

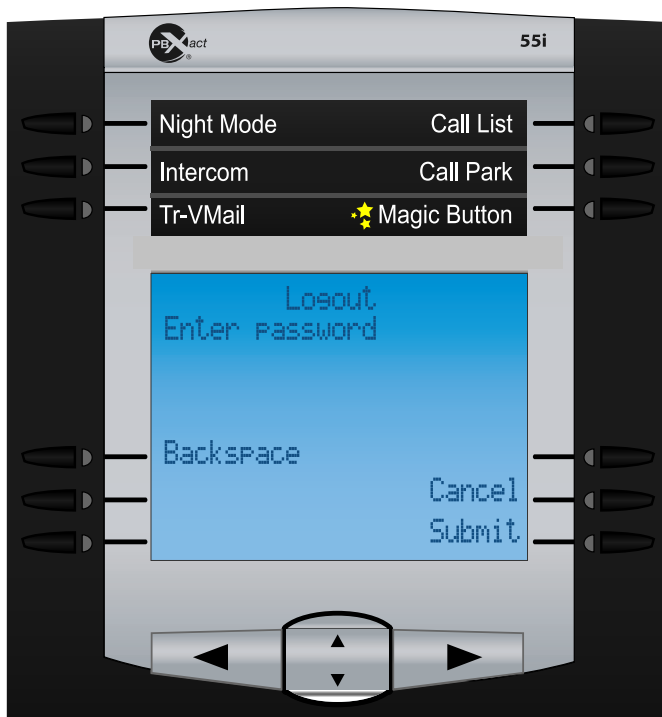
Logout Guide

Aastra 6755i, 6757i and 6757iCT



The Logout application will let you log out of your phone. Once logged out any other extension can then log in. Any changes you made to your phone using the Keys Application will be saved and if you log into any phone with the same model number those changes will follow with you.

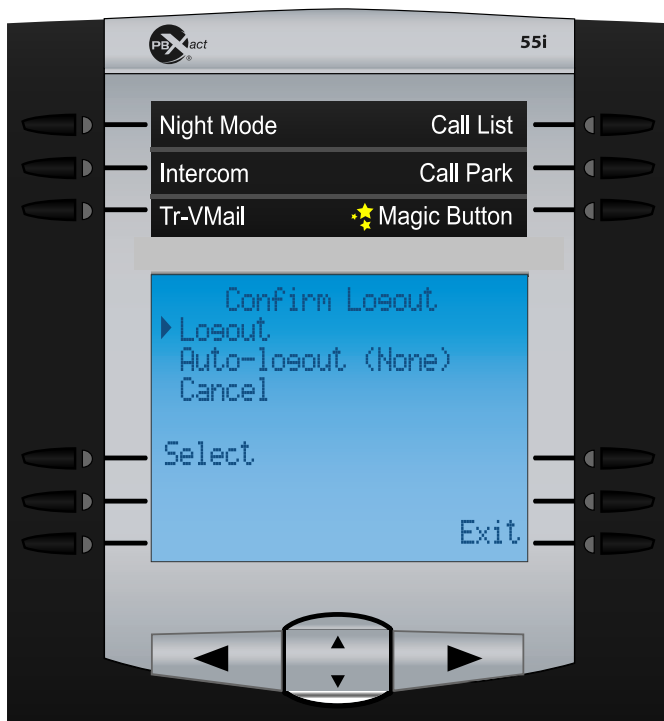
Pressing the Logout button should give you a screen like this.



Enter your voicemail password or 1234 if you don't have a voicemail box and press the submit button.

You then will be prompted with the following options;

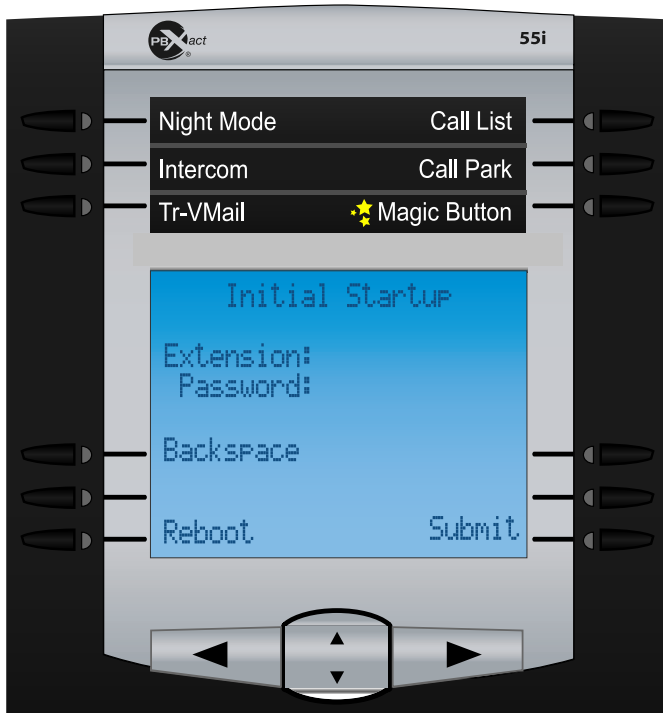
- **Logout**- Press this option to log out of your phone immediately
- **Auto Logout**- Press this option to set a time that you want the phone to auto log you out at.
- **Cancel**- Returns you back to the main phone screen.



Logout

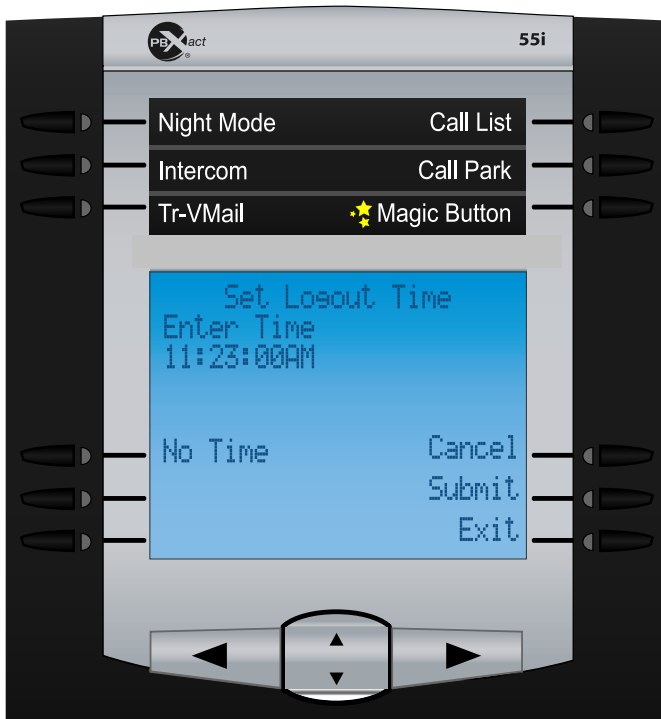
Pressing the Logout button will immediately log you out of the phone.

The phone will then display the login screen and any user can now log into the phone.

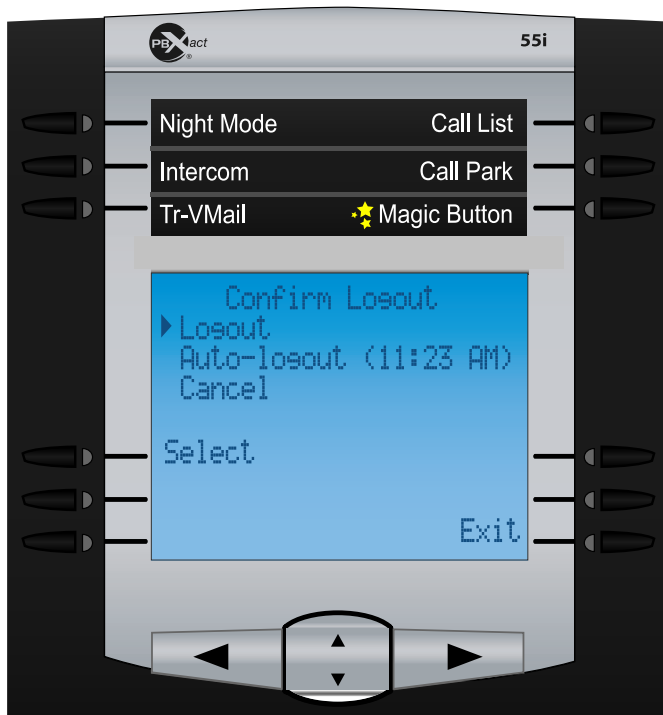


Auto Logout

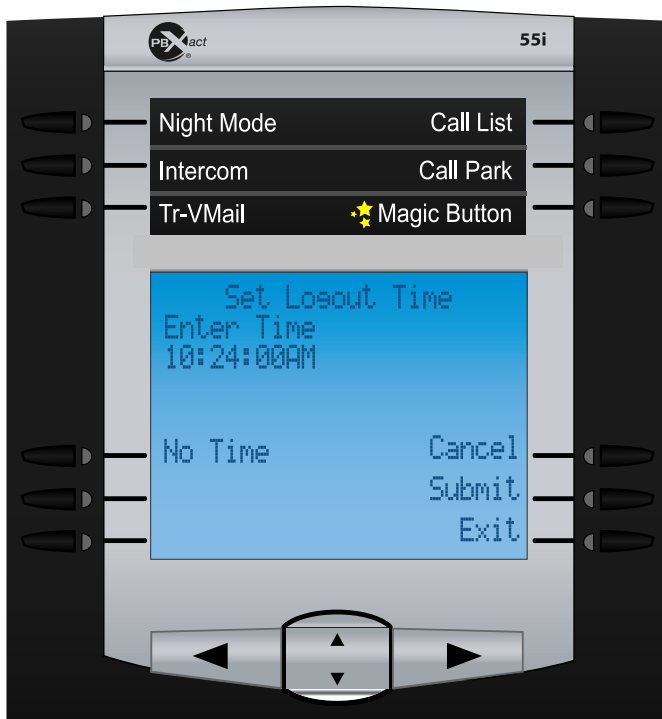
Pressing the Auto Logout button will let you edit or set a time that you want the phone to log you out at. This time will be stored for this user and regardless of which phone they are logged into it will auto log them out each day at that time. Press the submit button to save your new auto log out time.



We will now see on the main logout screen that we have a Auto Logout set for (11:23 AM) each day.



To turn off a programmed Auto Logout press the Auto Logout button and than press the No Time button which will turn off Auto Logout for this user.



We will now see on the main logout screen that the Auto Logout is set to (None)

