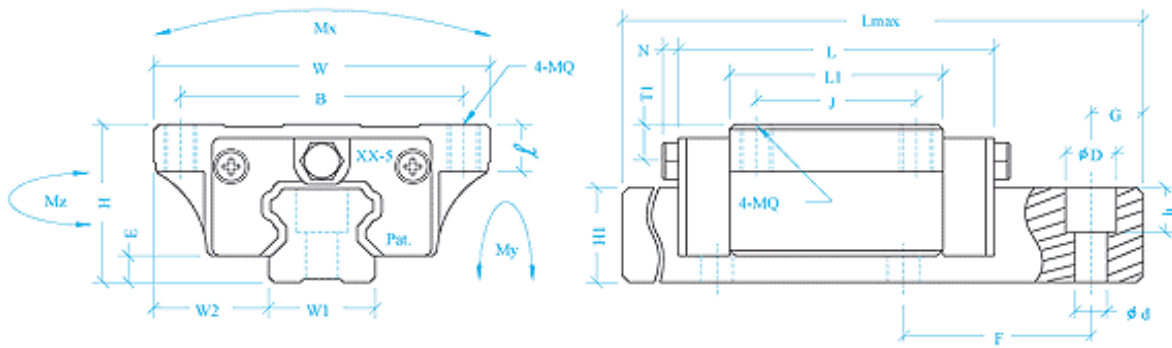



Model No.	Assembly(mm)					BR block(mm)							BR rail(mm)			
	H	W	W2	E	L	BxJ	MQx	L1	Oil hole	T1	N	W1	H1	F	dxDxh	
BRH15A	24	47	16	4.6	66	38x30	M5x8	40	Ø3	4.3	5	15	14	60	4.5x7.5x5.3	
BRH20A	30	63	21.5	5	77.8	53x40	M6x9	48.8	M6x1	5	6.5	20	18	60	6x9.5x8.5	
BRH20AL					92.4			63.4								
BRH25A	36	70	23.5	7	88	57x45	M8x12	57	M6x1	5	6.5	23	22	60	7x11x9	
BRH25AL					110.1			79.1								
BRH30A	42	90	31	9	109	72x52	M10x12	72	M6x1	7	6.5	28	26	80	9x14x12	
BRH30AL					131.3			94.3								
BRH35A	48	100	33	9.5	109	82x62	M10x13	80	M6x1	8	6.5	34	29	80	9x14x12	
BRH35AL					134.8			105.8								
BRH45A	60	120	37.5	14	138.2	100x80	M12x15	105	M8x1	10	13	45	38	105	14x20x17	
BRH45AL					163			129.8								

Model No.	Ref. Data(mm)		Basic Load Rating (kgf)		Static Moment(kgfxm)			Weight	
	Lmax	G	Dynamic(C)	Static(CO)	Mx	My	Mz	Block(kgf)	Rail(kgf/M)
BRH15A	4000	20	850	1650	10	8	8	0.19	1.4
BRH20A	4000	20	1450	2560	22	18	18	0.4	2.6
BRH20AL			1900	3330	28.6	23.4	23.4	0.52	
BRH25A	4000	20	2140	4000	36	32	31	0.57	3.6
BRH25AL			2996	5600	50.4	44.8	43.4	0.75	
BRH30A	4000	20	2980	5490	60	50	49	1.1	5.2
BRH30AL			3900	7190	78.5	65	65	1.4	
BRH35A	4000	20	3960	7010	96	75	73	1.6	7.2
BRH35AL			5230	9270	125	95	95	2	
BRH45A	4000	22.5	6740	12100	216	170	168	2.7	12.3
BRH45AL			8330	14950	267	210	210	3.6	

LINEAR GUIDEWAY

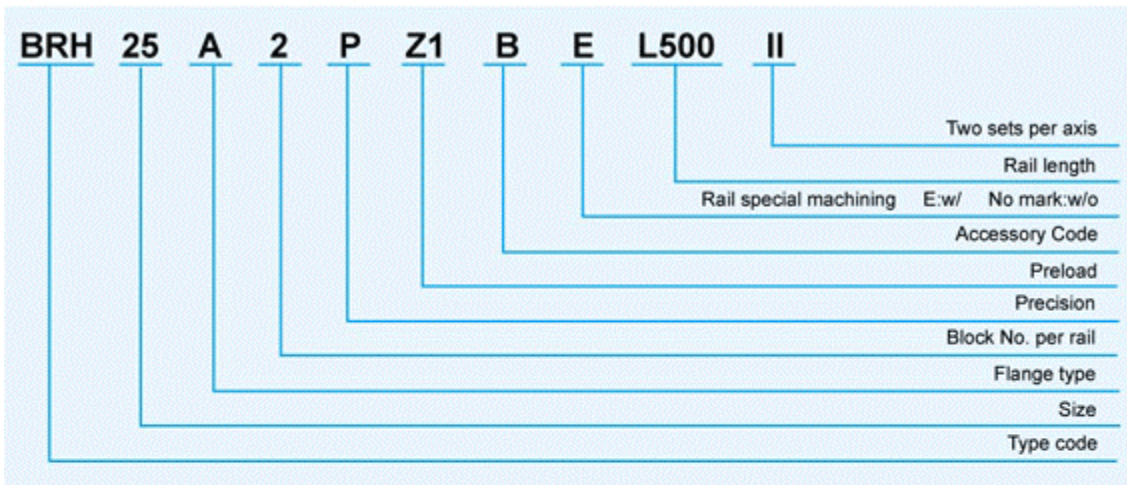
BRH-A & AL





The Model Code of BR Series

BR



Type Code		Size		Precision		Preload		Flange type	
BRH	International Standard	15	30	N	Normal	ZF	Clearance	A	With flange
BRS	Low assembly	20	35	H	High	Z0	Nopreload	B	Without flange
BRX	Special design	25	45	P	Precision	Z1	Light preload	C	Through hole with flange
				SP	Super-precision	Z2	Medium preload	AS	Short type with flange
				UP	Ultra-precision	Z3	Heavy preload	BS	Short type through hole with flange
								CS	Long type with flange
								AL	Long type without flange
								BL	Long type through hole with flange
								CL	Short type without flange

Accessory Code		Rail Special Treatment	
A	With top seal & side seal (applicable to BR20, 25, 30)	X	Black Oxidation Platng
B	With metal scrappers	H	Hard Chromium Plating
C	With top seal, side seal, and metal scrappers	P	Phosphate Plating
T	With oil tank on one end (see P.27)	N	Electroless Nickle Plating
U	With oil tank on both ends (see P.27)	E	Special Machining
		K	Tapped Hole

■ Remark : BR35 and BR45 are not equipped with self-lubricant parts.

e.g. **BRH 30 BL 2 SP Z1 AT E L500 II**
 with top seal, side seal, and oil tank on one end.