



Ultra Messaging (Version 6.11.1)

Configuration Guide

Copyright (C) 2004-2018, Informatica Corporation. All Rights Reserved.

Contents

1	Introduction	5
1.1	Configuration Overview	5
1.1.1	Assignment Methods	5
1.1.2	Assignment Flow	6
1.1.3	Definitions	7
1.1.4	Which Method Should I Use?	8
1.1.5	Host Name Resolution	8
1.1.6	Configuration Files	9
1.2	Plain Text Configuration Files	9
1.2.1	Reading Plain Text Configuration Files	9
1.3	Plain Text Configuration File Format	10
1.4	XML Configuration Files	10
1.4.1	Reading XML Configuration Files	10
1.4.2	Using XML Configuration Files With a UM Application	11
1.4.3	XML Configuration File Format	12
1.4.4	Merging Multiple XML Configuration Files	12
2	XML Configuration File Elements	15
2.1	<um-configuration>	15
2.2	<license>	16
2.3	<options>	16
2.4	<option>	17
2.5	<allow>	18
2.6	<deny>	19
2.7	<templates>	20
2.8	<template>	20
2.9	<applications>	21
2.10	<application>	22
2.11	<contexts>	23
2.12	<context>	23
2.13	<sources>	25

2.14	<topic>	26
2.15	<receivers>	27
2.16	<wildcard-receivers>	28
2.17	<wildcard-receiver>	29
2.18	<event-queues>	30
2.19	<event-queue>	30
2.20	<hfxs>	31
2.21	<application-data>	32
3	Sample XML Configuration File	35
3.1	Using the Order and Rule XML Attributes	36
4	XML Configuration File DTD	39
5	Attributes Objects	41
5.1	Creating An Attributes Object	42
5.2	Setting an Option from a Binary Value	42
5.2.1	Setting an Option from Arrays of Binary Values	43
5.3	Setting an Option from a String Value	43
5.4	Getting an Option as a Binary Value	44
5.5	Getting an Option as a String Value	44
5.6	Deleting an Attributes Object	45
6	Access to Current Operating Options	47
6.1	Retrieving Current Option Values	47
6.1.1	Getting Current Option as a Binary Value	47
6.1.2	Getting Current Option as a String Value	48
6.2	Modifying Current Option Values	48
6.2.1	Setting Current Option from a Binary Value	49
6.2.2	Setting Current Option from a String Value	49
7	Example Configuration Scenarios	51
7.1	Highest Throughput	51
7.2	Lowest Latency	51
7.3	Creating Multicast Sources	52
7.4	Disabling Aspects of Topic Resolution	52
7.4.1	Disabling Topic Advertisements	53
7.4.2	Disabling Receiver Topic Queries	53
7.4.3	Disabling Wildcard Topic Queries	53
7.4.4	Disabling Store (Context) Name Queries	53
7.4.5	All But the Minimum Topic Resolution Traffic	54
7.5	Unicast Resolver	54

7.6	Re-establish Pre-4.0 Topic Resolution	54
7.7	Re-establish Pre-LBM 3.3 (Pre-UME 2.0) Port Defaults	55
7.8	Configure New Port Defaults	55
8	Interrelated Configuration Options	57
8.1	Preventing NAK Storms with NAK Intervals	57
8.2	Preventing Tail Loss With TSNI and NAK Interval Options	58
8.3	Preventing IPC Receiver Deafness With Keepalive Options	58
8.4	Preventing Erroneous LBT-RM/LBT-RU Session Timeouts	59
8.5	Preventing Errors Due to Bad Multicast Address Ranges	60
8.6	Preventing Store Timeouts	60
8.7	Preventing ULB Timeouts	61
8.8	Preventing Unicast Resolver Daemon Timeouts	61
8.9	Preventing Undetected Late Join Loss	62
8.10	Preventing Undetected Loss	62
8.11	Preventing Store Registration Hangs	63
9	General Configuration Guidelines	65
9.1	Case Sensitivity	65
9.2	Specifying Interfaces	65
9.2.1	Interface Device Names and XML	66
9.3	Socket Buffer Sizes	66
9.4	Port Assignments	67
9.4.1	Ephemeral Ports	67
9.4.2	Network VS Host Order	67
9.5	Reference Entry Format	67
10	Special Notes	69
10.1	Configuring Multi-Homed Hosts	69
10.2	Traversing a Firewall	70
11	Major Options	71
11.1	Reference	71
11.1.1	broker (context)	71
11.1.2	compatibility_include_pre_um_6_0_behavior (context)	71
11.1.3	context_event_function (context)	72
11.1.4	context_name (context)	72
11.1.5	datagram_acceleration_functions (context)	73
11.1.6	default_interface (context)	73
11.1.7	fd_management_type (context)	73
11.1.8	message_selector (receiver)	74

11.1.9	multiple_receive_maximum_datagrams (context)	75
11.1.10	operational_mode (context)	75
11.1.11	operational_mode (xsp)	76
11.1.12	ordered_delivery (receiver)	76
11.1.13	receiver_callback_service_time_enabled (context)	77
11.1.14	resolver_source_notification_function (context)	77
11.1.15	source_event_function (context)	78
11.1.16	source_includes_topic_index (context)	78
11.1.17	transport (source)	79
11.1.18	transport_demux_tablesz (receiver)	80
11.1.19	transport_mapping_function (context)	80
11.1.20	transport_session_multiple_sending_threads (context)	81
11.1.21	transport_source_side_filtering_behavior (source)	81
11.1.22	transport_topic_sequence_number_info_active_threshold (source)	82
11.1.23	transport_topic_sequence_number_info_interval (source)	83
11.1.24	transport_topic_sequence_number_info_request_interval (receiver)	83
11.1.25	transport_topic_sequence_number_info_request_maximum (receiver)	83
11.1.26	use_extended_reclaim_notifications (source)	84
11.1.27	zero_transports_function (xsp)	84
12	Resolver Operation Options	87
12.1	Minimum Values for Advertisement and Query Intervals	87
12.2	Reference	88
12.2.1	disable_extended_topic_resolution_message_options (context)	88
12.2.2	resolution_no_source_notification_threshold (receiver)	88
12.2.3	resolution_number_of_sources_query_threshold (receiver)	89
12.2.4	resolver_advertisement_maximum_initial_interval (source)	89
12.2.5	resolver_advertisement_minimum_initial_duration (source)	90
12.2.6	resolver_advertisement_minimum_initial_interval (source)	90
12.2.7	resolver_advertisement_minimum_sustain_duration (source)	90
12.2.8	resolver_advertisement_send_immediate_response (source)	91
12.2.9	resolver_advertisement_sustain_interval (source)	91
12.2.10	resolver_cache (context)	92
12.2.11	resolver_context_name_activity_timeout (context)	92
12.2.12	resolver_context_name_query_duration (context)	93
12.2.13	resolver_context_name_query_maximum_interval (context)	93
12.2.14	resolver_context_name_query_minimum_interval (context)	94
12.2.15	resolver_datagram_max_size (context)	94
12.2.16	resolver_domain_id_active_propagation_timeout (context)	95
12.2.17	resolver_initial_advertisement_bps (context)	96

12.2.18 resolver_initial_advertisements_per_second (context)	96
12.2.19 resolver_initial_queries_per_second (context)	97
12.2.20 resolver_initial_query_bps (context)	97
12.2.21 resolver_query_maximum_initial_interval (receiver)	98
12.2.22 resolver_query_minimum_initial_duration (receiver)	98
12.2.23 resolver_query_minimum_initial_interval (receiver)	99
12.2.24 resolver_query_minimum_sustain_duration (receiver)	99
12.2.25 resolver_query_sustain_interval (receiver)	99
12.2.26 resolver_receiver_map_tablesz (context)	100
12.2.27 resolver_send_final_advertisements (source)	100
12.2.28 resolver_send_initial_advertisement (source)	101
12.2.29 resolver_source_map_tablesz (context)	102
12.2.30 resolver_string_hash_function (context)	102
12.2.31 resolver_string_hash_function_ex (context)	103
12.2.32 resolver_sustain_advertisement_bps (context)	104
12.2.33 resolver_sustain_advertisements_per_second (context)	104
12.2.34 resolver_sustain_queries_per_second (context)	104
12.2.35 resolver_sustain_query_bps (context)	105
12.2.36 resolver_unicast_activity_timeout (context)	105
12.2.37 resolver_unicast_change_interval (context)	106
12.2.38 resolver_unicast_check_interval (context)	106
12.2.39 resolver_unicast_force_alive (context)	107
12.2.40 resolver_unicast_ignore_unknown_source (context)	107
12.2.41 resolver_unicast_keepalive_interval (context)	108
13 Multicast Resolver Network Options	109
13.1 Reference	109
13.1.1 resolver_multicast_address (context)	109
13.1.2 resolver_multicast_incoming_address (context)	110
13.1.3 resolver_multicast_incoming_port (context)	110
13.1.4 resolver_multicast_interface (context)	111
13.1.5 resolver_multicast_outgoing_address (context)	111
13.1.6 resolver_multicast_outgoing_port (context)	111
13.1.7 resolver_multicast_port (context)	112
13.1.8 resolver_multicast_receiver_socket_buffer (context)	112
13.1.9 resolver_multicast_ttl (context)	113
14 Unicast Resolver Network Options	115
14.1 Reference	116
14.1.1 resolver_unicast_daemon (context)	116
14.1.2 resolver_unicast_interface (context)	117

14.1.3	resolver_unicast_port_high (context)	117
14.1.4	resolver_unicast_port_low (context)	118
14.1.5	resolver_unicast_receiver_socket_buffer (context)	118
15	Transport TCP Network Options	119
15.1	Reference	120
15.1.1	transport_tcp_interface (receiver)	120
15.1.2	transport_tcp_interface (source)	120
15.1.3	transport_tcp_maximum_ports (context)	120
15.1.4	transport_tcp_port (source)	121
15.1.5	transport_tcp_port_high (context)	121
15.1.6	transport_tcp_port_low (context)	122
16	Transport TCP Operation Options	123
16.1	Reference	123
16.1.1	transport_session_maximum_buffer (source)	123
16.1.2	transport_tcp_activity_method (receiver)	123
16.1.3	transport_tcp_activity_timeout (receiver)	124
16.1.4	transport_tcp_activity_timeout (source)	125
16.1.5	transport_tcp_coalesce_threshold (source)	125
16.1.6	transport_tcp_datagram_max_size (context)	125
16.1.7	transport_tcp_exclusiveaddr (source)	126
16.1.8	transport_tcp_listen_backlog (source)	127
16.1.9	transport_tcp_multiple_receiver_behavior (source)	127
16.1.10	transport_tcp_multiple_receiver_send_order (source)	128
16.1.11	transport_tcp_nodelay (source)	129
16.1.12	transport_tcp_receiver_socket_buffer (context)	129
16.1.13	transport_tcp_reuseaddr (source)	129
16.1.14	transport_tcp_sender_socket_buffer (source)	130
16.1.15	transport_tcp_use_session_id (source)	131
17	Transport LBT-RM Network Options	133
17.1	Reference	134
17.1.1	transport_lbtrm_destination_port (source)	134
17.1.2	transport_lbtrm_multicast_address (source)	134
17.1.3	transport_lbtrm_multicast_address_high (context)	135
17.1.4	transport_lbtrm_multicast_address_low (context)	135
17.1.5	transport_lbtrm_source_port_high (context)	135
17.1.6	transport_lbtrm_source_port_low (context)	136
18	Transport LBT-RM Reliability Options	137

18.1	LBT-RM Datagram	137
18.2	LBT-RM Source Ignoring NAKs for Efficiency	138
18.3	LBT-RM Receiver Suppressing NAK Generation	139
18.4	Reference	139
18.4.1	transport_lbtrm_ignore_interval (source)	139
18.4.2	transport_lbtrm_nak_backoff_interval (receiver)	140
18.4.3	transport_lbtrm_nak_generation_interval (receiver)	140
18.4.4	transport_lbtrm_nak_initial_backoff_interval (receiver)	141
18.4.5	transport_lbtrm_nak_suppress_interval (receiver)	141
18.4.6	transport_lbtrm_receiver_socket_buffer (context)	142
18.4.7	transport_lbtrm_send_naks (receiver)	142
18.4.8	transport_lbtrm_source_socket_buffer (context)	143
18.4.9	transport_lbtrm_transmission_window_limit (source)	143
18.4.10	transport_lbtrm_transmission_window_size (source)	143
19	Transport LBT-RM Operation Options	145
19.1	Reference	146
19.1.1	transport_lbtrm_activity_timeout (receiver)	146
19.1.2	transport_lbtrm_coalesce_threshold (source)	147
19.1.3	transport_lbtrm_data_rate_limit (context)	147
19.1.4	transport_lbtrm_datagram_max_size (context)	148
19.1.5	transport_lbtrm_preactivity_timeout (receiver)	148
19.1.6	transport_lbtrm_rate_interval (context)	149
19.1.7	transport_lbtrm_receiver_timestamp (context)	149
19.1.8	transport_lbtrm_retransmit_rate_limit (context)	150
19.1.9	transport_lbtrm_sm_maximum_interval (source)	150
19.1.10	transport_lbtrm_sm_minimum_interval (source)	151
19.1.11	transport_lbtrm_source_timestamp (context)	151
19.1.12	transport_lbtrm_tgsz (source)	152
20	Transport LBT-RU Network Options	153
20.1	Reference	154
20.1.1	transport_lbtru_interface (receiver)	154
20.1.2	transport_lbtru_interface (source)	154
20.1.3	transport_lbtru_maximum_ports (context)	155
20.1.4	transport_lbtru_port (source)	155
20.1.5	transport_lbtru_port_high (context)	155
20.1.6	transport_lbtru_port_high (receiver)	156
20.1.7	transport_lbtru_port_low (context)	156
20.1.8	transport_lbtru_port_low (receiver)	157

21 Transport LBT-RU Reliability Options	159
21.1 Reference	159
21.1.1 transport_lbtru_ignore_interval (source)	159
21.1.2 transport_lbtru_nak_backoff_interval (receiver)	159
21.1.3 transport_lbtru_nak_generation_interval (receiver)	160
21.1.4 transport_lbtru_nak_initial_backoff_interval (receiver)	160
21.1.5 transport_lbtru_nak_suppress_interval (receiver)	161
21.1.6 transport_lbtru_receiver_socket_buffer (context)	161
21.1.7 transport_lbtru_source_socket_buffer (context)	162
21.1.8 transport_lbtru_transmission_window_limit (source)	162
21.1.9 transport_lbtru_transmission_window_size (source)	162
22 Transport LBT-RU Operation Options	165
22.1 Reference	165
22.1.1 transport_lbtru_acknowledgement_interval (receiver)	166
22.1.2 transport_lbtru_activity_timeout (receiver)	166
22.1.3 transport_lbtru_client_activity_timeout (source)	166
22.1.4 transport_lbtru_client_map_size (source)	167
22.1.5 transport_lbtru_coalesce_threshold (source)	167
22.1.6 transport_lbtru_connect_interval (receiver)	168
22.1.7 transport_lbtru_data_rate_limit (context)	168
22.1.8 transport_lbtru_datagram_max_size (context)	169
22.1.9 transport_lbtru_maximum_connect_attempts (receiver)	169
22.1.10 transport_lbtru_rate_interval (context)	170
22.1.11 transport_lbtru_retransmit_rate_limit (context)	170
22.1.12 transport_lbtru_sm_maximum_interval (source)	171
22.1.13 transport_lbtru_sm_minimum_interval (source)	171
22.1.14 transport_lbtru_use_session_id (source)	172
23 Transport LBT-IPC Operation Options	173
23.1 Reference	173
23.1.1 transport_lbtipc_activity_timeout (receiver)	173
23.1.2 transport_lbtipc_behavior (source)	174
23.1.3 transport_lbtipc_datagram_max_size (context)	175
23.1.4 transport_lbtipc_id (source)	175
23.1.5 transport_lbtipc_id_high (context)	176
23.1.6 transport_lbtipc_id_low (context)	176
23.1.7 transport_lbtipc_maximum_receivers_per_transport (source)	176
23.1.8 transport_lbtipc_pend_behavior_linger_loop_count (context)	177
23.1.9 transport_lbtipc_receiver_operational_mode (context)	177
23.1.10 transport_lbtipc_receiver_thread_behavior (context)	178

23.1.11	transport_lbtpc_sm_interval (source)	179
23.1.12	transport_lbtpc_transmission_window_size (source)	179
24	Transport LBT-SMX Operation Options	181
24.1	Reference	181
24.1.1	transport_lbtsmx_activity_timeout (receiver)	181
24.1.2	transport_lbtsmx_datagram_max_size (source)	182
24.1.3	transport_lbtsmx_id (source)	183
24.1.4	transport_lbtsmx_id_high (context)	183
24.1.5	transport_lbtsmx_id_low (context)	184
24.1.6	transport_lbtsmx_maximum_receivers_per_transport (source)	184
24.1.7	transport_lbtsmx_message_statistics_enabled (context)	184
24.1.8	transport_lbtsmx_sm_interval (source)	185
24.1.9	transport_lbtsmx_transmission_window_size (source)	185
25	Transport Acceleration Options	187
25.1	Myricom® Datagram Bypass Layer (DBL™)	187
25.2	Reference	188
25.2.1	dbl_lbtrm_acceleration (context)	188
25.2.2	dbl_lbtru_acceleration (context)	188
25.2.3	dbl_mim_acceleration (context)	189
25.2.4	dbl_resolver_acceleration (context)	189
25.3	Solarflare® Onload	190
25.4	Reference	191
25.4.1	onload_acceleration_stack_name (receiver)	191
25.4.2	onload_acceleration_stack_name (source)	192
25.5	UD Acceleration for Mellanox® Hardware Interfaces	192
25.6	Reference	193
25.6.1	resolver_ud_acceleration (context)	193
25.6.2	ud_acceleration (context)	193
26	Smart Source Options	195
26.1	Reference	195
26.1.1	mem_mgt_callbacks (source)	195
26.1.2	smart_src_enable_spectrum_channel (source)	196
26.1.3	smart_src_max_message_length (source)	196
26.1.4	smart_src_message_property_int_count (source)	197
26.1.5	smart_src_retention_buffer_count (source)	197
26.1.6	smart_src_user_buffer_count (source)	198
26.1.7	transport_lbtrm_smart_src_transmission_window_buffer_count (source)	198
26.1.8	transport_lbtru_smart_src_transmission_window_buffer_count (source)	199

27 Encrypted TCP Options	201
27.1 Reference	201
27.1.1 tls_certificate (context)	201
27.1.2 tls_certificate_key (context)	201
27.1.3 tls_certificate_key_password (context)	202
27.1.4 tls_cipher_suites (context)	202
27.1.5 tls_compression_negotiation_timeout (context)	203
27.1.6 tls_trusted_certificates (context)	203
27.1.7 use_tls (context)	204
28 Compressed TCP Options	205
28.1 Reference	205
28.1.1 compression (context)	205
29 Multicast Immediate Messaging Network Options	207
29.1 Reference	207
29.1.1 mim_address (context)	208
29.1.2 mim_destination_port (context)	208
29.1.3 mim_incoming_address (context)	208
29.1.4 mim_incoming_destination_port (context)	209
29.1.5 mim_outgoing_address (context)	209
29.1.6 mim_outgoing_destination_port (context)	210
30 Multicast Immediate Messaging Reliability Options	211
30.1 Reference	211
30.1.1 mim_ignore_interval (context)	211
30.1.2 mim_nak_backoff_interval (context)	212
30.1.3 mim_nak_generation_interval (context)	212
30.1.4 mim_nak_initial_backoff_interval (context)	212
30.1.5 mim_nak_suppress_interval (context)	213
30.1.6 mim_send_naks (context)	213
30.1.7 mim_transmission_window_limit (context)	214
30.1.8 mim_transmission_window_size (context)	214
31 Multicast Immediate Messaging Operation Options	215
31.1 Reference	215
31.1.1 immediate_message_receiver_function (context)	215
31.1.2 immediate_message_topic_receiver_function (context)	216
31.1.3 mim_activity_timeout (context)	216
31.1.4 mim_delivery_control_activity_check_interval (context)	216
31.1.5 mim_delivery_control_activity_timeout (context)	217

31.1.6	mim_delivery_control_order_tablesz (context)	217
31.1.7	mim_implicit_batching_interval (context)	218
31.1.8	mim_implicit_batching_minimum_length (context)	218
31.1.9	mim_ordered_delivery (context)	218
31.1.10	mim_sm_maximum_interval (context)	219
31.1.11	mim_sm_minimum_interval (context)	219
31.1.12	mim_sqn_window_increment (context)	220
31.1.13	mim_sqn_window_size (context)	220
31.1.14	mim_src_deletion_timeout (context)	221
31.1.15	mim_tgsz (context)	221
31.1.16	mim_unrecoverable_loss_function (context)	221
32	Late Join Options	223
32.1	Estimating Recovery Time	223
32.2	Reference	224
32.2.1	late_join (source)	224
32.2.2	late_join_info_request_interval (receiver)	224
32.2.3	late_join_info_request_maximum (receiver)	225
32.2.4	retransmit_initial_sequence_number_request (receiver)	225
32.2.5	retransmit_message_caching_proximity (receiver)	226
32.2.6	retransmit_request_interval (receiver)	226
32.2.7	retransmit_request_maximum (receiver)	227
32.2.8	retransmit_request_message_timeout (receiver)	227
32.2.9	retransmit_request_outstanding_maximum (receiver)	227
32.2.10	retransmit_retention_size_limit (source)	228
32.2.11	retransmit_retention_size_threshold (source)	228
32.2.12	use_late_join (receiver)	229
33	Off-Transport Recovery Options	231
33.1	Reference	231
33.1.1	otr_message_caching_threshold (receiver)	231
33.1.2	otr_request_initial_delay (receiver)	232
33.1.3	otr_request_log_alert_cooldown (receiver)	232
33.1.4	otr_request_maximum_interval (receiver)	232
33.1.5	otr_request_message_timeout (receiver)	233
33.1.6	otr_request_minimum_interval (receiver)	233
33.1.7	otr_request_outstanding_maximum (receiver)	234
33.1.8	use_otr (receiver)	234
34	Request Network Options	235
34.1	Reference	235

34.1.1	request_tcp_bind_request_port (context)	235
34.1.2	request_tcp_interface (context)	236
34.1.3	request_tcp_port (context)	236
34.1.4	request_tcp_port_high (context)	236
34.1.5	request_tcp_port_low (context)	237
35	Request Operation Options	239
35.1	Reference	239
35.1.1	request_tcp_exclusiveaddr (context)	239
35.1.2	request_tcp_listen_backlog (context)	240
35.1.3	request_tcp_reuseaddr (context)	240
36	Response Operation Options	241
36.1	Reference	241
36.1.1	response_session_maximum_buffer (context)	241
36.1.2	response_session_sender_socket_buffer (context)	241
36.1.3	response_tcp_deletion_timeout (context)	242
36.1.4	response_tcp_interface (context)	242
36.1.5	response_tcp_nodelay (context)	243
37	Implicit Batching Options	245
37.1	Reference	245
37.1.1	implicit_batching_interval (source)	245
37.1.2	implicit_batching_minimum_length (source)	245
38	Delivery Control Options	247
38.1	Burst Loss	248
38.2	Reference	249
38.2.1	channel_map_tablesz (receiver)	249
38.2.2	delivery_control_loss_check_interval (receiver)	249
38.2.3	delivery_control_maximum_burst_loss (receiver)	250
38.2.4	delivery_control_maximum_total_map_entries (context)	250
38.2.5	delivery_control_message_batching (context)	251
38.2.6	mim_delivery_control_loss_check_interval (context)	251
38.2.7	null_channel_behavior (receiver)	252
38.2.8	source_notification_function (receiver)	252
38.2.9	unrecognized_channel_behavior (receiver)	253
39	Wildcard Receiver Options	255
39.1	Reference	255
39.1.1	pattern_type (wildcard_receiver)	255
39.1.2	receiver_create_callback (wildcard_receiver)	256

39.1.3	receiver_delete_callback (wildcard_receiver)	256
39.1.4	resolver_no_source_linger_timeout (wildcard_receiver)	257
39.1.5	resolver_query_maximum_interval (wildcard_receiver)	257
39.1.6	resolver_query_minimum_duration (wildcard_receiver)	257
39.1.7	resolver_query_minimum_interval (wildcard_receiver)	258
39.1.8	resolver_wildcard_queries_per_second (context)	258
39.1.9	resolver_wildcard_query_bps (context)	259
39.1.10	resolver_wildcard_receiver_map_tablesz (context)	259
40	Event Queue Options	261
40.1	Reference	261
40.1.1	event_queue_name (event_queue)	261
40.1.2	queue_age_enabled (event_queue)	261
40.1.3	queue_cancellation_callbacks_enabled (event_queue)	262
40.1.4	queue_count_enabled (event_queue)	262
40.1.5	queue_delay_warning (event_queue)	263
40.1.6	queue_enqueue_notification (event_queue)	263
40.1.7	queue_objects_purged_on_close (event_queue)	264
40.1.8	queue_service_time_enabled (event_queue)	264
40.1.9	queue_size_warning (event_queue)	265
41	Ultra Messaging Persistence Options	267
41.1	Reference	267
41.1.1	ume_ack_batching_interval (context)	267
41.1.2	ume_activity_timeout (receiver)	267
41.1.3	ume_activity_timeout (source)	268
41.1.4	ume_allow_confirmed_delivery (receiver)	268
41.1.5	ume_application_outstanding_maximum (receiver)	269
41.1.6	ume_confirmed_delivery_notification (source)	270
41.1.7	ume_consensus_sequence_number_behavior (receiver)	271
41.1.8	ume_consensus_sequence_number_behavior (source)	271
41.1.9	ume_explicit_ack_only (receiver)	272
41.1.10	ume_flight_size (source)	273
41.1.11	ume_flight_size_behavior (source)	273
41.1.12	ume_flight_size_bytes (source)	274
41.1.13	ume_force_reclaim_function (source)	275
41.1.14	ume_late_join (source)	275
41.1.15	ume_message_stability_lifetime (source)	276
41.1.16	ume_message_stability_notification (source)	276
41.1.17	ume_message_stability_timeout (source)	277
41.1.18	ume_proactive_keepalive_interval (context)	277

41.1.19 ume_proxy_source (source)	278
41.1.20 ume_receiver_liveness_interval (context)	279
41.1.21 ume_receiver_paced_persistence (receiver)	279
41.1.22 ume_receiver_paced_persistence (source)	280
41.1.23 ume_recovery_sequence_number_info_function (receiver)	280
41.1.24 ume_registration_extended_function (receiver)	281
41.1.25 ume_registration_function (receiver)	281
41.1.26 ume_registration_interval (receiver)	282
41.1.27 ume_registration_interval (source)	282
41.1.28 ume_repository_ack_on_reception (source)	282
41.1.29 ume_repository_disk_file_size_limit (source)	283
41.1.30 ume_repository_size_limit (source)	284
41.1.31 ume_repository_size_threshold (source)	284
41.1.32 ume_retention_intergroup_stability_behavior (source)	285
41.1.33 ume_retention_intragroup_stability_behavior (source)	286
41.1.34 ume_retention_size_limit (source)	287
41.1.35 ume_retention_size_threshold (source)	287
41.1.36 ume_retention_unique_confirmations (source)	288
41.1.37 ume_session_id (context)	288
41.1.38 ume_session_id (receiver)	289
41.1.39 ume_session_id (source)	290
41.1.40 ume_source_liveness_timeout (context)	290
41.1.41 ume_sri_flush_sri_request_response (source)	291
41.1.42 ume_sri_immediate_sri_request_response (source)	291
41.1.43 ume_sri_inter_sri_interval (source)	292
41.1.44 ume_sri_max_number_of_sri_per_update (source)	293
41.1.45 ume_sri_request_interval (receiver)	293
41.1.46 ume_sri_request_maximum (receiver)	294
41.1.47 ume_sri_request_response_latency (source)	294
41.1.48 ume_state_lifetime (receiver)	295
41.1.49 ume_state_lifetime (source)	295
41.1.50 ume_store (source)	296
41.1.51 ume_store_activity_timeout (source)	297
41.1.52 ume_store_behavior (source)	297
41.1.53 ume_store_check_interval (source)	297
41.1.54 ume_store_group (source)	298
41.1.55 ume_store_name (source)	298
41.1.56 ume_use_ack_batching (receiver)	299
41.1.57 ume_use_late_join (receiver)	299
41.1.58 ume_use_store (receiver)	300

41.1.59	ume_user_receiver_registration_id (context)	300
41.1.60	ume_write_delay (source)	301
42	Ultra Messaging Queuing Options	303
42.1	Reference	303
42.1.1	umq_command_interval (context)	303
42.1.2	umq_command_outstanding_maximum (context)	304
42.1.3	umq_delayed_consumption_report_interval (receiver)	304
42.1.4	umq_hold_interval (receiver)	304
42.1.5	umq_index_assignment_eligibility_default (receiver)	305
42.1.6	umq_message_stability_notification (source)	305
42.1.7	umq_msg_total_lifetime (source)	306
42.1.8	umq_queue_activity_timeout (context)	306
42.1.9	umq_queue_participation (receiver)	307
42.1.10	umq_queue_registration_id (context)	307
42.1.11	umq_receiver_type_id (receiver)	308
42.1.12	umq_retransmit_request_interval (receiver)	308
42.1.13	umq_retransmit_request_outstanding_maximum (receiver)	309
42.1.14	umq_session_id (context)	309
42.1.15	umq_ulb_application_set (source)	310
42.1.16	umq_ulb_application_set_assignment_function (source)	310
42.1.17	umq_ulb_application_set_events (source)	311
42.1.18	umq_ulb_application_set_load_factor_behavior (source)	311
42.1.19	umq_ulb_application_set_message_lifetime (source)	312
42.1.20	umq_ulb_application_set_message_max_reassignments (source)	313
42.1.21	umq_ulb_application_set_message_reassignment_timeout (source)	313
42.1.22	umq_ulb_application_set_receiver_activity_timeout (source)	314
42.1.23	umq_ulb_application_set_receiver_keepalive_interval (source)	314
42.1.24	umq_ulb_application_set_round_robin_bias (source)	315
42.1.25	umq_ulb_check_interval (source)	316
42.1.26	umq_ulb_events (source)	316
42.1.27	umq_ulb_flight_size (source)	317
42.1.28	umq_ulb_flight_size_behavior (source)	317
42.1.29	umq_ulb_receiver_events (source)	318
42.1.30	umq_ulb_receiver_portion (source)	319
42.1.31	umq_ulb_receiver_priority (source)	319
42.1.32	umq_ulb_source_activity_timeout (receiver)	320
42.1.33	umq_ulb_source_check_interval (receiver)	320
43	Hot Failover Operation Options	321
43.1	Reference	321

43.1.1	delivery_control_loss_check_interval (hfx)	321
43.1.2	delivery_control_max_delay (hfx)	321
43.1.3	delivery_control_maximum_burst_loss (hfx)	322
43.1.4	delivery_control_maximum_total_map_entries (hfx)	323
43.1.5	duplicate_delivery (hfx)	323
43.1.6	hf_duplicate_delivery (receiver)	324
43.1.7	hf_optional_messages (receiver)	324
43.1.8	hf_receiver (wildcard_receiver)	325
43.1.9	ordered_delivery (hfx)	325
44	Automatic Monitoring Options	327
44.1	Reference	327
44.1.1	monitor_appid (context)	327
44.1.2	monitor_appid (event_queue)	328
44.1.3	monitor_interval (context)	328
44.1.4	monitor_interval (event_queue)	329
44.1.5	monitor_interval (receiver)	329
44.1.6	monitor_interval (wildcard_receiver)	329
44.1.7	monitor_transport (context)	330
44.1.8	monitor_transport (event_queue)	330
44.1.9	monitor_transport_opts (context)	331
44.1.10	monitor_transport_opts (event_queue)	332
45	Deprecated Options	333
45.1	Reference	333
45.1.1	delivery_control_loss_tablesz (receiver)	333
45.1.2	delivery_control_order_tablesz (receiver)	333
45.1.3	implicit_batching_type (source)	334
45.1.4	network_compatibility_mode (context)	335
45.1.5	otr_request_duration (receiver)	335
45.1.6	pattern_callback (wildcard_receiver)	336
45.1.7	rcv_sync_cache (receiver)	336
45.1.8	rcv_sync_cache_timeout (receiver)	337
45.1.9	receive_thread_pool_size (context)	337
45.1.10	resolver_active_source_interval (context)	338
45.1.11	resolver_active_threshold (context)	338
45.1.12	resolver_context_advertisement_interval (context)	339
45.1.13	resolver_maximum_advertisements (context)	339
45.1.14	resolver_maximum_queries (context)	339
45.1.15	resolver_query_interval (context)	340
45.1.16	resolver_query_max_interval (wildcard_receiver)	340

45.1.17 resolver_unicast_address (context)	341
45.1.18 resolver_unicast_destination_port (context)	341
45.1.19 resolver_unicast_port (context)	342
45.1.20 retransmit_message_map_tablesz (source)	342
45.1.21 retransmit_request_generation_interval (receiver)	343
45.1.22 retransmit_retention_age_threshold (source)	343
45.1.23 source_cost_evaluation_function (context)	344
45.1.24 transport_datagram_max_size (context)	344
45.1.25 transport_lbtpc_acknowledgement_interval (receiver)	345
45.1.26 transport_lbtpc_client_activity_timeout (source)	345
45.1.27 transport_lbtrdma_datagram_max_size (context)	346
45.1.28 transport_lbtrdma_interface (source)	346
45.1.29 transport_lbtrdma_maximum_ports (context)	347
45.1.30 transport_lbtrdma_port (source)	347
45.1.31 transport_lbtrdma_port_high (context)	348
45.1.32 transport_lbtrdma_port_low (context)	348
45.1.33 transport_lbtrdma_receiver_thread_behavior (context)	349
45.1.34 transport_lbtrdma_transmission_window_size (source)	349
45.1.35 ume_message_map_tablesz (source)	350
45.1.36 ume_primary_store_address (source)	350
45.1.37 ume_primary_store_port (source)	351
45.1.38 ume_registration_id (source)	351
45.1.39 ume_retransmit_request_generation_interval (receiver)	352
45.1.40 ume_retransmit_request_interval (receiver)	352
45.1.41 ume_retransmit_request_maximum (receiver)	352
45.1.42 ume_retransmit_request_outstanding_maximum (receiver)	353
45.1.43 ume_secondary_store_address (source)	353
45.1.44 ume_secondary_store_port (source)	354
45.1.45 ume_tertiary_store_address (source)	354
45.1.46 ume_tertiary_store_port (source)	354
45.1.47 umq_flight_size (context)	355
45.1.48 umq_flight_size (source)	355
45.1.49 umq_flight_size_behavior (context)	356
45.1.50 umq_flight_size_behavior (source)	356
45.1.51 umq_message_retransmission_interval (context)	357
45.1.52 umq_message_stability_notification (context)	358
45.1.53 umq_msg_total_lifetime (context)	358
45.1.54 umq_queue_check_interval (context)	359
45.1.55 umq_queue_name (source)	359
45.1.56 umq_queue_participants_only (source)	359

45.1.57 umq_queue_query_interval (context)	360
45.1.58 umq_require_queue_authentication (context)	360
45.1.59 umq_retention_intergroup_stability_behavior (context)	361
45.1.60 umq_retention_intergroup_stability_behavior (source)	362
45.1.61 umq_retention_intragroup_stability_behavior (context)	363
45.1.62 umq_retention_intragroup_stability_behavior (source)	363
45.1.63 use_transport_thread (receiver)	364
46 Option Categories	367
46.1 UM UDP Port Values	367
46.2 UM TCP Port Values	367
46.3 UM Multicast Group Values	368
46.4 UM Timer Interval Values	368
46.5 Options That May Be Set During Operation	370
46.6 Options that Cannot Be Set Via Configuration Files	371

Chapter 1

Introduction

This document describes how Ultra Messaging-based user applications are configured. The configurations of standard UM daemon components (Dynamic Router, Persistent Store, Resolver Daemon, etc.) are describe in other documents.

Attention

See the [Documentation Introduction](#) for important information on copyright, patents, information resources (including Knowledge Base, and How To articles), Marketplace, Support, and other information about Informatica and its products.

This document assumes familiarity with the [UM Concepts Guide](#).

See **UM Glossary** for Ultra Messaging terminology, abbreviations, and acronyms.

1.1 Configuration Overview

For Ultra Messaging applications, you can set a variety of operational options to customize the application's behavior or performance. You assign values to these options in configuration files or by using function calls. You can assign option values to objects upon or after object creation. Within an object, the implemented option values are referred to as attributes.

Ultra Messaging uses intelligent default values for configuration options, enabling applications to run "out of the box." However, expect to customize Ultra Messaging options to optimize your operating environment. You can use different ways to configure option default and customized value assignments.

1.1.1 Assignment Methods

You can use the following ways to set attributes with configuration options:

XML configuration files

Customized defaults in an XML-formatted file, used during object creation.

plain text configuration files

Customized defaults in a text file, used during object creation.

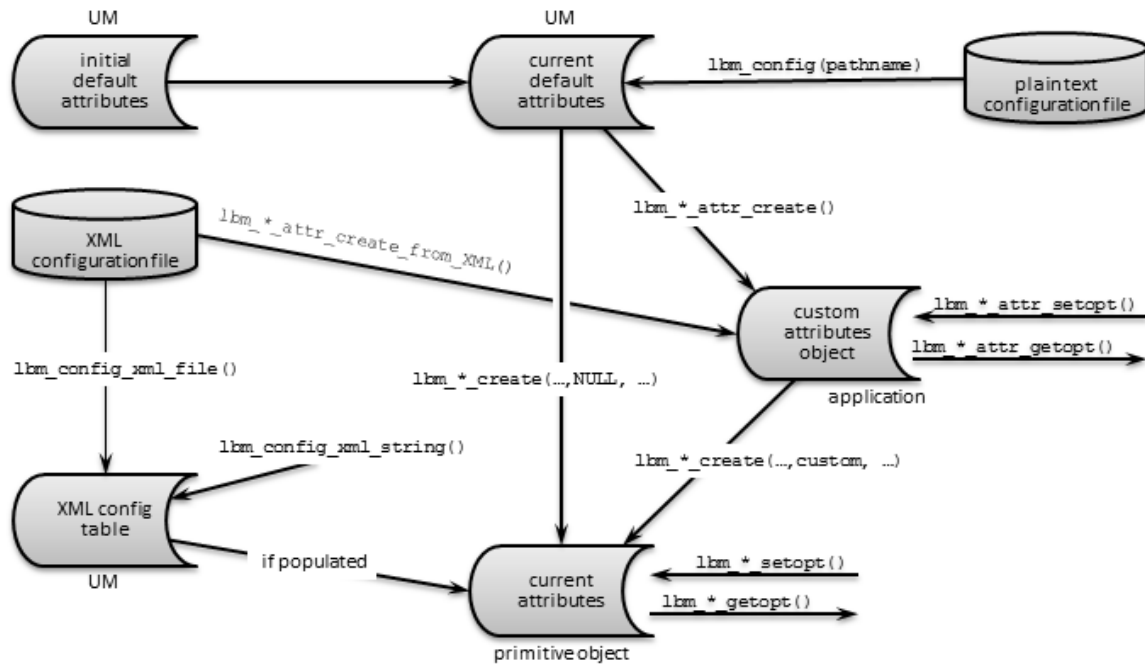
attributes objects

Application-specific option values used during object creation.

function calls with *_setopt()

Used after object creation.

The following image shows the different ways Ultra Messaging stores and assigns option values before, during, and after primitive object creation. Primitive objects are sources, receivers, wildcard receivers, event queues, contexts, or HFX objects. The ultimate result is a primitive object with the assigned values residing in current attributes.



The *initial default attributes* is the set of factory defaults in Ultra Messaging. Ultra Messaging modifies selected options in the *plain text configuration file*, and then stores these values in *current default attributes*. The current default attributes is the starting point for all created primitive objects.

An instantiated primitive object uses values from current default attributes, the *XML config table*, and the *custom attributes object*, and then holds the results in *current attributes*.

An *XML configuration file* can pass its setting to an object being created either by directly populating the XML config table, or by creating a custom attributes object.

1.1.2 Assignment Flow

The above diagram implies, but does not fully explain, the flow of attribute value assignment that UM performs when an application creates a primitive object. This flow is described below, and is important in understanding how and when default values are overridden:

1. If applicable, copy plain text configuration file values to current default attributes.
2. Start creating object.
3. Custom attributes object(s) created/populated (if applicable).

4. If `lbm_*_create()` has a NULL attr, copy current default attributes into current attributes. Otherwise, copy custom attributes object values into current attributes.
5. Read applicable options from the XML config table into the current attributes. Do not overwrite options set with `lbm_config()`, or `lbm_*_attr_setopt()`, which were tagged when modified.
6. Finish object creation.
7. current attributes can be changed further (only certain options) via `lbm_*_setattr()`.

1.1.3 Definitions

Before discussing how UM options can be set, some terminology is in order.

Option

A single configuration item that controls some aspect of UM operation. An option typically resides in a configuration file, but can also be assigned a value via a function call. We use options to assign values to an object's attributes.

Attribute

An operational characteristic of an object. An attribute's value is set by an option, hence, there is a one-to-one correspondence between options and attributes. (Note: This use of the term "attribute" is unrelated to, and not to be confused with, "attribute" in XML syntax. In this document, we refer to the latter as "XML attribute".)

XML attribute

See above. In XML syntax, XML attributes are parameters for XML elements.

Custom attributes object

A UM object that contains custom attribute values (set by options) for a specific UM object. Separate (and multiple) sets of attributes can exist for each application, though only one can be used when creating a primitive object.

Initial default attributes

The default attributes values built into UM. UM and your applications use these if you have not set any options for the attributes.

Primitive object

Specifically, an object that is a source, receiver, wildcard receiver, event queue, context, or HFX object.

Configuration file

This comes in two types: XML and plain text. Configuration files contain assigned values for options, but the different types are read/copied at different times during the creation of an object.

XML config table

Contains option values that are read from the XML configuration file.

Current default attributes

The attributes values used to create an object in the absence of custom attributes values.

Current attributes

The attribute values for an instantiated UM object that control the current operation of that object.

Scope

The type of object to which an option can apply. Possible scopes are context, source, receiver, wildcard_↵ receiver, event_queue, and hfx.

1.1.4 Which Method Should I Use?

For the four basic assignment methods listed above, following are some scenarios where specific methods are selected.

- To change a default option value and apply it to all objects you create, call **lbm_config()** for one or more configuration files. For example, to use LBT-RM rather than TCP for all sources, create a plain text configuration file containing

```
source transport LBTRM
```

and pass its file name to **lbm_config()**.

Note

The C API offers functions `lbm_*_attr_create_default()` to change a current default value back to the initial (factory) default value. No such corresponding method exists for the Java or .NET APIs.

- To customize specific options before an object is created for a specific object instance, use a custom attributes object. Also, you can assign XML data to the XML config table directly from your application via **lbm_config_↵ _xml_string()**.
- To create sets of custom values to be used when creating primitive objects, call **lbm_config_xml_file()** and specify an XML configuration file. This is useful for setting specific default options on a per-topic or per-context basis, which cannot be done with a plain text configuration file. For an example where a sending application uses specific options and values, create an XML configuration file with the application's name (optional) that specifies those options and values. Then pass the XML file name and application name to **lbm_config_xml_file()**.
- To change an option after an object is created, modify the current attributes for the object. (Note that many options cannot be changed after an object has been created.)

These methods can be used in combination. See [Assignment Methods](#) to see the relationships between attributes and the various UM API function calls that affect them.

1.1.5 Host Name Resolution

Many of UM's configuration options specify an IP address. Prior to UM version 6.10 these needed to be specified in dotted numeric format. For example, **10.23.19.210**. Starting in version 6.10, any configuration option that accepts an IP address can also accept a DNS host name (the few exceptions are noted in the documentation). For example, **myhost.mydomain.com**. Note that the DNS name system is not necessarily used when host names are specified; for example, most Unix systems will first look up the name in **/etc/hosts**.

When host names are specified, the name is resolved to an IP address when the configuration option is parsed. If you change the IP address associated with a name, that change will not take effect until the configuration file is re-read, typically by restarting the application.

1.1.6 Configuration Files

There are two types of UM Configuration files:

- [Plain Text Configuration Files](#)
- [XML Configuration Files](#)

You can read Configuration files either by function call, or automatically upon application launch by specifying a file name in an environment variable. See [Assignment Methods](#) and [Assignment Flow](#) for details on how these options replace or override default values.

There are some UM configuration options which cannot be set via configuration files. These are options whose values are function pointers or data structures. These options can only be set via API functions `*_setopt`. For example, `context_resolver_source_notification_function` has a function pointer as its value. See [Options that Cannot Be Set Via Configuration Files](#) for the full list.

1.2 Plain Text Configuration Files

The plain text configuration file, when invoked, writes option values into UM's current default attributes. These are then read and used in the creation of all objects.

See [Example Configuration Scenarios](#) for example configuration files.

1.2.1 Reading Plain Text Configuration Files

There are two ways to read a plain text configuration file to set values in current default attributes.

API function `lbm_config()`

You can call the function multiple times with different file names to set configuration options in phases.

When you create UM objects (such as a context or receiver), UM sets attributes for that object using the current default attributes. Hence, you must call `lbm_config()` before creating objects (`lbm_*_create()`).

Environment variable `LBM_DEFAULT_CONFIG_FILE`

Reads configuration file when your application is started. You can set this variable to a full pathname or a URL; for example:

```
export LBM_DEFAULT_CONFIG_FILE=/home/lbm/lbtrm.cfg
```

(You can still use the `lbm_config()` function on a different file to make additional changes.)

1.3 Plain Text Configuration File Format

A plain text configuration file contains lines that each take the form:

scope_keyword option_name option_value

where:

scope_keyword - the scope to which the option applies,

option_name - the predefined name for the option, and

option_value - the new value to be assigned to that option.

Allowable values for these parameters are given throughout the rest of this document. Any text following a hash character # (also known as a pound sign, number sign, or octothorp) is interpreted as comment text and is ignored.

For example:

```
# Set transport_tcp_port_low to 4901
context transport_tcp_port_low 4901
# And set transport_tcp_port_high to 4920
context transport_tcp_port_high 4920
```

Note

For plain text configuration files, do not enclose any fields in double quotation marks (").

1.4 XML Configuration Files

XML configuration files let you address many different applications and operating requirements, removing the need to programmatically set and reset options for them. A single XML file can contain options for multiple applications. Moreover, for a single application, you can configure multiple named contexts, event queues, etc., with different values for the same options.

See [Example Configuration Scenarios](#) for example configuration files.

1.4.1 Reading XML Configuration Files

There are multiple ways to read an XML configuration file to assign values while creating a primitive object.

API function `lbm_config_xml_file()`

Reads an XML configuration file into XML config table. Call this before the primitive create function. This does not change the current default attributes. Use a file path, or a URL beginning with `http://` or `ftp://`.

API function `lbm_config_xml_string()`

Populates the XML config table directly from your application. Call this before the primitive create function. This does not change the current default attributes.

API function `lbm_*_attr_create_from_XML()`

Creates a custom attributes object containing the values from an XML configuration file. The values can then be applied to a primitive object being created by calling function `lbm_*_create()` and specifying this custom attributes object in the second parameter.

Environment variable LBM_XML_CONFIG_FILENAME

Reads the file into the XML config table. These settings are then available to all applications when they start. Use a file path, or a URL beginning with <http://> or <ftp://>.

Environment variable LBM_XML_CONFIG_APPNAME

Reads options for a specific application from the LBM_XML_CONFIG_FILENAME variable's filename. This initiates the specified application's configuration; set this environment variable for every application.

Environment variable LBM_UMM_INFO

Initiates UMM Daemon to read options for an application and user from the LBM_XML_CONFIG_FILENAME variable's filename. Set this variable for every application/user combination, in the following format:

```
export LBM_UMM_INFO=application_name:user_name:password@ip:port
```

Note

Since you can use these API functions and environment variables without the UMM Daemon, you cannot set a username or password.

1.4.2 Using XML Configuration Files With a UM Application

The following procedure describes a general approach to implementing XML configuration files.

1. Create an XML configuration file using an XML editor or text editor. Just for this example, name the file, UM_CONFIG.XML.
 2. Insert any desired templates in the **<templates>** element to hold configuration option values shared by multiple applications or primitive UM objects (context, source, receiver, wildcard receiver or event queue). You can create and apply multiple templates to applications and primitive UM objects, however, if the same option appears in multiple templates, the option value in the last template overrides the option value in the previous template. See **<templates>**.
 3. Insert an **<application>** element for your UM application in the **<applications>** element and include any relevant templates created in the previous step. Just for this example, name the application, SENDAPP. See **<applications>**.
 4. Within the **<contexts>** element, configure the application's **<context>** element and context options. And since our example application, SENDAPP is a sending application, also configure its Source options. (If this was a receiving application, you would configure Receiver or Wildcard Receiver options. If your application creates multiple Contexts, enter multiple **<context>** elements within the **<contexts>** element, inserting the appropriate source, receiver or wildcard receiver options. See **<contexts>**).
 5. Configure the applications Event Queue options. See **<event-queues>**.
 6. Save the XML configuration file, UM_CONFIG.XML, and load it onto the machine where the application (SENDAPP) runs.
 7. Set the following environment variables on the machine where SENDAPP runs.
 - Set LBM_XML_CONFIG_FILENAME to UM_CONFIG.XML.
 - Set LBM_XML_CONFIG_APPNAME to SENDAPP.
 - Optionally, you could also use `lbm_config_xml_file(UM_CONFIG.XML,SENDAPP)` in the SENDAPP source.
 8. Start SENDAPP.
-

1.4.3 XML Configuration File Format

An XML Configuration File follows standard XML conventions. Element declarations or a pointer to a DTD file are not needed, as these are handled by UM.

An XML configuration file generally comprises two primary elements: templates and applications. Organized and contained within these are option value assignments. Applications containers let you set options for specific applications. To provide more global control over applications, or to simply reduce repetition, you can create templates to hold option settings that are to be used in one or more different applications.

XML configuration files use the high-level structure shown in the following example. This example includes only some container elements, and no options.

```
<um-configuration version="1.0">
  <templates>
    <template name="Sending">
      <options type="source">
      </options>
      <options type="context">
      </options>
    </template>
  </templates>
  <applications>
    <application name="Sending-Topic1">
      <contexts>
        <context name="Sending-LBTRM">
          <sources>
            <topic topicname="Topic1">
              <options type="source">
              </options>
            </topic>
          </sources>
        </context>
      </contexts>
      <event-queues>
        <event-queue/>
        <event-queue name="EQ-1"/>
      </event-queues>
    </application>
  </applications>
</um-configuration>
```

1.4.4 Merging Multiple XML Configuration Files

For UM XML configuration files and UMP store daemon XML configuration files, you can use the XInclude mechanism to merge multiple configuration files.

To include an external file, use the following syntax:

```
<xi:include xmlns:xi=http://www.w3.org/2003/XInclude" href="filename.xml" />
```

Files to be included must be formatted such that all elements are enclosed in a single container element, as shown in the following examples:

Example 1

```
<ume-attributes>
  <option type="store" name="allow-proxy-source" value="1"/>
  <option type="lbm-context" name="resolver_multicast_address" value="239.255.38.0"
  />
  <option type="lbm-context" name="resolver_multicast_port" value="19999" />
```

```
</ume-attributes>
```

Example 2

```
<topics>
  <topic pattern="." type="PCRE">
    <ume-attributes>
      <option type="store" name="repository-type" value="disk"/>
      <option type="store" name="retransmission-request-forwarding" value="0"/>
    </ume-attributes>
  </topic>
</topics>
```


Chapter 2

XML Configuration File Elements

Following are descriptions of the XML configuration file elements.

2.1 <um-configuration>

Description:

The <um-configuration> element is a required container for all UM configuration options residing in the XML configuration file. This is the top-level element.

Parents:

None.

Children:

- <license>
- <templates>
- <applications>

XML Attributes:

XML Attribute	Description	Default Value
version	The version of the DTD.	none

Example:

```
<um-configuration version="1.0">
  <applications>
    <application>
      ...
    </application>
  </applications>
</um-configuration>
```

2.2 <license>

Description:

The **<license>** element identifies the UM product license, either as the license key or as a pointer to a license file, as an alternative to setting it in an environment variable.

Parents:

- `<um-configuration>`

Children:

None.

XML Attributes:

XML Attribute	Description	Default Value
format	The format for the license element data. filename points to the file containing the license key. string identifies the data as the license key itself.	string
xml:space	How whitespace is handled. default trims leading and trailing whitespace (e.g., tabs, spaces, linefeeds, etc.), and compresses multiple whitespace characters into a single space character. preserve preserves the whitespace exactly as read.	default

Example:

```
<um-configuration>
  <license format=filename>/
    usr/local/licenses/um_license.txt
  </license>
  <applications>
    <application>
      ...
    </application>
  </applications>
</um-configuration>
```

2.3 <options>

Description:

The **<options>** element is a container element for individual options. You specify the primitive object in the attribute type.

Parents:

- `<template>`
- `<context>`
- `<topic>`
- `<wildcard-receiver>`
- `<event-queue>`

Children:

- `<option>`
- `<application-data>`

XML Attributes:

XML Attribute	Description	Default Value
type	The type of primitive object, which can be event-queue , context , source , receiver , wildcard-receiver , or hfx .	None

Example:

```
<um-configuration version="1.0">
  <templates>
    <template name="my-app-1">
      <options type="context">
        <option>
          ...
        </option>
        ...
      </options>
    </template>
  </templates>
</um-configuration>
```

2.4 <option>

Description:

The **<option>** element corresponds to any UM configuration option.

Parents:

- `<options>`

Children:

- `<allow>`
 - `<deny>`
-

XML Attributes:

XML Attribute	Description	Default Value
name	Name of the UM configuration option. See Reference for all options.	N/A
default-value	The value you are setting for this option.	The default value for the option.
order	Permit or restrict particular option values. Valid values are deny,allow (deny what you specify, allow everything else) or allow,deny (allow what you specify, deny everything else). If using this XML attribute, follow this element with <allow> or <deny> elements as needed.	deny,allow

Example:

To permit any application to choose any transport method except LBT-RU, configure the following in a template included in sending applications.

```
<option default-value="tcp" name="transport" order="deny,allow">
  <deny>LBTRU</deny>
</option>
```

To restrict any application to only the LBT-RM or LBT-RU transport method, configure the following in a template included in sending applications.

```
<option default-value="tcp" name="transport" order="allow,deny">
  <allow>LBTRU</allow>
  <allow>LBTRM</allow>
</option>
```

2.5 <allow>

Description:

Use the **<allow>** element with [<option>](#) to set a condition for that option to permit only a certain subset of possible default value values for the option. See also [Using the Order and Rule XML Attributes](#)

Parents:

- [<option>](#)

Children:

None

XML Attributes:

XML Attribute	Description	Default Value
xml:space	How whitespace is handled. default trims leading and trailing whitespace (e.g., tabs, spaces, linefeeds, etc.), and compresses multiple whitespace characters into a single space character. preserve preserves the whitespace exactly as read.	default

Example:

```
<option default-value="tcp" name="transport" order="allow,deny">
  <allow>LBTRU</allow>
  <allow>LBTRM</allow>
</option>
```

2.6 <deny>

Description:

Use the <deny> element with <option> to set a condition for that option that restricts certain (otherwise) possible default value values from being used by the option. See also [Using the Order and Rule XML Attributes](#)

Parents:

- <option>

Children:

None

XML Attributes:

XML Attribute	Description	Default Value
xml:space	How whitespace is handled. default trims leading and trailing whitespace (e.g., tabs, spaces, linefeeds, etc.), and compresses multiple whitespace characters into a single space character. preserve preserves the whitespace exactly as read.	default

Example:

```
<option default-value="tcp" name="transport" order="deny,allow">
  <deny>LBTRU</deny>
</option>
```

2.7 <templates>

Description:

The **<templates>** element is a container element for all templates that contain configuration options that can be used in other templates or applications. A template can be very specific, such as configuring options only for LBT-RM sources, or more comprehensive, configuring common options for your applications.

Insert any desired templates in the **<templates>** element to hold configuration option values shared by multiple applications or primitive objects. You can create and apply multiple templates to applications and primitive UM objects in a comma separated value (CSV) format. However, if the same option appears in multiple templates, the option value in the last or lower-level template overrides the option value in the previous or higher-level template.

Parents:

- `<um-configuration>`

Children:

- `<template>`

XML Attributes:

None

Example:

```
<templates>
  <template name="Sending">
    <options>
      ...
    </options>
  </template>
</templates>
```

2.8 <template>

Description:

The **<template>** element is a container for one uniquely named set of options.

Parents:

- `<templates>`

Children:

- `<options>`
-

XML Attributes:

XML Attribute	Description	Default Value
name	Name of the configuration template, which can be referenced elsewhere in this XML configuration file to assign to other configuration elements. Multiple templates can be specified in a comma separated value (CSV) format.	None
default-value	The value you are setting for this option.	The default value for the option.

Example:

```
<templates>
  <template name="Sending", name="Sending-LBTRM">
    <options>
      ...
    </options>
  </template>
</templates>
```

2.9 <applications>

Description:

The **<application>** element is a container element for all applications configured in the XML configuration file. UM lets you configure one or more applications.

Parents:

- `<um-configuration>`

Children:

- `<application>`

XML Attributes:

None.

Example:

```
<applications>
  <application name="Sending-IXM-LBTRM" template="Sending-LBTRM">
    <contexts>
      ...
    </contexts>
  </application>
</applications>
```

2.10 <application>

Description:

The <**application**> element contains option values for all object elements within a single, uniquely named, application.

Parents:

- <applications>

Children:

- <application-data>
- <contexts>
- <event-queues>
- <hfxs>

XML Attributes:

XML Attribute	Description	Default Value
name	Name of the application. Used as an optional parameter for lbm_↔ config_from_xml() . If a name is not supplied, this must be the only occurrence of this element in the XML configuration file.	None
template	Name of the configuration template to use for the application.	None

Example:

```
<applications>
  <application name="Sending-IXCM-LBTRM" template="Sending">
    <application-data>
      ...
    </application-data>
    <contexts>
      ...
    </contexts>
    <event-queues>
      ...
    </event-queues>
  </application>
  <application name="Sending-IXCM-TCP" template="Sending">
    ...
  </application>
</applications>
```

2.11 <contexts>

Description:

The **<contexts>** element is a container element for all UM contexts configured for an application. UM lets you create one or more contexts for an application.

Parents:

- `<application>`

Children:

- `<context>`

XML Attributes:

XML Attribute	Description	Default Value
template	Name of the configuration template to apply to each individual context object configured within this element. Multiple templates can be applied by specifying them in a comma-separated-value manner, i.e., " Sending1, Sending2 ". Can be overridden by a different template configured for an individual context.	None
order	Establishes the permission semantic for each individual context configured within this element. Valid values are deny, allow (deny what you specify, allow everything else) or allow, deny (allow what you specify, deny everything else). Works in conjunction with the <code><context></code> XML attribute, rule .	deny, allow

Example:

```
<applications>
  <application>
    <contexts>
      <context name=Sending-95" template="Sending-LBTRM" rule="allow">
        ...
      </context>
    </contexts>
  </application>
</applications>
```

2.12 <context>

Description:

The **<context>** element contains option values for a single context, organized into its child elements.

Important:

Setting the **name** attribute in this element does not actually name a context. A context name must be estab-

lished when you create the context. See the **name** description in the table below.

Parents:

- `<contexts>`

Children:

- `<sources>`
- `<receivers>`
- `<wildcard-receivers>`
- `<options>`

XML Attributes:

XML Attribute	Description	Default Value
name	Name of the context. UM only applies an XML configuration using this name to contexts that match this context name. Setting this XML name attribute does not name the context, but provides the ability to map previously created context attributes to this XML element. You can configure an automatic monitoring context by setting name="29west_statistics_↵_context" .	None
template	Name of the configuration template to use for the context object's options.	None
rule	Permits or restricts the creation of the context object. If rule="deny" , the context object errors upon creation.	allow

Example:

```

<applications>
  <application>
    <contexts>
      <context name=Sending-95" template="Sending-LBTRM" rule="allow">
        <sources>
          ...
        </sources>
        <receivers>
          ...
        </receivers>
        ...
      </context>
    </contexts>
  </application>
</applications>

```

2.13 <sources>

Description:

The <sources> element is a container for all UM sources configured for an application. UM lets you create one or more sources for an application.

Parents:

- <context>

Children:

- <topic>

XML Attributes:

XML Attribute	Description	Default Value
template	Name of the configuration template to apply to each individual context object configured within this element. Multiple templates can be applied by specifying them in a comma-separated-value manner, i.e., " Sending1, Sending2 ". Can be overridden by a different template configured for an individual context.	None
order	Establishes the permission semantic for each individual context configured within this element. Valid values are deny, allow (deny what you specify, allow everything else) or allow, deny (allow what you specify, deny everything else). Works in conjunction with the <topic> XML attribute, rule .	deny, allow

Example:

```
<applications>
  <application>
    <contexts>
      <context name=Sending-95">
        <sources>
          <topic topicname="ICXM" template="Sending-LBTRM" rule="allow">
            ...
          </topic>
        </sources>
      <receivers>
        ...
      </receivers>
    </context>
  </contexts>
</application>
</applications>
```

2.14 <topic>

Description:

The <topic> element contains option values for a single source or receiver.

Parents:

- <hfxs>
- <receivers>
- <sources>

Children:

- <options>

XML Attributes:

XML Attribute	Description	Default Value
topicname	The topic string for the topic that the source sends or the receiver accepts. Used as a parameter for <code>lbm_src_topic_alloc()</code> , <code>lbm_rcv_↵_topic_lookup()</code> , <code>lbm_src_attr_create_from_xml()</code> , <code>lbm_src_attr_↵set_from_xml()</code> , <code>lbm_rcv_attr_create_from_xml()</code> , and <code>lbm_rcv_↵attr_set_from_xml()</code> . Do not use with the pattern attribute.	None
template	Name of the configuration template to use for this topic's source or receiver options.	None
rule	Permits or restricts the creation of the source or receiver object. If rule="deny" , the object errors upon creation.	allow
pattern	Identify the set of options for this topic with a topic string regular expression pattern. Any source created with a topic string that matches this pattern receives the configured option values. Do not use with the topicname attribute.	None

Example:

```
<applications>
  <application>
    <contexts>
      <context name=Sending-95">
        <sources>
          <topic topicname="ICXM" rule="allow">
            <options type="source">
              ...
            </options>
          </topic>
        </sources>
        ...
      </context>
    </contexts>
  </application>
</applications>
```

2.15 <receivers>

Description:

The **<receivers>** element is a container element for all UM receivers configured for an application. You can create one or more receivers for an application.

Parents:

- `<context>`

Children:

- `<topic>`

XML Attributes:

XML Attribute	Description	Default Value
template	Name of the configuration template to apply to each individual receiver object configured within this element. You can apply multiple templates by specifying them in a comma-separated-value manner, e.g., "Receiving1,Receiving2" .	N/A
order	Establishes the permission semantic for each individual context configured within this element. Valid values are deny,allow (deny what you specify, allow everything else) or allow,deny (allow what you specify, deny everything else). Works in conjunction with the <code><topic></code> XML attribute, rule .	deny,allow

Example:

```
<applications>
  <application>
    <contexts>
      <context name=Sending-95">
        <receivers template="Receiving" order="deny,allow">
          <topic topicname="ICXM" template="Receiving" rule="allow">
            <options type="receiver">
              ...
            </options>
          </topic>
        </receivers>
      </context>
    </contexts>
  </application>
</applications>
```

2.16 <wildcard-receivers>

Description:

The <**wildcard-receivers**> element is a container element for all UM wildcard receivers configured for an application. UM lets you create one or more wildcard receivers for an application.

Parents:

- <context>

Children:

- <wildcard-receiver>

XML Attributes:

XML Attribute	Description	Default Value
template	Name of the configuration template to apply to each individual wildcard receiver object configured within this element. Multiple templates can be applied by specifying them in a comma-separated-value manner, i.e., " Receiving1,Receiving2 ". Can be overridden by a different template configured for an individual wildcard receiver.	N/A
order	Establishes the permission semantic for each individual context configured within this element. Valid values are deny,allow (deny what you specify, allow everything else) or allow,deny (allow what you specify, deny everything else). Works in conjunction with the <wildcard-receiver> XML attribute, rule .	deny,allow

Example:

```
<applications>
  <application>
    <contexts>
      <context name=Sending-95">
        <wildcard-receivers template="Receiving" order="deny,allow">
          <wildcard-receiver template="Receiving" rule="allow"
            pattern="^ABC.*XYZ$">
            ...
          </wildcard-receiver>
        </wildcard-receivers>
        ...
      </context>
    </contexts>
  </application>
</applications>
```

2.17 <wildcard-receiver>

Description:

The <wildcard-receiver> element contains option values for a single wildcard receiver.

Parents:

- <wildcard-receivers>

Children:

- <options>

XML Attributes:

XML Attribute	Description	Default Value
template	Name of the configuration template to use for the wildcard receiver object's options.	None
rule	Permits or restricts the creation of the wildcard receiver object. If rule="deny" , the object errors upon creation.	allow
pattern	The wildcard receiver topic string regular expression pattern for this wildcard receiver object.	None
pattern-type	The type of pattern matching to use for the wildcard receiver object. Valid values are pcre , regex or application-callback .	pcre

Example:

```
<applications>
  <application>
    <contexts>
      <context name=Sending-95">
        <wildcard-receivers template="Receiving" order="deny,allow">
          <wildcard-receiver template="Receiving" rule="allow"
            pattern="^ABC.*XYZ$">
            <options type="receiver">
              ...
            </options>
          </wildcard-receiver>
        </wildcard-receivers>
      </context>
    </contexts>
  </application>
</applications>
```

2.18 <event-queues>

Description:

The **<event-queues>** Element is a container element for all UM event queues configured for an application. UM lets you create one or more event queues for an application.

Parents:

- [<application>](#)

Children:

- [<event-queue>](#)

XML Attributes:

XML Attribute	Description	Default Value
template	Name of the configuration template to apply to each individual event queue object configured within this element. You can apply multiple templates specifying them in a comma-separated-value manner, e.g., "EVQ-1,EVQ-2". Can be overridden by a different template configured for an individual event queue.	N/A
order	Establishes the permission semantic for each individual context configured within this element. Valid values are deny,allow (deny what you specify, allow everything else) or allow,deny (allow what you specify, deny everything else). Works in conjunction with the <event-queue> XML attribute, rule .	deny,allow

Example:

```
<applications>
  <application name="Sender">
    <event-queues template="Receiving" order="deny,allow">
      <event-queue name="EVQ-1" template="Sending-LBTRM" rule="allow">
        ...
      </event-queue>
    </event-queues>
  </application>
</applications>
```

2.19 <event-queue>

Description:

The **<event-queue>** element contains option values for a single event queue.

Parents:

- [<event-queue>](#)

Children:

- <options>

XML Attributes:

XML Attribute	Description	Default Value
name	Name of the event queue. Used as a parameter for <code>lbm_event_queue_attr_create_from_xml()</code> and <code>lbm_event_queue_attr_set_from_xml()</code> .	None
template	Name of the configuration template to use for the event queue object's options.	None
rule	Permits or restricts the creation of the event queue object. If rule="deny", the object errors upon creation.	allow

Example:

```

<applications>
  <application name="Sender">
    <event-queues template="Receiving" order="deny,allow">
      <event-queue name="EVQ-1" template="Sending-LBTRM" rule="allow">
        <options type="receiver">
          ...
        </options>
      </event-queue>
    </event-queues>
  </application>
</applications>

```

2.20 <hfxs>

Description:

The <hfxs> element is a container for all UM HFX objects configured for an application. Within the <hfxs> element, options are organized by topic.

Parents:

- <application>

Children:

- <topic>

XML Attributes:

XML Attribute	Description	Default Value
template	Name of the configuration template to apply to each individual HFX object configured within this element. Multiple templates can be applied by specifying them in a comma-separated-value manner, i.e., " Sending1 , Sending2 ". Can be overridden by a different template configured for an individual HFX object.	N/A
order	Establishes the permission semantic for each individual context configured within this element. Valid values are deny,allow (deny what you specify, allow everything else) or allow,deny (allow what you specify, deny everything else). Works in conjunction with the <code><topic></code> XML attribute, rule .	deny,allow

Example:

```

<applications>
  <application name="Sender">
    <hfxs template="Sending" order="deny,allow">
      <topic topicname="ICXM" template="Sending-LBTRM" rule="allow">
        <options type="Sending-LBTRM">
          ...
        </options>
      </topic>
    </event-queues>
  </application>
</applications>

```

2.21 <application-data>

Description:

The **<application-data>** element is a free-form text comment field that you can use to store application-specific or options-group-specific metadata. When defined at the options level, this content overrides **<application-data>** elements defined at the application level.

Your application can retrieve this data via the `lbm_*_attr_getopt()` and `lbm_*_attr_str_getopt()` API functions under the option name `application_data`. You can also programmatically set it using the equivalent `*_setopt()` APIs. The `application_data` option is defined for all option scopes.

Also, you can set or retrieve this value at runtime via the `*_getopt()` and `*_setopt()` functions defined for the types `lbm_context_t`, `lbm_src_t`, `lbm_rcv_t`, `lbm_wildcard_rcv_t`, `lbm_event_queue_t`, and `lbm_hfx_t`.

Parents:

- `<application>`
- `<options>`

Children:

None.

XML Attributes:

XML Attribute	Description	Default Value
xml:space	How whitespace is handled. default trims leading and trailing whitespace (e.g., tabs, spaces, linefeeds, etc.), and compresses multiple whitespace characters into a single space character. preserve preserves the whitespace exactly as read.	default

Example:

```
<applications>
  <application>
    <application-data>Comment about this section.</application-data>
    <contexts>
      <context name=Sending-95">
        <wildcard-receivers template="Receiving" order="deny,allow">
          <wildcard-receiver template="Receiving" rule="allow"
            pattern="^ABC.*XYZ$">
            <options type="receiver">
              <application-data>Comment about this section.</application-data>
              ...
            </options>
          </wildcard-receiver>
        </wildcard-receivers>
        ...
      </context>
    </contexts>
  </application>
</applications>
```


Chapter 3

Sample XML Configuration File

A sample XML configuration file appears below and has the following notable aspects.

- Contains object attributes for a UM context and source.
- Application name is **Sending**.
- Uses a template of attributes also called **Sending-LBTRM**.
- The template, **Sending-LBTRM**, uses the **order** attribute for the **fd_management_type** to allow all file descriptor types except DEVPOLL. However the **Sending-LBTRM** application further restricts the file descriptor types to exclude EPOLL in addition to DEVPOLL.

```
<um-configuration version="1.0">
  <templates>
    <template name="Sending-LBTRM">
      <options type="source">
        <option default-value="0" name="late_join"/>
        <option default-value="500"
          name="resolver_advertisement_maximum_initial_interval"/>
        <option default-value="5000"
          name="resolver_advertisement_minimum_initial_duration"/>
        <option default-value="10"
          name="resolver_advertisement_minimum_initial_interval"/>
        <option default-value="60"
          name="resolver_advertisement_minimum_sustain_duration"/>
        <option default-value="1000" name="resolver_advertisement_sustain_interval"/>
        <option default-value="lbtrm" name="transport"/>
        <option default-value="14400" name="transport_lbtrm_destination_port"/>
        <option default-value="0.0.0.0" name="transport_lbtrm_multicast_address"/>
      </options>
      <options type="context">
        <option default-value="wsaeventselect" name="fd_management_type"
          order="deny,allow">
          <deny>wincompport</deny>
        </option>
        <option default-value="5000"
          name="mim_delivery_control_activity_check_interval"/>
        <option default-value="60000" name="mim_delivery_control_activity_timeout"/>
        <option default-value="6000" name="mim_delivery_control_loss_check_interval"/>
        <option default-value="2000000" name="resolver_initial_advertisement_bps"/>
        <option default-value="2000" name="resolver_initial_advertisements_per_second"/>
        <option default-value="2000" name="resolver_initial_queries_per_second"/>
        <option default-value="2000000" name="resolver_initial_query_bps"/>
      </options>
    </template>
  </templates>
```

```

<applications>
  <application name="Sending">
    <contexts order="deny,allow">
      <context rule="allow" template="Sending-LBTRM">
        <sources order="deny,allow">
          <topic rule="allow" topicname="IXCM">
            <options type="source">
              <option default-value="1" name="late_join"/>
              <option default-value="lbtrm" name="transport"/>
              <option default-value="14488" name="transport_lbtrm_destination_port"/>
              <option default-value="224.12.5.101"
                name="transport_lbtrm_multicast_address"/>
            </options>
          </topic>
        </sources>
        <receivers order="deny,allow"/>
        <wildcard-receivers order="deny,allow"/>
        <options type="context">
          <option default-value="224.9.10.11" name="resolver_multicast_address"/>
          <option default-value="224.9.10.11"
            name="resolver_multicast_incoming_address"/>
          <option default-value="12965" name="resolver_multicast_incoming_port"/>
          <option default-value="224.9.10.11"
            name="resolver_multicast_outgoing_address"/>
          <option default-value="12965" name="resolver_multicast_outgoing_port"/>
          <option default-value="12965" name="resolver_multicast_port"/>
          <option default-value="224.9.10.12" name="resolver_multicast_interface"/>
          <option default-value="0" name="resolver_multicast_receiver_socket_buffer"/>
          <option default-value="wsaeventselect" name="fd_management_type"
            order="deny,allow">
            <deny>wincomport</deny>
          </option>
        </options>
      </context>
    </contexts>
    <event-queues order="deny,allow">
      <event-queue rule="allow">
        <options type="event-queue">
          <option default-value="lbm" name="monitor_transport"/>
          <option default-value="" name="monitor_appid"/> </options>
        </event-queue>
      </event-queues>
    </application>
  </applications>
</um-configuration>

```

3.1 Using the Order and Rule XML Attributes

The order and rule XML attributes combine to enable you to permit or restrict the creation of primitive UM objects. The container elements such as the `<contexts>`, `<sources>`, `<receivers>`, etc. have the **order** attribute. The single object elements, such as `<context>`, `<topic>`, etc., have the **rule** attribute. The default for both attributes allows creation of all objects. You can however, exert some administrative control over your applications by allowing the creation of only certain objects.

You can vary the **order** attribute values to suit whether permission or restriction is more prevalent. In the example below, only a single topic needs to be restricted, so we use the default values for the **order** attribute with only a single topic restricted with a **rule="deny"** attribute.

```

<sources order="deny,allow">

```

```
<topic topicname="CDEF" rule="deny"/>
<!-- all other source topics allowed -->
</sources>
```

In contrast, the following example requires the creation of only a single receiver topic object, so you can change the **order** attribute to **"allow,deny"**, which restricts the creation of all receiver topic objects except the one allowed.

```
<receivers order="allow,deny">
  <topic topicname="AARM" rule="allow"/>
  <!-- all other receive topics denied -->
</receivers>
```

You can also combine topic names with topic patterns. In the example below, we set the **order** attribute to the default. Topic **ISM** is denied with its order attribute. Topics **IRM** and **SRM** satisfy both their own allow rules and the pattern ***R*** **deny** rule. So when you allocate a source topic with **lbm_src_topic_alloc()**, UM accepts the rule that matches the **order** attribute default, which is **allow**.

```
<sources order="deny,allow">
  <topic topicname="ISM" rule="deny"/>
  <topic topicname="IRM" rule="allow"/>
  <topic pattern="*R*" rule="deny"/>
  <topic topicname="SRM" rule="allow"/>
</sources>
```

As a result of the above configuration, UM allows the creation of source topic objects **IRM** and **SRM**, and all other topics, except those that match the regular expression pattern ***R***.

Chapter 4

XML Configuration File DTD

The XML configuration file DTD is integrated into UM and appears below.

```
<?xml version="1.0" encoding="UTF-8"?>
<!ELEMENT um-configuration (license | templates | applications)*>
<!ATTLIST um-configuration version CDATA #REQUIRED>

<!ELEMENT license ( #PCDATA )>
<!ATTLIST license format (filename | string) "string">
<!ATTLIST license xml:space (default | preserve) "default">

<!ELEMENT templates (template*)>

<!ELEMENT template (options+)>
<!ATTLIST template name CDATA #REQUIRED>

<!ELEMENT options (option | application-data)*>
<!ATTLIST options type (event-queue | context | source | receiver |
    wildcard-receiver | hfx) #IMPLIED>

<!ELEMENT option (allow | deny)*>
<!ATTLIST option name CDATA #REQUIRED>
<!ATTLIST option default-value CDATA #IMPLIED>
<!ATTLIST option order CDATA #IMPLIED>

<!ELEMENT application-data ( #PCDATA )>
<!ATTLIST application-data xml:space (default | preserve) "default">

<!ELEMENT allow ( #PCDATA )>
<!ATTLIST allow xml:space (default | preserve) "default">

<!ELEMENT deny ( #PCDATA )>
<!ATTLIST deny xml:space (default | preserve) "default">

<!ELEMENT applications (application*)>

<!ELEMENT application (contexts | event-queues | hfxs | application-data)+>
<!ATTLIST application name CDATA #IMPLIED>
<!ATTLIST application template CDATA #IMPLIED>

<!ELEMENT contexts (context*)>
<!ATTLIST contexts template CDATA #IMPLIED>
<!ATTLIST contexts order CDATA #IMPLIED>

<!ELEMENT event-queues (event-queue*)>
<!ATTLIST event-queues template CDATA #IMPLIED>
<!ATTLIST event-queues order CDATA #IMPLIED>
```

```
<!ELEMENT hfxs (topic*)>
<!ATTLIST hfxs template CDATA #IMPLIED>
<!ATTLIST hfxs order CDATA #IMPLIED>

<!ELEMENT event-queue (options*)>
<!ATTLIST event-queue name CDATA #IMPLIED>
<!ATTLIST event-queue template CDATA #IMPLIED>
<!ATTLIST event-queue rule (allow | deny) "allow">

<!ELEMENT context (sources | receivers | wildcard-receivers | options)+>
<!ATTLIST context name CDATA #IMPLIED>
<!ATTLIST context template CDATA #IMPLIED>
<!ATTLIST context rule (allow | deny) "allow">

<!ELEMENT sources (topic*)>
<!ATTLIST sources template CDATA #IMPLIED>
<!ATTLIST sources order CDATA #IMPLIED>

<!ELEMENT receivers (topic*)>
<!ATTLIST receivers template CDATA #IMPLIED>
<!ATTLIST receivers order CDATA #IMPLIED>

<!ELEMENT wildcard-receivers (wildcard-receiver*)>
<!ATTLIST wildcard-receivers template CDATA #IMPLIED>
<!ATTLIST wildcard-receivers order CDATA #IMPLIED>

<!ELEMENT topic (options*)>
<!ATTLIST topic template CDATA #IMPLIED>
<!ATTLIST topic rule (allow | deny) "allow">
<!ATTLIST topic pattern CDATA #IMPLIED>
<!ATTLIST topic topicname CDATA #IMPLIED>

<!ELEMENT wildcard-receiver (options*)>
<!ATTLIST wildcard-receiver template CDATA #IMPLIED>
<!ATTLIST wildcard-receiver rule (allow | deny) "allow">
<!ATTLIST wildcard-receiver pattern CDATA #IMPLIED>
<!ATTLIST wildcard-receiver pattern-type (pcre | regex | application-callback)
    #IMPLIED>
```

Chapter 5

Attributes Objects

Many UM primitive objects have a corresponding attributes object, which contains the configuration information specific to that UM object type. You can set configuration options in an attributes object, and supply the attributes when creating the UM object. This allows assignment of different options for different instances of UM objects. The following table lists the UM primitive objects and corresponding attributes objects.

UM object	Corresponding Attributes Object(s)
lbm_context_t	lbm_context_attr_t
lbm_topic_t	lbm_src_topic_attr_t , lbm_rcv_topic_attr_t ↔
lbm_wildcard_rcv_t ↔	lbm_wildcard_rcv_attr_t
lbm_event_queue_t ↔	lbm_event_queue_attr_t
lbm_hfx_t	lbm_hfx_attr_t

You call API functions to create attributes objects and set, retrieve, or delete their values. These function names are based on the attributes object name and are shown in the following table, using the context object as an example. See the C API for all attributes functions.

Action	UM API function
Create Attributes Object	lbm_context_attr_create()
Set Option from Binary Value	lbm_context_attr_setopt()
Set Option from String Value	lbm_context_attr_str_setopt()
Get Option as Binary Value	lbm_context_attr_getopt()
Get Option as String Value	lbm_context_attr_str_getopt()
Delete Attributes Object	lbm_context_attr_delete()

For other object types, replace **context** with **src_topic**, **rcv_topic**, **wildcard_rcv**, **event_queue**, or **hfx**.

The following sections describe in detail the use of these UM API functions. The functions related to **lbm_context**↔**_attr_t** objects are used for the purpose of illustration, but the instructions (if not the specifics) apply to all UM attributes objects.

5.1 Creating An Attributes Object

In the following example, the call to `lbm_context_attr_create()` creates the custom attributes object, and initializes each option from the current default values. Subsequent calls to `lbm_context_attr_setopt()` or `lbm_context_attr_str_setopt()` modify only the option values in the attributes object.

```
lbm_context_attr_t * attrib;
int rc;

rc = lbm_context_attr_create(&attrib);
if (rc != 0)
{
    * Immediately after UM returns error, capture error details. */
    int errnum = lbm_errnum();
    const char * errmsg = lbm_errmsg();
    fprintf(stderr, "Error %d returned from lbm_context_attr_create(), %s\n",
            errnum, errmsg);
}
```

This example also illustrates the proper way to determine the success or failure of an UM API call. Most UM API calls return 0 to indicate success, and -1 to indicate failure. To retrieve the specific UM error code for the failure, call `lbm_errnum()`. To retrieve a text string describing the error code, call `lbm_errmsg()`.

5.2 Setting an Option from a Binary Value

For an option of type other than "string", call `lbm_context_attr_setopt()` to set its value. (See the C API reference for details on this function.) The final two parameters in the function are a pointer to a variable containing the option value, and a variable of type `size_t` that contains the correct length of the option value variable.

The example code below sets three options. First, we set `operational_mode (context)` to **sequential**. Then we set the `transport_tcp_port_low (context)` and `transport_tcp_port_high (context)` values to **4901** and **4920**, respectively.

```
lbm_context_attr_t * attrib; /* Must have already been created */
int rc;
unsigned short int optval;
size_t optlen;

/* Set the operational_mode */
optlen = sizeof(optval);
optval = LBM_CTX_ATTR_OP_SEQUENTIAL;
rc = lbm_context_attr_setopt(attrib, "operational_mode", &optval, optlen);
if (rc != 0) {
    * Handle error */
}

/* Set transport_tcp_port_low */
optlen = sizeof(optval);
optval = 4901;
rc = lbm_context_attr_setopt(attrib, "transport_tcp_port_low", &optval, optlen);
if (rc != 0) {
    * Handle error */
}

/* Set transport_tcp_port_high */
optlen = sizeof(optval);
```

```

optval = 4920;
rc = lbm_context_attr_setopt(attr, "transport_tcp_port_high", &optval, optlen);
if (rc != 0) {/
    * Handle error */
}

```

5.2.1 Setting an Option from Arrays of Binary Values

There are some configuration options which expect an array of a particular type. The `*_setopt()` function uses its "optlen" parameter to determine the number of valid elements in the array.

For example, when using [umq_ulb_application_set \(source\)](#) to configure a ULB source's application sets, the `lbm_↔_umq_ulb_receiver_type_entry_t` structure is used to define one mapping between receiver type ID and application set index. It is common to have more than one receiver type and/or more than one application set, so the application code must pass an array of `lbm_umq_ulb_receiver_type_entry_t` structures. Note how `lbm_src_topic_↔_attr_setopt()`'s "optlen" is calculated in the following code:

```

lbm_umq_ulb_receiver_type_entry_t appsets[32]; /* This application's worst case
    need. */
int optlen, num_valid_elements;
.../
* We need three entries, the equiv of "source umq_ulb_application_set
    0:10,20;1:100". */
appsets[0].application_set_index = 0;
appsets[0].id = 10; /* Receiver type ID. */
appsets[1].application_set_index = 0;
appsets[1].id = 20; /* Receiver type ID. */
appsets[2].application_set_index = 1;
appsets[2].id = 100; /* Receiver type ID. */
num_valid_elements = 3;

optlen = num_valid_elements * sizeof(lbm_umq_ulb_receiver_type_entry_t);
rc = lbm_src_topic_attr_setopt(tattr, "umq_ulb_application_set", appsets, optlen);
if (rc != 0) {/
    * Handle error */
}

```

5.3 Setting an Option from a String Value

Setting an option from a string value effectively does the same thing that setting an option from a binary value does. However, the option value is passed as a null-terminated string, rather than as value and length pointers. UM uses this mechanism to process options in a configuration file. Thus, the format used for option values must match the format you would use in a configuration file.

In the following example, as before, we set the operational mode to sequential. Then we set the transport TCP port low and high values to **4901** and **4920**, respectively.

```

lbm_context_attr_t * attr; /* Must have already been created */
int rc;/

* Set the operational_mode */
rc = lbm_context_attr_str_setopt(attr, "operational_mode", "sequential");
if (rc != 0) {/
    * Handle error */
}

```

```

* Set transport_tcp_port_low */
rc = lbm_context_attr_str_setopt(attrib, "transport_tcp_port_low", "4901");
if (rc != 0) {/
    * Handle error */
}/

* Set transport_tcp_port_high */
rc = lbm_context_attr_str_setopt(attrib, "transport_tcp_port_high", "4920");
if (rc != 0) {/
    * Handle error */
}

```

5.4 Getting an Option as a Binary Value

Getting an option as a binary value is very similar to setting an option from a binary value: it requires knowledge of not only the option name, but its type as well. The final two parameters in the call to **lbm_context_attr_getopt()** are a pointer to a variable to receive the current option value, and a pointer to a variable of type **size_t** which contains the length of the option value variable. This length must be correct for the specified option.

In the example code below, we get the option values for operational mode and the transport TCP port low and high values.

```

lbm_context_attr_t * attrib; /* Must have already been created */
int rc;
unsigned short int optval;
size_t optlen;/

* Get the operational_mode */
optlen = sizeof(optval);
rc = lbm_context_attr_getopt(attrib, "operational_mode", &optval, &optlen);
if (rc != 0) {/
    * Handle error */
}/
* optval now contains LBM_CTX_ATTR_OP_EMBEDDED or LBM_CTX_ATTR_OP_SEQUENTIAL *//

* Get transport_tcp_port_low */ optlen = sizeof(optval);
rc = lbm_context_attr_getopt(attrib, "transport_tcp_port_low", &optval, &optlen);
if (rc != 0) {/
    * Handle error */
}/
* optval now contains the value of transport_tcp_port_low, which should be 4901 *//

* Get transport_tcp_port_high */ optlen = sizeof(optval);
rc = lbm_context_attr_getopt(attrib, "transport_tcp_port_high", &optval, &optlen);
if (rc != 0) {/
    * Handle error */
}/
* optval now contains the value of transport_tcp_port_high, which should be 4920 *//

```

5.5 Getting an Option as a String Value

Getting an option as a string value effectively does the same thing that getting an option as a binary value does. However, the option value is returned as a null-terminated string, just as you would specify the option value in a

configuration file. The final two parameters in the call to **lbm_context_attr_str_getopt()** are a pointer to a string variable to receive the current option value, and a pointer to a variable of type **size_t** which contains the maximum size of the option value string variable.

In the example code below, we get the option values for operational mode and the transport TCP port low and high values.

```
lbm_context_attr_t * attrib; /* Must have already been created */
int rc;
char optval_string[256];

/* Get the operational_mode */
optlen = sizeof(optval_string);
rc = lbm_context_attr_str_getopt(attrib, "operational_mode", optval_string,
    &optlen);
if (rc != 0) {/
    * Handle error */
}/
/* optval_string now contains either "embedded" or "sequential" */

/* Get transport_tcp_port_low */
optlen = sizeof(optval_string);
rc = lbm_context_attr_str_getopt(attrib, "transport_tcp_port_low",
    optval_string, &optlen);
if (rc != 0) {/
    * Handle error */
}/
/* optval_string now contains the string value of transport_tcp_port_low,
   which should be "4901" */

/* Get transport_tcp_port_high */ optlen = sizeof(optval_string);
rc = lbm_context_attr_str_getopt(attrib, "transport_tcp_port_high",
    optval_string, &optlen);
if (rc != 0) {/
    * Handle error */
}/
/* optval_string now contains the string value of transport_tcp_port_high,
   which should be "4920" */
```

5.6 Deleting an Attributes Object

Once the attributes object is no longer needed, it should be deleted.

```
lbm_context_attr_t * attrib; /* Must have already been created */
int rc;

rc = lbm_context_attr_delete(attrib);
if (rc != 0) {/
    * Handle error */
}
```


Chapter 6

Access to Current Operating Options

After a UM object is created, the current operating option values can be retrieved, and a small subset of its current operating options can be modified. UM API functions supporting such actions operate on the object itself, rather than on an attributes object.

6.1 Retrieving Current Option Values

Almost all UM objects allow their current attributes' option values to be retrieved during operation. UM API functions supporting such actions operate on the object itself.

The UM objects which support these actions are **lbm_src_t**, **lbm_rcv_t**, **lbm_context_t**, and **lbm_event_queue_t**. For each such object, there are corresponding API functions to get an option as a binary value, and get an option as a string value. These function names are based on the object name, suffixed with **_getopt()**, and **_str_getopt()**. As an illustration of this convention, the API functions for working with **lbm_event_queue_t** objects are shown in the following table.

Action	UM API function
Get Option from Binary Value	lbm_event_queue_getopt()
Get Option from String Value	lbm_event_queue_str_getopt()

For other object types, replace **event_queue** with **context**, **src_topic**, **rcv_topic**, **wildcard_rcv**, or **hfx**.

6.1.1 Getting Current Option as a Binary Value

Getting an option as a binary value is very similar to setting an option from a binary value: it requires knowledge of not only the option name, but its type as well. The final two parameters in the call to **lbm_event_queue_getopt()** are a pointer to a variable to receive the current option value, and a pointer to a variable of type **size_t** which contains the length of the option value variable. This length must be correct for the specified option.

In the example code below, the option value for the queue size warning is retrieved.

```
unsigned long int optval;  
size_t optlen;
```

```

lbm_event_queue_t evq; /* must be previously created */
int rc;/

/* Get the queue size warning value */
optlen = sizeof(optval);
rc = lbm_event_queue_getopt(&evq, "queue_size_warning", &optval, &optlen);
if (rc != 0) {/
    /* Handle error */
}/
/* optval now contains the value of queue_size_warning, which should be 5000 */

```

6.1.2 Getting Current Option as a String Value

Getting an option as a string value effectively does the same thing that getting an option as a binary value does. However, the option value is returned as a null-terminated string, just as you would specify the option value in a configuration file. The final two parameters in the call to **lbm_event_queue_str_getopt()** are a pointer to a string variable to receive the current option value, and a pointer to a variable of type **size_t** which contains the maximum size of the option value string variable.

In the example code below, the option value for the queue size warning is retrieved.

```

char optval_string[256];
size_t optlen;
lbm_event_queue_t evq; /* must be previously created */
int rc;/

/* Get the queue size warning value */
optlen = sizeof(optval_string);
rc = lbm_event_queue_str_getopt(&evq, "queue_size_warning", optval_string, &optlen);
if (rc != 0) {/
    /* Handle error */
}/
/* optval now contains the value of queue_size_warning, which should be "5000" */

```

6.2 Modifying Current Option Values

A small subset of UM object options may be modified after the object is created. See the individual option descriptions to determine if an options value may be changed after the UM object is created.

The UM objects which support these actions are **lbm_src_t**, **lbm_rcv_t**, **lbm_context_t**, and **lbm_event_queue_t**. For each such object, there are corresponding API functions to set an option from a binary value and set an option from a string value. These function names are based on the object name, suffixed with **_setopt()** and **_str_setopt()**.

As an illustration of this convention, the API functions for working with **lbm_event_queue_t** objects are shown in the following table.

Action	UM API function
Set Option from Binary Value	lbm_event_queue_setopt()
Set Option from String Value	lbm_event_queue_str_setopt()

For other object types, replace **event_queue** with **context**, **src_topic**, **rcv_topic**, **wildcard_rcv**, or **hfx**.

The following sections describe in detail the use of these UM API functions. The functions related to **lbm_event_queue_t** objects are used for the purpose of illustration, but the instructions (if not the specifics) apply to all such UM objects.

6.2.1 Setting Current Option from a Binary Value

Setting an option from a binary value requires knowledge of not only the option name, but its type and allowable values as well. The final two parameters in the call to **lbm_event_queue_setopt()** are a pointer to a variable which contains the option value to be set, and a pointer to a variable of type **size_t** which contains the length of the option value variable. This length must be correct for the specified option.

In the example code below, we set the queue size warning to 5000 events.

```
unsigned long int optval;
size_t optlen;
lbm_event_queue_t evq; /* must be previously created */
int rc;/

/* Set the queue size warning */
optlen = sizeof(optval);
optval = 5000;
rc = lbm_event_queue_setopt(&evq, "queue_size_warning", &optval, &optlen);
if (rc != 0) {/
    * Handle error */
}
```

6.2.2 Setting Current Option from a String Value

Setting an option from a string value effectively does the same thing that setting an option from a binary value does. However, the option value is passed as a null-terminated string, rather than as value and length pointers. This is similar to the mechanism used by UM to process options in a configuration file. Thus, the format used for option values must match the format you would use in a configuration file.

As before, we set the queue size warning to 5000 events.

```
lbm_event_queue_t evq; /* must be previously created */
int rc;/

/* Set the queue size warning */
rc = lbm_event_queue_setopt(&evq, "queue_size_warning", "5000");
if (rc != 0) {/
    * Handle error */
}
```


Chapter 7

Example Configuration Scenarios

7.1 Highest Throughput

The following configuration option tunes UM for the highest possible throughput.

```
#
# LBM can be configured to make efficient use of CPU time, leading
# to the highest-possible throughput (bytes per second or messages
# per second). This may come at the expense of latency at low
# message rates. The following line configures LBM to accumulate
# 8KB of messages (or for wait implicit_batching_interval) before sending.
#
source implicit_batching_minimum_length 8192
```

7.2 Lowest Latency

This is an example configuration that favors low latency at the expense of higher CPU utilization and potentially lower throughput.

```
#
# Latency can be reduced at the expense of network efficiency and
# system CPU time by adjusting implicit batching parameters. The
# default parameters hold messages for up to 200 milliseconds or until
# 2048 bytes are waiting to go. The lowest possible latency is
# obtained by setting the minimum batching length to 1 byte, which
# effectively disables the implicit batching feature. For example:
#
context mim_implicit_batching_minimum_length 1
source implicit_batching_minimum_length 1
#
# Latency can be kept to a minimum with UM by writing receiving
# applications that can accept messages in the order they arrive.
# See https://communities.informatica.com/infakb/faq/5/Pages/80043.aspx and
# http://www.29West.Com/docs/THPM/tcp-latency.html#TCP-RECEIVER-SIDE-LATENCY
# for more information. Here's how to use arrival-order delivery:
#
receiver ordered_delivery 0
```

```
#
# Disable Nagel's algorithm (batching) for TCP responses to eliminate
# queuing latency when sending only single responses.
#
context response_tcp_nodelay 1
#
# If you are running a LAN environment with under 100 machines, you can
# drastically improve your recovery related latencies without significant
# additional network overhead by using the following UM loss recovery parameter.
# See https://communities.informatica.com/infakb/faq/5/Pages/80070.aspx
# for additional information about this and other recovery parameters.
#
receiver transport_lbtrm_nak_backoff_interval 10
```

7.3 Creating Multicast Sources

This is an example configuration file that changes the default transport to reliable multicast so all sources created send messages over LBT-RM.

```
#
# UM can be configured to create sources using the LBT-RM reliable
# multicast protocol instead of the default TCP.
#
source transport LBT-RM
#
# Stable and reliable operation with multicast requires careful
# setting of rate control limits.
#
# It's generally best to start with small limits and gradually
# increase them after testing indicates that they can be safely
# sustained on your network.
#
# The following example limits (new) data to 10 Mbps and retransmissions
# to 1 Mbps (10%).
#
context transport_lbtrm_data_rate_limit 10000000
context transport_lbtrm_retransmit_rate_limit 1000000
```

7.4 Disabling Aspects of Topic Resolution

If you need to reduce the amount of Topic Resolution traffic on your network, use the following Configuration options and values in a Ultra Messaging Configuration file.

Note

Ultra Messaging does not recommend disabling both advertisements and queries because topics may not resolve at all.

7.4.1 Disabling Topic Advertisements

You can disable topic advertisements in the Initial Phase, Sustaining Phase or both phases of topic resolution.

Disabling Initial Phase Advertisements

Use the following options to disable topic advertisements in only the Initial Phase.

```
source resolver_advertisement_minimum_initial_interval 0
source resolver_advertisement_maximum_initial_interval 0
```

Disabling Sustaining Phase Advertisements

Use the following option to disable topic advertisements in only the Sustaining Phase.

```
source resolver_advertisement_sustain_interval 0
```

7.4.2 Disabling Receiver Topic Queries

You can disable the querying of topics by receivers in the Initial Phase, Sustaining Phase or both phases of topic resolution.

Disabling Initial Phase Queries

Use the following options to disable topic queries in only the Initial Phase.

```
receiver resolver_query_minimum_initial_interval 0
receiver resolver_query_maximum_initial_interval 0
```

Disabling Sustaining Phase Queries

Use the following options to disable topic queries in only the Sustaining Phase.

```
receiver resolver_query_sustain_interval 0
receiver resolution_number_of_sources_query_threshold 0
```

7.4.3 Disabling Wildcard Topic Queries

Use the following options to disable topic queries by wildcard receivers.

```
wildcard_receiver resolver_query_minimum_interval 0
wildcard_receiver resolver_query_maximum_interval 0
```

7.4.4 Disabling Store (Context) Name Queries

When using Persistence, use the following options to disable context name queries by sources.

```
resolver_context_name_query_maximum_interval 0
resolver_context_name_query_minimum_interval 0
```

7.4.5 All But the Minimum Topic Resolution Traffic

A minimalist approach to topic resolution can take different forms based on your requirements. One approach is to disable all traffic except for queries in the sustaining phase. Add the following settings to your Ultra Messaging configuration file to implement this approach.

```
source_resolver_advertisement_minimum_initial_interval 0
source_resolver_advertisement_sustain_interval 0
receiver_resolver_query_minimum_initial_interval 0
receiver_resolution_number_of_sources_query_threshold 1
wildcard_receiver_resolver_query_minimum_interval 0
```

7.5 Unicast Resolver

To use the unicast resolver, use a configuration file like the following example:

```
#
# Topic resolution can be configured to use unicast traffic with an
# LBM resolver daemon (lbmr) instead of the default which uses multicast.
# Be sure to insert the IP address of your lbmr below.
#
context_resolver_unicast_daemon 127.0.0.1:15380
```

7.6 Re-establish Pre-4.0 Topic Resolution

Ultra Messaging topic resolution prior to LBM Version 4.0 did not have resolution phases. To implement pre-4.0 topic resolution, include the following configuration option changes in your Ultra Messaging configuration file.

```
# ----- Disable Advertisements in 4.0 Initial Phase
source_resolver_advertisement_minimum_initial_interval 0

# ----- Re-establish pre-4.0 Advertisement Behavior
source_resolver_advertisement_minimum_sustain_duration 0
context_resolver_sustain_advertisement_bps 0

# ----- Disable Queries in 4.0 Initial Phase
receiver_resolver_query_minimum_initial_interval 0

# ----- Re-establish pre-4.0 Query Behavior
receiver_resolver_query_sustain_interval 100
receiver_resolver_query_minimum_sustain_duration 0
context_resolver_sustain_query_bps 0
receiver_resolution_number_of_sources_query_threshold 1

# ----- Re-establish pre-4.0 Wildcard Query Behavior
wildcard_receiver_resolver_query_minimum_interval 0
```

7.7 Re-establish Pre-LBM 3.3 (Pre-UME 2.0) Port Defaults

To use the early default ports (prior to LBM 3.3 and UME 2.0), the following configuration file may be used.

```
context mim_destination_port 4401
context mim_incoming_destination_port 4401
context mim_outgoing_destination_port 4401
context resolver_multicast_port 2965
context resolver_multicast_incoming_port 2965
context resolver_multicast_outgoing_port 2965
context resolver_unicast_destination_port 5380
context resolver_unicast_port_high 4406
context resolver_unicast_port_low 4402
source transport_lbtrm_destination_port 4400
context transport_lbtrm_source_port_high 4399
context transport_lbtrm_source_port_low 4390
context transport_lbtru_port_high 4389
context transport_lbtru_port_high 4380
receiver transport_lbtru_port_high 4379
receiver transport_lbtru_port_low 4360
context request_tcp_port_high 4395
context request_tcp_port_low 4391
context transport_tcp_port_high 4390
context transport_tcp_port_low 4371
source ume_primary_store_port 4567
source ume_secondary_store_port 4567
source ume_tertiary_store_port 4567
```

Note

Alternatively, UM will use the early port settings when the environment variable **LBM_USE_ORIG_DEFAULT_PORTS** is set to 1.

7.8 Configure New Port Defaults

In the unusual case that you must run older versions of Ultra Messaging (less than LBM 3.3 / UME 2.0) on certain machine(s) and need these older version to work with the machines running the current versions of UMS and UMP, you can use the following configuration file for the older versions to synchronize port usage between old and current versions.

```
context mim_destination_port 14401
context mim_incoming_destination_port 14401
context mim_outgoing_destination_port 14401
context resolver_multicast_port 12965
context resolver_multicast_incoming_port 12965
context resolver_multicast_outgoing_port 12965
context resolver_unicast_destination_port 15380
context resolver_unicast_port_high 14406
context resolver_unicast_port_low 14402
source transport_lbtrm_destination_port 14400
context transport_lbtrm_source_port_high 14399
context transport_lbtrm_source_port_low 14390
context transport_lbtru_port_high 14389
context transport_lbtru_port_high 14380
receiver transport_lbtru_port_high 14379
receiver transport_lbtru_port_low 14360
context request_tcp_port_high 14395
```

```
context request_tcp_port_low 14391
context transport_tcp_port_high 14390
context transport_tcp_port_low 14371
source ume_primary_store_port 14567
source ume_secondary_store_port 14567
source ume_tertiary_store_port 14567
```


Chapter 8

Interrelated Configuration Options

Some Ultra Messaging configuration options are related in ways that might not be immediately apparent. Changing the value for one option without adjusting its related option can cause problems such as NAK storms, tail loss, etc. This section identifies these relationships and recommends a best practice for setting the interrelated options.

The following sections discuss configuration option relationships.

8.1 Preventing NAK Storms with NAK Intervals

The NAK generation interval should be sufficiently longer than the NAK backoff interval so that the source, after receiving the first NAK from a receiver, has time to retransmit the missing datagram and prevent a NAK storm from all receivers. LBTRM, LBTRU, and MIM all use NAK generation and backoff intervals. The NAK behavior for all transports is the same.

Interrelated Options:

- [transport_lbtrm_nak_backoff_interval \(receiver\)](#)
- [transport_lbtrm_nak_generation_interval \(receiver\)](#)
- [transport_lbtru_nak_backoff_interval \(receiver\)](#)
- [transport_lbtru_nak_generation_interval \(receiver\)](#)
- [mim_nak_backoff_interval \(context\)](#)
- [mim_nak_generation_interval \(context\)](#)

Recommendation:

Set the NAK generation interval to at least 2x the NAK backoff interval.

Example:

```
#
# To avoid NAK storms, set NAK generation interval to at least 2x the
# NAK backoff interval.
#
receiver transport_lbtrm_nak_backoff_interval 200          # .2 seconds
receiver transport_lbtrm_nak_generation_interval 10000    # 10 seconds
```

See also:

[Transport LBT-RM Reliability Options](#)
[Transport LBT-RU Reliability Options](#)
[Multicast Immediate Messaging Reliability Options](#)

8.2 Preventing Tail Loss With TSNI and NAK Interval Options

Tail loss refers to the situation where a receiver (subscriber) does not receive the last few (tail) messages sent by a source (publisher). When unrecoverable loss occurs on a transport, due to the possibility of multiple topic-level messages being contained in a single transport-level sequence number (due to implicit batching), a receiver does not know which particular messages were unrecoverable until the arrival of later messages (revealing earlier gaps in topic-level sequence number) or until the arrival of Topic Sequence Number Information (TSNI) records sent periodically by a publisher. Specific topic-level knowledge of sequence gaps is a prerequisite for the receiver to deliver event callbacks to the application indicating that unrecoverable loss has occurred, because those event callbacks are per-receiver (topic-level). A TSNI active threshold that is too small relative to the TSNI and/or NAK generation interval may prevent the reporting of tail loss to the application, especially with ordered delivery.

Interrelated Options:

- [transport_topic_sequence_number_info_active_threshold \(source\)](#)
- [transport_topic_sequence_number_info_interval \(source\)](#)
- [transport_lbtrm_nak_generation_interval \(receiver\)](#)
- [transport_lbtru_nak_generation_interval \(receiver\)](#)

Recommendation:

Set the TSNI active threshold to at least 4x the topic sequence number info interval (TSNI) plus the NAK generation interval.

Example:

```
#
# NOTE: transport_topic_sequence_number_info_active_threshold is in seconds.
#
source    transport_topic_sequence_number_info_interval 2000
receiver  transport_lbtrm_nak_generation_interval      10000
source    transport_topic_sequence_number_info_active_threshold 60
```

See also:

[Transport LBT-RM Reliability Options](#)
[Transport LBT-RU Reliability Options](#)

8.3 Preventing IPC Receiver Deafness With Keepalive Options

With an LBT-IPC transport, an activity timeout that is too small relative to the session message interval may cause receiver deafness. If a timeout is too short, the keepalive messages might not be received in time to prevent the receiver from being deleted or disconnecting because the source appears to be gone.

Interrelated Options:

- [transport_lbtipc_activity_timeout \(receiver\)](#)
 - [transport_lbtipc_sm_interval \(source\)](#)
-

Recommendations:

Set the activity timeout to at least 2x the session message interval

Example:

```
#
# To avoid receiver deafness:
# - set client activity timeout to at least 2x the acknowledgement interval.
# - set activity timeout to at least 2x the session message interval.
#
receiver transport_lbtipc_activity_timeout 60000
source   transport_lbtipc_sm_interval      10000
```

See also:

[Transport LBT-IPC Operation Options](#)

8.4 Preventing Erroneous LBT-RM/LBT-RU Session Timeouts

An LBT-RM or LBT-RU receiver-side quiescent timeout may delete a transport session that a source is still active on. This can happen if the timeout is too short relative to the source's interval between session messages (which serve as a session keepalive).

Interrelated Options:

- [transport_lbtrm_activity_timeout \(receiver\)](#)
- [transport_lbtrm_sm_maximum_interval \(source\)](#)
- [transport_lbtru_activity_timeout \(receiver\)](#)
- [transport_lbtru_sm_maximum_interval \(source\)](#)

Recommendations:

Set the receiver LBT-RM or LBT-RU activity timeout to at least 3x the source session message maximum interval.

Example:

```
#
# To avoid erroneous session timeouts, set receiver transport activity
# timeout to at least 3x the source session message maximum interval.
#
receiver transport_lbtrm_activity_timeout      60000
source   transport_lbtrm_sm_maximum_interval  10000
receiver transport_lbtru_activity_timeout      60000
source   transport_lbtru_sm_maximum_interval  10000
```

See also:

[Transport LBT-RM Operation Options](#)

[Transport LBT-RU Operation Options](#)

8.5 Preventing Errors Due to Bad Multicast Address Ranges

Sometimes it is easy to accidentally reverse the low and high values for LBT-RM multicast addresses, which actually creates a very large range. Aside from excluding intended addresses, this can cause error conditions.

Interrelated Options:

- [transport_lbtrm_multicast_address_low \(context\)](#)
- [transport_lbtrm_multicast_address_high \(context\)](#)

Recommendations:

Ensure that the intended low and high values for LBT-RM multicast addresses are not reversed

Example:

```
#
# To avoid incorrect LBT-RM multicast address ranges, ensure that you have not
# reversed the low and high values.
#
context transport_lbtrm_multicast_address_low 224.10.10.10
context transport_lbtrm_multicast_address_high 224.10.10.14
```

See also:

[Transport LBT-RM Network Options](#)

8.6 Preventing Store Timeouts

When using Persistence, a store may be erroneously declared unresponsive if its activity timeout expires before it has had adequate opportunity to verify it is still active via activity check intervals.

Interrelated Options:

- [ume_store_activity_timeout \(source\)](#)
- [ume_store_check_interval \(source\)](#)

Recommendations:

Set the store activity timeout to at least 5x the activity check interval

Example:

```
#
# To avoid erroneous store activity timeouts, set the activity
# timeout to at least 5x the activity check interval.
#
source ume_store_activity_timeout 3000
source ume_store_check_interval 500
```

8.7 Preventing ULB Timeouts

When using ULB queuing, ULB source or receiver may be erroneously declared unresponsive if its activity timeout expires before it has had adequate opportunities to attempt to re-register via activity check intervals if the source appears to be inactive. It is also possible for sources to attempt to reassign messages that have already been processed.

Interrelated Options:

- [umq_ulb_source_activity_timeout \(receiver\)](#)
- [umq_ulb_source_check_interval \(receiver\)](#)
- [umq_ulb_application_set_message_reassignment_timeout \(source\)](#)
- [umq_ulb_application_set_receiver_activity_timeout \(source\)](#)
- [umq_ulb_check_interval \(source\)](#)

Recommendations:

Set the ULB source activity timeout to at least 5x the ULB source activity check interval.

Set the ULB application set message reassignment timeout to at least 5x the ULB check interval.

Set the ULB receiver activity timeout to at least 5x the ULB check interval.

Example:

```
#
# To avoid erroneous ULB source, receiver or application set message activity
# timeouts, set the activity timeout to at least 5x the activity check interval.
#
receiver umq_ulb_source_activity_timeout 10000
receiver umq_ulb_source_check_interval 1000
source umq_ulb_application_set_message_reassignment_timeout 50000
source umq_ulb_application_set_receiver_activity_timeout 10000
source umq_ulb_check_interval 1000
```

See also:

[Ultra Messaging Queuing Options \]\]\]](#)

8.8 Preventing Unicast Resolver Daemon Timeouts

A unicast resolver daemon may be erroneously declared inactive if its activity timeout expires before it has had adequate opportunity to verify that it is still alive.

Interrelated Options:

- [resolver_unicast_activity_timeout \(context\)](#)
- [resolver_unicast_check_interval \(context\)](#)

Recommendations:

Set the unicast resolver daemon activity timeout to at least 5x the activity check interval. Or, if activity notification is not desired, set both options to 0.

Example:

```
#
# To avoid erroneous unicast resolver daemon timeouts, set the activity
# timeout to at least 5x the activity check interval.
#
context resolver_unicast_activity_timeout 1000
context resolver_unicast_check_interval 200
```

See also:

[Resolver Operation Options](#)

8.9 Preventing Undetected Late Join Loss

If during a Late Join operation, a transport times out while a receiver is requesting retransmission of missing messages, this can cause lost messages to go undetected and likely become unrecoverable.

Interrelated Options:

- [retransmit_request_generation_interval](#) (receiver)
- [transport_tcp_activity_timeout](#) (receiver)
- [transport_lbtrm_activity_timeout](#) (receiver)
- [transport_lbtru_activity_timeout](#) (receiver)
- [transport_lbtipc_activity_timeout](#) (receiver)

Recommendations:

Set the Late Join retransmit request interval to a value less than its transport's activity timeout value

Example:

```
#
# To avoid a transport inactivity timeout while requesting Late Join
# retransmissions, set the Late Join retransmit request interval to a value
# less than its transport's activity timeout.
#
receiver retransmit_request_generation_interval 10000
receiver transport_lbtrm_activity_timeout 60000
```

See also:

[Late Join Options](#)

8.10 Preventing Undetected Loss

It is possible that an unrecoverable loss due to unsatisfied NAKs or a transport activity timeout may go unreported if the delivery controller loss check is disabled or has too long an interval. For UMP stores, the loss check interval must be enabled. Two options (three, if using LBT-RM) are interrelated and must be set according to the guidelines below.

Interrelated Options:

- [delivery_control_loss_check_interval](#) (receiver)
- [transport_lbtrm_activity_timeout](#) (receiver)
- [transport_lbtrm_nak_generation_interval](#) (receiver)
- [transport_lbtru_activity_timeout](#) (receiver)

Recommendations:

For LBT-RM, set the transport activity timeout to value greater than the sum of the delivery control loss check interval and the NAK generation interval. Also, set the NAK generation interval to at least 4x the delivery control loss check interval.

For LBT-RU, set the transport activity timeout to value greater than the delivery control loss check interval

For UMP, always enable and set accordingly the delivery control loss check interval when configuring a store

Example:

```
#
# To avoid undetected or unreported loss, set NAK generation to 4x the delivery
# control check interval, and ensure that these two combined are less than the
# transport activity timeout
#
receiver delivery_control_loss_check_interval 2500
receiver transport_lbtrm_activity_timeout 60000
receiver transport_lbtrm_nak_generation_interval 10000
```

See also:

[Delivery Control Options](#)

8.11 Preventing Store Registration Hangs

The following configuration options come into play when sources register with stores in a lossy environment:

Interrelated Options:

- [ume_sri_request_interval](#) (receiver)
- [ume_sri_request_maximum](#) (receiver)
- [transport_topic_sequence_number_info_request_interval](#) (receiver)
- [transport_topic_sequence_number_info_request_maximum](#) (receiver)
- [transport_tcp_activity_timeout](#) (receiver)
- [transport_lbtrm_activity_timeout](#) (receiver)
- [transport_lbtru_activity_timeout](#) (receiver)
- [transport_lbtpc_activity_timeout](#) (receiver)

The `sri_request` "interval" and "maximum" options multiply to define a duration over which the receiver requests Store Information Records (SRI) messages from the source. Similarly, the `transport_topic_sequence_number_info_request` "interval" and "maximum" options multiply to define a duration over which the receiver requests Transport Topic Sequence Number Info (TSNI) messages from the source.

Recommendations:

The two request durations should be twice the value of the appropriate transport activity timer.

Example:

```
#
# To avoid hung store registration, set the durations of the SRI and TSNI
# requests to 2x the transport activity timeout.
#
receiver transport_lbtrm_activity_timeout 60000
receiver ume_sri_request_maximum 120
receiver ume_sri_request_interval 1000
receiver transport_topic_sequence_number_info_request_maximum 120
receiver transport_topic_sequence_number_info_request_interval 1000
```

Warning

As of this version of UM, the default values for these options do not satisfy this recommendation. Users are advised to double the values for `umesrirequestmaximumreceiver` and [transport_topic_sequence_number_info_request_maximum \(receiver\)](#).

Chapter 9

General Configuration Guidelines

9.1 Case Sensitivity

All Ultra Messaging scope, option, and value strings are case-insensitive. Thus, the following are identical:

```
context fd_management_type wincompport
Context Fd_Management_Type WinCompPort
CONTEXT FD_MANAGEMENT_TYPE WINCOMPSPORT
```

9.2 Specifying Interfaces

The `*_interface` options require a network interface, usually supplied as a string (from a configuration file or in source code via `*_attr_str_setopt()`), the syntax used for network interface specifications is **CIDR notation**:

a.b.c.d/num

where '***num***' is the optional number of leading 1 bits in the netmask. If the '***num***' is omitted, it defaults to 32 (netmask 255.255.255.255), which means that it must be an exact match for the interface's IP address. However, if '***num***' is supplied, it tells Ultra Messaging to find an interface within that network. This makes it easier to share a configuration file between many (possibly multi-homed) machines on the same network.

For example:

```
context resolver_unicast_interface 192.168.0.0/24
```

specifies a netmask of 255.255.255.0 and would match the interface 192.168.0.3 on one host, and 192.168.0.251 on another host.

You can also set network interfaces by device name. When setting a configuration option's interface by device name, you must use double quotes, as illustrated below.

```
context resolver_unicast_interface "en0"
```

Finally, you can also set network interfaces by DNS host name. When setting a configuration option's interface by DNS name, simply replace the dotted IP address with the host name, as illustrated below.

```
context resolver_unicast_interface myhost.mydomain.com/24
```

Notice the use of the optional netmask even though the host name will typically resolve to a specific host IP address. In this case, UM will zero out the host bits of **myhost**'s address and find any interface within that network. If the netmask is omitted, an exact match to **myhost**'s address is needed.

9.2.1 Interface Device Names and XML

As mentioned above, when a device name is supplied as an interface specification, the device name must be enclosed in double quotes. This presents a problem when the configuration option is specified within an XML file. In XML files, the values for all options must be enclosed in double quotes, but those quotes are only used by the XML parser to delimit the value. The quote characters themselves are not passed to the UM configuration parser. But the UM configuration parser needs the double quotes to indicate that the device name is being used.

The solution is to use the `""` escape when specifying device names for interfaces within an XML file. The XML parser will convert those to actual double quote characters as part of the value passed to UM.

For example:

```
<options type="context">
  <option name="resolver_multicast_interface" default-value="&quot;en0&quot;">
  </option>
</options>
```

Another example:

```
<options type="context">
  <option name="monitor_transport_opts"
    default-value="context|resolver_multicast_interface=&quot;en0&quot;;source|transport=lbt-rm">
  </option>
</options>
```

(The repeated semicolon looks strange; the first one closes the `""`, and the second one separates the `resolver_multicast_interface` option from the `transport` option.)

9.3 Socket Buffer Sizes

When specifying send or receive socket buffer sizes, keep the following platform-specific information in mind.

Linux

The kernel value `net.core.rmem_max` dictates the highest value allowed for a receive socket. The kernel value `net.core.wmem_max` dictates the highest value allowed for a sending socket. Increase these values to increase the amount of buffering allowed.

Windows

Windows should allow socket buffer sizes to be set very high if needed without requiring registry changes.

See our whitepaper [Topics in High Performance Messaging](#) for background and guidelines on UDP buffer sizing.

9.4 Port Assignments

There are a large number of configuration options which are network port numbers. In many cases, ranges of ports are specified so that multiple instances of UM-based programs can be run on the same machine without interference. Each instance will find a free port in the configured range. However, if the range is not large enough, an instance of UM can fail to initialize due to ports not being available.

Port range exhaustion can also happen if other software packages assign to ports in the range configured for UM. Users should be careful to configure all their networking packages to use non-overlapping port numbers.

9.4.1 Ephemeral Ports

The operating system allocates a range of ports for *ephemeral* ports. These ports are allocated dynamically as-needed by networking packages, including UM, for sockets that don't need a well-known, predictable port number. See Wikipedia's article [Ephemeral port](#) for ephemeral port ranges used by popular operating systems.

UM port configurations should avoid the host's ephemeral port range. Since these ports are allocated dynamically by the operating system, these allocations can interfere with UM by exhausting UM port ranges.

9.4.2 Network VS Host Order

When the UM C API is used to set configuration options programmatically, port numbers can be specified as a string or as a binary value. For example, here is an option being set by binary value:

```
unsigned short int optval = 4901; /* host byte order required */
size_t optlen = sizeof(optval);
rc = lbm_context_attr_setopt(attr, "transport_tcp_port_low", &optval, optlen);
```

See [Setting an Option from a Binary Value](#).

There are some port options whose binary values must be supplied in network order. For example:

```
unsigned short int optval = htons(4901); /* network byte order required */
size_t optlen = sizeof(optval);
rc = lbm_source_attr_setopt(attr, "transport_tcp_port", &optval, optlen);
```

It is generally the case where setting a port to a specific value (i.e. not setting up a range) requires network order. Whereas setting the high and low port values of a range are done in host order.

The reference documentation for each port option specifies the byte order required when binary values are being specified. For example, [transport_tcp_port \(source\)](#) has a table row that says:

Byte order:	Network
----------------	---------

9.5 Reference Entry Format

This section describes the format of each option reference entry.

Each entry begins with a brief description of the option. Following the description is a series of items that defines

permissible usage and describes the values for the option.

Scope

Defines the scope to which the option applies.

Type

Defines the data type of the option. The type is required for calls to the `*_setopt()` and `*_getopt()` API functions.

Units

Defines the units in which the option value is expressed. This item is optional.

Default value

For range-valued options, indicates the base default value for the option.

Byte order

For options whose value is an IP address or port, defines the byte ordering (Host or Network) expected by the API for `*_setopt()` calls, and returned by the API for `*_getopt()` calls.

May be set during operation

If an option may be set after the UM object is created, it is so indicated here.

Next, for enumerated-valued options with limited specific choices, a table details the permissible String Value (configuration file), Integer Value (programmatic attribute setting), and a Description of each choice that includes default value designations.

Alternately, for switch-valued options (0 or 1), a table describes the meaning of each of the two possible values. The default value is noted within the description.

Chapter 10

Special Notes

10.1 Configuring Multi-Homed Hosts

By default, UM will select the first multicast-capable, non-loopback interface for multicast topic resolution. If you are fortunate, on a multi-homed host, the correct interface will be selected. However, this fortuitous selection should not be relied upon. Moving the interface card to a different slot, a change in the operating system kernel, and numerous other factors can lead to a different ordering of interfaces as reported by the operating system. This in turn can lead UM to select a different interface after the change.

It is strongly recommended that the actual interface be specified. The [resolver_multicast_interface \(context\)](#) option allows you to explicitly specify the multicast interface. Note that this also changes the interface for LBT-RM and multicast immediate messaging.

Other interface options:

[resolver_unicast_interface \(context\)](#) when using the unicast resolver
[request_tcp_interface \(context\)](#) when using the request/response messaging
[transport_lbtru_interface \(receiver\)](#)
[transport_lbtru_interface \(source\)](#)
[transport_tcp_interface \(receiver\)](#)
[transport_tcp_interface \(source\)](#)

TCP transport:

[transport_tcp_port_low \(context\)](#)
[transport_tcp_port_high \(context\)](#)
[transport_tcp_port \(source\)](#)

LBT-RM transport:

[transport_lbtrm_source_port_low \(context\)](#)
[transport_lbtrm_source_port_high \(context\)](#)
[transport_lbtrm_destination_port \(source\)](#)

LBT-RU transport:

[transport_lbtru_port_low \(context\)](#)
[transport_lbtru_port_high \(context\)](#)
[transport_lbtru_port \(source\)](#)
[transport_lbtru_port_low \(receiver\)](#)
[transport_lbtru_port_high \(receiver\)](#)

Multicast immediate messaging:

`mim_destination_port (context)`
`mim_incoming_destination_port (context)`
`mim_outgoing_destination_port (context)`

Requests:

`request_tcp_port (context)`
`request_tcp_port_low (context)`
`request_tcp_port_high (context)`

In addition, since machines acting as a firewall are often multi-homed as well, see [Configuring Multi-Homed Hosts](#) for additional considerations.

10.2 Traversing a Firewall

To use UM across a firewall, several port options may need to be changed. The options of interest include:

Multicast resolver:

`resolver_multicast_port (context)`

Unicast resolver:

`resolver_unicast_port (context)`
`resolver_unicast_port_low (context)`
`resolver_unicast_port_high (context)`
`resolver_unicast_destination_port (context)`

Chapter 11

Major Options

Options in this group have a major impact on the operation of Ultra Messaging. Most UM application developers will need to be aware of the default values of these options or perhaps override them.

11.1 Reference

11.1.1 broker (context)

Add a broker specification to the list of brokers. Specifying a broker does not overwrite other broker entries. You can specify multiple brokers with a comma or semicolon-separated list on a single line. Each entry contains the broker IP address (or domain name of the IP address) and destination port in the format `IP:Dest_Port [, IP:Dest_Port]`. An entry or string with the IP address of 0.0.0.0 and port 0 removes all previous broker specifications.

<i>Scope:</i>	context
<i>Type:</i>	ibm_transport_broker_entry_t
<i>When Set:</i>	Can only be set during object initialization.
<i>Version:</i>	This option was implemented in UMQ 6.8

11.1.2 compatibility_include_pre_um_6_0_behavior (context)

Enable Ultra Messaging 6.x applications to inter-operate with pre-6.0 applications. Enabling this option increases overhead data on the wire and slightly changes some operational behaviors of UMP sources.

<i>Scope:</i>	context
<i>Type:</i>	int
<i>When Set:</i> to	Can only be set during object initialization.
<i>Version:</i>	This option was implemented in UM 6.7

String value	Integer value	Description
"1"	1	Inter-operate with pre-6.0 applications.
"0"	0	Disable Inter-operation with pre-6.0 applications. Default for all.

11.1.3 context_event_function (context)

Callback function (and associated client data pointer) that is called when a context event occurs. This callback may be called inline or from an event queue, if one is given. If called inline, the callback function used should not block or it will block the context thread processing.

<i>Scope:</i>	context
<i>Type:</i>	lbm_context_event_func_t
<i>When Set:</i> to	Can only be set during object initialization.
<i>Version:</i>	This option was implemented in UMQ 1.0.

11.1.4 context_name (context)

The name of the context, limited to 128 alphanumeric characters, hyphens or underscores.

<i>Scope:</i>	context
<i>Type:</i>	string
<i>When Set:</i> to	Can only be set during object initialization.
<i>Version:</i>	This option was implemented in LBM 4.3/UMP 3.3/UMQ 2.3.

11.1.5 datagram_acceleration_functions (context)

Specifies the callback functions that implement Datagram Acceleration. Refer to the description of `lbm_↵ datagram_acceleration_func_t` for the callback definitions.

<i>Scope:</i>	context
<i>Type:</i>	lbm_datagram_acceleration_func_t
<i>Default value:</i>	NULL
<i>When Set:</i> to	Can only be set during object initialization.
<i>Config File:</i>	Cannot be set from an UM configuration file.

11.1.6 default_interface (context)

Specifies the network interface to be used as the default setting for all other interface configuration options. You can specify the full IP address of an interface, or just the network part (see [Specifying Interfaces](#) for details). Default is set to `INADDR_ANY`, meaning that it will not bind to a specific interface.

<i>Scope:</i>	context
<i>Type:</i>	lbm_ipv4_address_mask_t
<i>Default value:</i>	0.0.0.0 (<code>INADDR_ANY</code>)
<i>When Set:</i> to	Can only be set during object initialization.

11.1.7 fd_management_type (context)

Define the mechanism UM uses for socket file descriptor (FD) management. For more information, search on "file descriptors" in the Informatica Knowledge Base.

<i>Scope:</i>	context
<i>Type:</i>	int
<i>When Set:</i> to	Can only be set during object initialization.

String value	Integer value	Description
"poll"	LBM_CTX_ATTR_FDTYPE_POLL	FD management uses poll(). <i>Unix only.</i>
"select"	LBM_CTX_ATTR_FDTYPE_SELECT	FD management uses select(). <i>Unix only.</i> Default for Unix.
"epoll"	LBM_CTX_ATTR_FDTYPE_EPOLL	FD management uses epoll(). <i>Linux kernel 2.6 or later only.</i>
"devpoll"	LBM_CTX_ATTR_FDTYPE_DEVPOLL	FD management uses the /dev/poll driver. <i>Solaris 8 or later only.</i>
"kqueue"	LBM_CTX_ATTR_FDTYPE_KQUEUE	FD management uses the BSD kqueue notification system. <i>Mac OS X only.</i>
"wsaeventselect"	LBM_CTX_ATTR_FDTYPE_WSAEV	FD management uses WSAEventSelect() and WaitForMultipleObjects(), which imposes a limit of 64 file descriptors. <i>Windows only.</i>
"wincomport"	LBM_CTX_ATTR_FDTYPE_WINCPOR	FD management uses Windows completion ports and completion routines. Avoids the 64 file descriptor limit set by WSAEventSelect(). <i>Windows XP or later only.</i> Default for Windows.

11.1.8 message_selector (receiver)

Enables UM to pass a message selector string to any receiver. The value must be an expression that conforms to JMS message selector syntax as defined in the Oracle JMS specification. For a UM receiver used with UMP, please see the Native Applications section in UM JMS Guide.

<i>Scope:</i>	receiver
<i>Type:</i>	string
<i>Default value:</i>	NULL
<i>When Set:</i> to	Can only be set during object initialization.
<i>Version:</i>	This option was implemented in UMQ 5.3.

11.1.9 multiple_receive_maximum_datagrams (context)

The number of datagrams requested to be read per call to `recvmsg()`. Values greater than 1 improve efficiency and reduce latency. Value of 0 means do NOT use `recvmsg()`. Only supported for UDP reception: LBT-RM, LBT-RU, MIM, and multicast topic resolution. Only available for Linux 2.6.32 and later. Requires glibc 2.12 or later. This option is ignored for non-Linux platforms.

<i>Scope:</i>	context
<i>Type:</i>	lbm_uint32_t
<i>Units:</i>	datagrams
<i>Default value:</i>	0
<i>When Set:</i>	Can only be set during object initialization.
<i>Version:</i>	This option was implemented in UM 6.8

11.1.10 operational_mode (context)

The mode in which UM operates to process events. Refer to **Embedded Mode** in the Ultra Messaging Concepts Guide for additional information.

<i>Scope:</i>	context
<i>Type:</i>	int
<i>When Set:</i>	Can only be set during object initialization.

String value	Integer value	Description
"embedded"	LBM_CTX_ATTR_OP_EMBEDDED	A thread is spawned within UM to handle processing of events (timers and socket events). Default for all.
"sequential"	LBM_CTX_ATTR_OP_SEQUENTIAL	The application is responsible for calling lbm↔_context_process_events() to process events. Sequential mode does not support Multi-Transport Threads.

11.1.11 operational_mode (xsp)

The mode in which UM operates to process events. Refer to **Embedded Mode** in the Ultra Messaging Concepts Guide for additional information.

<i>Scope:</i>	xsp
<i>Type:</i>	int
<i>When Set:</i>	Can only be set during object initialization.

String value	Integer value	Description
"embedded"	LBM_CTX_ATTR_OP_EMBEDDED	A thread is spawned within UM to handle processing of events (timers and socket events). Default for all.
"sequential"	LBM_CTX_ATTR_OP_SEQUENTIAL	The application is responsible for calling lbm_xsp_process_events() to process events.

11.1.12 ordered_delivery (receiver)

For LBT-RM, LBT-RU, TCP-LB or LBT-IPC transport sessions only. (This option also applies to TCP when using Late Join because the Late Join messages are not part of the TCP message stream.) Indicates whether or not the topic should have its data delivered in order and reassembled. The default value guarantees ordering and reassembly of large messages. Reassembly of large messages is optional. Changing this option from the default value to a value of 0 (zero) results in messages being delivered as soon as they arrive. Value -1 allows arrival order delivery after the reassembly of large messages. See also **Ordered Delivery** in the Ultra Messaging Concepts Guide for more information about large message fragmentation and reassembly.

<i>Scope:</i>	receiver
<i>Type:</i>	int
<i>When Set:</i>	Can only be set during object initialization.

String value	Integer value	Description
"1"	1	UM delivers topic messages to a receiver in-order and reassembles large messages. Default for all.
"0"	0	UM delivers topic messages to a receiver as they arrive and may be out of order. Duplicate delivery is possible. UM delivers large messages as individual fragments of less than the maximum datagram size for the transport in use.
"-1"	-1	UM delivers topic messages to a receiver as they arrive and may be out of order. Duplicate delivery is possible. However, UM reassembles large messages. Your application can use the sequence_number field of lbm←_msg_t objects to order or discard messages.

11.1.13 receiver_callback_service_time_enabled (context)

Indicates if UM collects receiver callback statistics, which provide the maximum, mean and minimum time in microseconds required to complete wildcard, hot-failover, and regular receiver callbacks.

<i>Scope:</i>	context
<i>Type:</i>	int
<i>Default value:</i>	0
<i>When Set:</i>	Can only be set during object initialization.
<i>Version:</i>	This option was implemented in UM 6.5

Value	Description
1	UM collects receiver callback statistics.
0	UM collects receiver callback statistics. Default for all.

11.1.14 resolver_source_notification_function (context)

Application callback function (and associated client data pointer) that is called when a new source is discovered for any topic, even if the application does not have a matching receiver.

Contrast this with [source_notification_function \(receiver\)](#).

This callback is called by the context thread and can not use an event queue. Therefore the callback function used should not block or it will delay reception of latency-sensitive messages.

<i>Scope:</i>	context
<i>Type:</i>	lbm_src_notify_func_t
<i>Default value:</i>	NULL
<i>When Set:</i> to	Can only be set during object initialization.
<i>Config File:</i>	Cannot be set from an UM configuration file.

11.1.15 source_event_function (context)

Callback function (and associated client data pointer) that is called when a context source event (such as a multicast immediate mode source wakeup event) occurs. This callback may be called inline or from an event queue, if one is given. If called inline, the callback function used should not block or it will block the context thread processing.

<i>Scope:</i>	context
<i>Type:</i>	lbm_context_src_event_func_t
<i>Default value:</i>	NULL
<i>When Set:</i> to	Can only be set during object initialization.
<i>Config File:</i>	Cannot be set from an UM configuration file.
<i>Version:</i>	This option was implemented in LBM 3.4/UME 2.1.

11.1.16 source_includes_topic_index (context)

Determines whether the topic index is included in the source string generated for messages and new source notifications.

<i>Scope:</i>	context
<i>Type:</i>	int

<i>When Set:</i>	<i>to</i>	Can only be set during object initialization.
<i>Version:</i>		This option was implemented in LBM 3.6/UME 3.0.

Value	Description
1	Indicates the topic index should be included in the source string. Default for all.
0	Indicates the topic index should not be included.

11.1.17 transport (source)

The transport type to be used for created sources.

Note

With **Smart Sources**, only LBT-RM and LBT-RU are supported.

Note

With **Transport Services Provider (XSP)**, only LBT-RM, LBT-RU, and TCP are supported.

<i>Scope:</i>	source
<i>Type:</i>	int
<i>When Set:</i> <i>to</i>	Can only be set during object initialization.

String value	Integer value	Description
"tcp"	LBM_SRC_TOPIC_ATTR_TRANSPORT_TCP	TCP over IPv4. Default for all.
"lbtrm", "lbt-rm"	LBM_SRC_TOPIC_ATTR_TRANSPORT_LBTRM	UDP-based reliable multicast with unicast NAKs.

String value	Integer value	Description
"lbtru", "lbt-ru"	LBM_SRC_TOPIC_ATTR_TRANSP↔ ORT_LBTRU	UDP-based reliable unicast with unicast NAKs.
"lbtipc", "lbt-ipc"	LBM_SRC_TOPIC_ATTR_TRANSP↔ ORT_LBTIPC	Inter-Process Communication between processes on the same host using a shared memory area.
"lbtsmx", "lbt-smx"	LBM_SRC_TOPIC_ATTR_TRANSP↔ ORT_LBTSMX	Shared Memory Acceleration. Ultra-low-latency Inter-Process Communication transport between processes on the same host using a shared memory area. Restrictions apply. See Concepts Guide for details.
"broker"	LBM_SRC_TOPIC_ATTR_TRANSP↔ ORT_BROKER	Sources send messages to a broker, which manages the messages for consumption.
"lbtrdma", "lbt-rdma"	LBM_SRC_TOPIC_ATTR_TRANSP↔ ORT_LBTRDMA	InfiniBand Remote Direct Memory Access transport. Deprecated in UM 6.9.

11.1.18 transport_demux_tablesz (receiver)

Specifies the size of the table used for storing receiver delivery controllers used by UM for message delivery. Must be a power of two (1, 2, 4, 8, 16, etc.). If not a power of two, UM generates a log warning and uses the next highest power of two. For most use cases with low to moderate numbers of topics per transport session, the default suffices. For large numbers of topics and in cases where the lowest latency is desired, set the option to the next highest power of two for the number of topics expected on the transport session.

<i>Scope:</i>	receiver
<i>Type:</i>	size_t
<i>Default value:</i>	1
<i>When Set:</i>	Can only be set during object initialization.
<i>Version:</i>	This option was implemented in LBM 4.2/UME 3.2.

11.1.19 transport_mapping_function (context)

Application callback function (and associated client data pointer) that is called when a context is about to join a new transport session.

This callback provides an opportunity for the user to map the transport session in question to an XSP.

This callback is called by the context thread and can not use an event queue. Therefore the callback function used should not block or it will delay reception of latency-sensitive messages.

<i>Scope:</i>	context
<i>Type:</i>	lbm_transport_mapping_func_t
<i>Default value:</i>	NULL
<i>When Set:</i>	Can only be set during object initialization.
<i>Config File:</i>	Cannot be set from an UM configuration file.

11.1.20 transport_session_multiple_sending_threads (context)

Flag that indicates the application intends to use multiple sending threads per transport session.

<i>Scope:</i>	context
<i>Type:</i>	int
<i>When Set:</i>	Can only be set during object initialization.

Value	Description
1	Indicates the application does intend to use multiple sending threads per transport session and that UM should make that assumption. Default for all.
0	Indicates the application does not intend to use multiple sending threads per transport session and that UM should make that assumption.

11.1.21 transport_source_side_filtering_behavior (source)

The filtering behavior desired when TCP and LBT-RU clients are connected. Any other value besides none requires that the clients send unicast messages to the source. These control messages are sent to the T↔

CP request port of the senders context and processed internally. This option affects the transport session underlying the source rather than the source itself. Refer to **Source Object** in the Ultra Messaging Concepts Guide for additional information.

<i>Scope:</i>	source
<i>Type:</i>	int
<i>When Set:</i>	Can only be set during object initialization.

String value	Integer value	Description
"none"	LBM_SRC_TOPIC_ATTR_SSF_NONE	The source sends all data to all clients regardless of the topics they are listening to. Default for all.
"inclusion"	LBM_SRC_TOPIC_ATTR_SSF_INCLUSION	The source sends only that data to a client that the client specifically requests.

11.1.22 transport_topic_sequence_number_info_active_threshold (source)

Duration in seconds that an inactive source sends contiguous Topic Sequence Number Info (TSNI) messages. (Those TSNI are sent at an interval defined by [transport_topic_sequence_number_info_interval \(source\)](#).) A value of 0 indicates that sources continue sending TSNI until data messages resume, with no timeout. See also [Interrelated Configuration Options](#).

<i>Scope:</i>	source
<i>Type:</i>	lbm_ulong_t
<i>Units:</i>	seconds
<i>Default value:</i>	60
<i>When Set:</i>	Can only be set during object initialization.
<i>Version:</i>	This option was implemented in LBM 4.0

11.1.23 transport_topic_sequence_number_info_interval (source)

The interval between Topic Sequence Number Info (TSNI) messages that a source sends. TSNI messages are enabled on all transports except LBT-SMX, and they carry the topic sequence number of the latest message sent by the source. The interval is also a source inactivity threshold. In other words, a source does not send TSNI messages during normal data transmission, but once the source is inactive for as long as this interval, it starts sending TSNI messages. A value of 0 turns off TSNI messages for the source. See also [Interrelated Configuration Options](#).

<i>Scope:</i>	source
<i>Type:</i>	lbm_ulong_t
<i>Units:</i>	milliseconds
<i>Default value:</i>	5000 (5 second)
<i>When Set:</i> to	Can only be set during object initialization.

11.1.24 transport_topic_sequence_number_info_request_interval (receiver)

The interval at which the receiver requests a Topic Sequence Number Information Record (TSNI) from the source. Controlling these requests helps reduce receiver start-up traffic on your network.

<i>Scope:</i>	receiver
<i>Type:</i>	lbm_ulong_t
<i>Units:</i>	milliseconds
<i>Default value:</i>	1000 (1 second)
<i>When Set:</i> to	Can only be set during object initialization.
<i>Version:</i>	This option was implemented in UMP 6.0

11.1.25 transport_topic_sequence_number_info_request_maximum (receiver)

The maximum number of requests the receiver issues for a Topic Sequence Number Information Record (TSNI) from the source. If the receiver has not received an TSNI after this number of requests, it stops requesting.

<i>Scope:</i>	receiver
<i>Type:</i>	lbm_ulong_t
<i>Default value:</i>	60
<i>When Set:</i>	Can only be set during object initialization.
<i>Version:</i>	This option was implemented in UMP 6.0

11.1.26 use_extended_reclaim_notifications (source)

Specifies which reclaim notification your application receives. The expanded notification, LBM_SRC_EVENT_↵
_UME_MESSAGE_RECLAIMED_EX, contains a flag, LBM_SRC_EVENT_UME_MESSAGE_RECLAIMED_↵
_EX_FLAG_FORCED that UMP sets if the reclamation is a forced reclaim.

<i>Scope:</i>	source
<i>Type:</i>	int
<i>When Set:</i>	Can only be set during object initialization.
<i>Version:</i>	This option was implemented in LBM 4.2.

Value	Description
1	Indicates your application receives the expanded reclaim notification. Default for all.
0	Indicates your application receives the standard reclaim notification that is identical to the expanded notification but without the "Forced" flag.

11.1.27 zero_transports_function (xsp)

Application callback function (and associated client data pointer) that is called when the number of transports associated with a given XSP falls to zero.

This callback provides an opportunity to delete the given XSP.

This callback is called by the context thread and can not use an event queue. Therefore the callback function used should not block or it will delay reception of latency-sensitive messages.

<i>Scope:</i>	xsp
<i>Type:</i>	lbm_xsp_zero_transports_func_t
<i>Default value:</i>	NULL
<i>When Set:</i> to	Can only be set during object initialization.
<i>Config File:</i>	Cannot be set from an UM configuration file.

Chapter 12

Resolver Operation Options

See *Topic Resolution* in the *UM Concepts Guide* for more information.

The following topic resolution options have been deprecated in LBM Version 4.0.

- [resolver_active_source_interval](#) (context)
- [resolver_active_threshold](#) (context)
- [resolver_maximum_advertisements](#) (context)
- [resolver_maximum_queries](#) (context)
- [resolver_query_interval](#) (context)

See [Re-establish Pre-4.0 Topic Resolution](#) for option values that configure the topic resolution used in LBM Version 3.6 and prior versions. You should also comment out or remove from your Ultra Messaging Configuration file the deprecated configuration options shown above.

12.1 Minimum Values for Advertisement and Query Intervals

These intervals have the following effective minimal values.

- 10 ms for Initial Phase Advertisements
- 20 ms for Initial Phase Queries
- 30 ms Wildcard Queries
- 100 ms for Sustaining Phase Advertisements and Queries
- 100 ms for Context Name Queries (mostly for persistence)

These effective minimums exist because the internal timer that schedules advertisements and queries fires at the stated interval, i.e., every 10 ms for Initial Phase Advertisements, every 20 ms for Initial Phase Queries, etc. If you set the option's value below the minimum, after the initial advertisement or query at 0 ms, the resolver schedules the second advertisement or query at the first timer "tick", which is the minimum.

Subsequent advertisements or queries can only be issued at the next timer "tick". If you increase this option from the default to a value that is not a multiple of the minimum, the resolver maintains the rate you establish as an average over subsequent "ticks".

As an example, if you set [resolver_advertisement_sustain_interval](#) (source) or [resolver_query_sustain_interval](#) (receiver) to 10 ms, the resolver schedules the second advertisement or query after the initial (0 ms) at the first timer

"tick", which is 100 ms. Subsequent advertisements or queries can only be issued at the next timer "tick" (every 100 ms). If you increase either option from the default to 1.25 seconds, for example and not a multiple of 100 ms, the resolver maintains the rate you establish as an average over subsequent "ticks". That is, the second advertisement or query goes out at the 1300 ms "tick". The resolver tracks the tardiness of this advertisement (50 ms) and adjusts the next advertisement or query, which goes out at 2500 ms, giving an average of 1250 ms or 1.25 seconds.

12.2 Reference

12.2.1 disable_extended_topic_resolution_message_options (context)

This is a topic resolution compatibility option that, when set to 1, lets LBM 4.0 (or later) installations work with LBM 3.5.3 / UME 2.2.4 (or earlier) installations. If you do not have early-version installations in the network, leave this option at 0.

<i>Scope:</i>	context
<i>Type:</i>	int
<i>When Set:</i>	Can only be set during object initialization.
<i>Version:</i>	This option was implemented in LBM 4.0.

Value	Description
1	Enable compatibility with earlier-version installations (and disable some message structure features).
0	Normal current-version compatibility. Strongly recommended. Default for all.

12.2.2 resolution_no_source_notification_threshold (receiver)

The threshold for the number of unanswered topic resolution queries before UM delivers a LBM_MSG_NO_SOURCE_NOTIFICATION for the topic. The receiver does not stop querying after the delivery of this notification. A value of 0 indicates no notifications will be sent.

<i>Scope:</i>	receiver
<i>Type:</i>	lbm_ulong_t

<i>Units:</i>	Number of queries
<i>Default value:</i>	0 (do not notify)
<i>When Set:</i>	to May be set during operation.

12.2.3 resolution_number_of_sources_query_threshold (receiver)

The threshold for the number of sources a topic must have before topic resolution queries are not sent. A value of zero results in no topic resolution queries being generated. See also [Disabling Aspects of Topic Resolution](#).

<i>Scope:</i>	receiver
<i>Type:</i>	lbm_ulong_t
<i>Units:</i>	Number of sources
<i>Default value:</i>	10000000 (10 million)
<i>When Set:</i>	to May be set during operation.

12.2.4 resolver_advertisement_maximum_initial_interval (source)

The longest - and last - interval in the initial phase of topic advertisement. A value of 0 disables the initial phase of advertisement. See also [Disabling Aspects of Topic Resolution](#).

<i>Scope:</i>	source
<i>Type:</i>	lbm_ulong_t
<i>Units:</i>	milliseconds
<i>Default value:</i>	500 (0.5 seconds)
<i>When Set:</i>	to Can only be set during object initialization.
<i>Version:</i>	This option was implemented in LBM 4.0

12.2.5 resolver_advertisement_minimum_initial_duration (source)

The duration of the initial phase of topic advertisement. A value of 0 guarantees that the initial phase of advertisement never completes.

<i>Scope:</i>	source
<i>Type:</i>	lbm_ulong_t
<i>Units:</i>	milliseconds
<i>Default value:</i>	5000 (5 seconds)
<i>When Set:</i>	Can only be set during object initialization.
<i>Version:</i>	This option was implemented in LBM 4.0

12.2.6 resolver_advertisement_minimum_initial_interval (source)

Interval between the first topic advertisement sent upon creation of the source and the second advertisement sent by the source. A value of 0 disables the initial phase of advertisement. See also [Disabling Aspects of Topic Resolution](#). This option has an effective minimum of 10 ms. See [Resolver Operation Options](#).

<i>Scope:</i>	source
<i>Type:</i>	lbm_ulong_t
<i>Units:</i>	milliseconds
<i>Default value:</i>	10 (0.01 seconds)
<i>When Set:</i>	Can only be set during object initialization.
<i>Version:</i>	This option was implemented in LBM 4.0

12.2.7 resolver_advertisement_minimum_sustain_duration (source)

The duration of the sustaining phase of topic advertisement. A value of 0 guarantees that the sustaining phase of advertising never completes.

<i>Scope:</i>	source
<i>Type:</i>	lbm_ulong_t
<i>Units:</i>	seconds

<i>Default value:</i>	60 (1 minute)
<i>When Set:</i>	Can only be set during object initialization.
<i>Version:</i>	This option was implemented in LBM 4.0

12.2.8 resolver_advertisement_send_immediate_response (source)

Allows you to disable the normal immediate response to queries and wildcard queries. Sources normally send topic advertisements (TIR) immediately in response to topic queries (TQR) for a local topic or wildcard queries (WC-TQR) with a pattern that matches a local topic. If you configure sources to delay sending advertisements, UM delays advertisements by the limits defined by the advertisement rate limiter options, `resolver*_bps` and `resolver*_per_second`.

<i>Scope:</i>	source
<i>Type:</i>	lbm_uint_t
<i>When Set:</i>	Can only be set during object initialization.
<i>Version:</i>	This option was implemented in LBM 4.2/UME 3.2/UMQ 2.1

Value	Description
1	Sources immediately send advertisements (TIR) in response to topic queries (TQR) or wildcard queries (WC-TQR). Default for all.
0	Sources delay sending advertisements (TIR) in response to topic queries (TQR) or wildcard queries (WC-TQR).

12.2.9 resolver_advertisement_sustain_interval (source)

Interval between sending topic advertisements in the sustaining phase of topic advertisement. A value of 0 disables the sustaining phase of advertisement. See also [Disabling Aspects of Topic Resolution](#). This option has an effective minimum of 100 ms. See [Resolver Operation Options](#).

<i>Scope:</i>	source
<i>Type:</i>	lbm_ulong_t
<i>Units:</i>	milliseconds
<i>Default value:</i>	1000 (1 second)
<i>When Set:</i>	Can only be set during object initialization.
<i>Version:</i>	This option was implemented in LBM 4.0

12.2.10 resolver_cache (context)

Whether or not to enable the resolver cache to hold topic resolution information. Disabling the resolver cache uses less memory. Note that if you disable the resolver cache, source notification occurs for only topics with UM receivers already created.

To use wildcard receivers, you must enable the resolver cache.

<i>Scope:</i>	context
<i>Type:</i>	int
<i>When Set:</i>	Can only be set during object initialization.

Value	Description
1	Topic resolution information will be cached. Default for all.
0	Do not cache topic resolution information.

12.2.11 resolver_context_name_activity_timeout (context)

Period of inactivity before a context name is declared unresolved.

The minimum amount of time without any context name resolution traffic that must pass before UM declares a resolved context name unresolved. Context name resolution traffic is defined as the reception of context name

advertisements and/or unicast control traffic from the resolved context.

<i>Scope:</i>	context
<i>Type:</i>	lbm_uint64_t
<i>Units:</i>	milliseconds
<i>Default value:</i>	60000 (60 seconds)
<i>When Set:</i>	Can only be set during object initialization.
<i>Version:</i>	This option was implemented in UM 6.0

12.2.12 resolver_context_name_query_duration (context)

Maximum period of time UM sends context name queries.

The maximum duration for which UM sends context name queries for a given context name. UM sends queries until the context name resolves. A value of 0 means queries have no time limit and UM continues to query until the context name resolves.

<i>Scope:</i>	context
<i>Type:</i>	lbm_uint64_t
<i>Units:</i>	milliseconds
<i>Default value:</i>	0 (query for as long as unresolved)
<i>When Set:</i>	Can only be set during object initialization.
<i>Version:</i>	This option was implemented in UM 6.0

12.2.13 resolver_context_name_query_maximum_interval (context)

The longest interval between sending context name queries. A value of 0 disables context name queries. See also [Disabling Aspects of Topic Resolution](#). This option has an effective minimum of 100 ms. See [Resolver Operation Options](#).

<i>Scope:</i>	context
<i>Type:</i>	lbm_ulong_t
<i>Units:</i>	milliseconds

<i>Default value:</i>	1000 (1 second)
<i>When Set:</i>	Can only be set during object initialization.
<i>Version:</i>	This option was implemented in UM 6.0

12.2.14 resolver_context_name_query_minimum_interval (context)

Interval between the first context name query sent upon creation of the UMP source using named stores and the second query sent. A value of 0 disables context name queries. See also [Disabling Aspects of Topic Resolution](#). This option has an effective minimum of 100 ms. See [Resolver Operation Options](#).

<i>Scope:</i>	context
<i>Type:</i>	lbm_ulong_t
<i>Units:</i>	milliseconds
<i>Default value:</i>	100 (0.1 seconds)
<i>When Set:</i>	Can only be set during object initialization.
<i>Version:</i>	This option was implemented in UM 6.0

12.2.15 resolver_datagram_max_size (context)

The maximum datagram size that can be generated for topic resolution advertisements and queries. The default value is 8192, the minimum is 500 bytes, and the maximum is 65535.

Note

It is recommended that all UM applications and components (including the DRO and Persistent Store) share the same maximum datagram size setting. Received datagrams that are longer than the configured maximum are silently dropped.

<i>Scope:</i>	context
<i>Type:</i>	lbm_uint_t
<i>Units:</i>	bytes

<i>Default value:</i>	8192
<i>When Set:</i>	Can only be set during object initialization.
<i>Version:</i>	This option was implemented in LBM 3.6/UME 3.0.

12.2.16 resolver_domain_id_active_propagation_timeout (context)

Indicates how a context learns the ID of its own Topic Resolution Domain (TRD).

<i>Scope:</i>	context
<i>Type:</i>	int
<i>Default value:</i>	0
<i>When Set:</i>	Can only be set during object initialization.
<i>Version:</i>	This option was implemented in UM 6.7.1

String value	Integer value	Description
"-1"	-1	Learn TRD ID from other contexts in the same TRD, without restriction. This is the method Ultra Messaging has traditionally used. This method assigns TRD IDs quickly to avoid partial connectivity. However, note that to change a TRD ID, you must reconfigure and restart all UM Routers, if present. Then you must delete all application contexts, and then re-create all application contexts. Note: With this option value, newly-created contexts can learn from earlier versions of Ultra Messaging software.
"0"	0	Learn TRD ID only from a UM Router directly. Do not learn the TRD ID from other contexts in the same TRD. Consider using this option with a TRD that has many contexts and a possible need to change a TRD ID. Default for all.

String value	Integer value	Description
"1" to "2147483647"	1 to 2,147,483,647	Learn TRD ID from other contexts in the same TRD that have heard the domain ID advertised by a UM Router within this timeout value in seconds. Use the following formula: $3 * \{\text{propagation-interval}\} / 1000 + \{\text{maximum expected duration of UM Router outage}\}$ where propagation-interval is an attribute value of the UM Router configuration option "<route-info>" element, which defaults to 1000. With a timeout value set, a restarted context does not learn obsolete TRD IDs from un-restarted contexts, but instead, learns from UM Routers or restarted contexts. You do not need to bring all contexts to a deleted state simultaneously before you re-create the first context. Note: During this timeout period, there is a risk for temporary incomplete connectivity in networks with no UM Routers.

12.2.17 resolver_initial_advertisement_bps (context)

Maximum advertisement rate during the initial phase of topic advertisement. A value of 0 means that initial phase advertisements for the topic are not limited to a maximum number of bits per second. Note that the topic's advertisements are still subject to being rate limited by [resolver_initial_advertisements_per_second \(context\)](#). Refer to **Rate Controls** in the Ultra Messaging Concepts Guide for additional information about the UM rate limiting algorithm.

<i>Scope:</i>	context
<i>Type:</i>	lbm_uint64_t
<i>Units:</i>	bits per second
<i>Default value:</i>	1000000
<i>When Set:</i>	Can only be set during object initialization.
<i>Version:</i>	This option was implemented in LBM 4.0

12.2.18 resolver_initial_advertisements_per_second (context)

Maximum number of advertisements sent within a one second period during the initial phase of topic advertisement. A value of 0 means that initial phase advertisements for the topic are not limited to a maximum number of advertisements per second. Note that the topic's advertisements are still subject to being rate limited by [resolver_initial_advertisement_bps \(context\)](#). Refer to **Rate Controls** in the Ultra Messaging Concepts Guide for additional information about the UM rate limiting algorithm.

<i>Scope:</i>	context
<i>Type:</i>	lbm_ulong_t
<i>Units:</i>	advertisements
<i>Default value:</i>	1000
<i>When Set:</i>	Can only be set during object initialization.
<i>Version:</i>	This option was implemented in LBM 4.0

12.2.19 resolver_initial_queries_per_second (context)

Maximum number of queries sent within a one second period during the initial phase of topic querying. A value of 0 means that initial phase queries for the topic are not limited to a maximum number of queries per second. Note that the topic's queries are still subject to being rate limited by [resolver_initial_query_bps \(context\)](#). Refer to **Rate Controls** in the Ultra Messaging Concepts Guide for additional information about the UM rate limiting algorithm.

<i>Scope:</i>	context
<i>Type:</i>	lbm_ulong_t
<i>Units:</i>	advertisements
<i>Default value:</i>	1000
<i>When Set:</i>	Can only be set during object initialization.
<i>Version:</i>	This option was implemented in LBM 4.0

12.2.20 resolver_initial_query_bps (context)

Maximum query rate during the initial phase of topic querying. A value of 0 means that initial phase queries for the topic are not limited to a maximum number of bits per second. Note that the topic's queries are still subject to being rate limited by [resolver_initial_queries_per_second \(context\)](#). Refer to **Rate Controls** in the Ultra Messaging Concepts Guide for additional information about the UM rate limiting algorithm.

<i>Scope:</i>	context
<i>Type:</i>	lbm_uint64_t
<i>Units:</i>	bits per second
<i>Default value:</i>	1000000

<i>When Set:</i>	to	Can only be set during object initialization.
<i>Version:</i>		This option was implemented in LBM 4.0

12.2.21 resolver_query_maximum_initial_interval (receiver)

The longest - and last - interval in the initial phase of topic querying. A value of 0 disables the initial phase of querying. See also [Disabling Aspects of Topic Resolution](#).

<i>Scope:</i>	receiver
<i>Type:</i>	lbm_ulong_t
<i>Units:</i>	milliseconds
<i>Default value:</i>	200 (0.2 seconds)
<i>When Set:</i> to	Can only be set during object initialization.
<i>Version:</i>	This option was implemented in LBM 4.0

12.2.22 resolver_query_minimum_initial_duration (receiver)

The duration of the initial phase of topic querying. A value of 0 guarantees that the initial phase of querying never completes.

<i>Scope:</i>	receiver
<i>Type:</i>	lbm_ulong_t
<i>Units:</i>	milliseconds
<i>Default value:</i>	5000 (5 seconds)
<i>When Set:</i> to	Can only be set during object initialization.
<i>Version:</i>	This option was implemented in LBM 4.0

12.2.23 resolver_query_minimum_initial_interval (receiver)

Interval between the first topic query sent upon creation of the receiver and the second query sent by the receiver. A value of 0 disables the initial phase of querying. See also [Disabling Aspects of Topic Resolution](#). This option has an effective minimum of 20 ms. See [Resolver Operation Options](#).

<i>Scope:</i>	receiver
<i>Type:</i>	lbm_ulong_t
<i>Units:</i>	milliseconds
<i>Default value:</i>	20 (0.02 seconds)
<i>When Set:</i>	Can only be set during object initialization.
<i>Version:</i>	This option was implemented in LBM 4.0

12.2.24 resolver_query_minimum_sustain_duration (receiver)

The duration of the sustaining phase of topic querying. A value of 0 guarantees that the sustaining phase of querying never completes.

<i>Scope:</i>	receiver
<i>Type:</i>	lbm_ulong_t
<i>Units:</i>	seconds
<i>Default value:</i>	60 (1 minute)
<i>When Set:</i>	Can only be set during object initialization.
<i>Version:</i>	This option was implemented in LBM 4.0

12.2.25 resolver_query_sustain_interval (receiver)

Interval between sending topic queries in the sustaining phase of topic querying. A value of 0 disables the sustaining phase of querying. See also [Disabling Aspects of Topic Resolution](#). This option has an effective minimum of 100 ms. See [Resolver Operation Options](#).

<i>Scope:</i>	receiver
<i>Type:</i>	lbm_ulong_t

<i>Units:</i>	milliseconds
<i>Default value:</i>	1000 (1 second)
<i>When Set:</i>	Can only be set during object initialization.
<i>Version:</i>	This option was implemented in LBM 4.0

12.2.26 resolver_receiver_map_tablesz (context)

The size of the hash table used for storing receiver topic information used for topic resolution. This value should be a prime number.

<i>Scope:</i>	context
<i>Type:</i>	size_t
<i>Units:</i>	map entries
<i>Default value:</i>	131111
<i>When Set:</i>	Can only be set during object initialization.

12.2.27 resolver_send_final_advertisements (source)

Controls whether or not a source sends "final advertisements" before deletion.

A final advertisement is an announcement that the source object is being deleted. Without final advertisements, receivers are not informed that a source has been deleted until all sources on a transport session are deleted and the transport session is disposed. At that point, any receivers to sources on that transport session will simultaneously be delivered an EOS event.

However, if the source has final advertisements enabled, the source will send the final advertisement and trigger the delivery of the EOS event in a more-timely way. They also give other contexts an opportunity to purge the source from their local topic resolution cache.

Note: the final advertisements are not necessarily sent immediately upon deletion of the source. They are scheduled with other topic resolution traffic and obey the rate limits. As a result, if an application is in the process of cleaning up prior to exit and it deletes the context object too soon after the deletion of its sources, the final advertisements may not be sent at all. Typically this will simply result in a less-timely notification of

EOS as transport sessions time out, but there are some circumstances where the time required to deliver EOS is not technically bounded. If timely delivery of EOS is important, it is recommended to add a few seconds of delay after the sources are deleted before deleting the context.

This setting does not affect the topic resolution phases you have configured, which execute as expected. See [Disabling Aspects of Topic Resolution](#) for information about altering topic resolution advertisement phases.

<i>Scope:</i>	source
<i>Type:</i>	lbm_uint_t
<i>When Set:</i> to	Can only be set during object initialization.
<i>Version:</i>	This option was implemented in LBM 6.10

Value	Description
1	Source sends final advertisements before deletion.
0	Source does not send any final advertisements before deletion. Default for all.

12.2.28 resolver_send_initial_advertisement (source)

Controls whether or not a source sends an advertisement upon creation. Turning off this advertisement speeds source creation and reduces the number of messages on your network through application initialization.

<i>Scope:</i>	source
<i>Type:</i>	lbm_uint_t
<i>When Set:</i> to	Can only be set during object initialization.
<i>Version:</i>	This option was implemented in LBM 4.0

Value	Description
1	Source sends a topic advertisement immediately upon creation. Default for all.
0	Source does not send an advertisement upon creation. This setting does not affect the topic resolution phases you have configured, which execute as expected. See Disabling Aspects of Topic Resolution for information about altering topic resolution phase advertisements.

12.2.29 resolver_source_map_tablesz (context)

The size of the hash table used for storing source topic information used by topic resolution. This value should be a prime number.

<i>Scope:</i>	context
<i>Type:</i>	size_t
<i>Units:</i>	map entries
<i>Default value:</i>	131111
<i>When Set:</i> to	Can only be set during object initialization.

12.2.30 resolver_string_hash_function (context)

The hash function to use for hashing topic name strings for source and receiver topics. The application may choose from a list of defined hash functions or it may define its own hash function, as identified by the string value of this option. When setting a hash function, note that:

- If set through a configuration file or a call to **lbm_context_attr_str_setopt()**, only the string values classic, djb2, sdbm, or murmur2 are valid. (If retrieved by a call to **lbm_context_attr_str_getopt()**, one of these string values is returned.)
- If set through a call to **lbm_context_attr_setopt()**, you must pass a pointer to a hash function. Use this method for hash functions other than the four pre-defined functions.

<i>Scope:</i>	context
<i>Type:</i>	lbm_str_hash_func_t
<i>Default value:</i>	NULL
<i>When Set:</i> to	Can only be set during object initialization.

String value	Integer value	Description
"classic"	n.a.	A "classic" good string hash function. Works best when topic names have a constant prefix with a changing suffix.
"djb2"	n.a.	The Dan Bernstein algorithm from comp.lang.c. Works best when topic names have a changing prefix with a constant suffix.
"sdbm"	n.a.	sdbm database library (used in Berkeley DB). A useful alternative to djb2.
"murmur2"	n.a.	Good all-around hash function by Austin Appleby. Best for medium to long topic strings. Default for all.

12.2.31 resolver_string_hash_function_ex (context)

This option is similar to the [resolver_string_hash_function \(context\)](#) above, except for the following differences:

- This option can be set via only `lbm_context_attr_setopt()` (not from a configuration file or `lbm_context_attr_str_setopt()`). Hence, this also means you cannot use the string options (classic, etc.).
- You can pass a string length to the hash function, allowing it to then possibly run faster by operating on multiple-character strings at a time. Note that if -1 is passed in, you must use a `strlen` to calculate the length.
- The hash function accepts a `clientd` pointer, which you can set as needed, and which is passed back in each time the function is called.

This option is the better choice when setting your own custom hash function. Note that both the `resolver_string_hash_function` and `resolver_string_hash_function_ex` options set the same attributes, hence, if you use both (not recommended) one will override the other.

<i>Scope:</i>	context
<i>Type:</i>	lbm_str_hash_func_ex_t
<i>Default value:</i>	NULL
<i>When to Set:</i>	Can only be set during object initialization.
<i>Config File:</i>	Cannot be set from an UM configuration file.

12.2.32 resolver_sustain_advertisement_bps (context)

Maximum advertisement rate during the sustaining phase of topic advertisement. A value of 0 means that sustaining phase advertisements for the topic are not limited to a maximum number of bits per second. Note that the topic's advertisements are still subject to being rate limited by [resolver_sustain_advertisements_per_second \(context\)](#). Refer to **Rate Controls** in the Ultra Messaging Concepts Guide for additional information about the UM rate limiting algorithm.

<i>Scope:</i>	context
<i>Type:</i>	lbm_uint64_t
<i>Units:</i>	bits per second
<i>Default value:</i>	1000000
<i>When Set:</i>	Can only be set during object initialization.
<i>Version:</i>	This option was implemented in LBM 4.0

12.2.33 resolver_sustain_advertisements_per_second (context)

Maximum number of advertisements sent within a one second period during the sustaining phase of topic advertisement. A value of 0 means that sustaining phase advertisements for the topic are not limited to a maximum number of advertisements per second. Note that the topic's advertisements are still subject to being rate limited by [resolver_sustain_advertisement_bps \(context\)](#). Refer to **Rate Controls** in the Ultra Messaging Concepts Guide for additional information about the UM rate limiting algorithm.

<i>Scope:</i>	context
<i>Type:</i>	lbm_ulong_t
<i>Units:</i>	advertisements
<i>Default value:</i>	0
<i>When Set:</i>	Can only be set during object initialization.
<i>Version:</i>	This option was implemented in LBM 4.0

12.2.34 resolver_sustain_queries_per_second (context)

Maximum number of queries sent within a one second period during the sustaining phase of topic querying. A value of 0 means that sustaining phase queries for the topic are not limited to a maximum number of queries

per second. Note that the topic's queries are still subject to being rate limited by [resolver_sustain_query_bps \(context\)](#). Refer to **Rate Controls** in the Ultra Messaging Concepts Guide for additional information about the UM rate limiting algorithm.

<i>Scope:</i>	context
<i>Type:</i>	lbm_ulong_t
<i>Units:</i>	advertisements
<i>Default value:</i>	0
<i>When Set:</i>	Can only be set during object initialization.
<i>Version:</i>	This option was implemented in LBM 4.0

12.2.35 resolver_sustain_query_bps (context)

Maximum query rate during the sustaining phase of topic querying. A value of 0 means that sustaining phase queries for the topic are not limited to a maximum number of bits per second. Note that the topic's queries are still subject to being rate limited by [resolver_sustain_queries_per_second \(context\)](#). Refer to **Rate Controls** in the Ultra Messaging Concepts Guide for additional information about the UM rate limiting algorithm.

<i>Scope:</i>	context
<i>Type:</i>	lbm_uint64_t
<i>Units:</i>	bits per second
<i>Default value:</i>	1000000
<i>When Set:</i>	Can only be set during object initialization.
<i>Version:</i>	This option was implemented in LBM 4.0

12.2.36 resolver_unicast_activity_timeout (context)

Indicates the maximum time between messages from a unicast resolver daemon before UM declares it inactive and stops sending normal topic resolution traffic via that daemon. UM will still send keepalives to the daemon. A value of 0 will force all resolver daemons to be treated as permanently active.

<i>Scope:</i>	context
<i>Type:</i>	lbm_ulong_t

<i>Units:</i>	milliseconds
<i>Default value:</i>	1000
<i>When Set:</i>	Can only be set during object initialization.
<i>Version:</i>	This option was implemented in UMS 5.0

12.2.37 resolver_unicast_change_interval (context)

Indicates how often UM will change to the next available resolver daemon specified using the. `resolver_unicast_daemon` configuration option. The actual value used is random, and is selected from the range $(1/2 * \text{change_interval}, 3/2 * \text{change_interval})$. If all resolver daemons have been marked inactive, UM enters a quick-change mode where it uses a random value from the range $(1/4 * \text{change_interval}, 3/4 * \text{change_interval})$ in order to more quickly locate an active daemon.

<i>Scope:</i>	context
<i>Type:</i>	lbm_ulong_t
<i>Units:</i>	milliseconds
<i>Default value:</i>	200
<i>When Set:</i>	Can only be set during object initialization.
<i>Version:</i>	This option was implemented in UMS 5.0

12.2.38 resolver_unicast_check_interval (context)

Indicates how often a UM checks for resolver activity in order to determine liveness. A value of 0 will disable activity checks. This setting only applies to the unicast resolver.

<i>Scope:</i>	context
<i>Type:</i>	lbm_ulong_t
<i>Units:</i>	milliseconds
<i>Default value:</i>	200
<i>When Set:</i>	Can only be set during object initialization.
<i>Version:</i>	This option was implemented in UMS 5.0

12.2.39 resolver_unicast_force_alive (context)

Indicates whether sources or receivers in this context should send keepalive messages to a configured Unicast Topic Resolver so they can receive topic resolution traffic.

<i>Scope:</i>	context
<i>Type:</i>	lbm_uint16_t
<i>When Set:</i>	Can only be set during object initialization.

Value	Description
1	Contexts send keepalive messages to the Unicast Resolver at the resolver_unicast_keepalive_interval (context) regardless of whether the context has any sources or receivers that require topic resolution.
0	Contexts do not send keepalive messages to the Unicast Resolver until sources or receivers have been created. Then Contexts send keepalives at the resolver_unicast_keepalive_interval (context) . Default for all.

12.2.40 resolver_unicast_ignore_unknown_source (context)

Indicates whether contexts using unicast topic resolution accept topic resolution udp datagrams that originate from any lbmrd or only the specific lbmrd configured for use.

Note: Do not modify this setting without guidance from Informatica.

<i>Scope:</i>	context
<i>Type:</i>	int
<i>When Set:</i>	Can only be set during object initialization.
<i>Version:</i>	This option was implemented in UM 6.7.1

String value	Integer value	Description
"0"	0	A context using unicast topic resolution accepts traffic from lbmrd resolver daemons not configured for use by the context.
"1"	1	Contexts using unicast topic resolution accept topic resolution udp datagrams that originate from only the specific lbmrd configured for use. The context discards topic resolution datagrams from unrecognized origins and logs a message. This prevents applications at the same IP address, but in different topic resolution domains that might share resolver unicast port ranges, from processing unintended topic resolution traffic while lbmrd resolver daemons time out stale client entries. Default for all.

12.2.41 resolver_unicast_keepalive_interval (context)

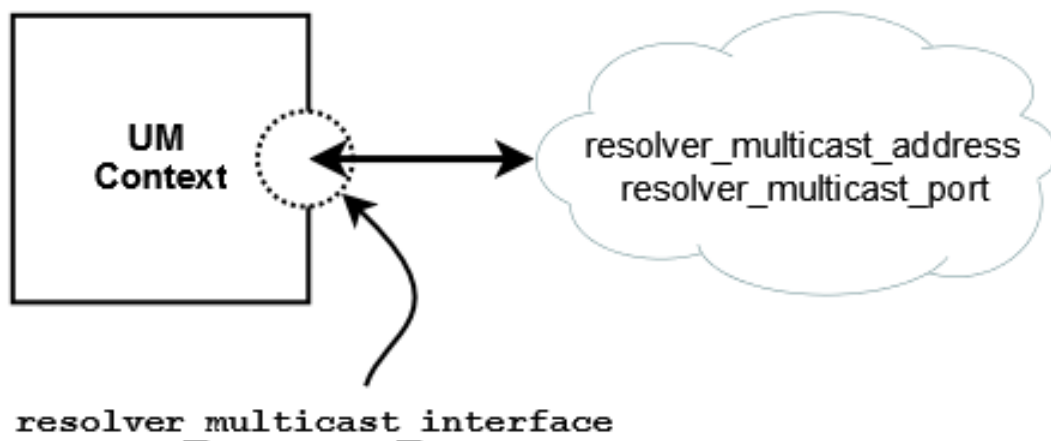
Indicates how often keepalive messages should be sent to a resolver daemon. Keepalives are only sent if no other traffic has been sent since the last keepalive interval expired.

<i>Scope:</i>	context
<i>Type:</i>	lbm_ulong_t
<i>Units:</i>	milliseconds
<i>Default value:</i>	500
<i>When Set:</i>	Can only be set during object initialization.
<i>Version:</i>	This option was implemented in UMS 5.0

Chapter 13

Multicast Resolver Network Options

The image below shows a simplified relationship between the primary multicast resolver network options.



See also *Topic Resolution* in the *Ultra Messaging Concepts Guide* for more information.

13.1 Reference

13.1.1 `resolver_multicast_address (context)`

Multicast address (or domain name of the multicast address) used for Topic Resolution. This option automatically sets the values for [resolver_multicast_incoming_address \(context\)](#) and [resolver_multicast_outgoing_address \(context\)](#) as evidenced by the default values for all three options, which are the same.

<i>Scope:</i>	context
<i>Type:</i>	struct in_addr
<i>Default value:</i>	224.9.10.11
<i>When Set:</i> to	Can only be set during object initialization.

13.1.2 resolver_multicast_incoming_address (context)

Incoming multicast address (or domain name of the multicast address) used for finer control of Topic Resolution. This value may be set to 0.0.0.0 (INADDR_ANY), to switch off listening to topic resolution messages. This means that queries from receivers or advertisements from sources will not be handled.

See also [resolver_multicast_outgoing_address \(context\)](#).

<i>Scope:</i>	context
<i>Type:</i>	struct in_addr
<i>Default value:</i>	224.9.10.11
<i>When Set:</i> to	Can only be set during object initialization.

13.1.3 resolver_multicast_incoming_port (context)

Incoming multicast port used for finer control of Topic Resolution.

See also [resolver_multicast_outgoing_port \(context\)](#).

See [Port Assignments](#) for more information about configuring ports.

<i>Scope:</i>	context
<i>Type:</i>	lbm_uint16_t
<i>Default value:</i>	12965
<i>Byte order:</i>	Network
<i>When Set:</i> to	Can only be set during object initialization.

13.1.4 resolver_multicast_interface (context)

Specifies which network interface UM sends/receives all multicast traffic (Topic Resolution, LBT-RM, Multicast Immediate Messaging). Can specify full IP address of interface, or just network part (see [Specifying Interfaces](#) for details). Default is set to [default_interface \(context\)](#) if specified. Otherwise, it is set to the default multicast interface as determined by UM (the first multicast-capable, non-loopback interface).

<i>Scope:</i>	context
<i>Type:</i>	lbm_ipv4_address_mask_t
<i>Default value:</i>	0.0.0.0
<i>When Set:</i> to	Can only be set during object initialization.

13.1.5 resolver_multicast_outgoing_address (context)

Outgoing multicast address (or domain name of the multicast address) used for finer control of Topic Resolution.

See also [resolver_multicast_incoming_address \(context\)](#).

<i>Scope:</i>	context
<i>Type:</i>	struct in_addr
<i>Default value:</i>	224.9.10.11
<i>When Set:</i> to	Can only be set during object initialization.

13.1.6 resolver_multicast_outgoing_port (context)

Outgoing multicast port used for finer control of Topic Resolution.

See also [resolver_multicast_incoming_port \(context\)](#).

See [Port Assignments](#) for more information about configuring ports.

<i>Scope:</i>	context
<i>Type:</i>	lbm_uint16_t
<i>Default value:</i>	12965
<i>Byte order:</i>	Network
<i>When to Set:</i>	Can only be set during object initialization.

13.1.7 resolver_multicast_port (context)

Multicast port used for Topic Resolution. This option automatically sets the values for [resolver_multicast_incoming_port \(context\)](#) and [resolver_multicast_outgoing_port \(context\)](#) as evidenced by the default values for all three options, which are the same.

See [Port Assignments](#) for more information about configuring ports.

<i>Scope:</i>	context
<i>Type:</i>	lbm_uint16_t
<i>Default value:</i>	12965
<i>Byte order:</i>	Network
<i>When to Set:</i>	Can only be set during object initialization.

13.1.8 resolver_multicast_receiver_socket_buffer (context)

Value used to set SO_RCVBUF value of the resolver receivers. In some cases the OS will not allow all of this value to be used. A value of 0 instructs UM to use the default OS values. See the section on [Socket Buffer Sizes](#) for platform-dependent information. See also our white paper [Topics in High Performance Messaging](#) for background and guidelines on UDP buffer sizing.

<i>Scope:</i>	context
<i>Type:</i>	lbm_ulong_t
<i>Units:</i>	bytes
<i>Default value:</i>	8388608 (8MB)
<i>When Set:</i> to	Can only be set during object initialization.

13.1.9 resolver_multicast_ttl (context)

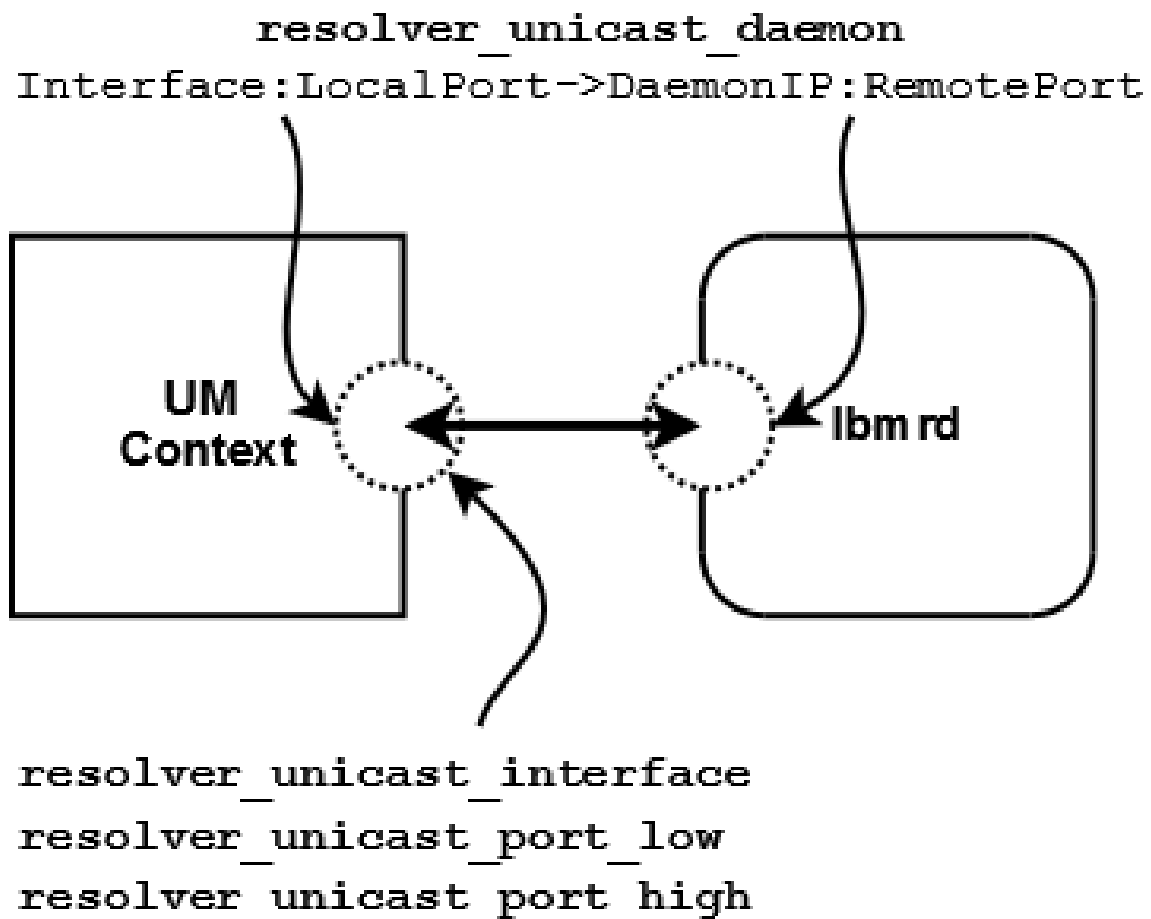
The IP TTL (hop count) to use for a Topic Resolution packet. A value of 1 confines the packet to the local network (but may also cause high CPU usage on some routers). Also controls TTL on LBT-RM packets.

<i>Scope:</i>	context
<i>Type:</i>	lbm_uint8_t
<i>Default value:</i>	16
<i>When Set:</i> to	Can only be set during object initialization.

Chapter 14

Unicast Resolver Network Options

The image below shows a simplified relationship between the primary unicast resolver network options.



If using multiple `lbmrd` instances with a single context, you can configure `resolver_unicast_interface` and `resolver_unicast_port_low/high` and omit the `Interface:LocalPort` section of `resolver_unicast_daemon`.

See also *Unicast Topic Resolution* in the *Ultra Messaging Concepts Guide* for more information.

14.1 Reference

14.1.1 resolver_unicast_daemon (context)

Add a list of one or more unicast resolver daemon specifications to the list of unicast resolver daemons. Unlike most other UM settings, every time this setting is called, it adds another daemon specification to the list and does NOT overwrite previous specifications. The value is formatted as comma or semicolon separated entries, where each entry contains the interface, source port, resolver IP, and destination port for a single daemon.

When the binary form of option setting is used, UM expects an array of structures. See [Setting an Option from Arrays of Binary Values](#).

For the configuration file as well as string versions of setting this option, the string value is formatted as follows:

```
[Iface[:Src_Port]->]IP:Dest_Port[, ...]
```

Iface is the interface to use (previously set via [resolver_unicast_interface \(context\)](#)).

Src_Port is the source port to use (previously [resolver_unicast_port \(context\)](#)).

IP is the resolver daemon's IP address (previously [resolver_unicast_address \(context\)](#)).

Dest_Port is the resolver daemon's UDP port (previously [resolver_unicast_destination_port \(context\)](#)).

You can omit either the **Src_Port** or both the **Iface** and **Src_Port**, in which case the default [resolver_unicast_interface \(context\)](#) and [resolver_unicast_port \(context\)](#) settings are used. Because each entry adds a new daemon specification and does not overwrite previous values, an entry or string with the IP address of 0.0.0.0 and port of 0 removes all previous daemon specifications. At least one daemon specification means the context does not use multicast topic resolution.

Possible formats of each entry are as follows:

```
Interface:LocalPort->DaemonIP:RemotePort
```

```
Interface->DaemonIP:RemotePort
```

```
DaemonIP:RemotePort
```

You can specify **Interface** in any of the ways described in [Specifying Interfaces](#).

<i>Scope:</i>	context
<i>Type:</i>	lbm_ucast_resolver_entry_t
<i>When Set:</i> to	Can only be set during object initialization.
<i>Version:</i>	This option was implemented in UMS 5.0

14.1.2 resolver_unicast_interface (context)

Specifies the network interface over which UM receives unicast Topic Resolution messages. Can specify full IP address of interface, or just network part (see [Specifying Interfaces](#) for details). Default is set to [default_unicast_interface \(context\)](#), if specified. Otherwise, it is set to INADDR_ANY, meaning that it will accept unicast Topic Resolution messages on any interface.

<i>Scope:</i>	context
<i>Type:</i>	lbm_ipv4_address_mask_t
<i>Default value:</i>	0.0.0.0 (INADDR_ANY)
<i>When Set:</i> to	Can only be set during object initialization.

14.1.3 resolver_unicast_port_high (context)

The highest local UDP port in a range of ports used for unicast topic resolution messages. The UM resolution daemon (lbmrdr) sends unicast topic resolution messages to the UDP port range defined by this option and [resolver_unicast_port_low \(context\)](#).

See [Port Assignments](#) for more information about configuring ports.

<i>Scope:</i>	context
<i>Type:</i>	lbm_uint16_t
<i>Default value:</i>	14406
<i>Byte order:</i>	Host
<i>When Set:</i> to	Can only be set during object initialization.

14.1.4 resolver_unicast_port_low (context)

The lowest local UDP port in a range of ports used for unicast topic resolution messages. The UM resolution daemon (lbmrdr) sends unicast topic resolution messages to the UDP port range defined by this option and [resolver_unicast_port_high \(context\)](#).

See [Port Assignments](#) for more information about configuring ports.

<i>Scope:</i>	context
<i>Type:</i>	lbm_uint16_t
<i>Default value:</i>	14402
<i>Byte order:</i>	Host
<i>When to Set:</i>	Can only be set during object initialization.

14.1.5 resolver_unicast_receiver_socket_buffer (context)

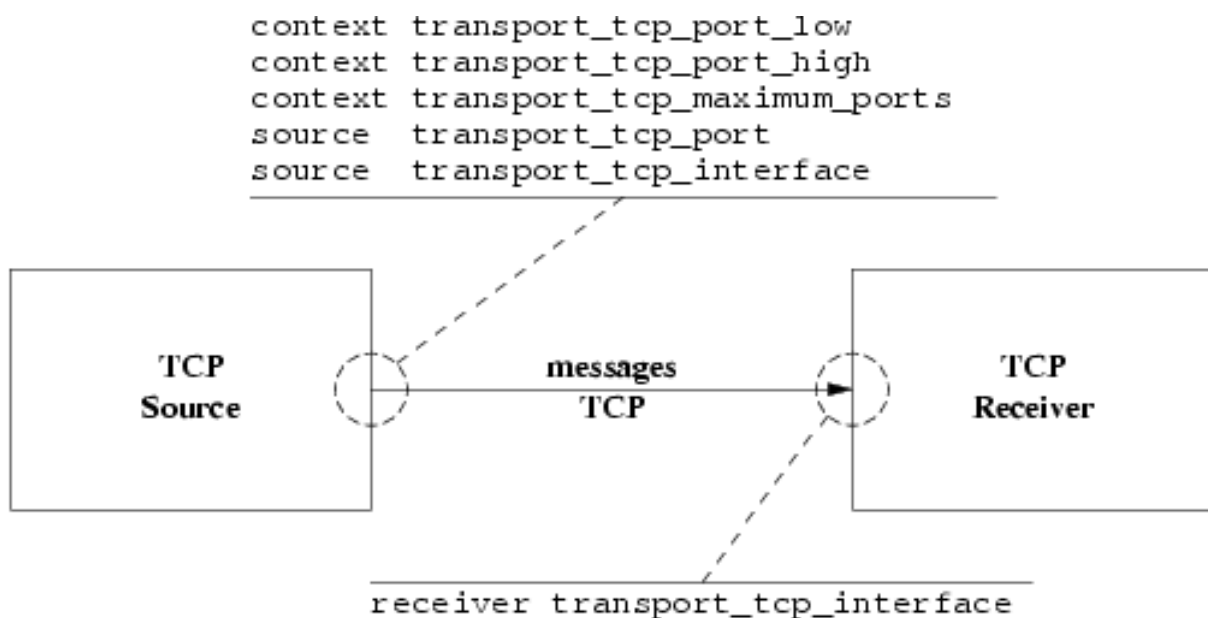
Value used to set SO_RCVBUF value of the UDP receivers for unicast topic resolution messages. In some cases the OS will not allow all of this value to be used. A value of 0 instructs UM to use the default OS values. See the section on [Socket Buffer Sizes](#) for platform-dependent information.

<i>Scope:</i>	context
<i>Type:</i>	lbm_ulong_t
<i>Units:</i>	bytes
<i>Default value:</i>	8388608 (8MB)
<i>When to Set:</i>	Can only be set during object initialization.

Chapter 15

Transport TCP Network Options

The image below shows a simplified relationship between the primary TCP transport network options.



TCP network option `transport_tcp_port_low (context)` is the lowest port that UM will allocate for TCP sources in a context; `transport_tcp_port_high (context)` is the highest. No more than `transport_tcp_maximum_ports (context)` ports will be assigned to TCP sources within a single context.

Creation of a UM source on a TCP transport will allocate an unused port from the range if less than `transport_tcp_maximum_ports (context)` ports have already been allocated by that context. Setting `transport_tcp_maximum_ports (context)` to a fraction of the range allows the corresponding multiple number of UM processes to share a common configuration.

If a particular TCP port is desired for a source, it may be given with the `transport_tcp_port (source)` option. If the desired port is already in use, then creation of the source will fail. A value of 0 (the default) expresses no preference and results in the default open port seeking behavior described above.

The option `transport_tcp_interface (source)` may be used on TCP sources to choose particular interface, overriding the default `INADDR_ANY` which accepts connections on all interfaces. Similarly, `transport_tcp_interface (receiver)` may be used on receivers to choose a particular interface.

15.1 Reference

15.1.1 transport_tcp_interface (receiver)

Specifies the network interface to which UM receivers bind before connecting to sources. You can specify the full IP address of interface, or just the network part (see [Specifying Interfaces](#) for details). Default is set to [default_interface \(context\)](#), if specified.

<i>Scope:</i>	receiver
<i>Type:</i>	lbm_ipv4_address_mask_t
<i>Default value:</i>	0.0.0.0 (INADDR_ANY)
<i>When Set:</i>	Can only be set during object initialization.

15.1.2 transport_tcp_interface (source)

Specifies the network interface over which UM accepts connection requests (from topic receivers). You can specify the full IP address of interface, or just the network part (see [Specifying Interfaces](#) for details). Be aware that this option is applied to the transport session when the first topic is created on that session. Thus, setting a different interface for a subsequent topic that maps onto the same transport session will have no effect. Default is set to [default_interface \(context\)](#) if specified. Otherwise, it is set to INADDR_ANY, meaning that it will not bind to a specific interface. You can also modify the default by setting the option to 0.0.0.0/0 which produces the same result.

<i>Scope:</i>	source
<i>Type:</i>	lbm_ipv4_address_mask_t
<i>Default value:</i>	0.0.0.0 (INADDR_ANY)
<i>When Set:</i>	Can only be set during object initialization.

15.1.3 transport_tcp_maximum_ports (context)

Maximum number of TCP sessions to allocate.

See [Port Assignments](#) for more information about configuring ports.

<i>Scope:</i>	context
<i>Type:</i>	lbm_uint16_t
<i>Units:</i>	number of ports
<i>Default value:</i>	10
<i>When Set:</i> to	Can only be set during object initialization.

15.1.4 transport_tcp_port (source)

The preferred TCP port number for this Topic. If 0, the context will attempt to find one in the given TCP port range.

See [Port Assignments](#) for more information about configuring ports.

<i>Scope:</i>	source
<i>Type:</i>	lbm_uint16_t
<i>Default value:</i>	0 (pick open port)
<i>Byte order:</i>	Network
<i>When Set:</i> to	Can only be set during object initialization.

15.1.5 transport_tcp_port_high (context)

High port number to assign to TCP sessions.

See [Port Assignments](#) for more information about configuring ports.

<i>Scope:</i>	context
<i>Type:</i>	lbm_uint16_t
<i>Default value:</i>	14390

<i>Byte order:</i>	Host
<i>When Set:</i> to	Can only be set during object initialization.

15.1.6 transport_tcp_port_low (context)

Low port number to assign to TCP sessions.

See [Port Assignments](#) for more information about configuring ports.

<i>Scope:</i>	context
<i>Type:</i>	lbm_uint16_t
<i>Default value:</i>	14371
<i>Byte order:</i>	Host
<i>When Set:</i> to	Can only be set during object initialization.

Chapter 16

Transport TCP Operation Options

16.1 Reference

16.1.1 transport_session_maximum_buffer (source)

Value used to control the maximum amount of data buffered in UM for the transport session used for the topic. For the normal multiple receiver behavior, this value represents the total buffered by all TCP receivers. For the bounded_latency and source_paced multiple receiver behavior, this value represents the individual receiver buffered amount. This option affects the transport session underlying the source rather than the source itself. The transport session uses the value from the first source created on the session and ignores subsequent sources. Refer to **Source Object** in the Ultra Messaging Concepts Guide for additional information.

<i>Scope:</i>	source
<i>Type:</i>	lbm_ulong_t
<i>Units:</i>	bytes
<i>Default value:</i>	65536
<i>When Set:</i> to	Can only be set during object initialization.

16.1.2 transport_tcp_activity_method (receiver)

For TCP sessions only. The type of timeout method to use for TCP receivers.

<i>Scope:</i>	receiver
<i>Type:</i>	int
<i>When Set:</i>	Can only be set during object initialization.
<i>Version:</i>	This option was implemented in LBM 3.3.8/UME 2.0.6.

String value	Integer value	Description
"timer"	LBM_RCV_TOPIC_ATTR_TCP_ACTIVITY_TIMEOUT_TIMER	Timer method that requires new TCP session data to be sent to determine if the connection is alive. Default for all.
"SO_KEEPALIVE"	LBM_RCV_TOPIC_ATTR_TCP_ACTIVITY_TIMEOUT_SO_KEEPALIVE	Set SO_KEEPALIVE on the TCP connection which uses the TCP keepalive support in the operating system to determine if the connection is alive. When you use the SO_KEEPALIVE method, UM uses transport_tcp_activity_timeout value to set the idle and probe times for SO_KEEPALIVE. The idle time is 90% of the timeout value at most. The probe time is 10% with 10 seconds as the minimum.

16.1.3 transport_tcp_activity_timeout (receiver)

For TCP sessions only. The maximum time that a TCP session may be quiescent before it is deleted and an EOS event is delivered for all topics using this transport session. A value greater than zero turns the timer on.

<i>Scope:</i>	receiver
<i>Type:</i>	lbm_ulong_t
<i>Units:</i>	milliseconds
<i>Default value:</i>	0
<i>When Set:</i>	Can only be set during object initialization.

16.1.4 transport_tcp_activity_timeout (source)

For TCP sessions only. This timeout option enables using SO_KEEPALIVE to detect when a receiver does not cleanly disconnect or is no longer reachable from the source. When the timeout expires, a DISCONNECT source event is delivered. This option affects only Linux or Windows platforms. Outstanding TCP retransmit timers must expire before this timer starts. With a default Linux or Windows system configuration, TCP retransmit timers may take minutes or even hours to expire. Therefore the total time taken to detect an unreachable receiver may be significantly higher than the value configured for this timeout. A value of zero (0) defers TCP timeout to OS settings.

<i>Scope:</i>	source
<i>Type:</i>	lbm_ulong_t
<i>Units:</i>	milliseconds
<i>Default value:</i>	0
<i>When Set:</i> to	Can only be set during object initialization.

16.1.5 transport_tcp_coalesce_threshold (source)

UM passes implicitly batched messages to the Operating System sendmsg() as a set unless the size of the set exceeds the coalescing threshold at which point the messages are coalesced and passed to the O/S as one copy. This option accommodates the different number of iovecs supported by different O/Ss. Tuning this option balances the efficiency of less iovecs handled by the OS vs. the expense of an additional copy operation of the messages before sending. The default values are also the maximum allowable values.

<i>Scope:</i>	source
<i>Type:</i>	int
<i>Units:</i>	number of individual messages
<i>Default value:</i>	1024 for Linux, Microsoft Windows, Darwin; 16 for Solaris, AIX, HP/UX
<i>When Set:</i> to	Can only be set during object initialization.
<i>Version:</i>	This option was implemented in LBM 3.6/UME 2.3.

16.1.6 transport_tcp_datagram_max_size (context)

The maximum datagram size that can be generated for a TCP transport session. The default value is 65535, the minimum is 500 bytes, and the maximum is 65535.

Note

It is recommended that all UM applications and components (including the DRO and Persistent Store) share the same maximum datagram size setting. Received datagrams that are longer than the configured maximum are silently dropped. Be aware that in a UM network that is routed with DROs, the originating source might use a different transport type than a final proxy source, but datagrams are routed in their original size. If this sort of transport type conversion is being done, the maximum datagram sizes of all involved transports must be the same.

<i>Scope:</i>	context
<i>Type:</i>	lbm_uint_t
<i>Units:</i>	bytes
<i>Default value:</i>	65535
<i>When Set:</i> to	Can only be set during object initialization.
<i>Version:</i>	This option was implemented in LBM 4.1/UME 3.1/UMQ 1.1

16.1.7 transport_tcp_exclusiveaddr (source)

Applicable only to Windows. Indicate whether the TCP session should set SO_EXCLUSIVEADDRUSE or not before it binds. The default setting in Windows allows multiple binds to the same port. By default, UM will set SO_EXCLUSIVEADDRUSE to minimize port sharing. Refer to Microsoft's web site for more information on SO_EXCLUSIVEADDRUSE.

<i>Scope:</i>	source
<i>Type:</i>	int
<i>When Set:</i> to	Can only be set during object initialization.

Value	Description
1	Set SO_EXCLUSIVEADDRUSE. Default for Windows.
0	Do not set SO_EXCLUSIVEADDRUSE.

16.1.8 transport_tcp_listen_backlog (source)

The backlog used in the TCP listen() call to set the queue length for incoming connections.

<i>Scope:</i>	source
<i>Type:</i>	int
<i>Units:</i>	number of queued connections
<i>Default value:</i>	5
<i>When Set:</i>	Can only be set during object initialization.

16.1.9 transport_tcp_multiple_receiver_behavior (source)

This option determines the flow control behavior of a TCP source that is sending to multiple receivers. In particular, it addresses the scenario where some receivers are consuming messages slower than other receivers (or not at all). In this scenario, pending messages will be buffered by the source up to the configured limit specified by the [transport_session_maximum_buffer \(source\)](#) option. Once that limit is reached, the source can either wait for slow receivers (resulting in a blocked source) or discard messages from the buffer (resulting in gaps and potentially unrecoverable loss of messages for slow receivers). This option affects the transport session underlying the source rather than the source itself. The transport session uses the value from the first source created on the session and ignores the value set for subsequent sources. Refer to **Source Object** in the Ultra Messaging Concepts Guide for additional information.

<i>Scope:</i>	source
<i>Type:</i>	int
<i>When Set:</i>	Can only be set during object initialization.

String value	Integer value	Description
"normal"	LBM_SRC_TOPIC_ATTR_TCP_MUL↔ TI_RECV_NORMAL	The application will wait for the slowest receiver rather than discarding recent messages. This slows down all sources on the TCP session. Default for all.

String value	Integer value	Description
"source_paced"	LBM_SRC_TOPIC_ATTR_TCP_MUL↔ TI_RECV_SOURCE_PACED	The application sends as fast as it can even if recent messages headed for any or all receivers must be discarded. Note that for applications requiring source-paced behavior, LBT-RU and LBT-RM are more efficient than source-paced TCP, so this setting is primarily for scenarios where UDP-based protocols are not viable.
"bounded_latency"	LBM_SRC_TOPIC_ATTR_TCP_MUL↔ TI_RECV_BOUNDED_LATENCY	The application sends as fast as the fastest receiver can consume data even if recent data headed for slower receivers must be discarded. Deprecated since UM 6.9.

16.1.10 transport_tcp_multiple_receiver_send_order (source)

In the case of multiple receivers, this option determines whether datagrams are sent to each receiver in the established order of receivers, or if receivers are selected in random order for each datagram transmission.

<i>Scope:</i>	source
<i>Type:</i>	lbm_src_topic_attr_t
<i>When Set:</i>	Can only be set during object initialization.

String value	Integer value	Description
"serial"	LBM_SRC_TOPIC_ATTR_TCP_MULTI↔ RECV_SEND_ORDER_SERIAL	Select receivers to receive a datagram based on current established order. Default for all.
"random"	LBM_SRC_TOPIC_ATTR_TCP_MULTI↔ RECV_SEND_ORDER_RANDOM	For each datagram sent, select receivers in random order, for the sake of "fairness". Note that this option adds a small amount of CPU overhead.

16.1.11 transport_tcp_nodelay (source)

Whether the TCP sockets used for the transport session should set TCP_NODELAY or not. (Setting TCP_NODELAY disables Nagle's algorithm.)

<i>Scope:</i>	source
<i>Type:</i>	int
<i>When Set:</i>	Can only be set during object initialization.

Value	Description
1	TCP transport sockets should set TCP_NODELAY (disable Nagle). Default for all.
0	TCP transport sockets should not set TCP_NODELAY (leave Nagle enabled).

16.1.12 transport_tcp_receiver_socket_buffer (context)

Value used to set SO_RCVBUF value of the TCP receivers for topics. In some cases the OS will not allow all of this value to be used. A value of 0 instructs UM to use the default OS values. See the section on [Socket Buffer Sizes](#) for platform-dependent information.

<i>Scope:</i>	context
<i>Type:</i>	lbm_ulong_t
<i>Units:</i>	bytes
<i>Default value:</i>	0 (use TCP autotuning)
<i>When Set:</i>	Can only be set during object initialization.

16.1.13 transport_tcp_reuseaddr (source)

Whether the TCP session should set SO_REUSEADDR or not before it binds.

Warning

This option is not recommended for Microsoft Windows users because the SO_REUSEADDR socket option in Windows allows a socket to forcibly bind to a port in use by another socket. Multiple sockets using the same port results in indeterminate behavior.

<i>Scope:</i>	source
<i>Type:</i>	int
<i>When Set:</i>	Can only be set during object initialization.

Value	Description
1	Set SO_REUSEADDR.
0	Do not set SO_REUSEADDR. Default for all.

16.1.14 transport_tcp_sender_socket_buffer (source)

Value used to set the SO_SNDBUF value of the TCP session. In some cases the OS will not allow all of this value to be used. A value of 0 instructs UM to use the OS defaults. See the section on [Socket Buffer Sizes](#) for platform-dependent information.

<i>Scope:</i>	source
<i>Type:</i>	lbm_ulong_t
<i>Units:</i>	bytes
<i>Default value:</i>	0 (use TCP autotuning)
<i>When Set:</i>	Can only be set during object initialization.

16.1.15 transport_tcp_use_session_id (source)

Control whether a session ID is used for TCP Transport sessions. This option should be set to 0 if a version 6.0 (and beyond) TCP source must interoperate with a version pre-6.0 receiver.

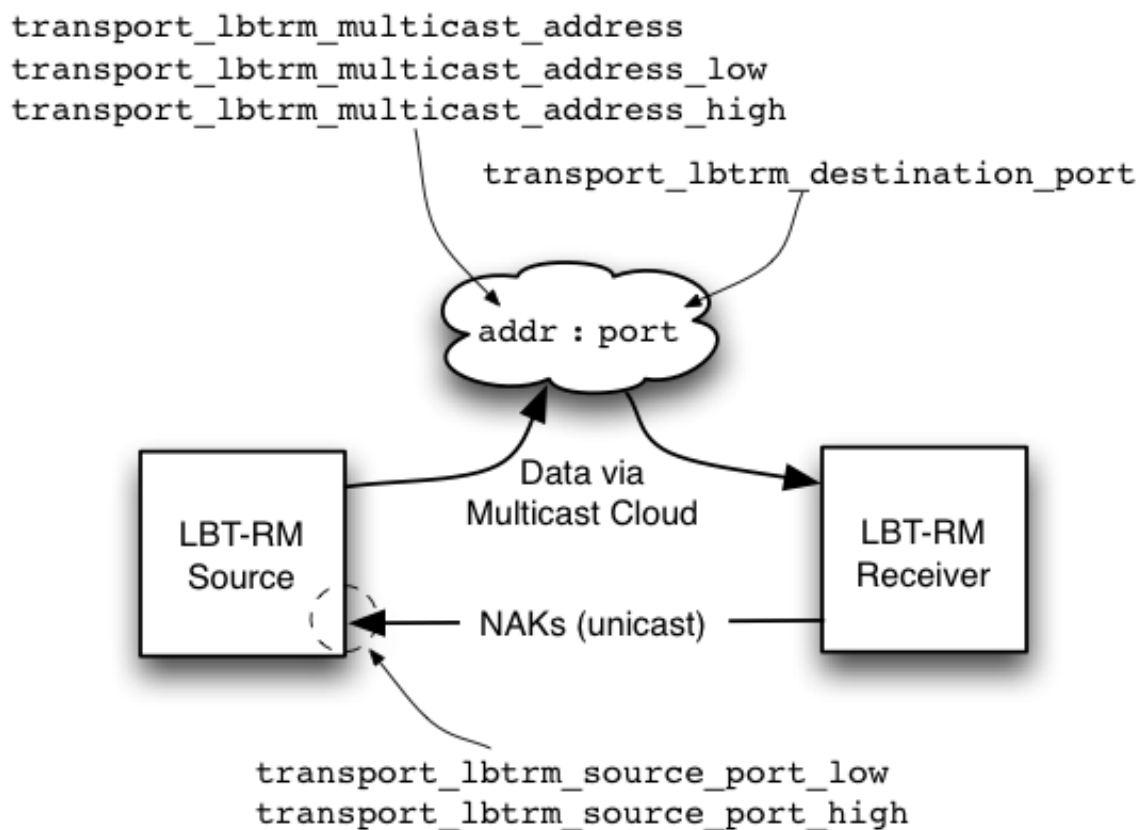
<i>Scope:</i>	source
<i>Type:</i>	int
<i>When Set:</i>	Can only be set during object initialization.
<i>Version:</i>	This option was implemented in UM 6.0

Value	Description
1	Indicates the application desires TCP to use a session ID. Default for all.
0	Indicates the application does not desire TCP to use a session ID. For use when version pre-6.0 receivers must be used with TCP sources that are version 6.0 and beyond.

Chapter 17

Transport LBT-RM Network Options

The image below shows a simplified relationship between the primary LBT-RM transport network options.



Note

for a multi-homed LBT-RM source, the interface LBT-RM multicast resolver interface specified with [resolver↔_multicast_interface \(context\)](#) will be used as the source for LBT-RM.

17.1 Reference

17.1.1 transport_lbtrm_destination_port (source)

The UDP destination port used for this Topic when the transport is LBT-RM.

See [Port Assignments](#) for more information about configuring ports.

<i>Scope:</i>	source
<i>Type:</i>	lbm_uint16_t
<i>Default value:</i>	14400
<i>Byte order:</i>	Network
<i>When Set:</i> to	Can only be set during object initialization.

17.1.2 transport_lbtrm_multicast_address (source)

The preferred multicast address (or domain name of the multicast address) for this Topic when the transport is LBT-RM. If 0.0.0.0 (INADDR_ANY), the context will attempt to find one in the given multicast address range.

<i>Scope:</i>	source
<i>Type:</i>	struct in_addr
<i>Default value:</i>	0.0.0.0 (INADDR_ANY)
<i>When Set:</i> to	Can only be set during object initialization.

17.1.3 transport_lbtrm_multicast_address_high (context)

Multicast address (or domain name of the multicast address) used as the highest value to assign to LBT-RM sessions.

<i>Scope:</i>	context
<i>Type:</i>	struct in_addr
<i>Default value:</i>	224.10.10.14
<i>When Set:</i> to	Can only be set during object initialization.

17.1.4 transport_lbtrm_multicast_address_low (context)

Multicast address (or domain name of the multicast address) used as the lowest value to assign to LBT-RM sessions.

<i>Scope:</i>	context
<i>Type:</i>	struct in_addr
<i>Default value:</i>	224.10.10.10
<i>When Set:</i> to	Can only be set during object initialization.

17.1.5 transport_lbtrm_source_port_high (context)

Highest port number value used for LBT-RM source session's unicast NAK processing. Receivers send NAKs to this port for to request retransmission. Each LBT-RM session must use a unique port value. Note that this does not control the UDP source port on the outbound LBT-RM stream.

See [Port Assignments](#) for more information about configuring ports.

<i>Scope:</i>	context
<i>Type:</i>	lbm_uint16_t

<i>Default value:</i>	14399
<i>Byte order:</i>	Host
<i>When Set:</i> to	Can only be set during object initialization.

17.1.6 transport_lbtrm_source_port_low (context)

Lowest port number value used for LBT-RM source session's unicast NAK processing. Receivers send NAKs to this port for to request retransmission. Each LBT-RM session must use a unique port value. Note that this does not control the UDP source port on the outbound LBT-RM stream.

See [Port Assignments](#) for more information about configuring ports.

<i>Scope:</i>	context
<i>Type:</i>	lbm_uint16_t
<i>Default value:</i>	14390
<i>Byte order:</i>	Host
<i>When Set:</i> to	Can only be set during object initialization.

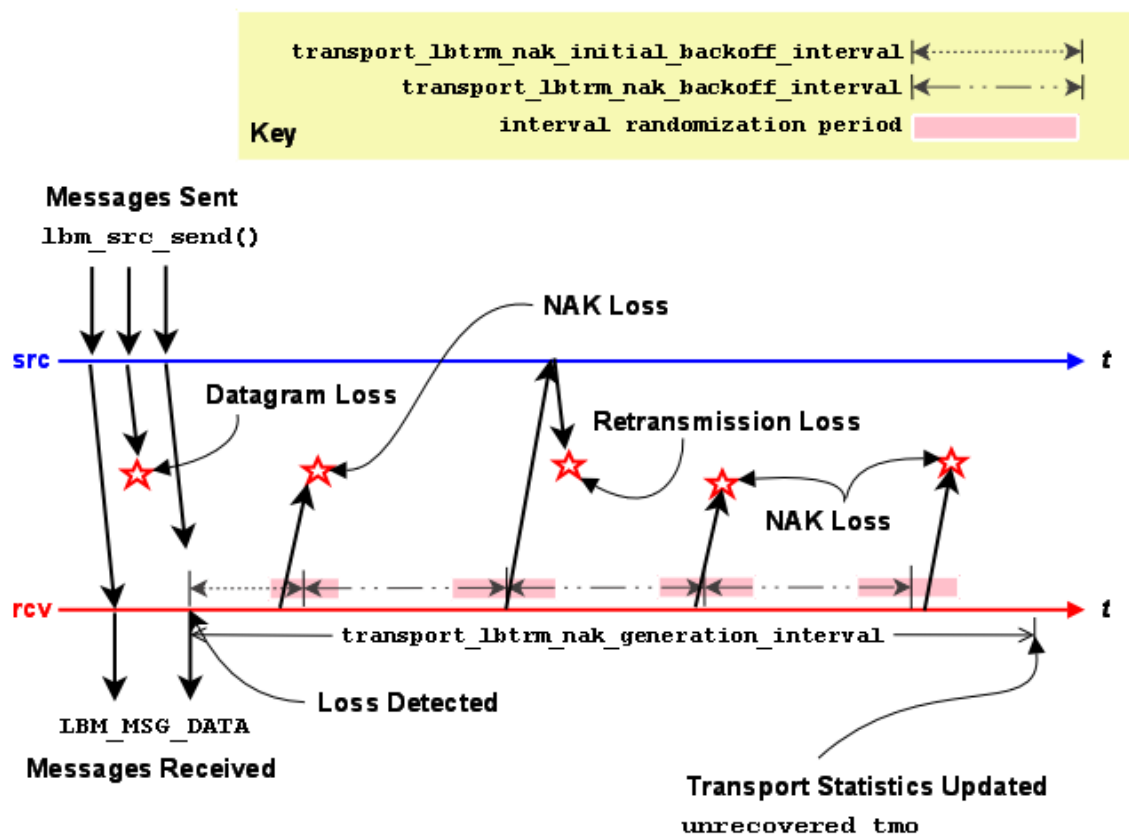
Chapter 18

Transport LBT-RM Reliability Options

18.1 LBT-RM Datagram

Loss Resulting in Unrecovered Message Loss

An LBT-RM receiver will attempt to recover lost datagrams. The options [transport_lbtrm_nak_backoff_interval \(receiver\)](#) and [transport_lbtrm_nak_generation_interval \(receiver\)](#) control the timing of the recovery effort. Timers for both start when loss is detected. The following timeline illustrates a case where a receiver is notified of unrecoverable message loss following repeated datagram loss.



Note

the actual length of the interval randomization periods are between 1/2 and 3/2 of the configured interval value. In the diagram above, time periods are not drawn to scale to simplify the diagram.

Set [transport_lbtrm_nak_backoff_interval \(receiver\)](#) to the NAK service time that could be reasonably expected from the receiver's location in the network plus some cushion for network congestion. Set [transport_lbtrm_nak_generation_interval \(receiver\)](#) to the latency budget established for the transport layer. See our whitepaper [Topics in High Performance Messaging](#) for background on latency budgets. See also the KB article [Reducing Loss Recovery Latencies](#) for more advice on tuning.

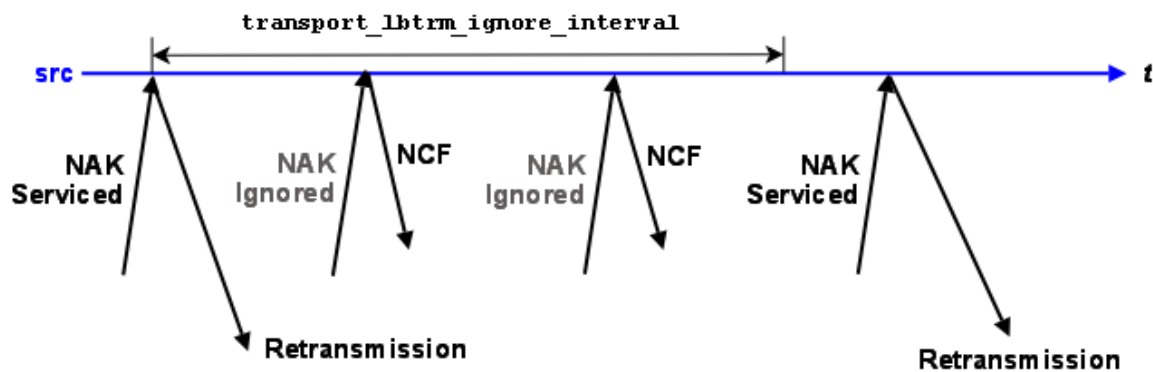
Note

these parameters relate to loss at the transport session (datagram) level, not the topic level. See [Delivery Control Options](#) for information on how applications are informed of topic-level unrecoverable loss.

18.2 LBT-RM Source Ignoring NAKs for Efficiency

Bandwidth efficiency of an LBT-RM source may be improved by avoiding useless retransmissions. Consider the case of an LBT-RM source that has received a NAK for a datagram that it has just retransmitted. If the NAK and the retransmission crossed on the network, it is likely that the receiver generating the NAK will receive the retransmission just sent. If so, there's no need for the source to send another retransmission, so the NAK can be safely ignored.

The image below illustrates the timing relationships.



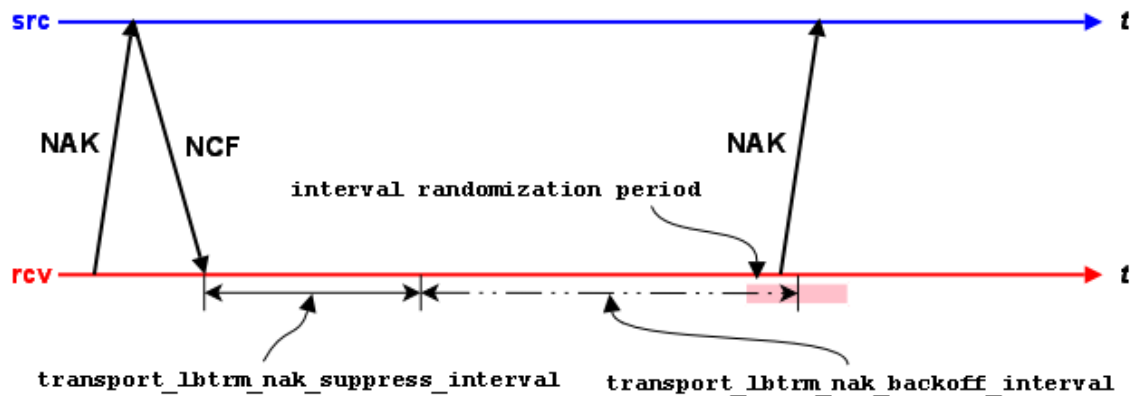
This shows NAKs for a given datagram being ignored for [transport_lbtrm_ignore_interval \(source\)](#) following the retransmission of that datagram. (The successive NAKs received by the source indicate that more than one receiver is subscribed to the source's topic.) A NAK will be serviced as normal following the passage of the interval.

When ignoring a NAK, the source sends a NCF (NAK ConFirmation) instead of a retransmission, which starts a NAK suppression interval at the receiver.

18.3 LBT-RM Receiver Suppressing NAK Generation

LBT-RM sources want receivers to be notified that their NAKs have been heard. Prompt notification via a retransmission or NCF can suppress useless NAK generation. There are a variety of circumstances where the source does not send a retransmission in response to a receiver's NAK. For example, NAKs received during the ignore interval do not generate retransmissions. Another example would be if previous retransmissions have used up all the retransmission bandwidth for the current rate limiter interval.

The image below illustrates a receiver's reaction to an NCF.



Following the receipt of an NCF, a receiver suppresses all NAK generation until [transport_lbtrm_nak_suppress_interval \(receiver\)](#) passes. NAK generation resumes with the usual [transport_lbtrm_nak_backoff_interval \(receiver\)](#) if repair was not received during the suppression interval.

Note

the actual length of the interval randomization period is between 1/2 and 3/2 of the configured interval value. In the diagram above, time periods are not drawn to scale to simplify the diagram.

18.4 Reference

18.4.1 transport_lbtrm_ignore_interval (source)

The interval to ignore NAKs after a retransmission is sent. This option affects the transport session underlying the source rather than the source itself. The transport session uses the value from the first source created on the session and ignores subsequent sources. Refer to **Source Object** in the Ultra Messaging Concepts Guide for additional information.

Scope:	source
Type:	lbm_ulong_t
Units:	milliseconds

<i>Default value:</i>	500 (0.5 seconds)
<i>When Set:</i>	Can only be set during object initialization.

18.4.2 transport_lbtrm_nak_backoff_interval (receiver)

For LBT-RM sessions only. The maximum interval between transmissions of a single NAK. The actual time the receiver will wait to NAK again is random. The algorithm used to determine the time range is $(1/2 * \text{backoff_interval} - 3/2 * \text{backoff_interval})$. This can result in a wait interval longer than the specified value. This option affects the transport session underlying the receiver rather than the receiver itself. The transport session uses the value from the first receiver created on the session and ignores subsequent receivers. Refer to **Receiver Object** in the Ultra Messaging Concepts Guide and [Interrelated Configuration Options](#) for additional information.

<i>Scope:</i>	receiver
<i>Type:</i>	lbm_ulong_t
<i>Units:</i>	milliseconds
<i>Default value:</i>	200 (0.2 seconds)
<i>When Set:</i>	Can only be set during object initialization.

18.4.3 transport_lbtrm_nak_generation_interval (receiver)

For LBT-RM sessions only. The maximum time that a piece of data may be outstanding before the data is unrecoverably lost. Although the minimum valid value is 5 milliseconds, larger values are advisable. This option affects the transport session underlying the receiver rather than the receiver itself. The transport session uses the value from the first receiver created on the session and ignores subsequent receivers. Refer to **Receiver Object** in the Ultra Messaging Concepts Guide and [Interrelated Configuration Options](#) for additional information.

<i>Scope:</i>	receiver
<i>Type:</i>	lbm_ulong_t
<i>Units:</i>	milliseconds
<i>Default value:</i>	10000 (10 seconds)
<i>When Set:</i>	Can only be set during object initialization.

18.4.4 transport_lbtrm_nak_initial_backoff_interval (receiver)

For LBT-RM sessions only. The interval between loss detection and transmission of the first NAK. The actual time the receiver will wait to NAK is random. The algorithm used to determine the time range is $(1/2 * \text{initial_backoff_interval} - 3/2 * \text{initial_backoff_interval})$. This can result in a wait interval longer than the specified value. A value of 0 indicates that the receiver should immediately send a NAK. Users should be fully aware of the implications of this before using a value of 0.

<i>Scope:</i>	receiver
<i>Type:</i>	lbm_ulong_t
<i>Units:</i>	milliseconds
<i>Default value:</i>	50 (0.05 seconds)
<i>When Set:</i>	Can only be set during object initialization.
<i>Version:</i>	This option was implemented in LBM 3.4/UME 2.1.

18.4.5 transport_lbtrm_nak_suppress_interval (receiver)

For LBT-RM sessions only. The maximum interval to suppress sending NAKs after an NCF or a NAK from another receiver. This option affects the transport session underlying the receiver rather than the receiver itself. The transport session uses the value from the first receiver created on the session and ignores subsequent receivers. Refer to **Receiver Object** in the Ultra Messaging Concepts Guide for additional information.

<i>Scope:</i>	receiver
<i>Type:</i>	lbm_ulong_t
<i>Units:</i>	milliseconds
<i>Default value:</i>	1000 (1 second)
<i>When Set:</i>	Can only be set during object initialization.

18.4.6 transport_lbtrm_receiver_socket_buffer (context)

Value used to set SO_RCVBUF value of the LBT-RM receiver multicast socket. In some cases the OS will not allow all of this value to be used. See the section on [Socket Buffer Sizes](#) for platform-dependent information. See also our white paper [Topics in High Performance Messaging](#) for background and guidelines on UDP buffer sizing.

<i>Scope:</i>	context
<i>Type:</i>	lbm_ulong_t
<i>Units:</i>	bytes
<i>Default value:</i>	8388608 (8MB)
<i>When Set:</i> to	Can only be set during object initialization.

18.4.7 transport_lbtrm_send_naks (receiver)

For LBT-RM sessions only. This flag indicates whether LBT-RM should send negative acknowledgements (N_{AK}s) for missing packets or not. This option affects the transport session underlying the receiver rather than the receiver itself. The transport session uses the value from the first receiver created on the session and ignores subsequent receivers. Refer to **Receiver Object** in the Ultra Messaging Concepts Guide for additional information.

<i>Scope:</i>	receiver
<i>Type:</i>	int
<i>When Set:</i> to	Can only be set during object initialization.

Value	Description
1	NAKs are sent for missing packets to request retransmission. Default for all.
0	Do not send NAKs for missing packets.

18.4.8 transport_lbtrm_source_socket_buffer (context)

Value used to set SO_SNDBUF value of the LBT-RM send multicast socket. In some cases the OS will not allow all of this value to be used. See the section on [Socket Buffer Sizes](#) for platform-dependent information. A value of 0 instructs UM to use the OS default.

<i>Scope:</i>	context
<i>Type:</i>	lbm_ulong_t
<i>Units:</i>	bytes
<i>Default value:</i>	1048576 (1MB)
<i>When Set:</i> to	Can only be set during object initialization.

18.4.9 transport_lbtrm_transmission_window_limit (source)

Caps the total amount of memory that a transmission window uses, which includes data and overhead. For example, if the [transport_lbtrm_transmission_window_size \(source\)](#) is 24 MB (default) and the source sends (with flush flag set) 1.2 million messages with a 20-byte payload and 230-byte header, the actual amount of memory used can approximate 300 MB. The default value of 0 (zero) disables the transmission window size limit.

<i>Scope:</i>	source
<i>Type:</i>	size_t
<i>Units:</i>	bytes
<i>Default value:</i>	0 (zero)
<i>When Set:</i> to	Can only be set during object initialization.

18.4.10 transport_lbtrm_transmission_window_size (source)

The maximum amount of buffered payload data, excluding UM headers, that the LBT-RM source is allowed to retain for retransmissions. The minimum valid value is 65,536 bytes. This option affects the transport session underlying the source rather than the source itself. The transport session uses the value from the first source created on the session and ignores subsequent sources. For more information, see the Ultra Messaging Concepts Guide.

<i>Scope:</i>	source
<i>Type:</i>	size_t
<i>Units:</i>	bytes
<i>Default value:</i>	25165824 (24 MB)
<i>When Set:</i> to	Can only be set during object initialization.

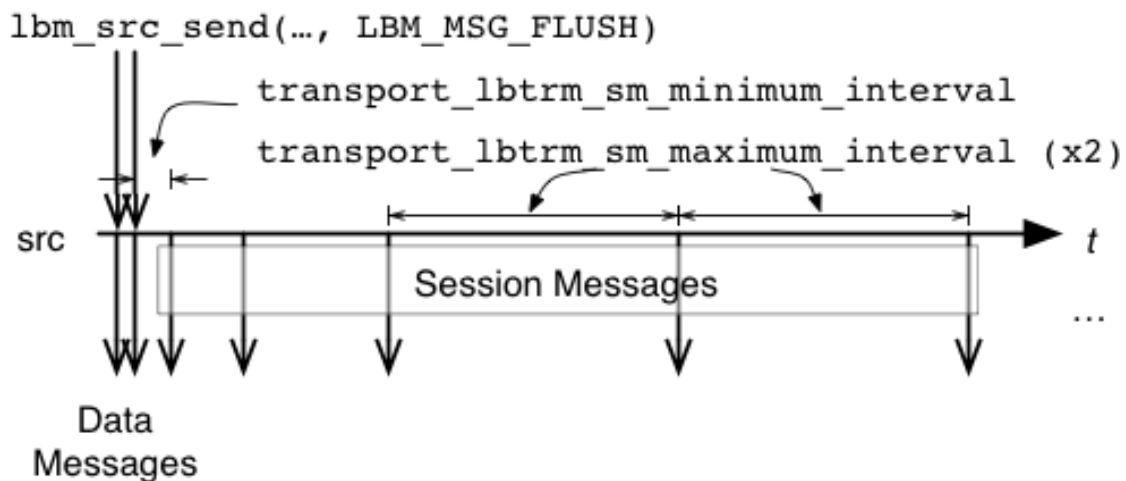
Chapter 19

Transport LBT-RM Operation Options

Reliable multicast protocols like LBT-RM rely on sequence numbers and the arrival of data after a loss as evidence that the loss happened. What would happen if the last packet sent by a source was lost? How would receivers learn of the loss if no further messages were sent?

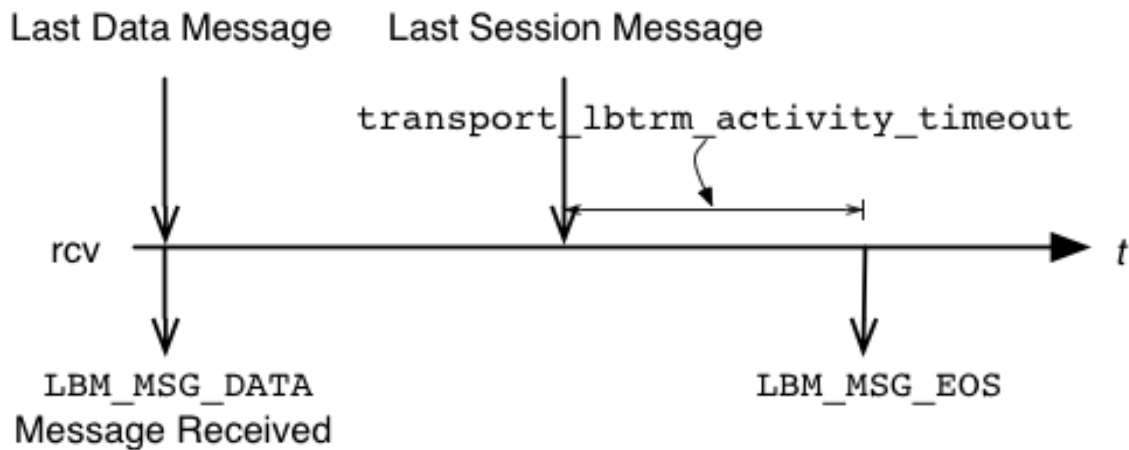
LBT-RM generates session messages when the sources on a transport session stop sending. These messages contain the expected last sequence number for the session so that receivers can detect loss even when sources aren't sending. Session messages also help to maintain state in multicast routers and switches that require regular traffic to prevent the reclamation of unused forwarding entries.

The image below illustrates the sending of session messages.



No session messages are generated as long as the interval between `lbm_src_send()` calls that generate writes to LBT-RM is less than `transport_lbtrm_sm_minimum_interval (source)` option. The interval between session messages starts at `transport_lbtrm_sm_minimum_interval (source)` and doubles till it reaches `transport_lbtrm_sm_maximum_interval (source)` at which point the interval continues at that level.

The absence of activity on a transport session is the only indication receivers get that a source is gone or no longer available through any network path. LBT-RM receivers reset a session activity timer for each data message or session message that arrives. If the activity timer ever expires, all receivers on the transport session receive an `LBM_MSG_EOS` event. This is illustrated in the following timeline:



The activity timer is controlled with the [transport_lbtrm_activity_timeout \(receiver\)](#) option.

19.1 Reference

19.1.1 transport_lbtrm_activity_timeout (receiver)

For LBT-RM sessions only. The maximum time that an LBT-RM session may be quiescent before it is deleted and an EOS event is delivered for all topics using this transport session. This option affects the transport session underlying the receiver rather than the receiver itself. The transport session uses the value from the first receiver created on the session and ignores subsequent receivers. Refer to **Receiver Object** in the Ultra Messaging Concepts Guide for additional information.

<i>Scope:</i>	receiver
<i>Type:</i>	lbm_ulong_t
<i>Units:</i>	milliseconds
<i>Default value:</i>	60000 (60 seconds)
<i>When Set:</i>	Can only be set during object initialization.

19.1.2 transport_lbtrm_coalesce_threshold (source)

UM passes implicitly batched messages to the Operating System `sendmsg()` as a set unless the size of the set exceeds the coalescing threshold at which point the messages are coalesced and passed to the O/S as one copy. This option accommodates the different number of iovecs supported by different O/Ss. Tuning this option balances the efficiency of less iovecs handled by the OS vs. the expense of an additional copy operation of the messages before sending. The default value is also the maximum allowable value for Solaris, AIX and HPUX. For Linux and Microsoft Windows and Darwin, the maximum allowable value is 1023. These maximum allowable values are one less than what the O/S provides. This option affects the transport session underlying the source rather than the source itself. The transport session uses the value from the first source created on the session and ignores subsequent sources. Refer to **Source Object** in the Ultra Messaging Concepts Guide for additional information.

<i>Scope:</i>	source
<i>Type:</i>	int
<i>Units:</i>	number of individual messages
<i>Default value:</i>	15
<i>When Set:</i> to	Can only be set during object initialization.

19.1.3 transport_lbtrm_data_rate_limit (context)

Maximum aggregate transmission rate of all LBT-RM sessions' original data plus retransmissions for this particular context. Refer to **Rate Controls** in the Ultra Messaging Concepts Guide for additional information about the UM rate limiting algorithm.

Note: For backwards compatibility with earlier versions, the **lbm_context_attr_setopt()** function will accept both 32 and 64 bit values for this option. Note however that a 32-bit value can only specify a rate limit a little larger than 4 Gbps.

<i>Scope:</i>	context
<i>Type:</i>	lbm_uint64_t
<i>Units:</i>	bits per second
<i>Default value:</i>	10000000 (10 Mbps)
<i>When Set:</i> to	Can only be set during object initialization.

19.1.4 transport_lbtrm_datagram_max_size (context)

The maximum datagram size that can be generated for a LBT-RM transport session. The default value is 8192, the minimum is 500 bytes, and the maximum is 65535.

Note

It is recommended that all UM applications and components (including the DRO and Persistent Store) share the same maximum datagram size setting. Received datagrams that are longer than the configured maximum are silently dropped. Be aware that in a UM network that is routed with DROs, the originating source might use a different transport type than a final proxy source, but datagrams are routed in their original size. If this sort of transport type conversion is being done, the maximum datagram sizes of all involved transports must be the same.

<i>Scope:</i>	context
<i>Type:</i>	lbm_uint_t
<i>Units:</i>	bytes
<i>Default value:</i>	8192
<i>When to Set:</i>	Can only be set during object initialization.
<i>Version:</i>	This option was implemented in LBM 4.1/UME 3.1/UMQ 1.1

19.1.5 transport_lbtrm_preactivity_timeout (receiver)

Use this option only if the receiver subscribes to a pre-LBM 3.3 source or if you have turned off [transport_↵_topic_sequence_number_info_interval \(source\)](#) messages in your post-LBM 3.3 implementation. Set it high enough so the source starts sending data messages before the timeout expires. This timeout begins when the receiver receives a topic advertisement. Pre-LBM 3.3 sources do not send TSNI messages which in effect inform receivers that the source is alive even though it has not started sending data. Session messages provide the same information but do not begin until after the source has started sending data. This option provides an additional [transport_lbtrm_activity_timeout \(receiver\)](#) for the receiver that does not rely on TSNI or sessions messages. The default value of 0 (zero) essentially disables this option, giving precedence to the receiver's standard [transport_lbtrm_activity_timeout \(receiver\)](#). This option affects the transport session underlying the receiver rather than the receiver itself. The transport session uses the value from the first receiver created on the session and ignores subsequent receivers. Refer to **Receiver Object** in the Ultra Messaging Concepts Guide for additional information.

<i>Scope:</i>	receiver
<i>Type:</i>	lbm_ulong_t
<i>Units:</i>	milliseconds
<i>Default value:</i>	0 (zero)

<i>When Set:</i>	<i>to</i> Can only be set during object initialization.
<i>Version:</i>	This option was implemented in LBM 3.4.1/UME 2.1.1.

19.1.6 transport_lbtrm_rate_interval (context)

Period that LBT-RM rate limiter runs. Reducing period reduces burst intensity, but also increases CPU load. Refer to **Rate Controls** in the Ultra Messaging Concepts Guide for additional information about the UM rate limiting algorithm.

<i>Scope:</i>	context
<i>Type:</i>	lbm_ulong_t
<i>Units:</i>	milliseconds
<i>Default value:</i>	10
<i>When Set:</i>	<i>to</i> Can only be set during object initialization.

String value	Integer value	Description
"10"	10	LBT-RM rate limiter runs every 10 milliseconds. Default for all.
"20"	20	LBT-RM rate limiter runs every 20 milliseconds.
"50"	50	LBT-RM rate limiter runs every 50 milliseconds.
"100"	100	LBT-RM rate limiter runs every 100 milliseconds.

19.1.7 transport_lbtrm_receiver_timestamp (context)

Controls whether high-resolution timestamps for received packets are delivered to the receiver callback. For LBT-RM sessions only. Refer to High-resolution Timestamps in the Ultra Messaging Concepts Guide for additional information.

<i>Scope:</i>	context
<i>Type:</i>	int

<i>When Set:</i>	<i>to</i>	Can only be set during object initialization.
<i>Version:</i>		This option was implemented in UM 6.9

Value	Description
1	Receive timestamps delivered to receive callback.
0	Receive timestamps not delivered. Default for all.

19.1.8 transport_lbtrm_retransmit_rate_limit (context)

Maximum aggregate transmission rate of all LBT-RM sessions' retransmissions for this particular context. This should always be less than the value used for original data. Refer to **Rate Controls** in the Ultra Messaging Concepts Guide for additional information about the UM rate limiting algorithm.

Note: For backwards compatibility with earlier versions, the **lbm_context_attr_setopt()** function will accept both 32 and 64 bit values for this option. Note however that a 32-bit value can only specify a rate limit a little larger than 4 Gbps.

<i>Scope:</i>	context
<i>Type:</i>	lbm_uint64_t
<i>Units:</i>	bits per second
<i>Default value:</i>	5000000 (5 Mbps)
<i>When Set:</i>	<i>to</i> Can only be set during object initialization.

19.1.9 transport_lbtrm_sm_maximum_interval (source)

The maximum interval between LBT-RM session messages. In lieu of data being sent, LBT-RM sends session messages to inform receivers of sequence numbers and to let receivers know that the sender is still transmitting. This option affects the transport session underlying the source rather than the source itself. The transport session uses the value from the first source created on the session and ignores subsequent sources. Refer to **Source Object** in the Ultra Messaging Concepts Guide for additional information.

<i>Scope:</i>	source
<i>Type:</i>	lbm_ulong_t
<i>Units:</i>	milliseconds
<i>Default value:</i>	10000 (10 seconds)
<i>When Set:</i>	Can only be set during object initialization.

19.1.10 transport_lbtrm_sm_minimum_interval (source)

The minimum interval between LBT-RM session messages. In lieu of data being sent, LBT-RM sends session messages to inform receivers of sequence numbers and to let receivers know that the sender is still transmitting. This option affects the transport session underlying the source rather than the source itself. The transport session uses the value from the first source created on the session and ignores subsequent sources. Refer to **Source Object** in the Ultra Messaging Concepts Guide for additional information.

<i>Scope:</i>	source
<i>Type:</i>	lbm_ulong_t
<i>Units:</i>	milliseconds
<i>Default value:</i>	200 (0.2 seconds)
<i>When Set:</i>	Can only be set during object initialization.

19.1.11 transport_lbtrm_source_timestamp (context)

Controls whether high-resolution timestamps for transmitted packets are delivered to the source event callback. For LBT-RM sessions only. Refer to **High-resolution Timestamps** in the Ultra Messaging Concepts Guide for additional information.

<i>Scope:</i>	context
<i>Type:</i>	int
<i>When Set:</i>	Can only be set during object initialization.
<i>Version:</i>	This option was implemented in UM 6.9

Value	Description
1	Transmit timestamps delivered to receive callback.
0	Transmit timestamps not delivered. Default for all.

19.1.12 transport_lbtrm_tgsz (source)

The transmission group size used for this Topic when LBT-RM is used. This value must be greater than 0 and must be a power of 2 no greater than 32K. This option affects the transport session underlying the source rather than the source itself. The transport session uses the value from the first source created on the session and ignores subsequent sources. Refer to **Source Object** in the Ultra Messaging Concepts Guide for additional information.

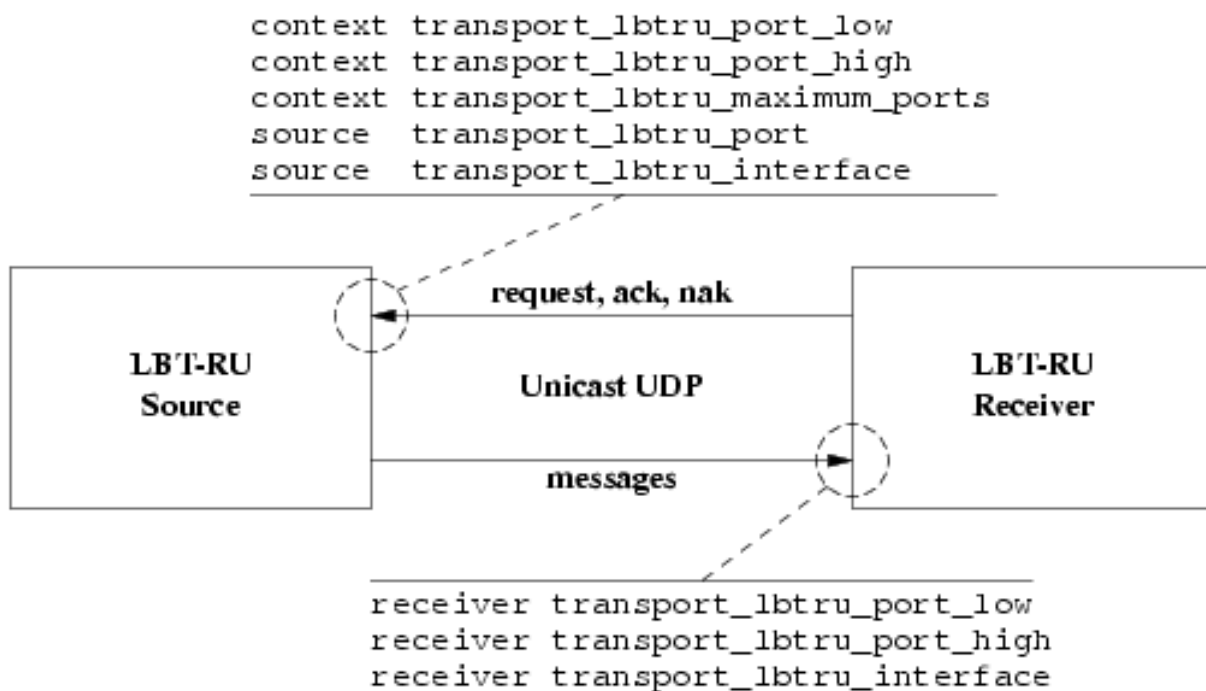
<i>Scope:</i>	source
<i>Type:</i>	lbm_uint16_t
<i>Units:</i>	packets
<i>Default value:</i>	8
<i>When Set:</i>	Can only be set during object initialization.

Chapter 20

Transport LBT-RU Network Options

LBT-RU receivers initiate UDP connections toward LBT-RU sources for delivering NAKs and ACKs. LBT-RU sources then initiate connections toward LBT-RU receivers for delivery of messages.

The image below illustrates the relationship between the primary LBT-RU network options.



The option `transport_lbtru_port_low (context)` is the lowest port that UM will allocate for LBT-RU sources in a context; `transport_lbtru_port_high (context)` is the highest. No more than `transport_lbtru_maximum_ports (context)` ports will be assigned to LBT-RU sources within a single context.

Creation of a UM source on an LBT-RU transport will allocate an unused UDP port from the range if less than `transport_lbtru_maximum_ports (context)` ports have already been allocated by that context. Setting `transport_lbtru_maximum_ports (context)` to a fraction of the range allows the corresponding multiple number of UM processes to share a common configuration.

If a particular UDP port is desired by a source, it may be given with the `transport_lbtru_port (source)` option. If the desired port is already in use, then creation of the source will fail. A value of 0 (the default) expresses no preference and results in the default open port seeking behavior described above.

The option `transport_lbtru_interface (source)` may be used on LBT-RU sources to choose particular interface, overriding the default `INADDR_ANY` which accepts connections on all interfaces. Similarly, `transport_lbtru_interface (receiver)` may be used on receivers to choose a particular interface for outgoing connections.

20.1 Reference

20.1.1 transport_lbtru_interface (receiver)

Specifies the network interface over which UM LBT-RU receivers read application data messages. Can specify full IP address of interface, or just network part (see [Specifying Interfaces](#) for details). Default is set to [default_interface \(context\)](#) if specified. Otherwise, it is set to INADDR_ANY, meaning that it will accept incoming connection requests from any interface.

<i>Scope:</i>	receiver
<i>Type:</i>	lbm_ipv4_address_mask_t
<i>Default value:</i>	0.0.0.0 (INADDR_ANY)
<i>When Set:</i> to	Can only be set during object initialization.

20.1.2 transport_lbtru_interface (source)

Specifies the network interface over which UM LBT-RU sources receive connection requests from topic receivers. Can specify full IP address of interface, or just network part (see [Specifying Interfaces](#) for details). Be aware that this option is applied to the transport session when the first topic is created on that session. Thus, setting a different interface for a subsequent topic that maps onto the same transport session will have no effect. Default is set to [default_interface \(context\)](#) if specified. Otherwise, it is set to INADDR_ANY, meaning that it will accept incoming connection requests from any interface.

<i>Scope:</i>	source
<i>Type:</i>	lbm_ipv4_address_mask_t
<i>Default value:</i>	0.0.0.0 (INADDR_ANY)
<i>When Set:</i> to	Can only be set during object initialization.

20.1.3 transport_lbtru_maximum_ports (context)

Maximum number of unicast port numbers that LBT-RU will use for all implicitly allocated sessions.

See [Port Assignments](#) for more information about configuring ports.

<i>Scope:</i>	context
<i>Type:</i>	lbm_uint16_t
<i>Units:</i>	number of ports
<i>Default value:</i>	5
<i>When Set:</i> to	Can only be set during object initialization.

20.1.4 transport_lbtru_port (source)

The preferred unicast port number for this Topic. If 0, the context will attempt to find one in the given LBT-RU source port range.

See [Port Assignments](#) for more information about configuring ports.

<i>Scope:</i>	source
<i>Type:</i>	lbm_uint16_t
<i>Default value:</i>	0 (use open port)
<i>Byte order:</i>	Network
<i>When Set:</i> to	Can only be set during object initialization.

20.1.5 transport_lbtru_port_high (context)

High unicast port number to assign to LBT-RU sources. Clients send connection requests, ACKs, and NAKs to a port number in this range.

See [Port Assignments](#) for more information about configuring ports.

<i>Scope:</i>	context
<i>Type:</i>	lbm_uint16_t
<i>Default value:</i>	14389
<i>Byte order:</i>	Host
<i>When Set:</i> to	Can only be set during object initialization.

20.1.6 transport_lbtru_port_high (receiver)

High port number to use for receiving LBT-RU data. All LBT-RU data for the topic will arrive on this range.

See [Port Assignments](#) for more information about configuring ports.

<i>Scope:</i>	receiver
<i>Type:</i>	lbm_uint16_t
<i>Default value:</i>	14379
<i>Byte order:</i>	Host
<i>When Set:</i> to	Can only be set during object initialization.

20.1.7 transport_lbtru_port_low (context)

Low unicast port number to assign to LBT-RU sources. Clients send connection requests, ACKs, and NAKs to a port number in this range.

See [Port Assignments](#) for more information about configuring ports.

<i>Scope:</i>	context
<i>Type:</i>	lbm_uint16_t
<i>Default value:</i>	14380
<i>Byte order:</i>	Host
<i>When Set:</i> to	Can only be set during object initialization.

20.1.8 transport_lbtru_port_low (receiver)

Low port number to use for receiving LBT-RU data. All LBT-RU data for the topic will arrive on this range.

See [Port Assignments](#) for more information about configuring ports.

<i>Scope:</i>	receiver
<i>Type:</i>	lbm_uint16_t
<i>Default value:</i>	14360
<i>Byte order:</i>	Host
<i>When to Set:</i>	Can only be set during object initialization.

Chapter 21

Transport LBT-RU Reliability Options

LBT-RU's reliability options closely model LBT-RM's. The descriptions and illustrations in [Transport LBT-RM Reliability Options](#) generally apply to LBT-RU, with appropriate option name changes.

21.1 Reference

21.1.1 transport_lbtru_ignore_interval (source)

The interval to ignore NAKs after a retransmission is sent. This option affects the transport session underlying the source rather than the source itself. The transport session uses the value from the first source created on the session and ignores subsequent sources. Refer to **Source Object** in the Ultra Messaging Concepts Guide for additional information.

<i>Scope:</i>	source
<i>Type:</i>	lbm_ulong_t
<i>Units:</i>	milliseconds
<i>Default value:</i>	500 (0.5 seconds)
<i>When Set:</i> to	Can only be set during object initialization.

21.1.2 transport_lbtru_nak_backoff_interval (receiver)

For LBT-RU sessions only. The maximum interval between transmissions of a single NAK. The actual value is randomized (to reduce self-similar behaviors) and is uniform on the range $[0.5 \cdot \text{interval}, 1.5 \cdot \text{interval}]$. This

option affects the transport session underlying the receiver rather than the receiver itself. The transport session uses the value from the first receiver created on the session and ignores subsequent receivers. Refer to **Receiver Object** in the Ultra Messaging Concepts Guide and [Interrelated Configuration Options](#) for additional information.

<i>Scope:</i>	receiver
<i>Type:</i>	lbm_ulong_t
<i>Units:</i>	milliseconds
<i>Default value:</i>	200 (0.2 seconds)
<i>When Set:</i>	Can only be set during object initialization.

21.1.3 transport_lbtru_nak_generation_interval (receiver)

For LBT-RU sessions only. The maximum time that a piece of data may be outstanding before the data is unrecoverably lost. Although the minimum valid value is 5 milliseconds, larger values are advisable. This option affects the transport session underlying the receiver rather than the receiver itself. The transport session uses the value from the first receiver created on the session and ignores subsequent receivers. Refer to **Receiver Object** in the Ultra Messaging Concepts Guide and [Interrelated Configuration Options](#) for additional information.

<i>Scope:</i>	receiver
<i>Type:</i>	lbm_ulong_t
<i>Units:</i>	milliseconds
<i>Default value:</i>	10000 (10 seconds)
<i>When Set:</i>	Can only be set during object initialization.

21.1.4 transport_lbtru_nak_initial_backoff_interval (receiver)

For LBT-RU sessions only. The interval between loss detection and transmission of the first NAK. The actual time the receiver will wait to NAK is random. The algorithm used to determine the time range is $(1/2 * \text{initial_backoff_interval} - 3/2 * \text{initial_backoff_interval})$. This can result in a wait interval longer than the specified value. A value of 0 indicates that the receiver should immediately send a NAK.

<i>Scope:</i>	receiver
<i>Type:</i>	lbm_ulong_t

<i>Units:</i>	milliseconds
<i>Default value:</i>	0 (disabled)
<i>When Set:</i>	to Can only be set during object initialization.

21.1.5 transport_lbtru_nak_suppress_interval (receiver)

For LBT-RU sessions only. The maximum interval to suppress sending NAKs after an NCF is received. This option affects the transport session underlying the receiver rather than the receiver itself. The transport session uses the value from the first receiver created on the session and ignores subsequent receivers. Refer to **Receiver Object** in the Ultra Messaging Concepts Guide for additional information.

<i>Scope:</i>	receiver
<i>Type:</i>	lbm_ulong_t
<i>Units:</i>	milliseconds
<i>Default value:</i>	1000 (1 second)
<i>When Set:</i>	to Can only be set during object initialization.

21.1.6 transport_lbtru_receiver_socket_buffer (context)

Value used to set SO_RCVBUF value of the LBT-RU receiver unicast socket (both sender and receiver sides). In some cases the OS will not allow all of this value to be used. See the section on [Socket Buffer Sizes](#) for platform-dependent information. See also our white paper [Topics in High Performance Messaging](#) for background and guidelines on UDP buffer sizing.

<i>Scope:</i>	context
<i>Type:</i>	lbm_ulong_t
<i>Units:</i>	bytes
<i>Default value:</i>	8388608 (8MB)
<i>When Set:</i>	to Can only be set during object initialization.

21.1.7 transport_lbtru_source_socket_buffer (context)

Value used to set SO_SNDBUF value of the LBT-RU send multicast socket. In some cases the OS will not allow all of this value to be used. See the section on [Socket Buffer Sizes](#) for platform-dependent information. A value of 0 instructs UM to use the OS default.

<i>Scope:</i>	context
<i>Type:</i>	lbm_ulong_t
<i>Units:</i>	bytes
<i>Default value:</i>	1048576 (1MB)
<i>When Set:</i> to	Can only be set during object initialization.

21.1.8 transport_lbtru_transmission_window_limit (source)

Caps the total amount of memory that a transmission window uses, which includes data and overhead. For example, if the [transport_lbtru_transmission_window_size \(source\)](#) is 24 MB (default) and the source sends 20 byte messages with the "flush" flag, the actual amount of memory used can approximate 300 MB. The default value of this option does not limit the transmission window.

<i>Scope:</i>	source
<i>Type:</i>	size_t
<i>Units:</i>	bytes
<i>Default value:</i>	0 (zero)
<i>When Set:</i> to	Can only be set during object initialization.

21.1.9 transport_lbtru_transmission_window_size (source)

The maximum amount of buffered data that the LBT-RU source is allowed to retain for retransmissions. The minimum valid value is 65536 bytes. This option affects the transport session underlying the source rather than the source itself. The transport session uses the value from the first source created on the session and ignores subsequent sources. Refer to **Source Object** in the Ultra Messaging Concepts Guide for additional information.

<i>Scope:</i>	source
<i>Type:</i>	size_t
<i>Units:</i>	bytes
<i>Default value:</i>	25165824 (24 MB)
<i>When Set:</i> to	Can only be set during object initialization.

Chapter 22

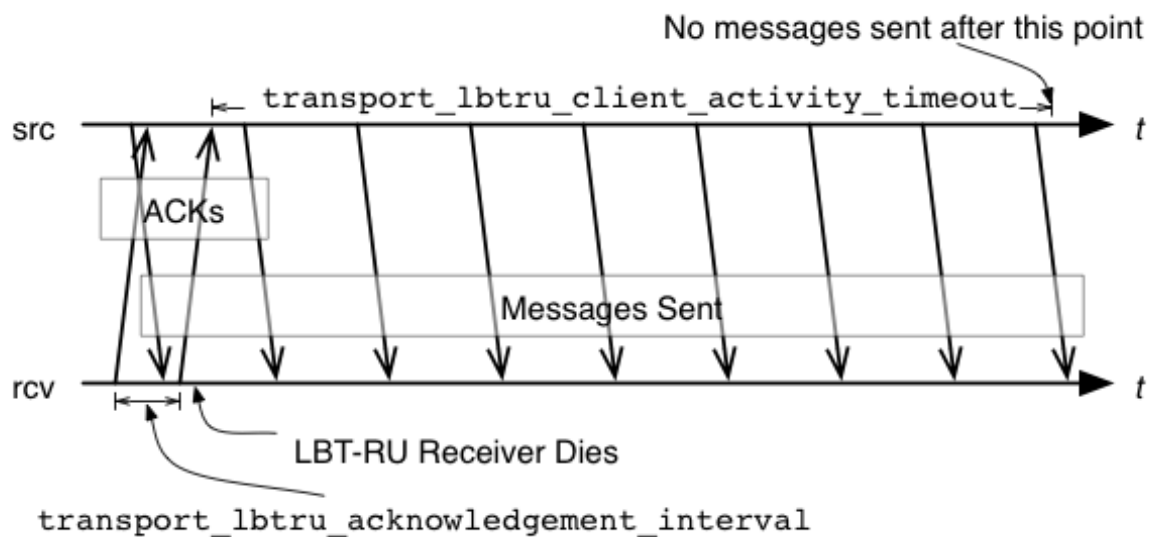
Transport LBT-RU Operation Options

LBT-RU's operational options closely model LBT-RM's. The descriptions and illustrations in [Transport LBT-RM Operation Options](#) generally apply to LBT-RU, with appropriate option name changes.

The following options are present for LBT-RU but not LBT-RM:

- [transport_lbtru_client_map_size](#) (source)
- [transport_lbtru_connect_interval](#) (receiver)
- [transport_lbtru_acknowledgement_interval](#) (receiver)
- [transport_lbtru_client_activity_timeout](#) (source)

The image below illustrates the timing of the latter two LBT-RU unique options:



22.1 Reference

22.1.1 transport_lbtru_acknowledgement_interval (receiver)

For LBT-RU session only. The interval between sending acknowledgements. Each client continually sends acknowledgements to let the source know that the client is still alive. This option affects the transport session underlying the receiver rather than the receiver itself. The transport session uses the value from the first receiver created on the session and ignores subsequent receivers. Refer to **Receiver Object** in the Ultra Messaging Concepts Guide for additional information.

<i>Scope:</i>	receiver
<i>Type:</i>	lbm_ulong_t
<i>Units:</i>	milliseconds
<i>Default value:</i>	500 (0.5 seconds)
<i>When Set:</i> to	Can only be set during object initialization.

22.1.2 transport_lbtru_activity_timeout (receiver)

For LBT-RU sessions only. The maximum time that an LBT-RU session may be quiescent before it is deleted and an EOS event is delivered for all topics using this transport session. This option affects the transport session underlying the receiver rather than the receiver itself. The transport session uses the value from the first receiver created on the session and ignores subsequent receivers. Refer to **Receiver Object** in the Ultra Messaging Concepts Guide for additional information.

<i>Scope:</i>	receiver
<i>Type:</i>	lbm_ulong_t
<i>Units:</i>	milliseconds
<i>Default value:</i>	60000 (60 seconds)
<i>When Set:</i> to	Can only be set during object initialization.

22.1.3 transport_lbtru_client_activity_timeout (source)

The maximum time that an LBT-RU client may be quiescent, i.e. not sending ACKs, before the sender assumes that it is dead and stops sending to it. This option affects the transport session underlying the source rather than the source itself. The transport session uses the value from the first source created on the session and ignores subsequent sources. Refer to **Source Object** in the Ultra Messaging Concepts Guide for additional information.

<i>Scope:</i>	source
<i>Type:</i>	lbm_ulong_t
<i>Units:</i>	milliseconds
<i>Default value:</i>	10000 (10 seconds)
<i>When Set:</i>	to Can only be set during object initialization.

22.1.4 transport_lbtru_client_map_size (source)

The size of the hash table used to store client information and state. This option affects the transport session underlying the source rather than the source itself. The transport session uses the value from the first source created on the session and ignores subsequent sources. Refer to **Source Object** in the Ultra Messaging Concepts Guide for additional information.

<i>Scope:</i>	source
<i>Type:</i>	size_t
<i>Units:</i>	table entries
<i>Default value:</i>	7
<i>When Set:</i>	to Can only be set during object initialization.

22.1.5 transport_lbtru_coalesce_threshold (source)

UM passes implicitly batched messages to the Operating System `sendmsg()` as a set unless the size of the set exceeds the coalescing threshold at which point the messages are coalesced and passed to the O/S as one copy. This option accommodates the different number of `iovecs` supported by different O/Ss. Tuning this option balances the efficiency of less `iovecs` handled by the OS vs. the expense of an additional copy operation of the messages before sending. The default value is also the maximum allowable value for Solaris, AIX and HP/UX. For Linux and Microsoft Windows and Darwin, the maximum allowable value is 1023. These maximum allowable values are one less than what the O/S provides. This option affects the transport session underlying the source rather than the source itself. The transport session uses the value from the first source created on the session and ignores subsequent sources. Refer to **Source Object** in the Ultra Messaging Concepts Guide for additional information.

<i>Scope:</i>	source
<i>Type:</i>	int

<i>Units:</i>	number of messages
<i>Default value:</i>	15
<i>When Set:</i>	to Can only be set during object initialization.

22.1.6 transport_lbtru_connect_interval (receiver)

For LBT-RU session only. The interval between sending connection requests. This option affects the transport session underlying the receiver rather than the receiver itself. The transport session uses the value from the first receiver created on the session and ignores subsequent receivers. Refer to **Receiver Object** in the Ultra Messaging Concepts Guide for additional information.

<i>Scope:</i>	receiver
<i>Type:</i>	lbm_ulong_t
<i>Units:</i>	milliseconds
<i>Default value:</i>	100 (0.1 seconds)
<i>When Set:</i>	to Can only be set during object initialization.

22.1.7 transport_lbtru_data_rate_limit (context)

Maximum aggregate transmission rate of all LBT-RU sessions original data for this particular context. Refer to **Rate Controls** in the Ultra Messaging Concepts Guide for additional information about the UM rate limiting algorithm.

Note: For backwards compatibility with earlier versions, the **lbm_context_attr_setopt()** function will accept both 32 and 64 bit values for this option. Note however that a 32-bit value can only specify a rate limit a little larger than 4 Gbps.

<i>Scope:</i>	context
<i>Type:</i>	lbm_uint64_t
<i>Units:</i>	bits per second
<i>Default value:</i>	10000000 (10 Mbps)
<i>When Set:</i>	to Can only be set during object initialization.

22.1.8 transport_lbtru_datagram_max_size (context)

The maximum datagram size that can be generated for a LBT-RU transport session. The default value is 8192, the minimum is 500 bytes, and the maximum is 65535.

Note

It is recommended that all UM applications and components (including the DRO and Persistent Store) share the same maximum datagram size setting. Received datagrams that are longer than the configured maximum are silently dropped. Be aware that in a UM network that is routed with DROs, the originating source might use a different transport type than a final proxy source, but datagrams are routed in their original size. If this sort of transport type conversion is being done, the maximum datagram sizes of all involved transports must be the same.

<i>Scope:</i>	context
<i>Type:</i>	lbm_uint_t
<i>Units:</i>	bytes
<i>Default value:</i>	8192
<i>When Set:</i>	Can only be set during object initialization.
<i>Version:</i>	This option was implemented in LBM 4.1/UME 3.1/UMQ 1.1

22.1.9 transport_lbtru_maximum_connect_attempts (receiver)

The maximum number of connect attempts to make before this transport session is deleted and an EOS event is delivered for all topics using this transport session. This option affects the transport session underlying the receiver rather than the receiver itself. The transport session uses the value from the first receiver created on the session and ignores subsequent receivers. Refer to **Receiver Object** in the Ultra Messaging Concepts Guide for additional information.

<i>Scope:</i>	receiver
<i>Type:</i>	lbm_ulong_t
<i>Default value:</i>	600
<i>When Set:</i>	Can only be set during object initialization.

22.1.10 transport_lbtru_rate_interval (context)

Period that LBT-RU rate limiter runs. Reducing period reduces burst intensity, but also increases CPU load. Refer to **Rate Controls** in the Ultra Messaging Concepts Guide for additional information about the UM rate limiting algorithm.

<i>Scope:</i>	context
<i>Type:</i>	lbm_ulong_t
<i>Units:</i>	milliseconds
<i>Default value:</i>	100
<i>When Set:</i> to	Can only be set during object initialization.

String value	Integer value	Description
"10"	10	LBT-RU rate limiter runs every 10 milliseconds.
"20"	20	LBT-RU rate limiter runs every 20 milliseconds.
"50"	50	LBT-RU rate limiter runs every 50 milliseconds.
"100"	100	LBT-RU rate limiter runs every 100 milliseconds. Default for all.

22.1.11 transport_lbtru_retransmit_rate_limit (context)

Maximum aggregate transmission rate of all LBT-RU sessions retransmissions for this particular context. This should always be less than the value used for original data. Refer to **Rate Controls** in the Ultra Messaging Concepts Guide for additional information about the UM rate limiting algorithm.

Note: For backwards compatibility with earlier versions, the **lbm_context_attr_setopt()** function will accept both 32 and 64 bit values for this option. Note however that a 32-bit value can only specify a rate limit a little larger than 4 Gbps.

<i>Scope:</i>	context
<i>Type:</i>	lbm_uint64_t
<i>Units:</i>	bits per second
<i>Default value:</i>	5000000 (5 Mbps)
<i>When Set:</i> to	Can only be set during object initialization.

22.1.12 transport_lbtru_sm_maximum_interval (source)

The maximum interval between LBT-RU session messages. In lieu of data being sent, LBT-RU sends session messages to each client to inform them of sequence numbers and to let receivers know that the sender is still transmitting. This option affects the transport session underlying the source rather than the source itself. The transport session uses the value from the first source created on the session and ignores subsequent sources. Refer to **Source Object** in the Ultra Messaging Concepts Guide for additional information.

<i>Scope:</i>	source
<i>Type:</i>	lbm_ulong_t
<i>Units:</i>	milliseconds
<i>Default value:</i>	10000 (10 seconds)
<i>When Set:</i> to	Can only be set during object initialization.

22.1.13 transport_lbtru_sm_minimum_interval (source)

The minimum interval between LBT-RU session messages. In lieu of data being sent, LBT-RU sends session messages to each client to inform them of sequence numbers and to let receivers know that the sender is still transmitting. This option affects the transport session underlying the source rather than the source itself. The transport session uses the value from the first source created on the session and ignores subsequent sources. Refer to **Source Object** in the Ultra Messaging Concepts Guide for additional information.

<i>Scope:</i>	source
<i>Type:</i>	lbm_ulong_t
<i>Units:</i>	milliseconds
<i>Default value:</i>	200 (0.2 seconds)
<i>When Set:</i> to	Can only be set during object initialization.

22.1.14 transport_lbtru_use_session_id (source)

Control whether a session ID is used for LBT-RU Transport sessions. This option should be set to 0 if a version 3.3 (and beyond) LBT-RU source must interoperate with a version pre-3.3 receiver.

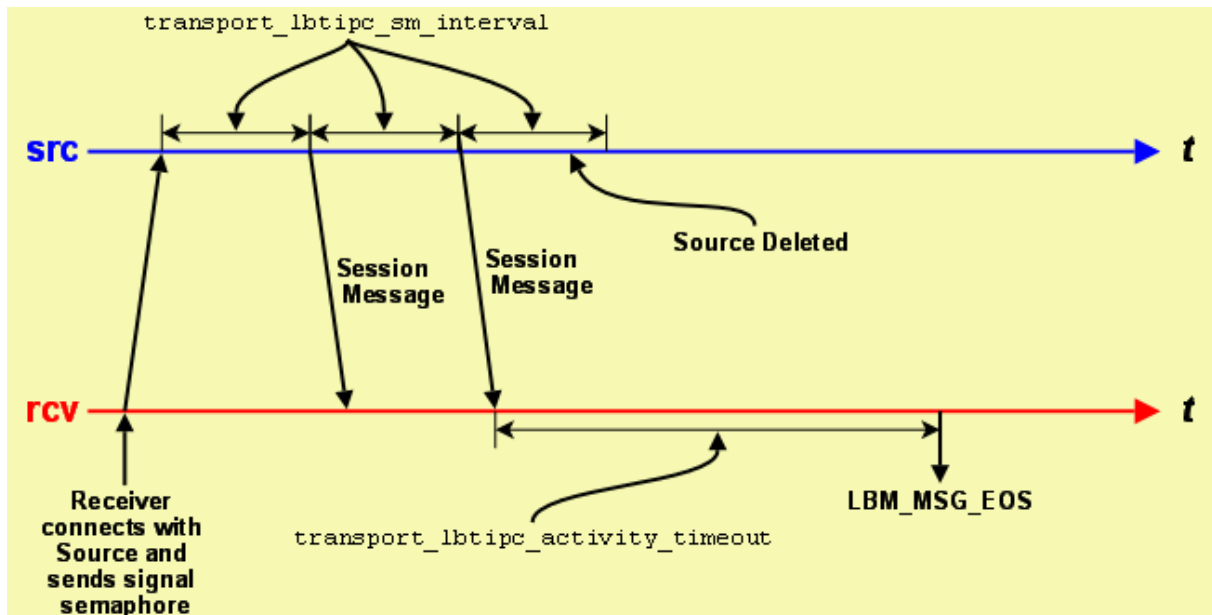
<i>Scope:</i>	source
<i>Type:</i>	int
<i>When Set:</i>	Can only be set during object initialization.
<i>Version:</i>	This option was implemented in UM 3.3

Value	Description
1	Indicates the application desires LBT-RU to use a session ID. Default for all.
0	Indicates the application does not desire LBT-RU to use a session ID. For use when version pre-3.3 receivers must be used with TCP sources that are version 3.3 and beyond.

Chapter 23

Transport LBT-IPC Operation Options

The image below illustrates the timing of an LBT-IPC transport session.



The Source Session Message mechanism enables the receiver to detect when a source goes away and works similarly to LBT-RU. It operates independently of message writes/reads in the Shared Memory Area.

23.1 Reference

23.1.1 `transport_lbtipc_activity_timeout` (receiver)

The maximum period of inactivity (lack of session messages) from an IPC source before the UM delivers an EOS event for all topics using the transport session. Refer to **Receiver Object** in the Ultra Messaging Concepts Guide and [Interrelated Configuration Options](#) for additional information.

<i>Scope:</i>	receiver
<i>Type:</i>	lbm_ulong_t
<i>Units:</i>	milliseconds
<i>Default value:</i>	60,000 (60 seconds)
<i>When Set:</i>	Can only be set during object initialization.
<i>Version:</i>	This option was implemented in LBM 3.5ea2/UME 2.2ea1

23.1.2 transport_lbtipc_behavior (source)

Desired flow control behavior when multiple receivers have joined the same LBT-IPC transport session. See also **Transport LBT-IPC** in the Ultra Messaging Concepts Guide. This option affects the transport session underlying the source rather than the source itself. The transport session uses the value from the first source created on the session and ignores subsequent sources. Refer to **Source Object** in the Ultra Messaging Concepts Guide for additional information.

<i>Scope:</i>	source
<i>Type:</i>	lbm_ushort_t
<i>When Set:</i>	Can only be set during object initialization.
<i>Version:</i>	This option was implemented in LBM 4.0

String value	Integer value	Description
"source_paced"	LBM_SRC_TOPIC_ATTR_LBTIPC_BEHAVIOR_SOURCE_PACED	Your application writes as fast as it can to the LBT-IPC shared memory area. Slower receivers can experience loss. A source does not consider if any receivers have successfully read a message before it reclaims it. Default for all.
"receiver_paced"	LBM_SRC_TOPIC_ATTR_LBTIPC_BEHAVIOR_RECEIVER_PACED	Your application writes to the LBT-IPC shared memory area only as fast as the slowest receiver consumes data. A source will not reclaim a message until all receivers have successfully read the message. This slows down all receiver on the LBT-IPC transport session.

23.1.3 transport_lbtipc_datagram_max_size (context)

The maximum datagram size that can be generated for a LBT-IPC transport session. The default value is 65535, the minimum is 500 bytes, and the maximum is 65535.

Note

It is recommended that all UM applications and components (including the DRO and Persistent Store) share the same maximum datagram size setting. Received datagrams that are longer than the configured maximum are silently dropped. Be aware that in a UM network that is routed with DROs, the originating source might use a different transport type than a final proxy source, but datagrams are routed in their original size. If this sort of transport type conversion is being done, the maximum datagram sizes of all involved transports must be the same.

<i>Scope:</i>	context
<i>Type:</i>	lbm_uint_t
<i>Units:</i>	bytes
<i>Default value:</i>	65535
<i>When Set:</i>	Can only be set during object initialization.
<i>Version:</i>	This option was implemented in LBM 4.1/UME 3.1/UMQ 1.1

23.1.4 transport_lbtipc_id (source)

The preferred Transport ID for a specific source's LBT-IPC session. If 0, the UM context attempts to find one in the given Transport ID range of [transport_lbtipc_id_low \(context\)](#) and [transport_lbtipc_id_high \(context\)](#). Refer to **Source Object** in the Ultra Messaging Concepts Guide for additional information.

<i>Scope:</i>	source
<i>Type:</i>	lbm_uint16_t
<i>Default value:</i>	0 (use open port)
<i>When Set:</i>	Can only be set during object initialization.
<i>Version:</i>	This option was implemented in LBM 3.5ea2/UME 2.2ea1

23.1.5 transport_lbtipc_id_high (context)

Highest transport ID of the range of available LBT-IPC Transport IDs.

<i>Scope:</i>	context
<i>Type:</i>	lbm_uint16_t
<i>Default value:</i>	20,005
<i>When Set:</i>	Can only be set during object initialization.
<i>Version:</i>	This option was implemented in LBM 3.5ea2/UME 2.2ea1

23.1.6 transport_lbtipc_id_low (context)

Lowest transport ID of the range of available LBT-IPC Transport IDs.

<i>Scope:</i>	context
<i>Type:</i>	lbm_uint16_t
<i>Default value:</i>	20,001
<i>When Set:</i>	Can only be set during object initialization.
<i>Version:</i>	This option was implemented in LBM 3.5ea2/UME 2.2ea1

23.1.7 transport_lbtipc_maximum_receivers_per_transport (source)

The maximum number of receiving contexts that can join an IPC transport session. Once a receiving context joins an IPC transport session, it can receive messages on multiple topics. Increasing this value increases the amount of shared memory allocated per transport session by a negligible amount.

<i>Scope:</i>	source
<i>Type:</i>	lbm_ushort_t

<i>Default value:</i>	20
<i>When Set:</i> to	Can only be set during object initialization.
<i>Version:</i>	This option was implemented in LBM 4.0

23.1.8 transport_lbtipc_pend_behavior_linger_loop_count (context)

When using pend as the LBTIPC receiver thread behavior, the receiver loop can linger in a temporary busy wait behavior before pending again. At high sustained rates or during short bursts of data, this can result in a significant reduction in the number of kernel calls if more data arrives relatively quickly. Once the burst subsides, the CPU utilization drops again since the receiver would be pending. The default value of 1 results in legacy pend behavior. If the value is set large, significant CPU will be consumed.

<i>Scope:</i>	context
<i>Type:</i>	lbm_ulong_t
<i>Default value:</i>	1
<i>When Set:</i> to	Can only be set during object initialization.
<i>Version:</i>	This option was implemented in UM 6.10

23.1.9 transport_lbtipc_receiver_operational_mode (context)

The mode in which UM operates to process LBT-IPC messages. See also **Embedded Mode** in the Ultra Messaging Concepts Guide for additional information.

<i>Scope:</i>	context
<i>Type:</i>	int
<i>When Set:</i> to	Can only be set during object initialization.

String value	Integer value	Description
"embedded"	LBM_CTX_ATTR_OP_EMBEDDED	UM spawns a thread to process received LBT-IPC messages. Default for all.
"sequential"	LBM_CTX_ATTR_OP_SEQUENTIAL	Your application must call lbm_context_↔process_lbtipc_messages() to process received LBT-IPC messages. If you also set the context's operational_mode option to sequential, your application must donate an additional thread to service the lbm_context_process_events() calls. Note: You can use sequential mode with the C API, but not with the Java API or .NET API. The Java and .NET APIs do not provide an equivalent lbm_context_process_lbtipc_messages() API for LBT-IPC.

23.1.10 transport_lbtipc_receiver_thread_behavior (context)

Receiver behavior for monitoring the signaling semaphore set by the IPC source when it writes new data to the shared memory area.

<i>Scope:</i>	context
<i>Type:</i>	int
<i>When to Set:</i>	Can only be set during object initialization.
<i>Version:</i>	This option was implemented in LBM 3.5ea2/UME 2.2ea1

String value	Integer value	Description
"pend"	LBM_CTX_ATTR_IPC_RCV_THREAD_↔PEND	Receiver waits (sleep) for notification from OS that IPC source has updated the signaling semaphore. This option is best when the IPC source frequently writes new data to the shared area. Default for all.
"busy_wait"	LBM_CTX_ATTR_IPC_RCV_THREAD_↔BUSY_WAIT	Provides the lowest latency as the receiver monopolizes the CPU core looking for an incremented semaphore. This option works best for infrequent or sporadic message delivery from the IPC source, but involves a CPU cost.

23.1.11 transport_lbtipc_sm_interval (source)

Time period between sessions message sent from source to receivers. Refer to **Source Object** in the Ultra Messaging Concepts Guide and [Interrelated Configuration Options](#) for additional information.

<i>Scope:</i>	source
<i>Type:</i>	lbm_ulong_t
<i>Units:</i>	milliseconds
<i>Default value:</i>	10,000 (10 seconds)
<i>When Set:</i>	Can only be set during object initialization.
<i>Version:</i>	This option was implemented in LBM 3.5ea2/UME 2.2ea1

23.1.12 transport_lbtipc_transmission_window_size (source)

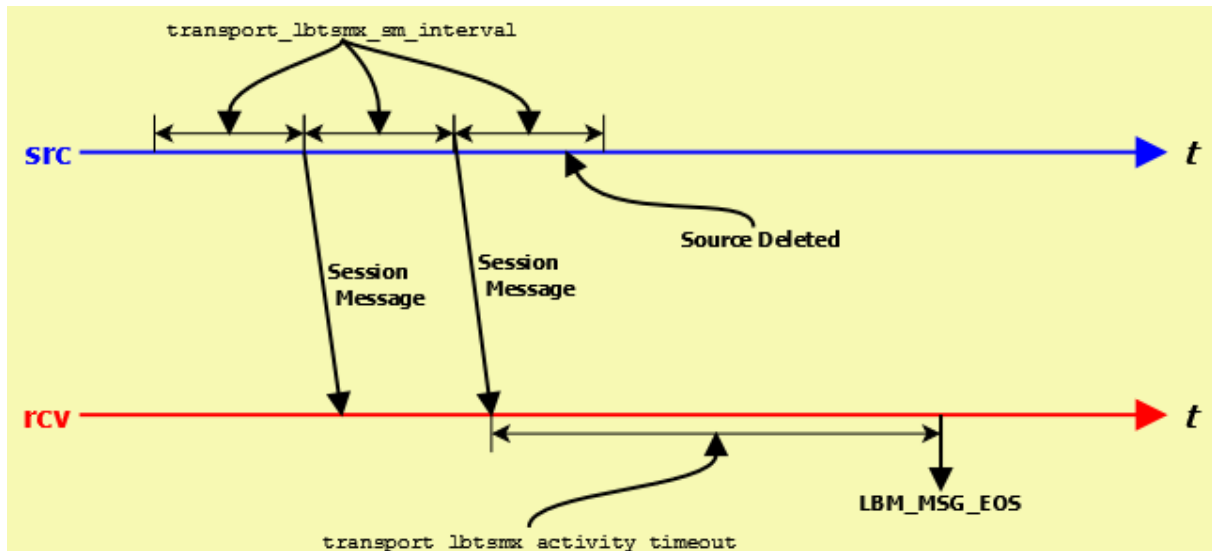
Size of an LBT-IPC transport's shared memory area. This value may vary across platforms. The actual size of the shared memory area equals the value you specify for this option plus about 64 KB for header information. The minimum value for this option is 65,536. Refer to **Source Object** in the Ultra Messaging Concepts Guide for additional information.

<i>Scope:</i>	source
<i>Type:</i>	size_t
<i>Units:</i>	bytes
<i>Default value:</i>	25165824 (24 MB)
<i>When Set:</i>	Can only be set during object initialization.
<i>Version:</i>	This option was implemented in LBM 3.5ea2/UME 2.2ea1

Chapter 24

Transport LBT-SMX Operation Options

The image below illustrates the timing of an LBT-SMX transport session.



The Source Session Message mechanism enables the receiver to detect when a source goes away and works similarly to LBT-RU. It operates independently of message writes/reads in the Shared Memory Area.

24.1 Reference

24.1.1 transport_lbtsmx_activity_timeout (receiver)

The maximum period of inactivity (lack of updates to the source's shared activity counter) from an SMX source before UM delivers an EOS event for all topics using the transport session. You should configure this option to a value greater than the source's `transport_lbtsmx_sm_interval` so receivers do not erroneously report a source as inactive.

<i>Scope:</i>	receiver
<i>Type:</i>	lbm_ulong_t
<i>Units:</i>	milliseconds
<i>Default value:</i>	60,000 (60 seconds)
<i>When Set:</i>	Can only be set during object initialization.
<i>Version:</i>	This option was implemented in UM 6.1

24.1.2 transport_lbtsmx_datagram_max_size (source)

The maximum datagram size that can be sent for an LBT-SMX transport session. This value includes 16 bytes of header information per message, plus an additional 24 bytes of reserved space for compatibility with other egress transports when re-sending SMX messages through a UM Dynamic Router. Therefore, the largest usable message size for the default setting of 8192 bytes would be 8176 bytes (8192 - 16 - 24). The minimum is 32 bytes. The maximum size is limited by available memory.

This option imposes a hard limit on message size because the LBT-SMX transport does not support datagram fragmentation or reassembly. Unlike other transports that do support fragmentation, attempts to send messages larger than the datagram size configured by this option fail.

The minimum value for this option is 32 bytes. Unlike other transports, there is no hard-coded maximum value; the maximum is limited only by the amount of memory available.

Note: The source's configured [transport_lbtsmx_transmission_window_size \(source\)](#) must be at least twice as large as the source's configured `transport_lbtsmx_datagram_max_size`. If the transmission window has not been configured to be large enough to hold at least two maximum-sized SMX datagrams, then a warning will be issued and the source's `transport_lbtsmx_transmission_window_size` option will be automatically adjusted upwards to the nearest power-of-2 size in bytes that can fit at least two maximum-sized datagrams.

Note

It is recommended that all UM applications and components (including the DRO and Persistent Store) share the same maximum datagram size setting. Received datagrams that are longer than the configured maximum are silently dropped. Be aware that in a UM network that is routed with DROs, the originating source might use a different transport type than a final proxy source, but datagrams are routed in their original size. If this sort of transport type conversion is being done, the maximum datagram sizes of all involved transports must be the same.

<i>Scope:</i>	source
<i>Type:</i>	lbm_uint_t
<i>Units:</i>	bytes

<i>Default value:</i>	8192
<i>When Set:</i> to	Can only be set during object initialization.
<i>Version:</i>	This option was implemented in UM 6.1

24.1.3 transport_lbtsmx_id (source)

The preferred Transport ID for a specific source's LBT-SMX session. To use this option, configure a non-zero value. For the default value of 0 (zero), the UM context selects the next available Transport ID in the Transport ID range of [transport_lbtsmx_id_low \(context\)](#) and [transport_lbtsmx_id_high \(context\)](#). Refer to **Source Object** in the Ultra Messaging Concepts Guide for additional information.

<i>Scope:</i>	source
<i>Type:</i>	lbm_uint16_t
<i>Default value:</i>	0
<i>When Set:</i> to	Can only be set during object initialization.
<i>Version:</i>	This option was implemented in UM 6.1

24.1.4 transport_lbtsmx_id_high (context)

Highest transport ID in the range of available LBT-SMX Transport IDs.

<i>Scope:</i>	context
<i>Type:</i>	lbm_uint16_t
<i>Default value:</i>	30,005
<i>When Set:</i> to	Can only be set during object initialization.
<i>Version:</i>	This option was implemented in UM 6.1

24.1.5 transport_lbtsmx_id_low (context)

Lowest transport ID in the range of available LBT-SMX Transport IDs.

<i>Scope:</i>	context
<i>Type:</i>	lbm_uint16_t
<i>Default value:</i>	30,001
<i>When Set:</i>	Can only be set during object initialization.
<i>Version:</i>	This option was implemented in UM 6.1

24.1.6 transport_lbtsmx_maximum_receivers_per_transport (source)

The maximum number of receiving contexts that can join an SMX transport session. Once a receiving context joins an SMX transport session, it can receive messages on multiple topics. Increasing this value increases the amount of shared memory allocated per transport session by a negligible amount.

<i>Scope:</i>	source
<i>Type:</i>	lbm_ushort_t
<i>Default value:</i>	64
<i>When Set:</i>	Can only be set during object initialization.
<i>Version:</i>	This option was implemented in UM 6.1

24.1.7 transport_lbtsmx_message_statistics_enabled (context)

Controls whether or not UM records LBT-SMX transport statistics, which adds a small but measurable amount of latency.

<i>Scope:</i>	context
<i>Type:</i>	int
<i>Default value:</i>	0
<i>When Set:</i>	Can only be set during object initialization.

<i>Version:</i>	This option was implemented in UM 6.1
-----------------	---------------------------------------

Value	Description
1	UM records source and receiver LBT-SMX transport statistics.
0	UM does not record source and receiver LBT-SMX transport statistics. Default for all.

24.1.8 transport_lbtsmx_sm_interval (source)

Time period between updates to an LBT-SMX source's shared activity counter, which enables connected receivers to determine the source's liveness. You should configure this option to a value less than the receivers' corresponding [transport_lbtsmx_activity_timeout \(receiver\)](#) setting so receivers do not time out sources too early.

Refer to **Source Object** in the Ultra Messaging Concepts Guide for additional information.

<i>Scope:</i>	source
<i>Type:</i>	lbm_ulong_t
<i>Units:</i>	milliseconds
<i>Default value:</i>	10,000 (10 seconds)
<i>When Set:</i>	Can only be set during object initialization.
<i>Version:</i>	This option was implemented in UM 6.1

24.1.9 transport_lbtsmx_transmission_window_size (source)

Size of an LBT-SMX transport's shared memory area, which must be a power of two and be twice as large as the source's [transport_lbtsmx_datagram_max_size \(source\)](#). If you configure a value that is not a power of 2 or is less than twice the size of the maximum datagram size, UM issues a warning log message and automatically rounds up the value of this option to the next power of 2 window size that can fit at least two maximum-sized datagrams. The minimum value for this option is 64 bytes.

Refer to **Source Object** in the Ultra Messaging Concepts Guide for additional information.

<i>Scope:</i>	source
<i>Type:</i>	size_t
<i>Units:</i>	bytes
<i>Default value:</i>	131072 (128 KB)
<i>When Set:</i>	Can only be set during object initialization.
<i>Version:</i>	This option was implemented in UM 6.1

Chapter 25

Transport Acceleration Options

Transport acceleration options enable kernel-bypass acceleration in conjunction with the following vendor solutions:

- Myricom® Datagram Bypass Layer (DBL™)
- Solarflare® Onload
- Mellanox® 10-Gigabit Ethernet or InfiniBand hardware

25.1 Myricom® Datagram Bypass Layer (DBL™)

DBL is a kernel-bypass technology that accelerates sending and receiving UDP traffic and operates with DBL-enabled Myricom 10-Gigabit Ethernet adapter cards for Linux and Microsoft® Windows.

DBL does not support fragmentation and reassembly, so do not send messages larger than the MTU size configured on the DBL interface.

DBL acceleration is compatible with the following Ultra Messaging transport types:

- LBT-RM (UDP-based reliable multicast)
- LBT-RU (UDP-based reliable unicast)
- Multicast Immediate Messaging
- Multicast Topic Resolution

To use DBL Transport Acceleration, perform the following steps:

1. Install the Myricom 10-Gigabit Ethernet NIC.
2. Install the DBL shared library.
3. Update your search path to include the location of the DBL shared library.
4. Set option `transport_*_datagram_max_size` and option `resolver_datagram_max_size (context)` to a value of no more than 28 bytes smaller than the Myricom interface's configured MTU size.

25.2 Reference

25.2.1 dbf_lbtrm_acceleration (context)

Flag indicating if DBL acceleration is enabled for LBT-RM transports.

<i>Scope:</i>	context
<i>Type:</i>	int
<i>When Set:</i>	Can only be set during object initialization.
<i>Version:</i>	This option was implemented in LBM 4.0.

Value	Description
1	DBL acceleration is enabled for LBT-RM.
0	DBL acceleration is not enabled for LBT-RM. Default for all.

25.2.2 dbf_lbtru_acceleration (context)

Flag indicating if DBL acceleration is enabled for LBT-RU transports.

<i>Scope:</i>	context
<i>Type:</i>	int
<i>When Set:</i>	Can only be set during object initialization.
<i>Version:</i>	This option was implemented in LBM 4.0.

Value	Description
1	DBL acceleration is enabled for LBT-RU.
0	DBL acceleration is not enabled for LBT-RU. Default for all.

25.2.3 dbl_mim_acceleration (context)

Flag indicating if DBL acceleration is enabled for multicast immediate messaging (MIM).

<i>Scope:</i>	context
<i>Type:</i>	int
<i>When Set:</i>	Can only be set during object initialization.
<i>Version:</i>	This option was implemented in LBM 4.0.

Value	Description
1	DBL acceleration is enabled for MIM.
0	DBL acceleration is not enabled for MIM. Default for all.

25.2.4 dbl_resolver_acceleration (context)

Flag indicating if DBL acceleration is enabled for topic resolution.

<i>Scope:</i>	context
<i>Type:</i>	int
<i>When Set:</i>	Can only be set during object initialization.
<i>Version:</i>	This option was implemented in LBM 4.0.

Value	Description
1	DBL acceleration is enabled for topic resolution.
0	DBL acceleration is not enabled for topic resolution. Default for all.

25.3 Solarflare® Onload

Solarflare Onload is a kernel-bypass technology that accelerates message traffic and operates with Solarflare 10↵ GbE Ethernet NICs.

Note

Onload does not support fragmentation and reassembly, so do not send messages larger than the MTU size configured on the Solarflare interface.

Warning

Onload does not support both accelerated and non-accelerated processes subscribing to the same multicast group on the same host. An attempt to do so will result in the non-accelerated process becoming "deaf" to the shared multicast group. See "Onload User Guide", chapter 9.11 *"Multicast Operation and Stack Sharing"*, sub-section *"Multicast Receive - Onload Stack and Kernel Stack"*.

Ultra Messaging loads the Onload library dynamically during Ultra Messaging initialization on the following Ultra Messaging platforms:

- Linux-glibc-2.3-i686
- Linux-glibc-2.3-x86_64 Linux-glibc-2.5-x86_64

Onload default behavior accelerates all sockets. You can access the Onload `onload_set_stackname` API extension to select the sockets you want to accelerate by using UM configuration options. Selecting sockets with a stackname lets you accelerate data transmission sockets and not sockets for control messages, topic resolution, or responses.

You can select a stackname with the configuration options `onload_acceleration_stack_name (receiver)` and `onload_↵_acceleration_stack_name (source)` for the following Ultra Messaging transport types:

- LBT-RM (UDP-based reliable multicast)
- LBT-RU (UDP-based reliable unicast)
- TCP

Note

If you set the `LBM_SUPPRESS_ONLOAD` environment variable to any value, Ultra Messaging does not dynamically load the Onload library at runtime. In this case, you cannot use the `onload_acceleration_stack_↵_name` options.

If you use the `onload_set_stackname` API directly for any other accelerated sockets, note that after Ultra Messaging accelerates a transport socket, Ultra Messaging resets the stackname to the default for all threads by calling:

```
onload_set_stackname(ONLOAD_ALL_THREADS, ONLOAD_SCOPE_NOCHANGE, "");
```

Ultra Messaging resets the stackname during source creation and when a receiver matched topic opens a transport session.

To enable Onload socket acceleration for selected transports, perform the following steps:

1. Install Onload.
2. Set the Onload environment variable `EF_DONT_ACCELERATE = 1` to disable Onload default behavior.
3. To enable acceleration for all applications in an environment, export the following environment variable:
`export LD_PRELOAD=libonload.so`
4. To enable acceleration on a per-application basis, start the application as in the following example:
`onload <app_name> [app_options]`
5. Set UM configuration option [onload_acceleration_stack_name \(source\)](#) according to the thread the source uses.
Note: Disable batching to ensure that it is the application thread that sends the data out.
6. Set UM configuration option [onload_acceleration_stack_name \(receiver\)](#) according to the thread the receiver uses.
Note: Receiver transports might not share the same thread if MTT is enabled.
7. Set option `transport_*_datagram_max_size` and option [resolver_datagram_max_size \(context\)](#) to a value of no more than 28 bytes smaller than the Solarflare interface's configured MTU size.

For detailed information about onload stack names, refer to the Solarflare® Onload User Guide.

25.4 Reference

25.4.1 onload_acceleration_stack_name (receiver)

The stackname to use when creating an OpenOnload transport data socket. The stackname must be eight characters or less. Because this is a transport setting, the first receiver applies its configuration option setting, and other receivers that join the transport inherit the setting of the first source. To disable the stackname, set this option to NULL, which must be all uppercase.

Note: Use of this option requires Solarflare OpenOnload and applies to LBT-RM, LBT-RU, and TCP transports.

<i>Scope:</i>	receiver
<i>Type:</i>	string
<i>Default value:</i>	NULL
<i>When Set:</i>	Can only be set during object initialization.
<i>Version:</i>	This option was implemented in UM 6.5.

25.4.2 onload_acceleration_stack_name (source)

The stackname to use when creating an OpenOnload transport data socket. The stackname must be eight characters or less. Because this is a transport setting, the first source applies its configuration option setting, and other sources that join the transport inherit the setting of the first source. To disable the stackname, set this option to NULL, which must be all uppercase.

Note: Use of this option requires Solarflare OpenOnload and applies to LBT-RM, LBT-RU, and TCP transports.

<i>Scope:</i>	source
<i>Type:</i>	string
<i>Default value:</i>	NULL
<i>When Set:</i>	Can only be set during object initialization.
<i>Version:</i>	This option was implemented in UM 6.5.

25.5 UD Acceleration for Mellanox® Hardware Interfaces

UD (Unreliable Datagram) acceleration is a kernel-bypass technology that accelerates sending and receiving UDP traffic and operates with Mellanox 10-Gigabit Ethernet or InfiniBand adapter cards for 64-bit Linux on X86 platforms.

UD acceleration does not support fragmentation and reassembly, so do not send messages larger than the MTU size configured on the Mellanox interface.

UD acceleration is available for the following Ultra Messaging transport types:

- LBT-RM (UDP-based reliable multicast)
- LBT-RU (UDP-based reliable unicast)
- Multicast Immediate Messaging
- Multicast Topic Resolution

To use UD acceleration, perform the following steps:

1. Install the Mellanox NIC.
2. Install the VMA package, which is part of the UD acceleration option .
3. Include the appropriate transport acceleration options in your Ultra Messaging Configuration File.
4. Set option `transport_*_datagram_max_size` and option [resolver_datagram_max_size \(context\)](#) to a value of no more than 28 bytes smaller than the Mellanox interface's configured MTU size.

25.6 Reference

25.6.1 resolver_ud_acceleration (context)

Flag indicating if Accelerated Multicast is enabled for Topic Resolution. Accelerated Multicast requires Mellanox InfiniBand or 10 Gigabit Ethernet hardware. UD Acceleration of topic resolution relies on hardware-supported loopback, which InfiniBand provides, but which the 10 Gigabit Ethernet ConnectX hardware does not.

Note: If 10 Gigabit Ethernet ConnectX hardware is used and multiple UM contexts are desired on the host, this option must be disabled.

<i>Scope:</i>	context
<i>Type:</i>	int
<i>When Set:</i> to	Can only be set during object initialization.
<i>Version:</i>	This option was implemented in LBM 5.2.

Value	Description
1	Accelerated Topic Resolution is enabled.
0	Accelerated Topic Resolution is not enabled. Default for all.

25.6.2 ud_acceleration (context)

Flag indicating if Accelerated Multicast is enabled for LBT-RM. Accelerated Multicast requires InfiniBand or 10 Gigabit Ethernet hardware and the purchase and installation of the Ultra Messaging Accelerated Multicast Module. See your Ultra Messaging representative for licensing specifics.

<i>Scope:</i>	context
<i>Type:</i>	int
<i>When Set:</i> to	Can only be set during object initialization.
<i>Version:</i>	This option was implemented in LBM 4.1.

Value	Description
1	Accelerated Multicast is enabled.
0	Accelerated Multicast is not enabled. Default for all.

Chapter 26

Smart Source Options

See **Smart Sources** for introductory information on Smart Sources.

26.1 Reference

26.1.1 mem_mgt_callbacks (source)

Callback functions (and optional associated client data pointer) that are called when a Smart Source allocates, reallocates, and deallocates memory.

The callbacks are called by the user thread that invokes **lbm_ssrc_create()** for create, and by **lbm_ssrc_↔delete()** for delete. The reallocate callback is unused at this time.

See **Smart Sources and Memory Management** for restrictions.

See **Smart Sources** for more information about Smart Sources.

<i>Scope:</i>	source
<i>Type:</i>	lbm_mem_mgt_callbacks_t
<i>Default value:</i>	NULL
<i>When Set:</i> to	Can only be set during object initialization.
<i>Config File:</i>	Cannot be set from an UM configuration file.

26.1.2 smart_src_enable_spectrum_channel (source)

This option enables spectrum channel use with Smart Sources.

See **Smart Sources and Spectrum** for restrictions.

See **Smart Sources** in the Concepts Guide for more information about Smart Sources.

<i>Scope:</i>	source
<i>Type:</i>	int
<i>When Set:</i> to	Can only be set during object initialization.

Value	Description
1	The source will allocate spectrum channel resources.
0	The source will not allocate spectrum channel resources. Default for all.

26.1.3 smart_src_max_message_length (source)

The number of bytes allocated to each Smart Source buffer.

Buffers are pre-allocated and the size of each will be increased to accommodate internal data headers. Be aware that the actual amount of memory allocated can be as much as double the expected amount; this is done in a time/space tradeoff to optimize execution speed. The default value was specifically chosen so that the total memory consumed per buffer, including internal headers, is 512 bytes.

There are three types of buffers sized by this parameter: user buffers, retention buffers (for late join), and transmission window buffers (for LBT-RM retransmissions). User buffers and retention buffers are created by **lbm_ssrc_create()**, and are deleted by **lbm_ssrc_delete()**. Transmission window buffers are created only when the first Smart Source on a transport session is created, and are deleted when the last Smart Source on a transport session is deleted.

This option affects both the transport session underlying the source and also the source itself. The transport session uses the value from the first source created on the session when it allocates the transmission window; subsequent sources created on the same session do not affect the transmission window. However, the sizes of the user buffers and retention buffers are specific to each Smart Source on a session.

See [transport_lbtrm_smart_src_transmission_window_buffer_count \(source\)](#) and [transport_lbtru_smart_src_transmission_window_buffer_count \(source\)](#) for restrictions.

See **Smart Sources** for more information about Smart Sources.

<i>Scope:</i>	source
<i>Type:</i>	int
<i>Units:</i>	bytes
<i>Default value:</i>	468
<i>When Set:</i> to	Can only be set during object initialization.

26.1.4 smart_src_message_property_int_count (source)

The maximum number of 32-bit integer message properties that can be set on messages for a particular Smart Source.

See **Smart Sources and Message Properties** for restrictions.

See **Smart Sources** in the Concepts Guide for more information about Smart Sources.

<i>Scope:</i>	source
<i>Type:</i>	int
<i>Units:</i>	32-bit integer properties
<i>Default value:</i>	0
<i>When Set:</i> to	Can only be set during object initialization.

26.1.5 smart_src_retention_buffer_count (source)

The number of Smart Source buffers that are allocated for Late Join and other topic level retransmission features such as Off Transport Recovery. Once created, the application cannot change the number of buffers. Also, the number of buffers should be a power of 2. If a value is supplied that is not a power of 2, the value is increased to the next larger power of two and a warning message is logged.

The normal Late Join options "retransmit_retention_*" do not apply to Smart Sources.

See **Smart Sources** in the Concepts Guide for more information about Smart Sources.

<i>Scope:</i>	source
<i>Type:</i>	int
<i>Units:</i>	buffers
<i>Default value:</i>	1024
<i>When Set:</i> to	Can only be set during object initialization.

26.1.6 smart_src_user_buffer_count (source)

The number of Smart Source buffers that are allocated when the source is created. Once created, the application cannot change the number of buffers. Also, the number of buffers should be a power of 2. If a value is supplied that is not a power of 2, the value is increased to the next larger power of two and a warning message is logged.

See **Smart Sources** in the Concepts Guide for more information about Smart Sources.

<i>Scope:</i>	source
<i>Type:</i>	int
<i>Units:</i>	buffers
<i>Default value:</i>	32
<i>When Set:</i> to	Can only be set during object initialization.

26.1.7 transport_lbtrm_smart_src_transmission_window_buffer_count (source)

The number of Smart Source buffers allocated for transport-level retransmissions. Once created, the application cannot change the number of buffers. Also, the number of buffers should be a power of 2. If a value is supplied that is not a power of 2, the value is increased to the next larger power of two and a warning message is logged.

This option affects the transport session underlying the source rather than the source itself. The transport

session uses the value from the first source created on the session and ignores subsequent sources.

The option [smart_src_max_message_length \(source\)](#) is used to size the buffers. This means that the first Smart Source created on the session defines the maximum possible size of user messages for all Smart Sources on the transport session. It is not legal to create a subsequent Smart Source on the same transport session with a larger max message size, although smaller values are permissible.

The normal LBT-RM transmission window options "transport_lbtrm_transmission_window_*" do not apply to Smart Sources.

See **Smart Sources** in the Concepts Guide for more information about Smart Sources.

<i>Scope:</i>	source
<i>Type:</i>	int
<i>Units:</i>	buffers
<i>Default value:</i>	16384 (16K)
<i>When Set:</i>	to Can only be set during object initialization.

26.1.8 transport_lbtru_smart_src_transmission_window_buffer_count (source)

The number of Smart Source buffers allocated for transport-level retransmissions.

Once created, the application cannot change the number of buffers. Also, the number of buffers should be a power of 2. If a value is supplied that is not a power of 2, the value is increased to the next larger power of two and a warning message is logged.

This option affects the transport session underlying the source rather than the source itself. The transport session uses the value from the first source created on the session and ignores subsequent sources.

The option [smart_src_max_message_length \(source\)](#) is used to size the buffers. This means that the first Smart Source created on the session defines the maximum possible size of user messages for all Smart Sources on the transport session. It is not legal to create a subsequent Smart Source on the same transport session with a larger max message size, although smaller values are permissible.

The normal LBT-RU transmission window options "transport_lbtru_transmission_window_*" do not apply to Smart Sources.

Note

If [transport_source_side_filtering_behavior \(source\)](#) is enabled, each connecting receiver will be assigned its own transmission window buffer. As the number of connecting receivers increases, the total memory consumption of the source can become very large.

See **Smart Sources** in the Concepts Guide for more information about Smart Sources.

<i>Scope:</i>	source
<i>Type:</i>	int
<i>Units:</i>	buffers
<i>Default value:</i>	16384 (16K)
<i>When Set:</i> to	Can only be set during object initialization.

Chapter 27

Encrypted TCP Options

27.1 Reference

27.1.1 `tls_certificate (context)`

When TLS is enabled, this option specifies the path to a file containing an OpenSSL-compatible PEM-formatted certificate that will be presented as the TLS server certificate when a TLS connection is established by a client.

<i>Scope:</i>	context
<i>Type:</i>	string
<i>Default value:</i>	NULL
<i>When Set:</i>	Can only be set during object initialization.
<i>Version:</i>	This option was implemented in UM 6.9

27.1.2 `tls_certificate_key (context)`

When TLS is enabled, this option specifies the path to a file containing the private key associated with the "server" certificate specified by the [tls_certificate \(context\)](#) option. Note that this private key must be protected from intruders. For that reason, when the certificate and private key files are generated, the private key file is typically encrypted with a passphrase. The passphrase is supplied using the [tls_certificate_key_password \(context\)](#) option.

<i>Scope:</i>	context
<i>Type:</i>	string
<i>Default value:</i>	NULL
<i>When Set:</i> to	Can only be set during object initialization.
<i>Version:</i>	This option was implemented in UM 6.9

27.1.3 `tls_certificate_key_password` (context)

When TLS is enabled, this option specifies the passphrase needed to decrypt the server private key file specified by the `tls_certificate_key` (context) option.

<i>Scope:</i>	context
<i>Type:</i>	string
<i>Default value:</i>	NULL
<i>When Set:</i> to	Can only be set during object initialization.
<i>Version:</i>	This option was implemented in UM 6.9

27.1.4 `tls_cipher_suites` (context)

When TLS is enabled, this option defines the list of one or more (comma separated) names of cipher suites that are acceptable to this context. The names are in OpenSSL format (the names with dashes). If more than one name is supplied, they should be in descending order of preference. When a remote context negotiates encrypted TCP, the two sides must find a cipher suite in common, otherwise the connection will be canceled. The default is highly secure and is recommended. For information on valid cipher suite specifications, see **Encrypted TCP** in the Ultra Messaging Concepts Guide.

<i>Scope:</i>	context
<i>Type:</i>	string
<i>Default value:</i>	DHE-RSA-AES256-GCM-SHA384
<i>When Set:</i> to	Can only be set during object initialization.
<i>Version:</i>	This option was implemented in UM 6.9

27.1.5 `tls_compression_negotiation_timeout` (context)

The number of milliseconds allowed for TLS and/or compression handshake and negotiation. This negotiation happens when the TCP connection is initiated. If the negotiation does not complete within this amount of time, the connection is canceled. Note that in many cases, this will result in a retry a short time later. If the timeout is caused by mismatched endpoints, it can result in unbounded flapping of the connection.

<i>Scope:</i>	context
<i>Type:</i>	int
<i>Units:</i>	milliseconds
<i>Default value:</i>	5000
<i>When Set:</i>	Can only be set during object initialization.
<i>Version:</i>	This option was implemented in UM 6.9

27.1.6 `tls_trusted_certificates` (context)

When TLS is enabled, this option specifies the path to a file containing one or more OpenSSL-compatible PEM-formatted TLS client certificates and certificate authorities. If this option is not supplied, the default behavior is to use the system-level trusted certificates and certificate authorities (operating-system dependent). The TLS server uses these trusted certificates to verify the identity of connecting clients. If a client connects and presents a certificate which is not in the server's trusted certificates file, the connection will be canceled. Note that in many cases, this will result in a retry a short time later, which can lead to unbounded flapping of the connection.

<i>Scope:</i>	context
<i>Type:</i>	string
<i>Default value:</i>	NULL
<i>When Set:</i>	Can only be set during object initialization.
<i>Version:</i>	This option was implemented in UM 6.9

27.1.7 use_tls (context)

This option enables data encryption on all TCP links established within the context. This includes but may not be limited to TCP transports, Late Join, and Request/Response.

<i>Scope:</i>	context
<i>Type:</i>	int
<i>Default value:</i>	0
<i>When Set:</i>	Can only be set during object initialization.
<i>Version:</i>	This option was implemented in UM 6.9

String value	Integer value	Description
"1"	1	All TCP data will be encrypted.
"0"	0	No encryption will be implemented. Default for all.

Chapter 28

Compressed TCP Options

28.1 Reference

28.1.1 compression (context)

This option enables compression and sets the desired data compression algorithm on all TCP links established within the context. This includes but may not be limited to TCP transports, Late Join, and Request/Response. Currently, only LZ4 lossless data compression is supported.

<i>Scope:</i>	context
<i>Type:</i>	int
<i>When Set:</i> to	Can only be set during object initialization.
<i>Version:</i>	This option was implemented in UM 6.9.

String value	Integer value	Description
"none"	LBM_CTX_ATTR_COMPRESSION_NONE	No compression will be implemented. Default for all.
"lz4"	LBM_CTX_ATTR_COMPRESSION_LZ4	All TCP data will be compressed using LZ4.

Chapter 29

Multicast Immediate Messaging Network Options

The multicast address and port used for incoming and outgoing multicast immediate messages can be set with [mim_address \(context\)](#) and [mim_destination_port \(context\)](#) options.

A context may use different multicast addresses and/or ports for incoming and outgoing messages by setting one or more of:

- [mim_incoming_address \(context\)](#)
- [mim_outgoing_address \(context\)](#)
- [mim_incoming_destination_port \(context\)](#)
- [mim_outgoing_destination_port \(context\)](#)

In case of conflict, the most recently set option wins.

As with LBT-RM on multi-homed hosts, the interface UM uses for MIM follows the interface used with multicast topic resolution. See [resolver_multicast_interface \(context\)](#).

Warning

The addresses and ports you configure for MIM traffic should not overlap with any addresses or ports - or address and port ranges - configured for LBT-RM transports or Topic Resolution traffic. For example, do not use the same multicast address for both Topic Resolution ([resolver_multicast_address \(context\)](#)) and MIM ([mim_address \(context\)](#)). Use different addresses and ports for all multicast address options and port options.

See also *Multicast Immediate Messaging* in the *Ultra Messaging Concepts Guide* for more information about this feature.

29.1 Reference

29.1.1 `mim_address` (context)

Convenience option to set both the incoming and outgoing multicast addresses for multicast immediate messages. See [mim_outgoing_address \(context\)](#) and [mim_incoming_address \(context\)](#) for their respective default values.

<i>Scope:</i>	context
<i>Type:</i>	struct in_addr
<i>Default value:</i>	n.a.
<i>When Set:</i>	Can only be set during object initialization.

29.1.2 `mim_destination_port` (context)

The UDP destination port that multicast immediate messages are sent to and received from.

See [Port Assignments](#) for more information about configuring ports.

<i>Scope:</i>	context
<i>Type:</i>	lbm_uint16_t
<i>Default value:</i>	14401
<i>Byte order:</i>	Network
<i>When Set:</i>	Can only be set during object initialization.

29.1.3 `mim_incoming_address` (context)

The IP multicast address (or domain name of the multicast address) that multicast immediate messages are received from. The value 0.0.0.0 disables reception of multicast immediate messages.

<i>Scope:</i>	context
<i>Type:</i>	struct in_addr
<i>Default value:</i>	0.0.0.0

<i>When Set:</i>	<i>to</i>	Can only be set during object initialization.
------------------	-----------	---

29.1.4 `mim_incoming_destination_port` (context)

The UDP destination port that multicast immediate messages are received from.

See [Port Assignments](#) for more information about configuring ports.

<i>Scope:</i>	context
<i>Type:</i>	lbm_uint16_t
<i>Default value:</i>	14401
<i>Byte order:</i>	Network
<i>When Set:</i>	<i>to</i> Can only be set during object initialization.

29.1.5 `mim_outgoing_address` (context)

The IP multicast address (or domain name of the multicast address) that multicast immediate messages are sent to.

<i>Scope:</i>	context
<i>Type:</i>	struct in_addr
<i>Default value:</i>	224.10.10.21
<i>When Set:</i>	<i>to</i> Can only be set during object initialization.

29.1.6 `mim_outgoing_destination_port` (context)

The UDP destination port that multicast immediate messages are sent to.

See [Port Assignments](#) for more information about configuring ports.

<i>Scope:</i>	context
<i>Type:</i>	lbn_uint16_t
<i>Default value:</i>	14401
<i>Byte order:</i>	Network
<i>When to Set:</i>	Can only be set during object initialization.

Chapter 30

Multicast Immediate Messaging Reliability Options

For every MIM reliability option, there is a corresponding LBT-RM reliability option. For more information on how MIM reliability options interact and for illustrations, see [Transport LBT-RM Reliability Options](#).

See also *Multicast Immediate Messaging* in the *Ultra Messaging Concepts Guide* for more information about this feature.

30.1 Reference

30.1.1 `mim_ignore_interval` (context)

For multicast immediate message senders only. See [transport_lbtrm_ignore_interval \(source\)](#) for description.

<i>Scope:</i>	context
<i>Type:</i>	lbm_ulong_t
<i>Units:</i>	milliseconds
<i>Default value:</i>	500 (0.5 seconds)
<i>When Set:</i> to	Can only be set during object initialization.

30.1.2 `mim_nak_backoff_interval` (context)

For multicast immediate message receivers only. See [transport_lbtrm_nak_backoff_interval \(receiver\)](#) for description.

<i>Scope:</i>	context
<i>Type:</i>	lbm_ulong_t
<i>Units:</i>	milliseconds
<i>Default value:</i>	200 (0.2 seconds)
<i>When Set:</i> to	Can only be set during object initialization.

30.1.3 `mim_nak_generation_interval` (context)

For multicast immediate message receivers only. See [transport_lbtrm_nak_generation_interval \(receiver\)](#) for description.

<i>Scope:</i>	context
<i>Type:</i>	lbm_ulong_t
<i>Units:</i>	milliseconds
<i>Default value:</i>	10000 (10 seconds)
<i>When Set:</i> to	Can only be set during object initialization.

30.1.4 `mim_nak_initial_backoff_interval` (context)

For multicast immediate message receivers only. See [transport_lbtrm_nak_initial_backoff_interval \(receiver\)](#) for description.

<i>Scope:</i>	context
<i>Type:</i>	lbm_ulong_t
<i>Units:</i>	milliseconds
<i>Default value:</i>	50 (0.05 seconds)

<i>When Set:</i>	<i>to</i>	Can only be set during object initialization.
<i>Version:</i>		This option was implemented in LBM 3.4/UME 2.1.

30.1.5 mim_nak_suppress_interval (context)

For multicast immediate message receivers only. See [transport_lbtrm_nak_suppress_interval \(receiver\)](#) for description.

<i>Scope:</i>	context
<i>Type:</i>	lbm_ulong_t
<i>Units:</i>	milliseconds
<i>Default value:</i>	1000 (1 second)
<i>When Set:</i> <i>to</i>	Can only be set during object initialization.

30.1.6 mim_send_naks (context)

For multicast immediate message receivers only. See [transport_lbtrm_send_naks \(receiver\)](#) for description.

<i>Scope:</i>	context
<i>Type:</i>	int
<i>When Set:</i>	<i>to</i> Can only be set during object initialization.

Value	Description
1	NAKs are sent for missing packets to request retransmission. Default for all.
0	Do not send NAKs for missing packets.

30.1.7 mim_transmission_window_limit (context)

For multicast immediate message senders only. See [transport_lbtrm_transmission_window_limit \(source\)](#) for description.

<i>Scope:</i>	context
<i>Type:</i>	size_t
<i>Units:</i>	bytes
<i>Default value:</i>	0 (zero)
<i>When Set:</i> to	Can only be set during object initialization.

30.1.8 mim_transmission_window_size (context)

For multicast immediate message senders only. See [transport_lbtrm_transmission_window_size \(source\)](#) for description.

<i>Scope:</i>	context
<i>Type:</i>	size_t
<i>Units:</i>	bytes
<i>Default value:</i>	25165824 (24 MB)
<i>When Set:</i> to	Can only be set during object initialization.

Chapter 31

Multicast Immediate Messaging Operation Options

For many MIM operation options, there is a corresponding LBT-RM operation option. For more information on how MIM operation options interact and for illustrations, see [Transport LBT-RM Operation Options](#).

Note that the LBT-RM rate controller also governs MIM transmission rates. Hence there is no separate option for setting MIM transmission rate.

See also *Multicast Immediate Messaging* in the *Ultra Messaging Concepts Guide* for more information about this feature.

31.1 Reference

31.1.1 `immediate_message_receiver_function` (context)

Callback function (and associated event queue and client data pointer) called when a topic-less immediate message is received. A value of NULL (the default) disables this feature.

<i>Scope:</i>	context
<i>Type:</i>	lbm_context_rcv_immediate_msgs_func↔ _t
<i>Default value:</i>	NULL
<i>When Set:</i>	Can only be set during object initialization.
<i>Config File:</i>	Cannot be set from an UM configuration file.

31.1.2 immediate_message_topic_receiver_function (context)

Callback function (and associated event queue and client data pointer) that is called when an immediate message is received for a topic for which there is no receiver. A value of NULL (the default) disables this feature.

<i>Scope:</i>	context
<i>Type:</i>	lbm_context_rcv_immediate_msgs_func_t
<i>Default value:</i>	NULL
<i>When Set:</i>	Can only be set during object initialization.
<i>Config File:</i>	Cannot be set from an UM configuration file.

31.1.3 mim_activity_timeout (context)

For multicast immediate message receivers only. See [transport_lbtrm_activity_timeout \(receiver\)](#) for description. However, multicast immediate message channels do not deliver an EOS indication.

<i>Scope:</i>	context
<i>Type:</i>	lbm_ulong_t
<i>Units:</i>	milliseconds
<i>Default value:</i>	60000 (60 seconds)
<i>When Set:</i>	Can only be set during object initialization.

31.1.4 mim_delivery_control_activity_check_interval (context)

The interval between activity checks of a Multicast Immediate Messaging delivery controller. Multiple MIM delivery controllers may exist to accommodate multiple messages from a single MIM sender received across more than one UM Dynamic Router. These multiple delivery controllers allow for duplicate message detection.

<i>Scope:</i>	context
<i>Type:</i>	lbm_ulong_t
<i>Units:</i>	milliseconds

<i>Default value:</i>	5000 (5 seconds)
<i>When Set:</i> to	Can only be set during object initialization.
<i>Version:</i>	This option was implemented in LBM 4.0.

31.1.5 mim_delivery_control_activity_timeout (context)

The maximum time that a Multicast Immediate Messaging delivery controller may be quiescent before it is deleted. MIM delivery controllers may be created to accommodate multiple messages from a single MIM sender received across more than one UM Dynamic Router. These multiple delivery controllers allow for duplicate message detection.

<i>Scope:</i>	context
<i>Type:</i>	lbm_ulong_t
<i>Units:</i>	milliseconds
<i>Default value:</i>	60000 (60 seconds)
<i>When Set:</i> to	Can only be set during object initialization.
<i>Version:</i>	This option was implemented in LBM 4.0.

31.1.6 mim_delivery_control_order_tablesz (context)

For multicast immediate messages with ordered delivery, this controls the size of the hash table used to hold data.

<i>Scope:</i>	context
<i>Type:</i>	size_t
<i>Units:</i>	table entries
<i>Default value:</i>	1031
<i>When Set:</i> to	Can only be set during object initialization.

31.1.7 `mim_implicit_batching_interval` (context)

The maximum timeout between when the first message of an implicitly batched immediate message is queued until the batch is sent. A message will not stay in the queue longer than this value before being sent in the worst case.

<i>Scope:</i>	context
<i>Type:</i>	lbm_ulong_t
<i>Units:</i>	milliseconds
<i>Default value:</i>	200 (0.2 seconds)
<i>When Set:</i> to	Can only be set during object initialization.

31.1.8 `mim_implicit_batching_minimum_length` (context)

The minimum length of an implicitly batched multicast immediate message. When the total length of the implicitly batched messages reaches or exceeds this value, the batch is sent.

<i>Scope:</i>	context
<i>Type:</i>	size_t
<i>Units:</i>	bytes
<i>Default value:</i>	2048 (8192 for Microsoft Windows)
<i>When Set:</i> to	Can only be set during object initialization.

31.1.9 `mim_ordered_delivery` (context)

For multicast immediate messages only. Indicates whether or not the MIM source should have its data delivered in order. The default value also guarantees fragmentation and reassembly of large messages. Changing this option from the default value results in large messages being delivered as individual fragments of less than 8K each, requiring the application to reassemble them. See also **Ordered Delivery** in the Ultra Messaging Concepts Guide for more information about large message fragmentation and reassembly.

<i>Scope:</i>	context
<i>Type:</i>	int
<i>When Set:</i> to	Can only be set during object initialization.

Value	Description
1	Indicates the source should have its data delivered in order. Default for all.
0	The source should have its data delivered as soon as possible and may come in out of order.

31.1.10 mim_sm_maximum_interval (context)

For multicast immediate message senders only. See [transport_lbtrm_sm_maximum_interval \(source\)](#) for description.

<i>Scope:</i>	context
<i>Type:</i>	lbm_ulong_t
<i>Units:</i>	milliseconds
<i>Default value:</i>	10000 (10 seconds)
<i>When Set:</i> to	Can only be set during object initialization.

31.1.11 mim_sm_minimum_interval (context)

For multicast immediate message senders only. See [transport_lbtrm_sm_minimum_interval \(source\)](#) for description.

<i>Scope:</i>	context
<i>Type:</i>	lbm_ulong_t
<i>Units:</i>	milliseconds
<i>Default value:</i>	200 (0.2 seconds)

<i>When Set:</i>	<i>to</i>	Can only be set during object initialization.
------------------	-----------	---

31.1.12 `mim_sqn_window_increment (context)`

For multicast immediate message receivers only. Determines the increment by which the sequence number window is moved when detecting the receipt of duplicate multicast immediate messages. Must be a multiple of 8 and an even divisor of [mim_sqn_window_size \(context\)](#).

<i>Scope:</i>	context
<i>Type:</i>	lbm_ulong_t
<i>Units:</i>	messages
<i>Default value:</i>	8192
<i>When Set:</i>	<i>to</i> Can only be set during object initialization.
<i>Version:</i>	This option was implemented in LBM 4.2.8/UME 3.2.8/UMQ 2.1.8

31.1.13 `mim_sqn_window_size (context)`

For multicast immediate message receivers only. Determines the window size used to detect the receipt of duplicate multicast immediate messages. Must be a multiple of 8.

<i>Scope:</i>	context
<i>Type:</i>	lbm_ulong_t
<i>Units:</i>	messages
<i>Default value:</i>	16384
<i>When Set:</i>	<i>to</i> Can only be set during object initialization.
<i>Version:</i>	This option was implemented in LBM 4.2.8/UME 3.2.8/UMQ 2.1.8

31.1.14 mim_src_deletion_timeout (context)

The timeout after a multicast immediate message is sent before the internal source is deleted and cleaned up.

<i>Scope:</i>	context
<i>Type:</i>	lbm_ulong_t
<i>Units:</i>	milliseconds
<i>Default value:</i>	30000 (30 seconds)
<i>When Set:</i> to	Can only be set during object initialization.

31.1.15 mim_tgsz (context)

For multicast immediate message senders only. See [transport_lbtrm_tgsz \(source\)](#) for description.

<i>Scope:</i>	context
<i>Type:</i>	lbm_uint16_t
<i>Units:</i>	packets
<i>Default value:</i>	8
<i>When Set:</i> to	Can only be set during object initialization.

31.1.16 mim_unrecoverable_loss_function (context)

Callback function (and associated client data pointer) that is called when a MIM receiver has unrecoverable loss.

This callback is called by the context thread and can not use an event queue. Therefore the callback function used should not block or it will delay reception of latency-sensitive messages.

<i>Scope:</i>	context
<i>Type:</i>	lbm_mim_unrecloss_func_t
<i>Default value:</i>	NULL

<i>When Set:</i>	<i>to</i>	Can only be set during object initialization.
<i>Config File:</i>		Cannot be set from an UM configuration file.

Chapter 32

Late Join Options

Late Join allows sources to save a predefined amount of their messaging traffic for late-joining receivers. Sources set the configuration options that determine whether they use Late Join or not, and receivers set options that determine whether they will participate in Late Join recovery if sources use Late Join.

UMP's persistent store is built on Late Join technology. In the Estimating Recovery Time discussion below, the terms Late Join buffers and UMP store are roughly equivalent.

For more, review *Late Join* in the *Ultra Messaging Concepts Guide*, especially *Configuring Late Join for Large Numbers of Messages*.

32.1 Estimating Recovery Time

Late Join message recovery time is a function of how much data must be recovered and how fast messages are retransmitted. To estimate Late Join recovery time **R** in minutes, use the formula:

$$R = D / (1 - (txrate / rxrate))$$

where:

D is the downtime (in minutes) across all receivers

txrate is the average source transmission rate of normal (live stream) messages during recovery (in kms-
gs/sec).

rxrate is the average source retransmission rate from source-side Late Join buffers during recovery (in kms-
gs/sec). This rate needs to be greater than **txrate**.

For example, consider the following scenario:

D = 10 minutes

txrate = 10k messages / second

rxrate = 25k messages / second

Plugging these values into the formula gives an estimated recovery time in minutes:

$$R = 10 / (1 - (10 / 25))$$

or 16.67 minutes. Note that this formula assumes the following:

- Retransmit rate(rxrate) is as linear as possible with use of option [response_tcp_nodelay \(context\)](#) to 1.
- Transmit rate (txrate) from *all* relevant sources is fairly constant and equal

- Retransmit rate (rxrate) from Late Join buffers is fairly constant and equal, and should be measured in a live test, if possible. You can adjust the recovery rate with two Late Join configuration options: [retransmit_request_outstanding_maximum \(receiver\)](#) and [retransmit_request_interval \(receiver\)](#).

32.2 Reference

32.2.1 late_join (source)

Configure the source to enable both Late Join and Off-Transport Recovery operation for receivers. See **Using Late Join** and **Off-Transport Recovery (OTR)** in the Ultra Messaging Concepts Guide.

<i>Scope:</i>	source
<i>Type:</i>	int
<i>When Set:</i>	Can only be set during object initialization.

Value	Description
1	Enable source for Late Join and OTR. (Forced on for Persistence.)
0	Disable source for Late Join and OTR. Default for all.

32.2.2 late_join_info_request_interval (receiver)

The interval at which the receiver requests a Late Join Information Record (LJI) from the source. Controlling these requests helps reduce receiver start-up traffic on your network.

<i>Scope:</i>	receiver
<i>Type:</i>	lbm_ulong_t
<i>Units:</i>	milliseconds
<i>Default value:</i>	1000 (1 second)
<i>When Set:</i>	Can only be set during object initialization.
<i>Version:</i>	This option was implemented in UMP 6.0

32.2.3 late_join_info_request_maximum (receiver)

The maximum number of requests the receiver issues for a Late Join Information Record (LJI) from the source. If the receiver has not received an LJI after this number of requests, it stops requesting.

<i>Scope:</i>	receiver
<i>Type:</i>	lbm_ulong_t
<i>Default value:</i>	60
<i>When Set:</i> to	Can only be set during object initialization.
<i>Version:</i>	This option was implemented in UMP 6.0

32.2.4 retransmit_initial_sequence_number_request (receiver)

When a late-joining receiver detects (from the topic advertisement) that a source is enabled for Late Join but has sent no messages, this flag option lets the receiver request an initial sequence number from a source. Sources respond with a TSNI.

<i>Scope:</i>	receiver
<i>Type:</i>	int
<i>Default value:</i>	1
<i>When Set:</i> to	Can only be set during object initialization.
<i>Version:</i>	This option was implemented in LBM 4.2.

Value	Description
1	The receiver requests an initial sequence number from Late Join enabled sources that have not sent any messages. Default for all.
0	The receiver does not request an initial sequence number.

32.2.5 retransmit_message_caching_proximity (receiver)

This option determines how a receiver handles new messages that are being published while the receiver is in the process of recovering older messages through the retransmit request mechanism. A receiver has the ability to cache new messages during the recovery process in order to facilitate a smooth transition from recovery to live stream. This option value determines how close (proximate) a newly received message sequence number must be to the latest retransmitted sequence number for the receiver to cache it. New messages that arrive while the receiver is not within proximity will be discarded, and the receiver will attempt to recover those messages later via the retransmit request mechanism. An option value between 0 and 0x7FFFFFFE (2,147,483,646) enables proximity caching, with larger values allowing caching to begin earlier during recovery. Values 0x7FFFFFFF and above disable proximity caching. This value has meaning for only receivers using ordered delivery of data. See **Configuring Late Join for Large Numbers of Messages** in the Ultra Messaging Concepts Guide for additional information about this option.

<i>Scope:</i>	receiver
<i>Type:</i>	lbm_ulong_t
<i>Units:</i>	messages
<i>Default value:</i>	5000 (was 0xFFFFFFFF = 4,294,967,295 in versions prior to 6.8)
<i>When Set:</i>	Can only be set during object initialization.
<i>Version:</i>	This option was implemented in LBM 3.3.2/UME 2.0.

32.2.6 retransmit_request_interval (receiver)

The interval between retransmission request messages to the source. See **Configuring Late Join for Large Numbers of Messages** in the Ultra Messaging Concepts Guide for additional information about this option.

<i>Scope:</i>	receiver
<i>Type:</i>	lbm_ulong_t
<i>Units:</i>	milliseconds
<i>Default value:</i>	500 (0.5 seconds)
<i>When Set:</i>	Can only be set during object initialization.

32.2.7 `retransmit_request_maximum` (receiver)

The maximum number of messages to request, counting backward from the current latest message, when late-joining a topic. Due to network timing factors, UM may transmit an additional message. For example, a value of 5 sends 5 or possibly 6 retransmit messages to the new receiver. (Hence, you cannot request and be guaranteed to receive only 1 last message—you may get 2.) A value of 0 indicates no maximum.

<i>Scope:</i>	receiver
<i>Type:</i>	lbm_ulong_t
<i>Units:</i>	messages
<i>Default value:</i>	0
<i>When Set:</i>	Can only be set during object initialization.

32.2.8 `retransmit_request_message_timeout` (receiver)

The maximum time from when a receiver first sends a retransmission request to when the receiver gives up on receiving the retransmitted message and reports loss. See **Configuring Late Join for Large Numbers of Messages** for additional information about this option.

<i>Scope:</i>	receiver
<i>Type:</i>	lbm_ulong_t
<i>Units:</i>	milliseconds
<i>Default value:</i>	10000 (10 seconds)
<i>When Set:</i>	Can only be set during object initialization.
<i>Version:</i>	This option was implemented in UM 6.0

32.2.9 `retransmit_request_outstanding_maximum` (receiver)

The maximum number of messages to request and to remain active (pending) at a single time. A value of 0 indicates no maximum. See **Configuring Late Join for Large Numbers of Messages** in the Ultra Messaging Concepts Guide for additional information about this option.

<i>Scope:</i>	receiver
<i>Type:</i>	lbn_ulong_t
<i>Units:</i>	messages
<i>Default value:</i>	10
<i>When Set:</i>	Can only be set during object initialization.

32.2.10 `retransmit_retention_size_limit` (source)

Sets a maximum limit on the size of the source's retransmit retention buffer when using a UMP store.

With UMP, stability and delivery confirmation events can delay the deletion of retained messages, which can increase the size of the buffer above the [retransmit_retention_size_threshold](#) (source). Hence, this option provides a hard size limit. UM sets a minimum value for this option of 8K for UDP and 64K for TCP, and issues a log warning if you set a value less than the minimum.

With **Smart Sources**, this option is ignored. Retention buffers are preallocated.

<i>Scope:</i>	source
<i>Type:</i>	size_t
<i>Units:</i>	bytes
<i>Default value:</i>	25165824 (24 MB)
<i>When Set:</i>	Can only be set during object initialization.

32.2.11 `retransmit_retention_size_threshold` (source)

Specifies the minimum size of the retained message buffer before UM can delete messages.

The buffer must reach this size before UM can delete any messages older than [retransmit_retention_age_threshold](#) (source). For UMP, these options combined with [retransmit_retention_size_limit](#) (source) affect the retention buffer size. A value of 0 sets the size threshold to be always triggered, in which case deletion is determined by other threshold criteria.

With **Smart Sources**, this option is ignored. Retention buffers are preallocated and are never deleted.

<i>Scope:</i>	source
<i>Type:</i>	size_t
<i>Units:</i>	bytes
<i>Default value:</i>	0 (threshold always triggered)
<i>When Set:</i> to	Can only be set during object initialization.

32.2.12 use_late_join (receiver)

Flag indicating if the receiver should participate in a late join operation or not.

<i>Scope:</i>	receiver
<i>Type:</i>	int
<i>When Set:</i> to	Can only be set during object initialization.

Value	Description
1	The receiver will participate in using late join if requested to by the source. Default for all.
0	The receiver will not participate in using late join even if requested to by the source.

Chapter 33

Off-Transport Recovery Options

See also *Off-Transport Recovery (OTR)* in the *Ultra Messaging Concepts Guide* for more information about this feature.

33.1 Reference

33.1.1 otr_message_caching_threshold (receiver)

This option sets the maximum number of messages a receiver can buffer. When the number of cached messages hits this threshold, Ultra Messaging drops and does not cache new streamed messages. Dropped messages can be requested later as retransmissions.

This option applies for only receivers using sequence-number ordered delivery of data.

<i>Scope:</i>	receiver
<i>Type:</i>	lbm_ulong_t
<i>Units:</i>	messages
<i>Default value:</i>	10000
<i>When Set:</i>	Can only be set during object initialization.
<i>Version:</i>	This option was implemented in UM 6.0

33.1.2 otr_request_initial_delay (receiver)

The length of time a receiver waits before initiating OTR lost-message requests.

<i>Scope:</i>	receiver
<i>Type:</i>	lbm_ulong_t
<i>Units:</i>	milliseconds
<i>Default value:</i>	2000 (2 seconds)
<i>When Set:</i>	Can only be set during object initialization.
<i>Version:</i>	This option was implemented in UM 5.3

33.1.3 otr_request_log_alert_cooldown (receiver)

Each OTR request generates a log message. The first request's log message is a WARNING-level log message, and subsequent requests that quickly follow generate INFO-level log messages. After a time interval defined by this option, the next request leading a new burst of requests again generates a WARNING-level log message.

<i>Scope:</i>	receiver
<i>Type:</i>	lbm_ulong_t
<i>Units:</i>	seconds
<i>Default value:</i>	300 (5 minutes)
<i>When Set:</i>	Can only be set during object initialization.
<i>Version:</i>	This option was implemented in UM 5.3

33.1.4 otr_request_maximum_interval (receiver)

The maximum time interval between a receiver's OTR lost-message requests. After the receiver initiates OTR and is waiting to receive the retransmission, the initial interval (set by [otr_request_minimum_interval \(receiver\)](#)) doubles in length for each request until it reaches this option's value, then continues at this interval (until timeout or UM recovers messages). NOTE: When using TCP Request/Response, this value must be shorter than [response_tcp_deletion_timeout \(context\)](#).

<i>Scope:</i>	receiver
<i>Type:</i>	lbm_ulong_t
<i>Units:</i>	milliseconds
<i>Default value:</i>	10000 (10 seconds)
<i>When Set:</i>	Can only be set during object initialization.
<i>Version:</i>	This option was implemented in UM 5.3

33.1.5 otr_request_message_timeout (receiver)

The maximum time from when a receiver first sends an OTR lost-message request to when the receiver gives up on receiving the retransmitted message and reports loss.

<i>Scope:</i>	receiver
<i>Type:</i>	lbm_ulong_t
<i>Units:</i>	milliseconds
<i>Default value:</i>	60000 (60 seconds)
<i>When Set:</i>	Can only be set during object initialization.
<i>Version:</i>	This option was implemented in UM 6.0

33.1.6 otr_request_minimum_interval (receiver)

The initial time interval between a receiver's OTR lost-message requests. While the receiver is waiting to receive the retransmission, the interval doubles in length for each request until it reaches the maximum interval set by [otr_request_maximum_interval \(receiver\)](#).

<i>Scope:</i>	receiver
<i>Type:</i>	lbm_ulong_t
<i>Units:</i>	milliseconds
<i>Default value:</i>	1000 (1 second)
<i>When Set:</i>	Can only be set during object initialization.
<i>Version:</i>	This option was implemented in UM 5.2

33.1.7 otr_request_outstanding_maximum (receiver)

The maximum number of OTR lost-message requests outstanding at any given time. Each message specifies an individual lost message. A value of 0 indicates no maximum.

<i>Scope:</i>	receiver
<i>Type:</i>	lbm_ulong_t
<i>Units:</i>	messages
<i>Default value:</i>	200
<i>When Set:</i> to	Can only be set during object initialization.
<i>Version:</i>	This option was implemented in UM 5.2

33.1.8 use_otr (receiver)

Flag indicating if the receiver can use OTR or not.

<i>Scope:</i>	receiver
<i>Type:</i>	int
<i>When Set:</i> to	Can only be set during object initialization.
<i>Version:</i>	This option was implemented in UM 5.2

String value	Integer value	Description
"0"	0	The receiver is not enabled to use OTR to recover lost messages.
"1"	1	The receiver is enabled to use OTR to recover lost messages.
"2"	2	If the receiver is a persistent receiver, the receiver is enabled to use OTR to recover lost messages. Default for all.

Chapter 34

Request Network Options

See also *Request/Response* in the *Ultra Messaging Concepts Guide* for more information about this feature.

34.1 Reference

34.1.1 request_tcp_bind_request_port (context)

Allows you to turn off request port binding. Setting this option to 0 prevents sockets from being bound to the request port. Turning off request port binding also turns off the UM features such as: **Request/Response Model**, **Using Late Join**, **Off-Transport Recovery (OTR)**, the reception of Unicast Immediate Messages, persistence, brokered queuing, and ULB.

<i>Scope:</i>	context
<i>Type:</i>	int
<i>Default value:</i>	1
<i>When Set:</i>	Can only be set during object initialization.
<i>Version:</i>	This option was implemented in LBM 3.3.7/UME 2.0.5.

Value	Description
1	Set request port binding. Default for all.
0	Turn off request port binding.

34.1.2 request_tcp_interface (context)

Specifies the network interface over which UM accepts TCP connections in response to requests it has sent out. You can specify a full IP address of interface, or just the network part (see [Specifying Interfaces](#) for details). Default is set to [default_interface \(context\)](#) if specified. Otherwise, it is set to INADDR_ANY, meaning that it will not bind to a specific interface. You can also modify the default by setting the option to 0.0.0.0/0 which produces the same result.

<i>Scope:</i>	context
<i>Type:</i>	lbm_ipv4_address_mask_t
<i>Default value:</i>	0.0.0.0 (INADDR_ANY)
<i>When Set:</i>	Can only be set during object initialization.

34.1.3 request_tcp_port (context)

Port number used for listening for responses from requests. If 0, use a random open port within the range of [[request_tcp_port_low \(context\)](#), [request_tcp_port_high \(context\)](#)]. If nonzero, the specific port number is used instead. Each UM context will bind to a TCP port for requests when it is initialized.

See [Port Assignments](#) for more information about configuring ports.

<i>Scope:</i>	context
<i>Type:</i>	lbm_uint16_t
<i>Default value:</i>	0 (use open port)
<i>Byte order:</i>	Network
<i>When Set:</i>	Can only be set during object initialization.

34.1.4 request_tcp_port_high (context)

High port number to use for listening for responses from requests.

See [Port Assignments](#) for more information about configuring ports.

<i>Scope:</i>	context
<i>Type:</i>	lbm_uint16_t
<i>Default value:</i>	14395
<i>Byte order:</i>	Host
<i>When to Set:</i>	Can only be set during object initialization.

34.1.5 request_tcp_port_low (context)

Low port number to use for listening for responses from requests.

See [Port Assignments](#) for more information about configuring ports.

<i>Scope:</i>	context
<i>Type:</i>	lbm_uint16_t
<i>Default value:</i>	14391
<i>Byte order:</i>	Host
<i>When to Set:</i>	Can only be set during object initialization.

Chapter 35

Request Operation Options

See also *Request/Response* in the *Ultra Messaging Concepts Guide* for more information about this feature.

35.1 Reference

35.1.1 request_tcp_exclusiveaddr (context)

Applicable only to Windows. Indicate whether the TCP accepting socket should set SO_EXCLUSIVEADDRUSE or not before it binds. The default setting in Windows allows multiple binds to the same port. By default, UM will set SO_EXCLUSIVEADDRUSE to minimize port sharing. Refer to Microsoft's web site for more information on SO_EXCLUSIVEADDRUSE.

<i>Scope:</i>	context
<i>Type:</i>	int
<i>When Set:</i> to	Can only be set during object initialization.

Value	Description
1	Set SO_EXCLUSIVEADDRUSE. Default for Windows.
0	Do not set SO_EXCLUSIVEADDRUSE.

35.1.2 request_tcp_listen_backlog (context)

The backlog used in the TCP listen() call to set the queue length for incoming connections.

<i>Scope:</i>	context
<i>Type:</i>	int
<i>Default value:</i>	5
<i>When Set:</i> to	Can only be set during object initialization.

35.1.3 request_tcp_reuseaddr (context)

Whether the TCP session should set SO_REUSEADDR or not before it binds.

Warning

This option is not recommended for Microsoft Windows users because the SO_REUSEADDR socket option in Windows allows a socket to forcibly bind to a port in use by another socket. Multiple sockets using the same port results in indeterminate behavior.

<i>Scope:</i>	context
<i>Type:</i>	int
<i>When Set:</i> to	Can only be set during object initialization.

Value	Description
1	Set SO_REUSEADDR.
0	Do not set SO_REUSEADDR. Default for all.

Chapter 36

Response Operation Options

See also *Request/Response* in the *Ultra Messaging Concepts Guide* for more information about this feature.

36.1 Reference

36.1.1 `response_session_maximum_buffer (context)`

Value used to control the maximum amount of data buffered in UM for each response session (unicast connection to a requester).

<i>Scope:</i>	context
<i>Type:</i>	lbm_ulong_t
<i>Units:</i>	bytes
<i>Default value:</i>	65536
<i>When Set:</i>	Can only be set during object initialization.

36.1.2 `response_session_sender_socket_buffer (context)`

Value used to set the `SO_SNDBUF` value of the response session (unicast connection to a requester). In some cases the OS will not allow all of this value to be used. A value of 0 instructs UM to use the OS defaults. See the section on [Socket Buffer Sizes](#) for platform-dependent information.

<i>Scope:</i>	context
<i>Type:</i>	lbm_ulong_t
<i>Units:</i>	bytes
<i>Default value:</i>	0 (use TCP autotuning)
<i>When Set:</i> to	Can only be set during object initialization.

36.1.3 response_tcp_deletion_timeout (context)

After UM deletes a TCP response, this is the timeout period after which UM closes the connection and reclaims its memory. NOTE: When using Off-Transport Recovery, this value must be longer than [otr_request ↔ maximum_interval \(receiver\)](#).

<i>Scope:</i>	context
<i>Type:</i>	lbm_ulong_t
<i>Units:</i>	milliseconds
<i>Default value:</i>	20,000 (20 seconds)
<i>When Set:</i> to	Can only be set during object initialization.

36.1.4 response_tcp_interface (context)

Specifies the network interface over which UM initiates TCP connections for responses. You can specify the full IP address of interface, or just the network part (see [Specifying Interfaces](#) for details). Default is set to [default_interface \(context\)](#) if specified. Otherwise, it is set to INADDR_ANY, meaning that it will not bind to a specific interface. You can also modify the default by setting the option to 0.0.0.0/0 which produces the same result.

<i>Scope:</i>	context
<i>Type:</i>	lbm_ipv4_address_mask_t
<i>Default value:</i>	0.0.0.0 (INADDR_ANY)
<i>When Set:</i> to	Can only be set during object initialization.

36.1.5 response_tcp_nodelay (context)

Whether the TCP sockets used for sending responses should set TCP_NODELAY or not. (Setting TCP_NODELAY disables Nagle's algorithm.)

<i>Scope:</i>	context
<i>Type:</i>	int
<i>When Set:</i>	Can only be set during object initialization.

Value	Description
1	TCP response sockets should set TCP_NODELAY (disable Nagle).
0	TCP response sockets should not set TCP_NODELAY (leave Nagle enabled). Default for all.

Chapter 37

Implicit Batching Options

37.1 Reference

37.1.1 `implicit_batching_interval` (source)

The maximum timeout between when the first message of an implicit batch is queued until the batch is sent. A message will not stay in the queue longer than this value before being sent in the worst case. Refer to **Message Batching** in the Ultra Messaging Concepts Guide for additional information.

<i>Scope:</i>	source
<i>Type:</i>	lbm_ulong_t
<i>Units:</i>	milliseconds
<i>Default value:</i>	200 (0.2 seconds)
<i>When Set:</i>	to May be set during operation.

37.1.2 `implicit_batching_minimum_length` (source)

The minimum length of an implicitly batched message. When the total length of the implicitly batched messages reaches or exceeds this value, the batch is sent. Refer to **Message Batching** in the Ultra Messaging Concepts Guide for additional information.

<i>Scope:</i>	source
<i>Type:</i>	size_t
<i>Units:</i>	bytes
<i>Default value:</i>	2048 (8192 for Microsoft Windows)
<i>When Set:</i> to	May be set during operation.

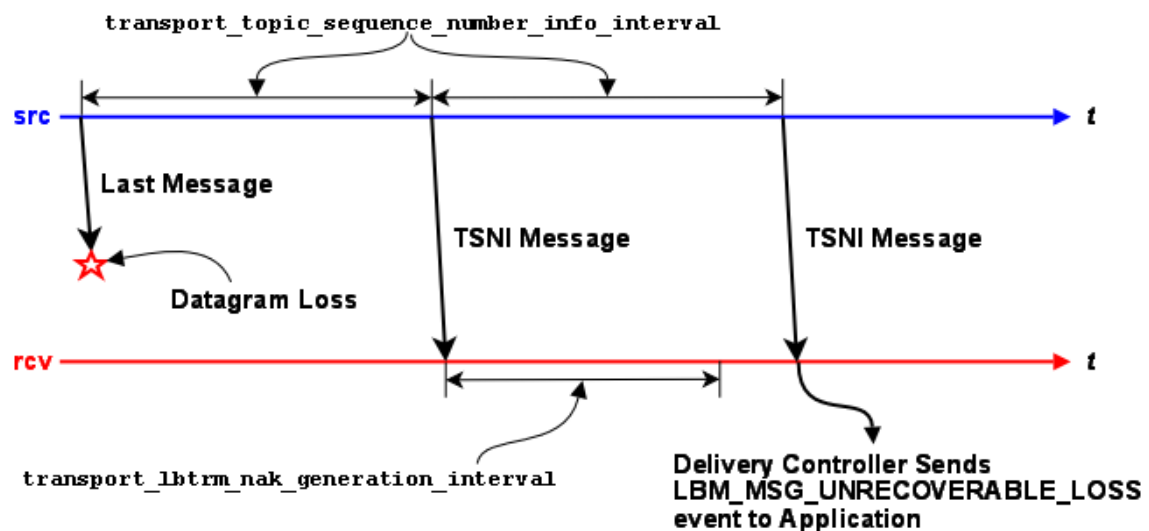
Chapter 38

Delivery Control Options

A Delivery Controller is a receiver-side object created for each source identified by the receiver through topic resolution. A delivery controller performs the following.

- Delivers messages to multiple receivers subscribed to the same topic.
- Orders received topic messages if [ordered_delivery \(receiver\)](#) is set to 1 (default). This option applies to LBT-RU and LBT-RM transports.
- Determines unrecoverable loss and burst loss events for the receiver's topic over LBT-RU and LBT-RM transports.

Unlike the loss depicted in LBT-RM, the image below illustrates how a receiver's Delivery Controller detects unrecoverable tail loss on a topic.



In a non-tail-loss case, the TSNI messages shown above can also be application messages. The point being that the delivery controller does not send NAKs, and instead waits for a [transport_lbtrm_nak_generation_interval \(receiver\)](#) period after the point where the gap is detected (either by an application message or by a TSNI). During that wait interval, the transport may deliver retransmitted message. If not, it is the reception of *another* message or TSNI after the NAK generation interval expires which triggers delivery of the unrecoverable loss event.

Note

if the source disables TSNIs, tail loss can go undetected unless and until another application is sent on that topic.

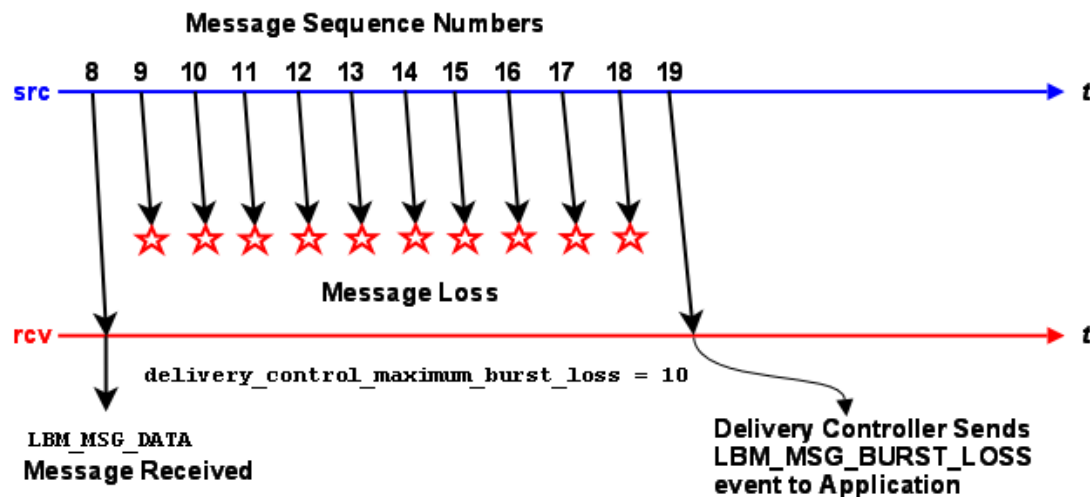
38.1 Burst Loss

Normally, when the delivery controller detects a gap in topic sequence numbers of received message fragments, it waits for a NAK generation interval (defaults to 10 seconds) before declaring the missing message fragments unrecoverably lost. This wait time allows the underlying transport layer to attempt to retrieve the missing message fragments.

The configuration options `delivery_control_maximum_burst_loss (receiver)` and `delivery_control_maximum_burst_loss (hfx)` specify a size for a contiguous gap in topic sequence numbers beyond which the gap is defined to be a "burst loss". When this happens, the delivery controller *immediately* declares the entire gap to be unrecoverably lost and resets its loss-handling structures. Thus, even if the underlying transport layer is subsequently able to retrieve some or all of the missing message fragments, the delivery controller will discard them (since they are already declared unrecoverably lost).

The purpose of this is to prevent long delays for large loss events for which the chances of successful recover are very small.

The image below illustrates this.



For burst loss, a single **LBM_MSG_UNRECOVERABLE_LOSS_BURST** event is delivered for the entire sequence number gap. (Contrast this with simple (not burst) loss events, where a separate **LBM_MSG_UNRECOVERABLE_LOSS** event will be delivered to the receiver for each lost sequence number.)

Note

The burst loss control takes priority over all recovery methods. For example, if the receiver is reading a persistent stream and OTR is enabled, a gap longer than `delivery_control_maximum_burst_loss` will immediately declare the gap as unrecoverable without even trying to use OTR to recover. If gapless message delivery is a high priority, `delivery_control_maximum_burst_loss` should be set to a very large value.

There is a possibility of successfully-received messages being discarded when a burst loss is detected. Let's say a minor loss event is followed by several successful message fragments. The delivery of those successfully-received message fragments will be delayed in hopes that the underlying transport layer can retrieve the missing data. However, if a burst loss is detected while the delivery controller is still waiting for recovery, the pending messages will be deleted as the loss-handling structures are cleaned up.

38.2 Reference

38.2.1 `channel_map_tablesz` (receiver)

The size of the hash table that the receiver uses to store channel subscriptions. A larger table means more channels can be stored more efficiently, but takes up more memory. A smaller table uses less memory, but costs more CPU time for large numbers of channel subscriptions.

<i>Scope:</i>	receiver
<i>Type:</i>	size_t
<i>Default value:</i>	10273
<i>When Set:</i> to	Can only be set during object initialization.

38.2.2 `delivery_control_loss_check_interval` (receiver)

This controls the interval between mandatory topic loss checks for a receiver. A value of 0 turns this loss check off.

<i>Scope:</i>	receiver
<i>Type:</i>	lbm_ulong_t
<i>Units:</i>	milliseconds
<i>Default value:</i>	0 (disabled)
<i>When Set:</i> to	Can only be set during object initialization.

38.2.3 delivery_control_maximum_burst_loss (receiver)

This controls the size of a topic sequence number gap past which the gap is declared a "burst loss".

See [Burst Loss](#) for a detailed explanation of burst loss and its semantics.

Note

the burst loss control takes priority over all recovery methods. For example, if the receiver is reading a persistent stream and OTR is enabled, a gap longer than `delivery_control_maximum_burst_loss` will immediately declare the gap as unrecoverable without even trying to use OTR to recover. If message integrity is a high priority, `delivery_control_maximum_burst_loss` should be set to a very large value.

<i>Scope:</i>	receiver
<i>Type:</i>	lbm_uint_t
<i>Units:</i>	number of messages (fragments)
<i>Default value:</i>	1024
<i>When Set:</i> to	Can only be set during object initialization.

38.2.4 delivery_control_maximum_total_map_entries (context)

The maximum total buffered map entries (unrecoverable loss messages as well as data) that all topics can buffer. When this is exceeded, unrecoverable loss is signaled for data until the total buffered subsides. A value of 0 implies no maximum value setting and allows any amount required to be buffered.

If you use OTR with cache management (`otr_message_caching`), consider disabling this option (set to 0).

<i>Scope:</i>	context
<i>Type:</i>	size_t
<i>Units:</i>	map entries
<i>Default value:</i>	200000
<i>When Set:</i> to	Can only be set during object initialization.

38.2.5 delivery_control_message_batching (context)

Controls whether or not to use receive-side batching, which can improve receiver throughput when using event queues, but might add latency in other cases. If you enable this option, and you use an event queue that is in polling mode, using `lbm_event_dispatch(evq, LBM_EVENT_QUEUE_POLL)`, then rather than dispatching exactly one event per call to `lbm_event_dispatch`, you may get multiple events dispatched with a single call.

<i>Scope:</i>	context
<i>Type:</i>	int
<i>When Set:</i> to	Can only be set during object initialization.

Value	Description
1	Receive-side batching is enabled.
0	Receive-side batching is disabled. Default for all.

38.2.6 mim_delivery_control_loss_check_interval (context)

This controls the interval between mandatory loss checks for a Multicast Immediate Messaging (MIM) transport session. A value of 0 turns this loss check off.

<i>Scope:</i>	context
<i>Type:</i>	lbm_ulong_t
<i>Units:</i>	milliseconds
<i>Default value:</i>	0 (disabled)
<i>When Set:</i> to	Can only be set during object initialization.
<i>Version:</i>	This option was implemented in LBM 4.2

38.2.7 null_channel_behavior (receiver)

Behavior desired when a message without channel information (i.e. a standard UM message) is received by UM.

<i>Scope:</i>	receiver
<i>Type:</i>	int
<i>When Set:</i>	Can only be set during object initialization.

String value	Integer value	Description
"deliver"	LBM_RCV_TOPIC_ATTR_CHANNEL_BEHAVIOR_DELIVER_MSGS	Messages sent without channel information will be delivered to the callback specified upon receiver creation. Default for all.
"discard"	LBM_RCV_TOPIC_ATTR_CHANNEL_BEHAVIOR_DISCARD_MSGS	Messages sent without channel information will be discarded.

38.2.8 source_notification_function (receiver)

Callback functions (and associated client data pointer) that are called when a receiver creates or deletes a delivery controller associated with a source.

For the creation function, the application has the ability to set the source client data pointer to be used in each message received from the source.

Contrast this with [resolver_source_notification_function \(context\)](#).

This callback is called by the context thread and can not use an event queue. Therefore the callback function used should not block or it will delay reception of latency-sensitive messages.

<i>Scope:</i>	receiver
<i>Type:</i>	lbm_rcv_src_notification_func_t
<i>Default value:</i>	NULL
<i>When Set:</i>	Can only be set during object initialization.
<i>Config File:</i>	Cannot be set from an UM configuration file.

38.2.9 unrecognized_channel_behavior (receiver)

Behavior desired when a message with channel information for a channel not in the receiver's set of subscribed channels is received by UM.

<i>Scope:</i>	receiver
<i>Type:</i>	int
<i>When Set:</i>	Can only be set during object initialization.

String value	Integer value	Description
"deliver"	LBM_RCV_TOPIC_ATTR_CHANNEL_BEHAVIOR_DELIVER_MSGS	Messages sent with channel information for a channel not in the receiver's set of subscribed channels will be delivered to the callback specified upon receiver creation. Default for all.
"discard"	LBM_RCV_TOPIC_ATTR_CHANNEL_BEHAVIOR_DISCARD_MSGS	Messages sent with channel information for a channel not in the receiver's set of subscribed channels will be discarded.

Chapter 39

Wildcard Receiver Options

39.1 Reference

39.1.1 pattern_type (wildcard_receiver)

The type of expression UM uses to compare wildcard receiver patterns to new topics seen in topic advertisements or responses to wildcard receiver queries. As of UM Version 6.1, wildcard receivers must use PCRE expressions.

<i>Scope:</i>	wildcard_receiver
<i>Type:</i>	int
<i>When Set:</i>	Can only be set during object initialization.

String value	Integer value	Description
"pcre"	LBM_WILDCARD_RCV_PATT↔ ERN_TYPE_PCRE	The pattern is a regular expression usable by PCRE (Perl Compatible Regular Expressions) library. Default for all.
"regex" Deprecated in UM Version 6.1.	LBM_WILDCARD_RCV_PATT↔ ERN_TYPE_REGEX	The pattern is a regular expression usable by POSIX Extended Regular Expressions.
"appcb" Deprecated in UM Version 6.1.	LBM_WILDCARD_RCV_PATT↔ ERN_TYPE_APP_CB	The wildcard receiver ignores the pattern and calls an application callback set by the pattern↔callback (wildcard_receiver) option.

39.1.2 receiver_create_callback (wildcard_receiver)

Callback function (and associated client data pointer) that is called when a receiver is about to be created for a topic which matched a wildcard receiver pattern.

This callback is called by the context thread and can not use an event queue. Therefore the callback function used should not block or it will delay reception of latency-sensitive messages.

The callback function should always return 0.

<i>Scope:</i>	wildcard_receiver
<i>Type:</i>	lbm_wildcard_rcv_create_func_t
<i>Default value:</i>	NULL
<i>When Set:</i>	Can only be set during object initialization.
<i>Config File:</i>	Cannot be set from an UM configuration file.
<i>Version:</i>	This option was implemented in LBM 3.4/UME 2.1.

39.1.3 receiver_delete_callback (wildcard_receiver)

Callback function (and associated client data pointer) that is called when a receiver is about to be deleted.

This callback is called by the context thread and can not use an event queue. Therefore the callback function used should not block or it will delay reception of latency-sensitive messages.

The callback function should always return 0.

<i>Scope:</i>	wildcard_receiver
<i>Type:</i>	lbm_wildcard_rcv_delete_func_t
<i>Default value:</i>	NULL
<i>When Set:</i>	Can only be set during object initialization.
<i>Config File:</i>	Cannot be set from an UM configuration file.
<i>Version:</i>	This option was implemented in LBM 3.4/UME 2.1.

39.1.4 resolver_no_source_linger_timeout (wildcard_receiver)

This sets the linger timeout value before a topic with no sources is removed and cleaned up. Since wildcard receivers set the [resolution_no_source_notification_threshold \(receiver\)](#) to 10, the linger timer starts after the wildcard receiver sends 10 queries and subsequently receives a no-source notification.

<i>Scope:</i>	wildcard_receiver
<i>Type:</i>	lbm_ulong_t
<i>Units:</i>	milliseconds
<i>Default value:</i>	1000 (1 second)
<i>When Set:</i> to	Can only be set during object initialization.

39.1.5 resolver_query_maximum_interval (wildcard_receiver)

The longest - and last - interval in wildcard receiver topic querying. A value of 0 disables wildcard receiver topic querying. See also [Disabling Aspects of Topic Resolution](#).

<i>Scope:</i>	wildcard_receiver
<i>Type:</i>	lbm_ulong_t
<i>Units:</i>	milliseconds
<i>Default value:</i>	1000 (1 second)
<i>When Set:</i> to	Can only be set during object initialization.
<i>Version:</i>	This option was implemented in LBM 4.0

39.1.6 resolver_query_minimum_duration (wildcard_receiver)

The duration of wildcard queries in wildcard receiver topic querying. Only PCRE and regex pattern types can use wildcard queries. A value of 0 guarantees that wildcard receiver topic querying never completes.

<i>Scope:</i>	wildcard_receiver
<i>Type:</i>	lbm_ulong_t
<i>Units:</i>	seconds
<i>Default value:</i>	60 (1 minute)
<i>When Set:</i>	Can only be set during object initialization.
<i>Version:</i>	This option was implemented in LBM 4.0

39.1.7 resolver_query_minimum_interval (wildcard_receiver)

Interval between the first topic query sent upon creation of the wildcard receiver and the second query sent by the receiver. A value of 0 disables wildcard receiver topic querying. See also [Disabling Aspects of Topic Resolution](#). This option has an effective minimum of 30 ms. See [Resolver Operation Options](#).

<i>Scope:</i>	wildcard_receiver
<i>Type:</i>	lbm_ulong_t
<i>Units:</i>	milliseconds
<i>Default value:</i>	50 (0.05 seconds)
<i>When Set:</i>	Can only be set during object initialization.
<i>Version:</i>	This option was implemented in LBM 4.0

39.1.8 resolver_wildcard_queries_per_second (context)

Maximum number of queries sent within a one second period during wildcard receiver topic querying. A value of 0 means that queries for the wildcard topic are not limited to a maximum number of queries per second. Note that the topic's queries are still subject to being rate limited by [resolver_wildcard_query_bps \(context\)](#). Refer to **Rate Controls** in the Ultra Messaging Concepts Guide for additional information about the UM rate limiting algorithm.

<i>Scope:</i>	context
<i>Type:</i>	lbm_ulong_t
<i>Units:</i>	advertisements
<i>Default value:</i>	0

<i>When Set:</i>	<i>to</i> Can only be set during object initialization.
<i>Version:</i>	This option was implemented in LBM 4.0

39.1.9 resolver_wildcard_query_bps (context)

Maximum query rate during wildcard receiver topic querying. A value of 0 means that queries for the wildcard topic are not limited to a maximum number of bits per second. Note that the topic's queries are still subject to being rate limited by [resolver_wildcard_queries_per_second \(context\)](#). Refer to **Rate Controls** in the Ultra Messaging Concepts Guide for additional information about the UM rate limiting algorithm.

<i>Scope:</i>	context
<i>Type:</i>	lbm_uint64_t
<i>Units:</i>	bits per second
<i>Default value:</i>	1000000
<i>When Set:</i>	<i>to</i> Can only be set during object initialization.
<i>Version:</i>	This option was implemented in LBM 4.0

39.1.10 resolver_wildcard_receiver_map_tablesz (context)

The size of the hash table used for storing wildcard receiver patterns. A value of 0 disables caching wildcard receiver patterns. This value should be a prime number.

<i>Scope:</i>	context
<i>Type:</i>	size_t
<i>Units:</i>	map entries
<i>Default value:</i>	10273
<i>When Set:</i>	<i>to</i> Can only be set during object initialization.

Chapter 40

Event Queue Options

40.1 Reference

40.1.1 event_queue_name (event_queue)

The name of an event queue, limited to 128 alphanumeric characters, hyphens or underscores.

<i>Scope:</i>	event_queue
<i>Type:</i>	string
<i>When Set:</i> to	Can only be set during object initialization.
<i>Version:</i>	This option was implemented in LBM 4.3/UMP 3.3/UMQ 2.3.

40.1.2 queue_age_enabled (event_queue)

Controls whether the length of time each event spends on the event queue is measured. Useful only if you are monitoring event queue statistics.

<i>Scope:</i>	event_queue
<i>Type:</i>	int
<i>Default value:</i>	0

<i>When Set:</i>	<i>to</i>	May be set during operation.
------------------	-----------	------------------------------

Value	Description
1	Enables measuring of event queue entry ages.
0	Disables measuring of event queue entry ages. Default for all.

40.1.3 queue_cancellation_callbacks_enabled (event_queue)

Flag indicating whether the event queue is to do appropriate locking to provide cancellation callback support for cancel/delete functions.

<i>Scope:</i>	event_queue
<i>Type:</i>	int
<i>When Set:</i>	<i>to</i> Can only be set during object initialization.

Value	Description
1	Provide support for cancellation callbacks.
0	Do not provide cancellation callback support. Default for all.

40.1.4 queue_count_enabled (event_queue)

Controls whether the numbers of each type of queue entry are counted. Useful only if you are monitoring event queue statistics.

<i>Scope:</i>	event_queue
---------------	-------------

<i>Type:</i>	int
<i>Default value:</i>	0
<i>When Set:</i>	May be set during operation.

Value	Description
1	Enables counting event queue entries.
0	Disables counting of event queue entries. Default for all.

40.1.5 queue_delay_warning (event_queue)

The event queue delay threshold (in microseconds) at which the monitor function for the event queue is called. This delay is the time that an event has been queued before being dispatched. A value of 0 indicates the event queue delay is not to be monitored and checked.

<i>Scope:</i>	event_queue
<i>Type:</i>	lbm_ulong_t
<i>Units:</i>	microseconds
<i>Default value:</i>	0 (not monitored)
<i>When Set:</i>	May be set during operation.

40.1.6 queue_enqueue_notification (event_queue)

Flag indicating whether to call the monitor function when an event is enqueued into the given event queue. The thread enqueueing the event is the one that calls this function. So, when this is called, the monitoring function in use should only assume this is only notification of enqueueing. The monitor function should not dispatch events directly.

<i>Scope:</i>	event_queue
<i>Type:</i>	int

<i>When Set:</i>	<i>to</i>	May be set during operation.
------------------	-----------	------------------------------

Value	Description
1	Enable notification.
0	Disable notification. Default for all.

40.1.7 queue_objects_purged_on_close (event_queue)

Flag indicating whether the event queue should be immediately purged of any pending events associated with a recently closed object (e.g. source, receiver) during the close operation, or be left on the queue to be discarded as the event queue drains normally. In either case, UM does not deliver the defunct events to the application. The `Immediate purge` setting reclaims memory immediately, while the `Delay purge` setting spreads the reclamation work over time, reducing the CPU impact of closing objects associated with the queue.

<i>Scope:</i>	event_queue
<i>Type:</i>	int
<i>When Set:</i>	<i>to</i> Can only be set during object initialization.

Value	Description
1	Immediate purge. Default for all.
0	Delay purge.

40.1.8 queue_service_time_enabled (event_queue)

Controls whether the amount of time required to service each event on the event queue is measured. Useful only if you are monitoring event queue statistics.

<i>Scope:</i>	event_queue
<i>Type:</i>	int
<i>Default value:</i>	0
<i>When Set:</i>	to May be set during operation.

Value	Description
1	Enables measuring of event queue service times.
0	Disables measuring of event queue service times. Default for all.

40.1.9 queue_size_warning (event_queue)

The event queue size threshold (in number of events) at which the monitor function for the event queue is called. A value of 0 indicates the event queue size is not to be monitored and checked.

<i>Scope:</i>	event_queue
<i>Type:</i>	lbm_ulong_t
<i>Units:</i>	number of events
<i>Default value:</i>	0 (not monitored)
<i>When Set:</i>	to May be set during operation.

Chapter 41

Ultra Messaging Persistence Options

The options described in this section are for persistence, and are invalid for users of the UMS (streaming-only) product.

See the *Guide for Persistence* for more information.

41.1 Reference

41.1.1 ume_ack_batching_interval (context)

The interval between checks by UMP of consumed, unacknowledged messages. See also [ume_use_ack_batching \(receiver\)](#).

<i>Scope:</i>	context
<i>Type:</i>	lbm_ulong_t
<i>Units:</i>	milliseconds
<i>Default value:</i>	100 (0.1 seconds)
<i>When Set:</i>	Can only be set during object initialization.
<i>Version:</i>	This option was implemented in UMS 5.0, UMP 5.0, UMQ 5.0.

41.1.2 ume_activity_timeout (receiver)

Establishes the period of time from a receiver's last activity to the release of the receiver's Reg ID. Stores return an error to any new request for the receiver's Reg ID during this period.

Overrides the **receiver-activity-timeout** setting configured for the receiver's topic on the store. The default value of 0 (zero) disables this option.

See also **Persistence Proxy Sources**.

<i>Scope:</i>	receiver
<i>Type:</i>	lbm_ulong_t
<i>Units:</i>	milliseconds
<i>Default value:</i>	0 (zero)
<i>When Set:</i> to	Can only be set during object initialization.

41.1.3 **ume_activity_timeout (source)**

Establishes the period of time from a source's last activity to the release of the source's Reg ID. Stores return an error to any new source requesting the source's Reg ID during this period.

If proxy sources are enabled ([ume_proxy_source \(source\)](#)), the store does not release the source's Reg ID and UMP elects a proxy source. Overrides the **source-activity-timeout** setting configured for the source's topic on the store. The default value of 0 (zero) disables this option. If neither proxy sources nor [ume_state_lifetime \(source\)](#) are configured, the store also deletes the source's state and cache.

See also **Persistence Proxy Sources**.

<i>Scope:</i>	source
<i>Type:</i>	lbm_ulong_t
<i>Units:</i>	milliseconds
<i>Default value:</i>	0 (zero)
<i>When Set:</i> to	Can only be set during object initialization.

41.1.4 **ume_allow_confirmed_delivery (receiver)**

Specifies whether or not UMP allows the sending of confirmed delivery notifications back to the source.

<i>Scope:</i>	receiver
<i>Type:</i>	int
<i>When Set:</i>	Can only be set during object initialization.
<i>Version:</i>	This option was implemented in UM 5.0.

Value	Description
1	Indicates that UMP can send confirmed delivery notifications. Default for all.
0	Indicates that UMP can not send confirmed delivery notifications.

41.1.5 ume_application_outstanding_maximum (receiver)

This UMP receiver option enables the UMP Throttled Delivery feature and sets an upper threshold on the number of message fragments from a single source that are delivered or in an event queue, but not yet consumed. When the number of message fragments exceeds this threshold, the receiver stops buffering all incoming message fragments. Thus, messages from the source transport stream might be dropped and recovered via OTR or UMP late-join mechanisms.

This feature effectively limits the recovery rate and live stream rate to the receiver message consumption rate. If OTR is disabled for the receiver, this threshold applies only during initial Late Join recovery. Setting this option to 0 (zero) disables the UMP Throttled Delivery feature.

<i>Scope:</i>	receiver
<i>Type:</i>	lbm_ulong_t
<i>Units:</i>	message fragments
<i>Default value:</i>	0 (disabled)
<i>When Set:</i>	Can only be set during object initialization.
<i>Version:</i>	This option was implemented in UMP 6.7

41.1.6 ume_confirmed_delivery_notification (source)

Flag indicating the application is interested in receiving notifications of consumption of messages by receivers (confirmed delivery) via the source event mechanism.

Generates the source events **LBM_SRC_EVENT_UME_DELIVERY_CONFIRMATION** and/or **LBM_SRC_EVENT_UME_DELIVERY_CONFIRMATION_EX**. When turned off, receivers do not send delivery confirmation notifications to the source unless the release policy dictates the need for them. For more information, see **Delivery Confirmation Concept**.

Note

Smart Sources do not support delivery confirmation.

<i>Scope:</i>	source
<i>Type:</i>	int
<i>When Set:</i>	Can only be set during object initialization.

String value	Integer value	Description
"0"	LBM_SRC_TOPIC_ATTR_UME_CDELV↔ _EVENT_NONE	The source does not wish to receive delivery confirmation notifications. Default for all.
"1"	LBM_SRC_TOPIC_ATTR_UME_CDELV↔ _EVENT_PER_FRAGMENT	The source wishes to receive delivery confirmation notifications for all messages and message fragments.
"2"	LBM_SRC_TOPIC_ATTR_UME_CDELV↔ _EVENT_PER_MESSAGE	The source wishes to receive only one delivery confirmation for a message regardless of how many fragments it comprised.
"3"	LBM_SRC_TOPIC_ATTR_UME_CDELV↔ _EVENT_FRAG_AND_MSG	The source wishes to receive delivery confirmation notifications for all messages and message fragments. In addition, the notification contains a WHOLE_MESSAGE_C↔ ONFIRMED flag when the last fragment of a message has been delivered.

41.1.7 ume_consensus_sequence_number_behavior (receiver)

The behavior that the receiver will follow when determining the consensus sequence number used as the sequence number to begin reception at upon re-registration after a failure or suspension. This setting is only used when quorum-consensus is also used on the source.

<i>Scope:</i>	receiver
<i>Type:</i>	int
<i>When Set:</i> to	Can only be set during object initialization.

String value	Integer value	Description
"lowest"	LBM_RCV_TOPIC_ATTR_UME_QC_SEQUENCE_BEHAVIOR_LOWEST	Consensus is determined as the lowest of the latest sequence numbers seen from any store.
"majority"	LBM_RCV_TOPIC_ATTR_UME_QC_SEQUENCE_BEHAVIOR_MAJORITY	Consensus is determined as the latest sequence number agreed upon by the majority of stores within a group. Between groups, the latest of all majority decisions is used. Default for all.
"highest"	LBM_RCV_TOPIC_ATTR_UME_QC_SEQUENCE_BEHAVIOR_HIGHEST	Consensus is determined as the highest of the latest sequence numbers seen from any store.

41.1.8 ume_consensus_sequence_number_behavior (source)

The behavior that the source follows when determining the consensus sequence number used as the first message of a source upon re-registration after a failure or suspension. This setting is only used when quorum-consensus is also used.

<i>Scope:</i>	source
<i>Type:</i>	int
<i>When Set:</i> to	Can only be set during object initialization.

String value	Integer value	Description
"lowest"	LBM_SRC_TOPIC_ATTR_UME_QC_SEQUENCE_BEHAVIOR_LOWEST	Consensus is determined as the lowest of the latest sequence numbers seen from any store.
"majority"	LBM_SRC_TOPIC_ATTR_UME_QC_SEQUENCE_BEHAVIOR_MAJORITY	Consensus is determined as the latest sequence number agreed upon by the majority of stores within a group. Between groups, the latest of all majority decisions is used.
"highest"	LBM_SRC_TOPIC_ATTR_UME_QC_SEQUENCE_BEHAVIOR_HIGHEST	Consensus is determined as the highest of the latest sequence numbers seen from any store. Default for all.

41.1.9 ume_explicit_ack_only (receiver)

Flag indicating if the receiver should automatically send acknowledgements to any stores and to the source or if the application desires to explicitly generate acknowledgements itself.

See also **Explicit Acknowledgments**.

<i>Scope:</i>	receiver
<i>Type:</i>	int
<i>When Set:</i>	Can only be set during object initialization.

Value	Description
1	The receiving application will generate acknowledgements explicitly and the UMP receiver should not automatically generate them.
0	The UMP receiver will automatically generate and send acknowledgements based on message consumption. Default for all.

41.1.10 ume_flight_size (source)

Specifies the number of messages allowed to be in flight (unstabilized at a store and without delivery confirmation) before a new message send either blocks or triggers a notification (source event).

See [ume_flight_size_behavior \(source\)](#).

Note that the flight size is also limited by [ume_flight_size_bytes \(source\)](#). The blocking behavior is enforced if either threshold is met.

Note: for very small flight sizes, it is recommended to configure the Store's UM config option [response_tcp_nodelay \(context\)](#) to 1.

<i>Scope:</i>	source
<i>Type:</i>	unsigned int
<i>Units:</i>	messages
<i>Default value:</i>	1000
<i>When Set:</i> to	Can only be set during object initialization.
<i>Version:</i>	This option was implemented in LBM 4.1.1/UME 3.1.1

41.1.11 ume_flight_size_behavior (source)

The behavior that UMP follows when a message send exceeds the source's [ume_flight_size \(source\)](#).

<i>Scope:</i>	source
<i>Type:</i>	int
<i>When Set:</i> to	Can only be set during object initialization.
<i>Version:</i>	This option was implemented in LBM 4.1.1/UME 3.1.1

String value	Integer value	Description
"Block"	LBM_FLIGHT_SIZE_BEHAVIOR_BLOCK	The send call blocks when a source sends a message that exceeds its flight size. If the source uses a non-blocking send, the send returns an LBM_EWOULD_BLOCK. Default for all.

String value	Integer value	Description
"Notify"	LBM_FLIGHT_SIZE_BEHAVIOR_NOTIFY	A message send that exceeds the configured flight size does not block but triggers a flight size notification (source event), indicating that the flight size has been surpassed. UMP also sends a source event notification if the number of in-flight messages falls below the configured flight size.

41.1.12 `ume_flight_size_bytes` (source)

Specifies the number of bytes of message payload allowed to be in flight (unstabilized at a store and without delivery confirmation) before a new message send either blocks or triggers a notification source event.

See [ume_flight_size_behavior](#) (source).

Note that the flight size is also limited by [ume_flight_size](#) (source). The blocking behavior is enforced if either threshold is met. If `ume_flight_size_bytes` is set to zero, then only `ume_flight_size` is used.

If using Receiver-paced Persistence, this option must be greater than 0 (zero) but less than or equal to the repository's **source-flight-size-bytes-maximum** value, otherwise the source registration will fail. See the "↔ Implementing RPP" section of the Guide for Persistence for more information on the coordination between RPP source and store configuration options.

Note: for very small flight sizes, it is recommended to configure the Store's UM config option [response_tcp_nodelay](#) (context) to 1.

<i>Scope:</i>	source
<i>Type:</i>	lbm_uint64_t
<i>Units:</i>	bytes
<i>Default value:</i>	0 (disabled)
<i>When to Set:</i>	Can only be set during object initialization.
<i>Version:</i>	This option was implemented in UMP 5.3

41.1.13 ume_force_reclaim_function (source)

Callback function (and associated client data pointer) that is called when a source is forced to release a retained message due to size limitations specified.

This callback is called by the context thread and can not use an event queue. Therefore the callback function used should not block or it will delay reception of latency-sensitive messages.

<i>Scope:</i>	source
<i>Type:</i>	lbm_ume_src_force_reclaim_func_t
<i>Default value:</i>	NULL
<i>When Set:</i>	Can only be set during object initialization.
<i>Config File:</i>	Cannot be set from an UM configuration file.

41.1.14 ume_late_join (source)

Flag indicating the source should allow late join operation for receivers and persistent stores. This is a compatibility setting. The [late_join \(source\)](#) setting should be used instead.

<i>Scope:</i>	source
<i>Type:</i>	int
<i>When Set:</i>	Can only be set during object initialization.

Value	Description
1	The source allows late join receivers and persistent stores.
0	The source does not allow late join receivers or persistent stores. Default for all.

41.1.15 ume_message_stability_lifetime (source)

The total time in milliseconds from the initial send of a message before a UMP source gives up entirely on receiving a stability acknowledgement for the message. The source then delivers a forced reclaim notice to the application. This option is part of the Proactive Retransmissions feature.

<i>Scope:</i>	source
<i>Type:</i>	lbm_ulong_t
<i>Units:</i>	milliseconds
<i>Default value:</i>	1200000 (20 minutes)
<i>When Set:</i>	Can only be set during object initialization.
<i>Version:</i>	This option was implemented in UMP 6.0

41.1.16 ume_message_stability_notification (source)

Flag indicating the source is interested in receiving notifications of message stability from persistent stores via the source event mechanism.

Even when turned off, stores continue to send message stability notifications to the source for retention purposes. However, no notification will be delivered to the application.

Note

Smart Sources only support "0" (none) or "2" (per-message).

<i>Scope:</i>	source
<i>Type:</i>	int
<i>When Set:</i>	Can only be set during object initialization.

String value	Integer value	Description
"0"	LBM_SRC_TOPIC_ATTR_UME_STABL↔ E_EVENT_NONE	The source does not wish to receive message stability notifications from the store.

String value	Integer value	Description
"1"	LBM_SRC_TOPIC_ATTR_UME_STABLE↔ E_EVENT_PER_FRAGMENT	The source wishes to receive all message and message fragment stability notifications from the store. Default for all.
"2"	LBM_SRC_TOPIC_ATTR_UME_STABLE↔ E_EVENT_PER_MESSAGE	The source wishes to receive only a single message stability notifications from the store when the entire message has been stabilized. This notification contains the Sequence Number of the last fragment of the whole message but does NOT contain store information.
"3"	LBM_SRC_TOPIC_ATTR_UME_STABLE↔ E_EVENT_FRAG_AND_MSG	The source wishes to receive all message and message fragment stability notifications from the store. In addition, the notification contains a WHOLE_MESSAGE_STABLE↔ flag when the last fragment of a message has been stabilized.

41.1.17 ume_message_stability_timeout (source)

The time in milliseconds from initial send of a message until it is resent by the source because the source has not received a stability acknowledgement for the store (or a quorum of stores). Setting this option to 0 (zero) disables the Proactive Retransmissions feature.

<i>Scope:</i>	source
<i>Type:</i>	lbm_ulong_t
<i>Units:</i>	milliseconds
<i>Default value:</i>	5000 (5 seconds)
<i>When Set:</i>	Can only be set during object initialization.
<i>Version:</i>	This option was implemented in UMP 6.0

41.1.18 ume_proactive_keepalive_interval (context)

A persistent receiver sends consumption acknowledgements to the store to update that receiver's state in the store. In the absence of new consumption acknowledgments, a receiver re-sends the most-recent acknowledgement periodically to maintain that state. The ume_proactive_keepalive_interval option specifies the maximum interval between successive acknowledgements. This value should be set less than the [ume↔ activity_timeout \(receiver\)](#) and the state lifetime, ideally no more than 1/3 of the lesser of those two. Valid

settings are greater than or equal to 1500 (1.5 seconds, the effective minimum), or zero to disable proactive keepalives and revert to pre-UM 6.9 keepalive behavior.

<i>Scope:</i>	context
<i>Type:</i>	ibm_ulong_t
<i>Units:</i>	milliseconds
<i>Default value:</i>	3000 (3 seconds)
<i>When Set:</i>	Can only be set during object initialization.
<i>Version:</i>	This option was implemented in UMP 6.9.1

41.1.19 ume_proxy_source (source)

Controls whether any stores with which the source registers should provide a proxy source in the event the actual source terminates. Proxy source support is only available for quorum/consensus store configurations. In addition, proxy source support requires that the source register with an actual registration ID, and not request that the store assign it a registration ID.

<i>Scope:</i>	source
<i>Type:</i>	int
<i>Default value:</i>	0
<i>When Set:</i>	Can only be set during object initialization.

Value	Description
1	Enables proxy source support.
0	Disables proxy source support. Default for all.

41.1.20 ume_receiver_liveness_interval (context)

The maximum interval between delivery confirmations or keepalive messages send to the source. Expiration of this interval triggers another keepalive and an interval reset.

<i>Scope:</i>	context
<i>Type:</i>	int
<i>Units:</i>	milliseconds
<i>Default value:</i>	0 (disable; do not send keepalives)
<i>When Set:</i>	Can only be set during object initialization.
<i>Version:</i>	This option was implemented in UMP 5.2.

41.1.21 ume_receiver_paced_persistence (receiver)

Enables Receiver-paced Persistence (RPP) for the receiver, and specifies the blocking behavior. If the source and store agree that the topic is receiver-paced, a receiver that leaves this option at 0 will have a store registration error. Similarly, if the source and store agree that the topic is source paced, a receiver setting this option to 1 or 2 will have a store registration error. See Receiver-Paced Persistence Operations in the Guide for Persistence for additional information. Also see repository-allow-receiver-paced-persistence in the Guide for Persistence.

<i>Scope:</i>	receiver
<i>Type:</i>	lbm_uint8_t
<i>When Set:</i>	Can only be set during object initialization.
<i>Version:</i>	This option was implemented in UMP 5.3. Value "2" was added in UMP 6.9

String value	Integer value	Description
"0"	0	Indicates that the receiver is not a RPP receiver. Default for all.
"1"	1	Indicates that the receiver is a blocking RPP receiver.
"2"	2	Indicates that the receiver is a non-blocking RPP receiver.

41.1.22 ume_receiver_paced_persistence (source)

Specifies that the source is a Receiver-paced Persistence (RPP) source and may change certain topic repository options to values allowed by the repository. If the repository has set **repository-allow-receiver-paced-persistence** to 0 (disable), setting this option to 1 creates a store registration error. See Receiver-Paced Persistence Operations in the Guide for Persistence for additional information.

<i>Scope:</i>	source
<i>Type:</i>	lbm_uint8_t
<i>When Set:</i>	Can only be set during object initialization.
<i>Version:</i>	This option was implemented in UMP 5.3

Value	Description
1	Indicates that source is a RPP source.
0	Indicates that source is not a RPP source. Default for all.

41.1.23 ume_recovery_sequence_number_info_function (receiver)

Callback function (and associated client data pointer) that is called when a receiver is about to complete registration from the stores in use by the source and the low sequence number is to be determined. The application has the ability to modify the sequence number to use if it desires.

This callback is called by the context thread and can not use an event queue. Therefore the callback function used should not block or it will delay reception of latency-sensitive messages.

<i>Scope:</i>	receiver
<i>Type:</i>	lbm_ume_rcv_recovery_info_ex_func_t
<i>Default value:</i>	NULL
<i>When Set:</i>	Can only be set during object initialization.
<i>Config File:</i>	Cannot be set from an UM configuration file.

41.1.24 ume_registration_extended_function (receiver)

Callback function (and associated client data pointer) that is called when a receiver is about to attempt to register with a persistent store. The app must return the registration ID to request from the store or 0 if it will allow the store to allocate one. This function passes additional extended information, such as the store being used and a source client data pointer, etc.

This callback is called by the context thread and can not use an event queue. Therefore the callback function used should not block or it will delay reception of latency-sensitive messages.

<i>Scope:</i>	receiver
<i>Type:</i>	lbm_ume_rcv_regid_ex_func_t
<i>Default value:</i>	NULL
<i>When Set:</i>	Can only be set during object initialization.
<i>Config File:</i>	Cannot be set from an UM configuration file.

41.1.25 ume_registration_function (receiver)

Callback function (and associated client data pointer) that is called when a receiver is about to attempt to register with a persistent store. The app must return the registration ID to request from the store or 0 if it will allow the store to allocate one.

This callback is called by the context thread and can not use an event queue. Therefore the callback function used should not block or it will delay reception of latency-sensitive messages.

This setting is provided for compatibility. The [ume_registration_extended_function \(receiver\)](#) setting should be used instead.

<i>Scope:</i>	receiver
<i>Type:</i>	lbm_ume_rcv_regid_func_t
<i>Default value:</i>	NULL
<i>When Set:</i>	Can only be set during object initialization.
<i>Config File:</i>	Cannot be set from an UM configuration file.

41.1.26 ume_registration_interval (receiver)

The interval between registration attempts by the receiver to a persistent store in use by the source.

<i>Scope:</i>	receiver
<i>Type:</i>	lbm_ulong_t
<i>Units:</i>	milliseconds
<i>Default value:</i>	3000 (3 seconds)
<i>When Set:</i> to	Can only be set during object initialization.

41.1.27 ume_registration_interval (source)

The interval between registration attempts by the source. Before declaring Registration Complete, sources wait at least one full interval, unless all stores have registered.

When using the round-robin store behavior, this is the value between registration attempts with the various stores. In other words, attempt to register with primary, wait interval, attempt to register with secondary, wait interval, etc.

<i>Scope:</i>	source
<i>Type:</i>	lbm_ulong_t
<i>Units:</i>	milliseconds
<i>Default value:</i>	3000 (3 seconds)
<i>When Set:</i> to	Can only be set during object initialization.

41.1.28 ume_repository_ack_on_reception (source)

For Receiver-paced Persistence (RPP) sources with a **repository-type** of **disk** or **reduced-fd**, specifies that the stability acknowledgement should be sent upon message reception by the store instead of when the message has been written to disk. Note that this reduces the robustness of the persisted stream and makes it more susceptible to message loss in the event of multiple failures.

This source option is ignored if RPP is not enabled. With non-RPP sources, the store's acknowledgement

behavior is controlled directly by the store's **repository-allow-ack-on-reception** configuration element.

When RPP is enabled, the store checks this option's value against the repository element **repository-allow-ack-on-reception**. If **repository-allow-ack-on-reception** is false, then the store will reject the registration from any source that enables `ume_repository_ack_on_reception`. See the "Implementing RPP" section of the Guide for Persistence for more information on the coordination between RPP source and store configuration options.

<i>Scope:</i>	source
<i>Type:</i>	lbm_uint8_t
<i>When Set:</i>	Can only be set during object initialization.
<i>Version:</i>	This option was implemented in UMP 5.3

Value	Description
1	The repository sends a stability acknowledgement for a message as soon as it has received the message.
0	The repository sends a stability acknowledgement for a message once it has been written to disk. Default for all.

41.1.29 `ume_repository_disk_file_size_limit` (source)

For Receiver-paced Persistence (RPP) sources with a **repository-type** of **disk** or **reduced-fd**, specifies the maximum amount of disk space used to store retained messages.

This source option is ignored if RPP is not enabled. For non-RPP sources, the repository's file size limit is controlled directly by the store's **repository-disk-file-size-limit** configuration element.

When RPP is enabled, the store range checks this option's value against the repository element **repository-disk-file-size-limit**, and rejects the registration if the source requests more bytes than that store's limit. As long as the source request is less than or equal to **repository-disk-file-size-limit**, the store will use the source's value in its operation. The default value (zero) causes the store to use its **repository-disk-file-size-limit** value. See the "Implementing RPP" section of the Guide for Persistence for more information on the coordination between RPP source and store configuration options.

<i>Scope:</i>	source
<i>Type:</i>	lbm_uint64_t
<i>Units:</i>	bytes

<i>Default value:</i>	0 (disabled)
<i>When Set:</i> to	Can only be set during object initialization.
<i>Version:</i>	This option was implemented in UMP 5.3

41.1.30 `ume_repository_size_limit` (source)

For Receiver-paced Persistence (RPP) sources with a **repository-type** of **memory**, **disk** or **reduced-fd**, specifies the maximum number of message bytes retained by the store (includes payload only). For the **disk** or **reduced-fd** repository type, this value configures the size of the memory cache.

This source option is ignored if RPP is not enabled. For non-RPP sources, the repository size limit is controlled directly by the store's **repository-size-limit** configuration element.

When RPP is enabled, the store range checks this option's value against the repository element **repository-size-limit**, and rejects the registration if the source requests more bytes than that store's limit. As long as the source request is less than or equal to **repository-size-limit**, the store will use the source's value in its operation. The default value (zero) causes the store to use its **repository-size-limit** value. See the "Implementing RPP" section of the Guide for Persistence for more information on the coordination between RPP source and store configuration options.

<i>Scope:</i>	source
<i>Type:</i>	size_t
<i>Units:</i>	bytes
<i>Default value:</i>	0 (disabled)
<i>When Set:</i> to	Can only be set during object initialization.
<i>Version:</i>	This option was implemented in UMP 5.3

41.1.31 `ume_repository_size_threshold` (source)

For Receiver-paced Persistence (RPP) sources with a **repository-type** of **memory**, **disk** or **reduced-fd**, specifies the minimum number of message bytes retained by the store (includes payload only). For the **disk** or **reduced-fd** repository type, this value configures the size of the memory cache.

This source option is ignored if RPP is not enabled. For non-RPP sources, the repository size threshold is

controlled directly by the store's **repository-size-threshold** configuration element.

When RPP is enabled, the store range checks this option's value against the repository element **repository-size-threshold**, and rejects the registration if the source requests more bytes than that store's threshold. As long as the source request is less than or equal to **repository-size-threshold**, the store will use the source's value in its operation. The default value (zero) causes the store to use its **repository-size-threshold** value. See the "Implementing RPP" section of the Guide for Persistence for more information on the coordination between RPP source and store configuration options.

<i>Scope:</i>	source
<i>Type:</i>	size_t
<i>Units:</i>	bytes
<i>Default value:</i>	0 (disabled)
<i>When Set:</i>	Can only be set during object initialization.
<i>Version:</i>	This option was implemented in UMP 5.3

41.1.32 ume_retention_intergroup_stability_behavior (source)

The behavior that the source will follow when determining, across store groups, both message stability and registration completion. A source cannot release a message until the message is stable. To be stable, a message must first be stable within the group and then stable between groups.

<i>Scope:</i>	source
<i>Type:</i>	int
<i>When Set:</i>	Can only be set during object initialization.

String value	Integer value	Description
"any", "any-group"	LBM_SRC_TOPIC_ATTR_UME_STABILITY_BEHAVIOR_ANY	Registration is complete when it is complete in any group. Messages are stable when they are stable in any group. Default for all.

String value	Integer value	Description
"all-active"	LBM_SRC_TOPIC_ATTR_UME_STABLE_BEHAVIOR_ALL_ACTIVE	A group is active if it has at least a quorum of registered stores, or as determined by the <code>ume_retention_intragroup_stability_behavior</code> option. Registration is complete when it is complete in all active groups. At least one group must be active. Messages are stable when they are stable in all active groups.
"majority"	LBM_SRC_TOPIC_ATTR_UME_STABLE_BEHAVIOR_MAJORITY	Registration is complete when it is complete in a majority of groups. Messages are stable when they are stable in a majority of groups.
"all", "all-groups"	LBM_SRC_TOPIC_ATTR_UME_STABLE_BEHAVIOR_ALL	Registration is complete when it is complete in all groups. Messages are stable when they are stable in all groups.

41.1.33 `ume_retention_intragroup_stability_behavior` (source)

The behavior that the source will follow when determining, within a store group, both message stability and group registration completion. A source cannot release a message until the message is stable. To be stable, a message must first be stable within the group and then stable between groups.

<i>Scope:</i>	source
<i>Type:</i>	int
<i>When Set:</i> to	Can only be set during object initialization.

String value	Integer value	Description
"quorum"	LBM_SRC_TOPIC_ATTR_UME_STABLE_BEHAVIOR_QUORUM	Registration is complete for the group when a majority of the stores in the group are registered. A message is stable within the group when a majority of the stores have acknowledged the message as stable. Default for all.

String value	Integer value	Description
"all-active"	LBM_SRC_TOPIC_ATTR_UME_STABLE_BEHAVIOR_ALL_ACTIVE	Registration is complete for the group when a majority of the stores in the group are registered. Stores registered with a source are active stores. A message is stable within the group when each active store in that group has acknowledged the message as stable.
"all", "all-stores"	LBM_SRC_TOPIC_ATTR_UME_STABLE_BEHAVIOR_ALL	Registration is complete for the group when all stores in the group are registered. A message is stable within the group when all stores in the group are registered and have acknowledged the message as stable.

41.1.34 ume_retention_size_limit (source)

The release policy regarding aggregate size limit before messages are forced to be released.

With **Smart Sources**, this option is ignored. Retention buffers are preallocated. NOTE: this setting is provided for compatibility. The [retransmit_retention_size_limit \(source\)](#) setting should be used instead. See that option for more information.

<i>Scope:</i>	source
<i>Type:</i>	size_t
<i>Units:</i>	bytes
<i>Default value:</i>	25165824 (24 MB)
<i>When Set:</i>	Can only be set during object initialization.

41.1.35 ume_retention_size_threshold (source)

The release policy regarding aggregate size threshold before messages are released. With **Smart Sources**, this option is ignored. Retention buffers are preallocated. This setting is provided for compatibility. The [retransmit_retention_size_threshold \(source\)](#) setting should be used instead. See that option for more information.

<i>Scope:</i>	source
<i>Type:</i>	size_t
<i>Units:</i>	bytes
<i>Default value:</i>	0 (no threshold)
<i>When Set:</i>	Can only be set during object initialization.

41.1.36 ume_retention_unique_confirmations (source)

The release policy regarding the number of confirmations from different receivers required before the source can release a message.

This option enhances, but does not supersede, message stability notification from the store(s). If the number of unique confirmations for a message is less than this amount, the message will not be released. If the number of unique confirmations for a message exceeds or equals this amount, then the message may be released if no other release policy setting overrides the decision. A value of 0 indicates there is no unique number of confirmations required for reclamation. For more information, see **Delivery Confirmation Concept**.

Note

Smart Sources do not support delivery confirmation.

<i>Scope:</i>	source
<i>Type:</i>	size_t
<i>Units:</i>	number of confirmations
<i>Default value:</i>	0 (none required)
<i>When Set:</i>	Can only be set during object initialization.

41.1.37 ume_session_id (context)

Specifies the default Session ID to use for sources and receivers within a context. A value of 0 (zero) indicates no Session ID is to be set.

See also **Managing RegIDs with Session IDs**. Valid formats for session IDs are as follows: A hexadecimal string with a maximum value of FFFFFFFFFFFFFFFF, prefixed with '0x'. An octal string with a maximum value of 177777777777777776 prefixed with '0'. A decimal string with a maximum value of 18446744073709551614. Prior to LBM 5.2.2, all UME session IDs were interpreted as hexadecimal, and did not accept the '0x' prefix. If upgrading from an earlier version to LBM 5.2.2 or later, prepend '0x' to the original setting to use the originally assigned session ID.

<i>Scope:</i>	context
<i>Type:</i>	ibm_uint64_t
<i>Default value:</i>	0 (zero)
<i>When Set:</i>	Can only be set during object initialization.
<i>Version:</i>	This option was implemented in LBM 4.2/UME 3.2

41.1.38 ume_session_id (receiver)

Specifies the Session ID to use for a receiver. A value of 0 (zero) indicates the context ume_session_id will be used.

See also **Managing RegIDs with Session IDs**.

Valid formats for session IDs are as follows: A hexadecimal string with a maximum value of FFFFFFFFFF←FFFFE, prefixed with '0x'. An octal string with a maximum value of 177777777777777776 prefixed with '0'. A decimal string with a maximum value of 18446744073709551614. Prior to LBM 5.2.2, all UME session IDs were interpreted as hexadecimal, and did not accept the '0x' prefix. If upgrading from an earlier version to LBM 5.2.2 or later, prepend '0x' to the original setting to use the originally assigned session ID.

<i>Scope:</i>	receiver
<i>Type:</i>	ibm_uint64_t
<i>Default value:</i>	0 (zero)
<i>When Set:</i>	Can only be set during object initialization.
<i>Version:</i>	This option was implemented in LBM 4.2/UME 3.2

41.1.39 ume_session_id (source)

Specifies the Session ID to use for a source. A value of 0 (zero) indicates the context ume_session_id will be used.

See also **Managing RegIDs with Session IDs**.

Valid formats for session IDs are as follows: A hexadecimal string with a maximum value of FFFFFFFF←FFFE, prefixed with '0x'. An octal string with a maximum value of 177777777777777776 prefixed with '0'. A decimal string with a maximum value of 18446744073709551614. Prior to LBM 5.2.2, all UME session IDs were interpreted as hexadecimal, and did not accept the '0x' prefix. If upgrading from an earlier version to LBM 5.2.2 or later, prepend '0x' to the original setting to use the originally assigned session ID.

<i>Scope:</i>	source
<i>Type:</i>	lbm_uint64_t
<i>Default value:</i>	0 (zero)
<i>When Set:</i>	Can only be set during object initialization.
<i>Version:</i>	This option was implemented in LBM 4.2/UME 3.2

41.1.40 ume_source_liveness_timeout (context)

The expected maximum interval between keepalive or delivery confirmation messages from a receiver. If neither are received within the interval, the source declares the receiver "dead".

<i>Scope:</i>	context
<i>Type:</i>	int
<i>Units:</i>	milliseconds
<i>Default value:</i>	0 (disable; do not track receivers)
<i>When Set:</i>	Can only be set during object initialization.
<i>Version:</i>	This option was implemented in UMP 5.2.

41.1.41 ume_sri_flush_sri_request_response (source)

This option determines if a source flushes the Implicit Batching buffer after it sends a Source Registration Information (SRI) record in response to a SRI request from a receiver.

Flushing this buffer places the SRI record immediately on the transport, which speeds up the process of receivers registering, but also can impose a greater load on the overall network since it can reduce the amount of transport batching.

See [ume_sri_immediate_sri_request_response \(source\)](#) for more information on SRI messages.

Note

Smart Sources do not support batching, so this option is ignored by a Smart Source.

<i>Scope:</i>	source
<i>Type:</i>	lbm_ulong_t
<i>When Set:</i>	Can only be set during object initialization.
<i>Version:</i>	This option was implemented in UMP 6.0

Value	Description
1	The source places a SRI record in the Implicit Batching buffer and then flushes the buffer.
0	The source places a SRI record in the Implicit Batching buffer and lets normal batch scheduling determine when to place the SRI on the transport. Default for all.

41.1.42 ume_sri_immediate_sri_request_response (source)

This option controls how quickly a source responds to a receiver's request for an SRI record.

A persistent source need to send information about its Stores so that the receivers can properly register with those stores. The information messages sent by the sources, contained in a Source Registration Information (SRI) record, is sent on the source's data transport session, and therefore have an effect on the transfer of application data messages. This configuration option is provided to assist you in managing the impact of SRI messages on the normal flow of data when a registering receiver requests the SRI record.

Note

Smart Sources do not support batching, so this option is ignored by a Smart Source.

<i>Scope:</i>	source
<i>Type:</i>	lbm_ulong_t
<i>When Set:</i>	Can only be set during object initialization.
<i>Version:</i>	This option was implemented in UMP 6.0

Value	Description
1	Indicates that the source sends an SRI record and also flushes the implicit batching buffer to immediately put the SRI record on the transport. This maximizes the speed at which a receiver completes its registration, but also can impose a greater load on the overall network since it can reduce the amount of transport batching. Default for all.
0	Indicates that the source waits for the period of time defined by ume_sri_request_response_latency (source) before sending an SRI record. This reduces overall system load, especially if multiple receivers are registering, as it allows a single SRI record to satisfy the registration needs of multiple receivers.

41.1.43 ume_sri_inter_sri_interval (source)

This option controls how frequently a source sends SRI records in reaction to a change in the source's registration with its stores.

Source Registration Information (SRI) records are sent by a source to its receivers for either of two reasons:

- a receiver has requested an SRI, usually because it is in the process of initializing and registering, or
- the source sees a change in its registration with its stores. For example, if a store becomes unresponsive and the source loses registration with it. Or if a previously failed store returns to service, and the source successfully registers with it.

This configuration option is concerned with the latter case (change in a source's registration with its stores): the source will send SRI records to receivers to inform them of the change. It sends multiple copies over time to maximize the chances of successful reception. It uses this configuration option to determine the interval between these SRI sends.

The default value results in the source sending 2 SRI packets every second. This value cannot be set to 0. See also [ume_sri_max_number_of_sri_per_update \(source\)](#).

<i>Scope:</i>	source
<i>Type:</i>	lbm_ulong_t
<i>Units:</i>	milliseconds
<i>Default value:</i>	500 (0.5 seconds)
<i>When Set:</i>	Can only be set during object initialization.
<i>Version:</i>	This option was implemented in UMP 6.0

41.1.44 ume_sri_max_number_of_sri_per_update (source)

The maximum number of SRI packets sent by a source after a change in the source's registration with its stores. For more information about these SRI messages, see [ume_sri_inter_sri_interval \(source\)](#).

<i>Scope:</i>	source
<i>Type:</i>	lbm_uint16_t
<i>Default value:</i>	20
<i>When Set:</i>	Can only be set during object initialization.
<i>Version:</i>	This option was implemented in UMP 6.0

41.1.45 ume_sri_request_interval (receiver)

The interval at which a registering receiver requests information about the persistent Store(s) from the source. The receiver cannot complete registration with the Store(s) until the source supplies the information, in the form of a Store Information Record (SRI). If no SRI is received within this interval, the receiver will continue to send requests until either the information is received, or until the [ume_sri_request_maximum \(receiver\)](#) is reached. If that limit is reached without having received the SRI, the receiver registration fails.

<i>Scope:</i>	receiver
<i>Type:</i>	lbm_ulong_t
<i>Units:</i>	milliseconds

<i>Default value:</i>	1000 (1 second)
<i>When Set:</i> to	Can only be set during object initialization.
<i>Version:</i>	This option was implemented in UMP 6.0

41.1.46 ume_sri_request_maximum (receiver)

The maximum number of requests the receiver issues for a Store Information Record (SRI) from the source. If the receiver has not received an SRI after this number of requests, it stops requesting and fails its registration. See [ume_sri_request_interval \(receiver\)](#).

<i>Scope:</i>	receiver
<i>Type:</i>	lbm_ulong_t
<i>Default value:</i>	60
<i>When Set:</i> to	Can only be set during object initialization.
<i>Version:</i>	This option was implemented in UMP 6.0

41.1.47 ume_sri_request_response_latency (source)

The interval a source waits before sending an SRI packet in response to a request from a receiver.

At the expiration of this interval, the SRI record may also be slightly delayed by normal batch scheduling unless [ume_sri_flush_sri_request_response \(source\)](#) is set to 1.

See [ume_sri_immediate_sri_request_response \(source\)](#) for more information about how and why to use this.

Note

Smart Sources do not support batching, so this option is ignored by a Smart Source.

<i>Scope:</i>	source
<i>Type:</i>	lbm_ulong_t
<i>Units:</i>	milliseconds
<i>Default value:</i>	100 (0.1 seconds)
<i>When Set:</i>	Can only be set during object initialization.
<i>Version:</i>	This option was implemented in UMP 6.0

41.1.48 ume_state_lifetime (receiver)

Establishes the period of time from a receiver's last activity to the deletion of the receiver's state and cache by the store.

You can also configure a **receiver-state-lifetime** for the receiver's topic on the store. The store uses whichever is shorter. The default value of 0 (zero) disables this option.

See also **Persistence Proxy Sources**.

<i>Scope:</i>	receiver
<i>Type:</i>	lbm_ulong_t
<i>Units:</i>	milliseconds
<i>Default value:</i>	0 (zero)
<i>When Set:</i>	Can only be set during object initialization.

41.1.49 ume_state_lifetime (source)

Establishes the period of time from a source's last activity to the deletion of the source's state and cache by the store, regardless of whether a proxy source has been created or not.

You can also configure a **source-state-lifetime** for the source's topic on the store. The store uses whichever is shorter. The default value of 0 (zero) disables this option.

See also **Persistence Proxy Sources**.

<i>Scope:</i>	source
<i>Type:</i>	lbm_ulong_t
<i>Units:</i>	milliseconds
<i>Default value:</i>	0 (zero)
<i>When Set:</i>	Can only be set during object initialization.

41.1.50 ume_store (source)

Add a store specification to the list of stores specified for the source. Unlike most other UMP settings, every time this setting is called, it adds another store specification to the list and does NOT overwrite previous specifications.

Each entry contains the IP address, TCP port, registration ID, and group index for the store. For the configuration file as well as API string setting functions, the string value for this option is formatted as "DomainID:IP↔:port:RegID:GroupIDX" where DomainID is the store's UM domain ID, IP is the store's IP address, port is the TCP port for the store, RegID is the registration ID that the source desires to use, and GroupIDX is the group index that the store belongs to. The DomainID, RegID, and GroupIDX pieces may be left off the string if desired. If so, UMP assumes the value of 0 for them.

With most configuration options, a previously-specified value can be overridden by simply specifying the option again with a new value. However, because each occurrence of **ume_store** adds a new store specification, use the IP address 0.0.0.0 and TCP port 0 to remove all previously specified stores. This allows subsequent store specifications to, in effect, override the earlier stores.

One or more stores means the source will use persistence. If no stores are specified, then persistence will not be provided for the source.

<i>Scope:</i>	source
<i>Type:</i>	lbm_ume_store_entry_t
<i>When Set:</i>	Can only be set during object initialization.

41.1.51 ume_store_activity_timeout (source)

The timeout value used to indicate when a store is unresponsive. The store must not be active within this interval to be considered unresponsive. This value must be much larger than the check interval.

<i>Scope:</i>	source
<i>Type:</i>	lbm_ulong_t
<i>Units:</i>	milliseconds
<i>Default value:</i>	10,000 (10 seconds)
<i>When Set:</i>	Can only be set during object initialization.

41.1.52 ume_store_behavior (source)

The behavior that the source follows for handling store failures. Only quorum-consensus is allowed. The option is retained for backwards compatibility purposes.

<i>Scope:</i>	source
<i>Type:</i>	int
<i>When Set:</i>	Can only be set during object initialization.

String value	Integer value	Description
"qc", "quorum-consensus"	LBM_SRC_TOPIC_ATTR_UME_STORE_BEHAVIOR_QC	The source uses multiple stores at the same time based on store and store group configuration. Default for all.

41.1.53 ume_store_check_interval (source)

The interval between activity checks of the current store. This interval also governs how often a source checks outstanding unstabilized messages to see if they have reached the configured [ume_message_stability_timeout \(source\)](#) value yet.

<i>Scope:</i>	source
<i>Type:</i>	lbm_ulong_t
<i>Units:</i>	milliseconds
<i>Default value:</i>	500 (0.5 seconds)
<i>When Set:</i>	Can only be set during object initialization.

41.1.54 ume_store_group (source)

Add a store group specification to the list of store groups specified for the source. Unlike other UMP settings, every time this setting is called, it adds another store group specification to the list and does NOT overwrite previous specifications. Each entry contains the group index and group size for the group. For the configuration file as well as string versions of setting this option, the string value is formatted as "GroupIDX:GroupSZ" where GroupIDX is the index of the group and GroupSZ is the size of the group. Because each entry adds a new store specification and does not overwrite previous values, an entry or string with the group index of 0 and group size of 0 will cause all previous store group specifications to be removed.

Note: When setting this option multiple times, you must set this option in group-index order, from lowest to highest. In other words, do not set this option for a group index lower in value than any previously set group index value.

<i>Scope:</i>	source
<i>Type:</i>	lbm_ume_store_group_entry_t
<i>When Set:</i>	Can only be set during object initialization.

41.1.55 ume_store_name (source)

Add a store specification to the list of stores specified for the source. Unlike other UMP settings, every time this setting is called, it adds another store specification to the list and does NOT overwrite previous specifications. Each entry contains the store name, registration ID, and group index for the store. For the configuration file as well as string versions of setting this option, the string value is formatted as "name:RegID:GroupIDX" where **name** is the name of the store configured with the store attribute, **context-name** in the **umestored** XML configuration file, RegID is the registration ID that the source desires to use, and GroupIDX is the group index that the store belongs to. The RegID and GroupIDX pieces may be left off the string if desired. If so, then the value of 0 is assumed for them. Store names are restricted to 128 characters in length, and may contain only alphanumeric characters, hyphens, and underscores.

<i>Scope:</i>	source
<i>Type:</i>	lbm_ume_store_name_entry_t
<i>When Set:</i>	Can only be set during object initialization.

41.1.56 ume_use_ack_batching (receiver)

Specifies whether or not UMP allows the batching of consumption acknowledgments sent to the store(s). If enabled, UMP checks for contiguous sequence numbered messages at the [ume_ack_batching_interval \(context\)](#).

See also **Batching Acknowledgments**.

<i>Scope:</i>	receiver
<i>Type:</i>	int
<i>When Set:</i>	Can only be set during object initialization.
<i>Version:</i>	This option was implemented in UMS 5.0, UMP 5.0, UMQ 5.0.

Value	Description
1	Indicates that UMP can acknowledge the consumption of a batch of messages. Default for all.
0	Indicates that UMP acknowledges the consumption of individual messages by the receiver.

41.1.57 ume_use_late_join (receiver)

Flag indicating if the receiver should participate in late join operation or not. This is a compatibility setting. The [use_late_join \(receiver\)](#) setting should be used instead.

<i>Scope:</i>	receiver
<i>Type:</i>	int
<i>When Set:</i>	Can only be set during object initialization.

Value	Description
1	The receiver will participate in using late join if requested to by the source. Default for all.
0	The receiver will not participate in using late join even if requested to by the source.

41.1.58 ume_use_store (receiver)

Flag indicating if the receiver should participate in using a persistent store or not.

<i>Scope:</i>	receiver
<i>Type:</i>	int
<i>When Set:</i> to	Can only be set during object initialization.

Value	Description
1	The receiver will participate in using a persistent store if requested to by the source. Default for all.
0	The receiver will not participate in using a persistent store even if requested to by the source.

41.1.59 ume_user_receiver_registration_id (context)

32-bit value that is used as a user set identifier to be included as the receiver registration ID in acknowledgements send by any receivers in the context to sources as confirmed delivery notifications. The value is not interpreted by UMP in any way and has no relation to registration IDs used by the receiver. A value of 0 indicates no user set value is in use and should not be sent with acknowledgements

<i>Scope:</i>	context
<i>Type:</i>	lbm_uint_t
<i>Units:</i>	identifier

<i>Default value:</i>	0 (no user set value in use)
<i>When Set:</i>	Can only be set during object initialization.

41.1.60 ume_write_delay (source)

For Receiver-paced Persistence (RPP) sources with a **repository-type** of **disk** or **reduced-fd**, specifies the delay in milliseconds the store should delay before persisting a message to disk.

This source option is ignored if RPP is not enabled. For non-RPP sources, the store's write delay is controlled directly by the store's **repository-disk-write-delay** configuration element.

When RPP is enabled, the store range checks this option's value against the repository element **repository-disk-write-delay**, and rejects the registration if the source requests a longer delay than that store's limit. As long as the source request is less than or equal to **repository-disk-write-delay**, the store will use the source's value in its operation. The default value (zero) causes the store to use its **repository-disk-write-delay** value. See the "Implementing RPP" section of the Guide for Persistence for more information on the coordination between RPP source and store configuration options.

<i>Scope:</i>	source
<i>Type:</i>	lbm_uint32_t
<i>Units:</i>	milliseconds
<i>Default value:</i>	0 (disabled)
<i>When Set:</i>	Can only be set during object initialization.
<i>Version:</i>	This option was implemented in UMP 5.3

Chapter 42

Ultra Messaging Queuing Options

The options described in this section are for queuing, and are invalid for users of the UMS (streaming-only) and UMP (streaming and persistent) products.

See the *Guide for Queuing* for more information.

42.1 Reference

42.1.1 umq_command_interval (context)

The interval at which all currently outstanding UMQ commands (registrations, de-registrations, message list commands, indexed queueing commands, etc.) are re-sent if they have not yet been acknowledged by the queue.

<i>Scope:</i>	context
<i>Type:</i>	lbm_ulong_t
<i>Units:</i>	milliseconds
<i>Default value:</i>	500 (0.5 seconds)
<i>When Set:</i>	Can only be set during object initialization.
<i>Version:</i>	This option was implemented in LBM 3.6/UME 3.0/UMQ 1.0.

42.1.2 umq_command_outstanding_maximum (context)

The maximum number of UMQ commands (registrations, de-registrations, message list commands, indexed queueing commands, etc.) that may be outstanding at one time for each configured queue. This option value must be greater than 0. Reducing this value may help alleviate some load on the UMQ queue daemon, but may potentially cause registrations and other commands to take longer to complete.

<i>Scope:</i>	context
<i>Type:</i>	lbm_uint32_t
<i>Units:</i>	number of outstanding commands
<i>Default value:</i>	1000
<i>When Set:</i>	Can only be set during object initialization.
<i>Version:</i>	This option was implemented in UMQ 5.3.1.

42.1.3 umq_delayed_consumption_report_interval (receiver)

The maximum interval to delay sending consumption reports on the receiver. Delaying consumption reports allows them to be batched together for efficiency but at the expense of delaying the consumption reports themselves individually. The value of 0 indicates the consumption reports should not be delayed.

<i>Scope:</i>	receiver
<i>Type:</i>	lbm_ulong_t
<i>Units:</i>	milliseconds
<i>Default value:</i>	0
<i>When Set:</i>	Can only be set during object initialization.
<i>Version:</i>	This option was implemented in LBM 4.1/UME 3.1/UMQ 1.1.

42.1.4 umq_hold_interval (receiver)

The maximum interval to hold control and data information within the UM queue delivery controller.

<i>Scope:</i>	receiver
<i>Type:</i>	lbm_ulong_t

<i>Units:</i>	milliseconds
<i>Default value:</i>	10000 (10 seconds)
<i>When Set:</i>	Can only be set during object initialization.
<i>Version:</i>	This option was implemented in LBM 3.6/UME 3.0/UMQ 1.0.

42.1.5 umq_index_assignment_eligibility_default (receiver)

Controls whether new receivers are immediately eligible for index assignment upon registration with a queue (the default) or whether they are ineligible upon registration and must be explicitly made eligible via a call to **lbm_rcv_umq_index_start_assignment()**.

<i>Scope:</i>	receiver
<i>Type:</i>	int
<i>When Set:</i>	Can only be set during object initialization.
<i>Version:</i>	This option was implemented in LBM 4.2/UME 3.2/UMQ 1.2

String value	Integer value	Description
"Eligible"	LBM_RCV_TOPIC_ATTR_UMQ_INDEX↔ _ASSIGN_ELIGIBILITY_ELIGIBLE	The receiver may be assigned indices as soon as it registers with a queue. Default for all.
"Ineligible"	LBM_RCV_TOPIC_ATTR_UMQ_INDEX↔ _ASSIGN_ELIGIBILITY_INELIGIBLE	The receiver must first call lbm_rcv_umq↔ _index_start_assignment() before it can be assigned any indices.

42.1.6 umq_message_stability_notification (source)

Flag indicating the source is interested in receiving notifications of message stability from UMQ via the source event mechanism. Even when turned off, UMQ continues to send message stability notifications to the source for retention purposes. However, UMQ delivers no notification to the application.

<i>Scope:</i>	source
<i>Type:</i>	int
<i>When Set:</i>	Can only be set during object initialization.
<i>Version:</i>	This option was implemented in LBM 3.6/UME 3.0/UMQ 1.0.

Value	Description
1	The source wishes to receive message stability notification. Default for all.
0	The source does not wish to receive message stability notifications.

42.1.7 umq_msg_total_lifetime (source)

Establishes the period of time from when a queue enqueues a message until the time the message cannot be assigned or reassigned to a receiver. The queue deletes the message upon expiration of the lifetime.

You can also configure a **message-total-lifetime** for the source's topic on the queue. The queue uses whichever is shorter. The default value of 0 (zero) disables this option. See also **Message Lifetime**.

<i>Scope:</i>	source
<i>Type:</i>	lbm_ulong_t
<i>Units:</i>	milliseconds
<i>Default value:</i>	0 (zero)
<i>When Set:</i>	Can only be set during object initialization.
<i>Version:</i>	This option was implemented in LBM 4.2 / UME 3.2 / UMQ 2.1

42.1.8 umq_queue_activity_timeout (context)

The timeout value used to indicate when a queue is marked inactive. The queue must be active within this interval to be marked inactive. This value must be much larger than the check interval.

<i>Scope:</i>	context
<i>Type:</i>	lbm_ulong_t
<i>Units:</i>	milliseconds
<i>Default value:</i>	3000 (3.0 seconds)
<i>When Set:</i>	Can only be set during object initialization.
<i>Version:</i>	This option was implemented in LBM 3.6/UME 3.0/UMQ 1.0.

42.1.9 umq_queue_participation (receiver)

Flag indicating if the receiver desires to participate in Queuing operations or not.

<i>Scope:</i>	receiver
<i>Type:</i>	int
<i>When Set:</i>	Can only be set during object initialization.
<i>Version:</i>	This option was implemented in LBM 3.6/UME 3.0/UMQ 1.0.

String value	Integer value	Description
"1"	1	The receiver desires to participate in Queuing operations. Default for all.
"0"	0	The receiver does not wish to participate in Queuing operations.

42.1.10 umq_queue_registration_id (context)

Assigns a Registration ID when connected to the given broker name, using the format "BrokerName:RegID". If a broker is not named or a broker does not support names, the broker will be given the name Default.

If a Registration ID is set for a given broker, that Registration ID is passed from the source through to the receiver. This information can be used to identify the source from which the data originated.

Each time you set this option, it adds another BrokerName:RegID pair to a list and does not overwrite previous

specifications. If you supply an empty name, the list resets.

<i>Scope:</i>	context
<i>Type:</i>	lbm_umq_queue_entry_t
<i>When Set:</i> to	Can only be set during object initialization.
<i>Version:</i>	This option was implemented in LBM 3.6/UME 3.0/UMQ 1.0.

42.1.11 umq_receiver_type_id (receiver)

32-bit value that is used as an identifier to instruct the queue as to the type of receiver the receiver should be.

Used by the broker or ULB source to associate various settings with the connecting receiver.

For ULB receivers, see **Application Sets and Receiver Type IDs** for more information.

<i>Scope:</i>	receiver
<i>Type:</i>	lbm_uint_t
<i>Units:</i>	identifier
<i>Default value:</i>	0
<i>When Set:</i> to	Can only be set during object initialization.
<i>Version:</i>	This option was implemented in LBM 3.6/UME 3.0/UMQ 1.0.

42.1.12 umq_retransmit_request_interval (receiver)

The interval between retransmission request messages to the queue.

<i>Scope:</i>	receiver
<i>Type:</i>	lbm_ulong_t
<i>Units:</i>	milliseconds
<i>Default value:</i>	500 (0.5 seconds)
<i>When Set:</i> to	Can only be set during object initialization.

<i>Version:</i>	This option was implemented in LBM 3.6/UME 3.0/UMQ 1.0.
-----------------	---

42.1.13 `umq_retransmit_request_outstanding_maximum` (receiver)

The maximum number of messages to request at a single time from the queue. A value of 0 indicates no maximum.

<i>Scope:</i>	receiver
<i>Type:</i>	lbm_ulong_t
<i>Units:</i>	messages
<i>Default value:</i>	100
<i>When Set:</i>	Can only be set during object initialization.
<i>Version:</i>	This option was implemented in LBM 3.6/UME 3.0/UMQ 1.0.

42.1.14 `umq_session_id` (context)

Specifies the Session ID to use for managing sources and receivers within a context. A value of 0 (zero) indicates no Session ID is to be set. Valid formats for session IDs are as follows: A hexadecimal string with a maximum value of FFFFFFFFFFFFFFFF, prefixed with '0x'. An octal string with a maximum value of 177777777777777776 prefixed with '0'. A decimal string with a maximum value of 18446744073709551614.

<i>Scope:</i>	context
<i>Type:</i>	lbm_uint64_t
<i>Default value:</i>	0 (zero)
<i>When Set:</i>	Can only be set during object initialization.
<i>Version:</i>	This option was implemented in UMQ 5.3.

42.1.15 umq_ulb_application_set (source)

Defines the application sets for a ULB source. Format: "Index1:ID1,ID2,...;Index2:ID3,ID4,..."

"Index1" is the numeric index which defines an application set, and "ID1" is the numeric receiver type ID associated with one or more receivers (see [umq_receiver_type_id \(receiver\)](#)).

At least one application set must be specified for the source to use ULB.

The application set indices in the string can be specified in any order. However, they must be numbered contiguously starting with 0 when the topic is allocated.

When the binary form of option setting is used, UM expects an array of structures. See [Setting an Option from Arrays of Binary Values](#).

For more information on application sets, see **Application Sets and Receiver Type IDs**.

<i>Scope:</i>	source
<i>Type:</i>	lbm_umq_ulb_receiver_type_entry_t
<i>When Set:</i> to	Can only be set during object initialization.
<i>Version:</i>	This option was implemented in LBM 4.1/UME 3.1/UMQ 1.1.

42.1.16 umq_ulb_application_set_assignment_function (source)

The assignment function for one or more application sets specified as a list of entries in the format, "Index1↔:value1;Index2:value2;..."

"Index1" is the numeric index which defines an application set, and "value1" is the desired assignment function associated that application set.

When the binary form of option setting is used, UM expects an array of structures. See [Setting an Option from Arrays of Binary Values](#).

<i>Scope:</i>	source
<i>Type:</i>	lbm_umq_ulb_application_set_attr_t
<i>When Set:</i> to	Can only be set during object initialization.
<i>Version:</i>	This option was implemented in LBM 4.1/UME 3.1/UMQ 1.1.

String value	Integer value	Description
"default"	LBM_SRC_TOPIC_ATTR_UMQ_ULB_ASSIGNMENT_DEFAULT	The default assignment function. Default for all.
"random"	LBM_SRC_TOPIC_ATTR_UMQ_ULB_ASSIGNMENT_RANDOM	Randomized assignment function.

42.1.17 umq_ulb_application_set_events (source)

The events mask of one or more application sets specified as a list of entries in the format, "Index1:value1;↵ Index2:value2;..."

"Index1" is the numeric index which defines an application set, and "value1" is the event mask to be set associated that application set.

The values may follow the same format as described in [umq_ulb_events \(source\)](#).

Application sets not listed default to a mask of 0.

When the binary form of option setting is used, UM expects an array of structures. See [Setting an Option from Arrays of Binary Values](#).

<i>Scope:</i>	source
<i>Type:</i>	lbm_umq_ulb_application_set_attr_t
<i>When to Set:</i>	Can only be set during object initialization.
<i>Version:</i>	This option was implemented in LBM 4.1/UME 3.1/UMQ 1.1.

42.1.18 umq_ulb_application_set_load_factor_behavior (source)

The behavior for the load factor for one or more application sets specified as a list of entries in the format, "Index1:value1;Index2:value2;..."

"Index1" is the numeric index which defines an application set, and "value1" is the load factor behavior associated that application set.

When the binary form of option setting is used, UM expects an array of structures. See [Setting an Option from Arrays of Binary Values](#).

<i>Scope:</i>	source
<i>Type:</i>	lbm_umq_ulb_application_set_attr_t
<i>When to Set:</i>	Can only be set during object initialization.
<i>Version:</i>	This option was implemented in LBM 4.1/UME 3.1/UMQ 1.1.

String value	Integer value	Description
"ignored"	LBM_SRC_TOPIC_ATTR_UMQ_ULB_L↔ F_BEHAVIOR_IGNORED	Load Factor information not sent and not processed or taken into assignment consideration. Default for all.
"provisioned"	LBM_SRC_TOPIC_ATTR_UMQ_ULB_L↔ F_BEHAVIOR_PROVISIONED	Load Factor information on number of sources sent and processed as well as taken into consideration to reduce the active portion size for each receiver.
"dynamic"	LBM_SRC_TOPIC_ATTR_UMQ_ULB_L↔ F_BEHAVIOR_DYNAMIC	Load Factor information sent and processed as well as taken into consideration during assignment to weight receiver choice.

42.1.19 umq_ulb_application_set_message_lifetime (source)

The message lifetime in milliseconds of one or more application sets specified as a list of entries in the format, "Index1:value1;Index2:value2;..."

"Index1" is the numeric index which defines an application set, and "value1" is the message lifetime to be set associated that application set. A message lifetime of 0 means UMQ never discards the message.

Application sets not listed default to a timeout of 0.

When the binary form of option setting is used, UM expects an array of structures. See [Setting an Option from Arrays of Binary Values](#).

<i>Scope:</i>	source
<i>Type:</i>	lbm_umq_ulb_application_set_attr_t
<i>When Set:</i>	Can only be set during object initialization.
<i>Version:</i>	This option was implemented in LBM 4.1/UME 3.1/UMQ 1.1.

42.1.20 umq_ulb_application_set_message_max_reassignments (source)

The maximum number of message reassignments before UMQ discards a message for one or more application sets specified as a list of entries in the format, "Index1:value1;Index2:value2;..."

"Index1" is the numeric index which defines an application set, and "value1" is the maximum number of reassignments associated with that application set.

UMQ applies the initial assignment to this maximum. Setting this option to 1 means that the message will never be reassigned. The default value of 0 means UMQ never discards the message due to too many reassignments.

Application sets not listed default to a maximum of 0.

When the binary form of option setting is used, UMQ expects an array of structures. See [Setting an Option from Arrays of Binary Values](#).

<i>Scope:</i>	source
<i>Type:</i>	lbm_umq_ulb_application_set_attr_t
<i>When Set:</i>	Can only be set during object initialization.
<i>Version:</i>	This option was implemented in LBM 4.1/UME 3.1/UMQ 1.1.

42.1.21 umq_ulb_application_set_message_reassignment_timeout (source)

The message reassignment timeout (in milliseconds) of one or more application sets specified as a list of entries in the format, "Index1:value1;Index2:value2;..."

"Index1" is the numeric index which defines an application set, and "value1" is the message reassignment timeout to be set associated with that application set.

Application sets not listed default to a timeout of 10000 (10 seconds).

When the binary form of option setting is used, UM expects an array of structures. See [Setting an Option from Arrays of Binary Values](#).

<i>Scope:</i>	source
<i>Type:</i>	lbm_umq_ulb_application_set_attr_t
<i>When Set:</i>	Can only be set during object initialization.
<i>Version:</i>	This option was implemented in LBM 4.1/UME 3.1/UMQ 1.1.

42.1.22 umq_ulb_application_set_receiver_activity_timeout (source)

The receiver activity timeout (in milliseconds) of one or more application sets specified as a list of entries in the format, "Index1:value1;Index2:value2;..."

"Index1" is the numeric index which defines an application set, and "value1" is the receiver activity timeout associated that application set.

Application sets not listed default to an activity timeout of 10000 (10 seconds).

When the binary form of option setting is used, UM expects an array of structures. See [Setting an Option from Arrays of Binary Values](#).

<i>Scope:</i>	source
<i>Type:</i>	lbm_umq_ulb_application_set_attr_t
<i>When Set:</i>	Can only be set during object initialization.
<i>Version:</i>	This option was implemented in LBM 4.1/UME 3.1/UMQ 1.1.

42.1.23 umq_ulb_application_set_receiver_keepalive_interval (source)

The interval (in milliseconds) between keepalive messages to receivers for one or more application sets specified as a list of entries in the format, "Index1:value1;Index2:value2;..."

"Index1" is the numeric index which defines an application set, and "value1" is the receiver keepalive interval associated that application set.

Application sets not listed default to an activity timeout of 1000 (1 second).

When the binary form of option setting is used, UM expects an array of structures. See [Setting an Option from Arrays of Binary Values](#).

<i>Scope:</i>	source
<i>Type:</i>	lbm_umq_ulb_application_set_attr_t
<i>When Set:</i>	Can only be set during object initialization.
<i>Version:</i>	This option was implemented in LBM 4.1/UME 3.1/UMQ 1.1.

42.1.24 umq_ulb_application_set_round_robin_bias (source)

The bias assignment towards unassigned receivers for one or more application sets specified as a list of entries in the format, "Index1:value1;Index2:value2;..."

"Index1" is the numeric index which defines an application set, and "value1" is the round robin bias associated that application set.

Large values increase the bias toward unassigned receivers. Zero (0) disables the bias.

When the binary form of option setting is used, UM expects an array of structures. See [Setting an Option from Arrays of Binary Values](#).

<i>Scope:</i>	source
<i>Type:</i>	lbm_umq_ulb_application_set_attr_t
<i>Default value:</i>	1
<i>When Set:</i>	Can only be set during object initialization.
<i>Version:</i>	This option was implemented in LBM 4.1/UME 3.1/UMQ 1.1.

42.1.25 umq_ulb_check_interval (source)

The interval upon which ULB sources check for message reassignment, message discards, and receiver liveness.

<i>Scope:</i>	source
<i>Type:</i>	unsigned long int
<i>Units:</i>	milliseconds
<i>Default value:</i>	1000 (1 second)
<i>When Set:</i>	Can only be set during object initialization.
<i>Version:</i>	This option was implemented in LBM 4.1/UME 3.1/UMQ 1.1.

42.1.26 umq_ulb_events (source)

A mask indicating what ULB events should be delivered to the source event callback. Applies to all application sets and receiver types for the source. For the configuration file as well as string versions of this option, the string value may be formatted as hexadecimal value or a list of enumerated values separated by a '|' or ','.

<i>Scope:</i>	source
<i>Type:</i>	lbm_ulong_t
<i>Units:</i>	mask
<i>Default value:</i>	0
<i>When Set:</i>	Can only be set during object initialization.
<i>Version:</i>	This option was implemented in LBM 4.1/UME 3.1/UMQ 1.1.

String value	Integer value	Description
"MSG_CONSUME", "Msg↔ Consume"	LBM_SRC_TOPIC_ATTR_UM↔ Q_ULB_EVENT_MSG_CONS↔ UME (0x1)	Deliver message consumption events.
"MSG_TIMEOUT", "Msg↔ Timeout"	LBM_SRC_TOPIC_ATTR_UM↔ Q_ULB_EVENT_MSG_TIMEO↔ UT (0x2)	Deliver message timeout/discard events.
"MSG_ASSIGNMENT", "Msg↔ Assignment"	LBM_SRC_TOPIC_ATTR_UM↔ Q_ULB_EVENT_MSG_ASSIG↔ NMENT (0x4)	Deliver message assignment events.

String value	Integer value	Description
"MSG_REASSIGNMENT", "MsgReassignment"	LBM_SRC_TOPIC_ATTR_UMQ_ULB_EVENT_MSG_REASSIGNMENT (0x8)	Deliver message reassignment events.
"MSG_COMPLETE", "MsgComplete"	LBM_SRC_TOPIC_ATTR_UMQ_ULB_EVENT_MSG_COMPLETION (0x10)	Deliver message completion events. Messages are complete once they are consumed or discarded from all application sets.
"RCV_TIMEOUT", "RcvTimeout"	LBM_SRC_TOPIC_ATTR_UMQ_ULB_EVENT_RCV_TIMEOUT (0x20)	Deliver receiver timeout events.
"RCV_REGISTRATION", "RcvRegistration"	LBM_SRC_TOPIC_ATTR_UMQ_ULB_EVENT_RCV_REGISTRATION (0x40)	Deliver receiver registration events.
"RCV_DEREGISTRATION", "RcvDeregistration"	LBM_SRC_TOPIC_ATTR_UMQ_ULB_EVENT_RCV_DEREGISTRATION (0x80)	Deliver receiver deregistration events.
"RCV_READY", "RcvReady"	LBM_SRC_TOPIC_ATTR_UMQ_ULB_EVENT_RCV_READY (0x100)	Deliver receiver ready events.

42.1.27 umq_ulb_flight_size (source)

Specifies the number of messages allowed to be in flight (unconsumed) before a new message send either blocks or triggers a notification (source event).

<i>Scope:</i>	source
<i>Type:</i>	unsigned int
<i>Units:</i>	messages
<i>Default value:</i>	1000
<i>When Set:</i>	Can only be set during object initialization.
<i>Version:</i>	This option was implemented in LBM 4.1.1/UME 3.1.1/UMQ 1.1.1

42.1.28 umq_ulb_flight_size_behavior (source)

The behavior that UMQ follows when a message send exceeds the source's [umq_ulb_flight_size \(source\)](#).

<i>Scope:</i>	source
<i>Type:</i>	int
<i>When Set:</i>	Can only be set during object initialization.
<i>Version:</i>	This option was implemented in LBM 4.1.1/UME 3.1.1/UMQ 1.1.1

String value	Integer value	Description
"Block"	LBM_FLIGHT_SIZE_BEHAVIOR_BLOCK	The send call blocks when a message send exceeds the source's flight size. If the message send is a non-blocking send, the send returns an LBM_EWOULD_BLOCK. Default for all.
"Notify"	LBM_FLIGHT_SIZE_BEHAVIOR_NOTIFY	A message send that exceeds the configured flight size does not block but triggers a flight size notification (source event), indicating that the flight size has been surpassed. UMQ also sends a source event notification if the number of in-flight messages falls below the configured flight size.

42.1.29 umq_ulb_receiver_events (source)

Set the events mask of one or more receiver types specified as a list of entries in the format, "ID1:value1;ID2↵:value2;..."

"ID1" is the numeric receiver type ID associated with one or more receivers (see [umq_receiver_type_id \(receiver\)](#)), and "value1" is the event mask to be associated with receivers of that type.

The values may follow the same format as described in [umq_ulb_events \(source\)](#).

Receivers with types not listed default to a mask of 0.

When the binary form of option setting is used, UM expects an array of structures. See [Setting an Option from Arrays of Binary Values](#).

<i>Scope:</i>	source
<i>Type:</i>	lbm_umq_ulb_receiver_type_attr_t
<i>When Set:</i>	Can only be set during object initialization.
<i>Version:</i>	This option was implemented in LBM 4.1/UME 3.1/UMQ 1.1.

42.1.30 umq_ulb_receiver_portion (source)

The portion size of one or more receiver types specified as a list of entries in the format: "ID1:value1;ID2:↵value2;..."

"ID1" is the numeric receiver type ID associated with one or more receivers (see [umq_receiver_type_id \(receiver\)](#)), and "value1" is the portion size to be associated with receivers of that type.

Receivers with types not listed default to a portion size of 1.

When the binary form of option setting is used, UM expects an array of structures. See [Setting an Option from Arrays of Binary Values](#).

<i>Scope:</i>	source
<i>Type:</i>	lbm_umq_ulb_receiver_type_attr_t
<i>When to Set:</i>	Can only be set during object initialization.
<i>Version:</i>	This option was implemented in LBM 4.1/UME 3.1/UMQ 1.1.

42.1.31 umq_ulb_receiver_priority (source)

The priority of one or more receiver types specified as a list of entries in the format, "ID1:value1;ID2:value2;..."

"ID1" is the numeric receiver type ID associated with one or more receivers (see [umq_receiver_type_id \(receiver\)](#)), and "value1" is the priority to be associated with receivers of that type.

Receivers with types not listed default to a priority of 0.

When the binary form of option setting is used, UM expects an array of structures. See [Setting an Option from Arrays of Binary Values](#).

<i>Scope:</i>	source
<i>Type:</i>	lbm_umq_ulb_receiver_type_attr_t

<i>When Set:</i>	<i>to</i>	Can only be set during object initialization.
<i>Version:</i>		This option was implemented in LBM 4.1/UME 3.1/UMQ 1.1.

42.1.32 umq_ulb_source_activity_timeout (receiver)

The timeout value used to indicate when a ULB source is unresponsive. The ULB source must not be active within this interval to be considered unresponsive. This value must be much larger than the source check interval.

<i>Scope:</i>	receiver
<i>Type:</i>	lbm_ulong_t
<i>Units:</i>	milliseconds
<i>Default value:</i>	10000 (10 seconds)
<i>When Set:</i> <i>to</i>	Can only be set during object initialization.
<i>Version:</i>	This option was implemented in LBM 4.2 / UME 3.2 / UMQ 2.1

42.1.33 umq_ulb_source_check_interval (receiver)

The interval between activity checks of a ULB source. Allow a ULB receiver to proactively attempt re-registration with a ULB source if the receiver has not seen any activity (including keepalives) from that source in a specified amount of time, provided the source's transport session is still alive and valid.

<i>Scope:</i>	receiver
<i>Type:</i>	lbm_ulong_t
<i>Units:</i>	milliseconds
<i>Default value:</i>	1000 (1 second)
<i>When Set:</i> <i>to</i>	Can only be set during object initialization.
<i>Version:</i>	This option was implemented in LBM 4.2 / UME 3.2 / UMQ 2.1

Chapter 43

Hot Failover Operation Options

Hot Failover (HF) allows your applications to build in sender redundancy. See *Hot Failover* in the *Ultra Messaging Concepts Guide* for a discussion of using Hot Failover within a single receiver context or across multiple receiver contexts.

43.1 Reference

43.1.1 delivery_control_loss_check_interval (hfx)

The interval between periodic forced loss checks. This option defaults to 0, indicating that loss checks should only be made when a new message arrives.

<i>Scope:</i>	hfx
<i>Type:</i>	lbm_ulong_t
<i>Units:</i>	msec
<i>Default value:</i>	0 (no periodic loss checks)
<i>When Set:</i>	Can only be set during object initialization.
<i>Version:</i>	This option was implemented in LBM 4.2

43.1.2 delivery_control_max_delay (hfx)

The minimum interval that must expire before the HFX Receiver declares a message unrecoverable and delivers an unrecoverable loss message the application. By default, the HFX Receiver only checks loss when it receives

new messages. To enable periodic loss checks, set the [delivery_control_loss_check_interval \(hfx\)](#) option.

<i>Scope:</i>	hfx
<i>Type:</i>	lbm_ulong_t
<i>Units:</i>	msec
<i>Default value:</i>	10000 (10 seconds)
<i>When Set:</i>	Can only be set during object initialization.
<i>Version:</i>	This option was implemented in LBM 4.2

43.1.3 delivery_control_maximum_burst_loss (hfx)

This controls the size of a topic sequence number gap past which the gap is declared a "burst loss".

Note that the default value for HFX is different than for non-HFX receivers.

See [Burst Loss](#) for a detailed explanation of burst loss and its semantics.

Note

the burst loss control takes priority over all recovery methods. For example, if the receiver is reading a persistent stream and OTR is enabled, a gap longer than `delivery_control_maximum_burst_loss` will immediately declare the gap as unrecoverable without even trying to use OTR to recover. If message integrity is a high priority, `delivery_control_maximum_burst_loss` should be set to a very large value.

<i>Scope:</i>	hfx
<i>Type:</i>	lbm_uint_t
<i>Units:</i>	number of messages (fragments)
<i>Default value:</i>	512
<i>When Set:</i>	Can only be set during object initialization.
<i>Version:</i>	This option was implemented in LBM 4.2

43.1.4 delivery_control_maximum_total_map_entries (hfx)

The maximum number of map entries for the HFX order and loss maps. This is a soft limit. When the sum of the number of loss records and the number of messages held for ordering (messages that will be delivered once all prior messages have been delivered) is greater than this value, the oldest consecutive sequence of loss records will be declared lost immediately to reduce the number of outstanding map entries. A value of 0 indicates that the map should be allowed to grow without bound.

<i>Scope:</i>	hfx
<i>Type:</i>	size_t
<i>Units:</i>	map entries
<i>Default value:</i>	200000
<i>When Set:</i>	Can only be set during object initialization.
<i>Version:</i>	This option was implemented in LBM 4.2

43.1.5 duplicate_delivery (hfx)

Flag indicating whether duplicate messages should be discarded or simply marked as duplicates. Setting this to 1 overrides the [hf_duplicate_delivery \(receiver\)](#) setting on all underlying HFX Receivers.

<i>Scope:</i>	hfx
<i>Type:</i>	int
<i>When Set:</i>	Can only be set during object initialization.
<i>Version:</i>	This option was implemented in LBM 4.2

Value	Description
1	The HFX delivers duplicate messages.
0	The HFX does not deliver duplicate messages. Default for all.

43.1.6 hf_duplicate_delivery (receiver)

Flag indicating if the Hot Failover receiver delivers duplicate messages or not.

<i>Scope:</i>	receiver
<i>Type:</i>	int
<i>When Set:</i>	Can only be set during object initialization.

Value	Description
1	The Hot Failover receiver delivers duplicate messages.
0	The Hot Failover receiver does not deliver duplicate messages. Default for all.

43.1.7 hf_optional_messages (receiver)

Indicates if a Hot Failover receiver can receive optional messages. See also **Hot Failover (HF)** in the Ultra Messaging Concepts Guide.

<i>Scope:</i>	receiver
<i>Type:</i>	int
<i>When Set:</i>	Can only be set during object initialization.
<i>Version:</i>	This option was implemented in LBM 4.2.5/UME 3.2.5/UMQ 2.1.5

Value	Description
1	Hot Failover receivers can receive optional messages. Default for all.
0	Hot Failover receivers do not receive optional messages.

43.1.8 hf_receiver (wildcard_receiver)

Specifies whether to create hot failover receivers for each topic that maps to the wildcard receiver pattern.

<i>Scope:</i>	wildcard_receiver
<i>Type:</i>	int
<i>When Set:</i>	Can only be set during object initialization.
<i>Version:</i>	This option was implemented in UMS 5.2.2

Value	Description
1	Create hot failover receivers for each matched topic.
0	Normal wildcard receiver operation. Hot failover sequence numbers are ignored. Default for all.

43.1.9 ordered_delivery (hfx)

Flag indicating if the HFX Receiver orders messages before delivery.

<i>Scope:</i>	hfx
<i>Type:</i>	int
<i>When Set:</i>	Can only be set during object initialization.
<i>Version:</i>	This option was implemented in LBM 4.2

String value	Integer value	Description
"1"	1	The HFX Receiver delivers messages in order. Default for all.
"-1"	-1	The HFX Receiver delivers messages as soon as they are received. In the case of fragmented messages, as soon as all fragments have been received and reassembled.

Chapter 44

Automatic Monitoring Options

The Monitoring Options below apply to a given UM context. You can override the default values of these options and apply monitoring option values to all UM contexts (transports and event queues) with the following environment variables.

- LBM_MONITOR_INTERVAL
- LBM_MONITOR_TRANSPORT
- LBM_MONITOR_TRANSPORT_OPTS
- LBM_MONITOR_APPID

These variables will not override any Monitoring Options you explicitly set. The environment variables only override Monitoring Options default values.

If you do not specify any monitoring options either in a UM configuration file or via **lbm_context_attr_setopt()** calls, no monitoring will occur. However, if you then set the LBM_MONITOR_INTERVAL environment variable to 5, you will turn on automatic monitoring for every UM context your application creates at 5 second intervals. If you then set monitor_interval to 10 for a particular context, all transport sessions in that context will be monitored every 10 seconds.

For XML configuration files, you can configure an automatic monitoring context by setting the `<context>` attribute **name=29west_statistics_context**.

See also *Automatic Monitoring* in the *Ultra Messaging Operations Guide* for more information about this feature.

44.1 Reference

44.1.1 monitor_appid (context)

An application ID string used by automatic monitoring to identify the application generating the statistics.

<i>Scope:</i>	context
<i>Type:</i>	string
<i>When Set:</i> to	Can only be set during object initialization.
<i>Version:</i>	This option was implemented in LBM 3.4/UME 2.1.

44.1.2 monitor_appid (event_queue)

An application ID string used by automatic monitoring to identify the application generating the statistics.

<i>Scope:</i>	event_queue
<i>Type:</i>	string
<i>When Set:</i> to	Can only be set during object initialization.
<i>Version:</i>	This option was implemented in LBM 3.4/UME 2.1.

44.1.3 monitor_interval (context)

Interval at which automatic monitoring retrieves the statistics for all transport sessions on a context. Setting this option to zero (the default) disables the automatic monitoring of a context's transport sessions.

<i>Scope:</i>	context
<i>Type:</i>	lbm_ulong_t
<i>Units:</i>	seconds
<i>Default value:</i>	0
<i>When Set:</i> to	Can only be set during object initialization.
<i>Version:</i>	This option was implemented in LBM 3.4/UME 2.1.

44.1.4 monitor_interval (event_queue)

Interval at which automatic monitoring retrieves the statistics for an event queue. Setting this option to zero (the default) disables the automatic monitoring of an event queue. When monitoring Event Queue statistics you must enable the Event Queue UM Configuration Options, [queue_age_enabled \(event_queue\)](#), [queue_count_enabled \(event_queue\)](#) and [queue_service_time_enabled \(event_queue\)](#). UM disables these options by default, which produces no event queue statistics.

<i>Scope:</i>	event_queue
<i>Type:</i>	lbm_ulong_t
<i>Units:</i>	seconds
<i>Default value:</i>	0
<i>When Set:</i>	Can only be set during object initialization.
<i>Version:</i>	This option was implemented in LBM 3.4/UME 2.1.

44.1.5 monitor_interval (receiver)

Interval at which automatic monitoring retrieves the topic interest information for all receivers using a UM configuration file with this option set to a non-zero value. Topic interest information contains source and topic information if the receiver has joined the source transport session. If the topic interest information is blank, the receiver has not joined a source transport session. UM System Monitoring uses this information to monitor the number of subscribed topics. Setting this option to zero (the default) disables the automatic monitoring of receiver interest.

<i>Scope:</i>	receiver
<i>Type:</i>	lbm_ulong_t
<i>Units:</i>	seconds
<i>Default value:</i>	0
<i>When Set:</i>	Can only be set during object initialization.
<i>Version:</i>	This option was implemented in UM 6.5.

44.1.6 monitor_interval (wildcard_receiver)

Interval at which automatic monitoring retrieves the topic interest information for all receivers interested in topics that match the wildcard receiver pattern. Topic interest information contains source and topic information if the

receiver has joined the source transport session. If the topic interest information is blank, the receiver has not joined a source transport session. UM System Monitoring uses this information to monitor the number of subscribed topics. Setting this option to zero (the default) disables the automatic monitoring of a wildcard receiver interest.

<i>Scope:</i>	wildcard_receiver
<i>Type:</i>	lbm_ulong_t
<i>Units:</i>	seconds
<i>Default value:</i>	0
<i>When Set:</i>	Can only be set during object initialization.
<i>Version:</i>	This option was implemented in UM 6.5.

44.1.7 monitor_transport (context)

The LBMMON transport module to be used for automatic monitoring.

<i>Scope:</i>	context
<i>Type:</i>	int
<i>When Set:</i>	Can only be set during object initialization.
<i>Version:</i>	This option was implemented in LBM 3.4/UME 2.1.

String value	Integer value	Description
"lbm"	LBM_CTX_ATTR_MON_TRANSPORT_L↔BM	Use the LBMMON lbm transport module. Default for all.
"lbmsnmp"	LBM_CTX_ATTR_MON_TRANSPORT_L↔BMSNMP	Use the LBMMON lbmsnmp transport module. This value is required if you use the UM SNMP Agent.

44.1.8 monitor_transport (event_queue)

The LBMMON transport module to be used for automatic monitoring.

<i>Scope:</i>	event_queue
<i>Type:</i>	int
<i>When Set:</i>	Can only be set during object initialization.
<i>Version:</i>	This option was implemented in LBM 3.4/UME 2.1.

String value	Integer value	Description
"lbm"	LBM_CTX_ATTR_MON_TRANSPORT_L↔BM	Use the LBMMON lbm transport module. Default for all.
"lbmsnmp"	LBM_CTX_ATTR_MON_TRANSPORT_L↔BMSNMP	Use the LBMMON lbmsnmp transport module. This value is required if you use the UM SNMP Agent.

44.1.9 monitor_transport_opts (context)

An option string to be passed to the LBMMON transport module for automatic monitoring. The format of the option string is one or more instances of scope|optname=optval separated by semicolons.

For example:

```
context monitor_transport_opts context|resolver_multicast_interface="en0";source|trans
```

Note

Some UM options specify interfaces, which can be done by supplying the device name of the interface. Special care must be taken when including this option in XML configuration files. See [Interface Device Names and XML](#) for details.

See **The LBM Transport Module** for more information about Transport Options. (Options for the **lbm** transport module and the **lbmsnmp** transport module are identical.)

<i>Scope:</i>	context
<i>Type:</i>	string
<i>When Set:</i>	Can only be set during object initialization.
<i>Version:</i>	This option was implemented in LBM 3.4/UME 2.1.

44.1.10 monitor_transport_opts (event_queue)

An option string to be passed to the LBMMON transport module for automatic monitoring. The format of the option string is one or more instances of scope|optname=optval separated by semicolons.

For example:

```
event_queue monitor_transport_opts context|resolver_multicast_interface="en0";source|t
```

Note

Some UM options specify interfaces, which can be done by supplying the device name of the interface. Special care must be taken when including this option in XML configuration files. See [Interface Device Names and XML](#) for details.

See **The LBM Transport Module** for more information about Transport Options. (Options for the **lbm** transport module and the **lbmsnmp** transport module are identical.)

<i>Scope:</i>	event_queue
<i>Type:</i>	string
<i>When to Set:</i>	Can only be set during object initialization.
<i>Version:</i>	This option was implemented in LBM 3.4/UME 2.1.

Chapter 45

Deprecated Options

45.1 Reference

45.1.1 delivery_control_loss_tablesz (receiver)

For LBT-RM and other datagram-based transport sessions only. This controls the size of the hash table index used for storing unrecoverable loss state on a per source per topic basis. Larger values mean larger hash tables and probably better CPU usage under loss scenarios at the cost of more memory per source per topic. Smaller values mean smaller hash tables and probably worse CPU usage under loss scenarios but with less memory usage. The value used should be a prime number for efficiency.

<i>Scope:</i>	receiver
<i>Type:</i>	size_t
<i>Units:</i>	table entries
<i>Default value:</i>	131
<i>When Set:</i> to	Can only be set during object initialization.
<i>Version:</i>	Deprecated

45.1.2 delivery_control_order_tablesz (receiver)

For LBT-RM and other datagram-based transport sessions only. This controls the size of the hash table index used for storing buffered data on a per source per topic basis when ordered delivery is used. Larger values

mean larger hash tables and probably better CPU usage under loss scenarios at the cost of more memory per source per topic. Smaller values mean smaller hash tables and probably worse CPU usage under loss scenarios but with less memory usage. The value used should be a prime number for efficiency.

<i>Scope:</i>	receiver
<i>Type:</i>	size_t
<i>Units:</i>	table entries
<i>Default value:</i>	131
<i>When Set:</i>	Can only be set during object initialization.
<i>Version:</i>	Deprecated

45.1.3 implicit_batching_type (source)

Determines the algorithm to use for implicit batching. This option has been deprecated because the adaptive batching algorithm has the same worst case for latency as the default algorithm and is not better for throughput. This is because, even with adaptive batching, UM cannot predict when the application will stop sending, at which point (unless the application calls the flush API) the implicit batching interval must expire before the batch will be sent. To minimize latency while batching, it is most effective to call the flush API whenever the application will not immediately send another message.

<i>Scope:</i>	source
<i>Type:</i>	int
<i>When Set:</i>	May be set during operation.
<i>Version:</i>	This option was deprecated in UM 6.9.

String value	Integer value	Description
"default"	LBM_SRC_TOPIC_ATTR_IMPLICIT_BATCH_TYPE_DEFAULT	Implicit batching is controlled entirely by the implicit_batching_minimum_length (source) and implicit_batching_interval (source) options. Refer to Message Batching for additional information. Default for all.

String value	Integer value	Description
"adaptive"	LBM_SRC_TOPIC_ATTR_IMPLICIT_BATCH_TYPE_ADAPTIVE	Source-paced batching method that attempts to adjust the amount of messages sent in each batch automatically. The options, implicit_batching_minimum_length (source) and implicit_batching_interval (source) , limit batch sizes and intervals but sizes and intervals will usually be much smaller. Setting this option may have a negative impact on maximum throughput.

45.1.4 network_compatibility_mode (context)

This option has no effect on Ultra Messaging Versions 6.0 and later. In earlier versions, this option was used to achieve partial wire-level protocol compatibility with older releases by blocking the sending of some newer header types.

<i>Scope:</i>	context
<i>Type:</i>	int
<i>When to Set:</i>	Can only be set during object initialization.
<i>Version:</i>	This option was implemented in LBM 4.2/UME 3.2/UMQ 2.1.
<i>Version:</i>	This option was deprecated in UM 6.0 (documentation was updated to reflect this deprecation in UM 6.9).

45.1.5 otr_request_duration (receiver)

The length of time a receiver continues to send OTR lost-message requests before giving up. This option is deprecated in favor of `otr_request_message_timeout`.

<i>Scope:</i>	receiver
<i>Type:</i>	lbm_ulong_t
<i>Units:</i>	milliseconds
<i>Default value:</i>	20000 (20 seconds)
<i>When to Set:</i>	Can only be set during object initialization.
<i>Version:</i>	This option was implemented in UM 5.2

<i>Version:</i>	This option was deprecated in UM 6.0
-----------------	--------------------------------------

45.1.6 pattern_callback (wildcard_receiver)

Callback function (and associated client data pointer) that is called when a pattern match is desired for a topic discovered for a wildcard receiver if the pattern type is set to "appcb".

This callback is called by the context thread and can not use an event queue. Therefore the callback function used should not block or it will delay reception of latency-sensitive messages.

A function return value of 0 indicates the given topic should be considered part of the wildcard. A value of 1 or more indicates the topic should NOT be considered matching the wildcard.

<i>Scope:</i>	wildcard_receiver
<i>Type:</i>	lbm_wildcard_rcv_compare_func_t
<i>Default value:</i>	NULL
<i>When Set:</i>	Can only be set during object initialization.
<i>Config File:</i>	Cannot be set from an UM configuration file.

45.1.7 rcv_sync_cache (receiver)

UM Cache only - a valid cache address (such as TCP:192.168.5.11:4567) in the standard form of TCP↔:address:port enables a UM receiver to use UMCache to receive a snapshot of larger, multiple-field messages stored by UMCache. Receiving applications can then become synchronized with the live stream of messages sent on the receiver's topic. **address** is the IP address of the machine where the UMCache runs and **port** is the configured port where the cache request handler listens.

<i>Scope:</i>	receiver
<i>Type:</i>	umcache_reqlib_request_info_t
<i>Default value:</i>	NULL
<i>When Set:</i>	Can only be set during object initialization.
<i>Version:</i>	This option was implemented in UMS 5.0/UMP 5.0/UMQ 5.0

<i>Version:</i>	This option was deprecated in UM 6.9
-----------------	--------------------------------------

45.1.8 rcv_sync_cache_timeout (receiver)

UM Cache only - The maximum time period that a UM receiver waits for a snapshot message from the UM↔Cache .

<i>Scope:</i>	receiver
<i>Type:</i>	lbm_ulong_t
<i>Units:</i>	milliseconds
<i>Default value:</i>	2000 (2 seconds)
<i>When Set:</i>	Can only be set during object initialization.
<i>Version:</i>	This option was implemented in UMS 5.0/UMP 5.0/UMQ 5.0
<i>Version:</i>	This option was deprecated in UM 6.9

45.1.9 receive_thread_pool_size (context)

For LBT-RM, LBT-RU, or TCP-LB transport sessions only. Defines the maximum number of threads available for transports (excluding the context thread).

<i>Scope:</i>	context
<i>Type:</i>	int
<i>Default value:</i>	4
<i>When Set:</i>	Can only be set during object initialization.
<i>Version:</i>	This option was implemented in LBM 4.1/UME 3.1.
<i>Version:</i>	This option was deprecated in UM 6.9

45.1.10 `resolver_active_source_interval` (context)

Interval between sending Topic Resolution advertisements for active sources. A value of 0 indicates that periodic advertisements should not be sent (sources will still respond to queries). When set to 0, the `resolver_active_threshold` should typically also be set to 0. See also [Disabling Aspects of Topic Resolution](#).

Note: Although this option is eligible to be set during operation, two considerations exist.

- If this option is disabled at initialization (set to 0), you cannot re-set the option during operation.
- Disabling this option by setting it to 0 (zero) during operation prevents you from re-setting the option a second time during operation.

<i>Scope:</i>	context
<i>Type:</i>	unsigned long int
<i>Units:</i>	milliseconds
<i>Default value:</i>	1000 (1 second)
<i>When Set:</i> to	May be set during operation.
<i>Version:</i>	This option was deprecated in LBM 4.0

45.1.11 `resolver_active_threshold` (context)

Number of seconds since the last application message was sent to a source that causes that source to be marked inactive. Inactive sources are not advertised periodically (but will continue to respond to queries). A value of 0 indicates that sources will advertise periodically regardless of how often the application sends messages. Note that for publishers with large numbers of sources, this can increase the topic resolution traffic load. However, also note that this option SHOULD be set to 0 if periodic advertisements are disabled (by setting `resolver_active_source_interval` to 0). See also [Disabling Aspects of Topic Resolution](#) and [Interrelated Configuration Options](#).

<i>Scope:</i>	context
<i>Type:</i>	unsigned long int
<i>Units:</i>	seconds
<i>Default value:</i>	60
<i>When Set:</i> to	May be set during operation.
<i>Version:</i>	This option was deprecated in LBM 4.0

45.1.12 resolver_context_advertisement_interval (context)

Interval between context advertisements. Setting this option to 0 disables context advertisements, though UM Router and other functionality depends upon context advertisements, so a value of 0 is not generally recommended.

<i>Scope:</i>	context
<i>Type:</i>	lbm_ulong_t
<i>Units:</i>	milliseconds
<i>Default value:</i>	10000 (10 seconds)
<i>When Set:</i>	Can only be set during object initialization.
<i>Version:</i>	This option was deprecated in UM 6.0

45.1.13 resolver_maximum_advertisements (context)

Maximum number of topics that will be advertised per active source interval. A value of 0 means to advertise all topics.

<i>Scope:</i>	context
<i>Type:</i>	unsigned long int
<i>Units:</i>	Number of topics
<i>Default value:</i>	0 (all topics)
<i>When Set:</i>	May be set during operation.
<i>Version:</i>	This option was deprecated in LBM 4.0

45.1.14 resolver_maximum_queries (context)

Maximum number of topics that will be queried for per query interval. A value of 0 means to query for all topics that do not have at least one source.

<i>Scope:</i>	context
<i>Type:</i>	unsigned long int
<i>Units:</i>	Number of topics
<i>Default value:</i>	0 (all topics with no source)
<i>When Set:</i>	May be set during operation.
<i>Version:</i>	This option was deprecated in LBM 4.0

45.1.15 resolver_query_interval (context)

Interval between query transmissions for receivers attempting Topic Resolution. A value of 0 indicates queries should not be sent. See also [Disabling Aspects of Topic Resolution](#).

Note: Although this option is eligible to be set during operation, two considerations exist.

- If this option is disabled at initialization (set to 0), you cannot re-set the option during operation.
- Disabling this option by setting it to 0 (zero) during operation prevents you from re-setting the option a second time during operation.

<i>Scope:</i>	context
<i>Type:</i>	unsigned long int
<i>Units:</i>	milliseconds
<i>Default value:</i>	100 (0.1 seconds)
<i>When Set:</i>	May be set during operation.
<i>Version:</i>	This option was deprecated in LBM 4.0

45.1.16 resolver_query_max_interval (wildcard_receiver)

This sets the maximum interval between wildcard queries in topic resolution (when used). Only PCRE and regex pattern types can use wildcard queries. A value of 0 indicates wildcard queries should not be sent. UM currently queries a maximum of 250 unique wildcard patterns (receivers).

Note: Although this option is eligible to be set during operation, two considerations exist.

- If this option is disabled at initialization (set to 0), you cannot re-set the option during operation.
- Disabling this option by setting it to 0 (zero) during operation prevents you from re-setting the option a second time during operation.

<i>Scope:</i>	wildcard_receiver
<i>Type:</i>	unsigned long int
<i>Units:</i>	milliseconds
<i>Default value:</i>	0 (do not query)
<i>When Set:</i>	Can only be set during object initialization.
<i>Version:</i>	This option was deprecated in LBM 4.0

45.1.17 resolver_unicast_address (context)

The IP address (or domain name of the IP address) to send unicast topic resolution messages to. If set to 0.0.0.0 (INADDR_ANY), then topic resolution uses multicast (the default). If set to anything else, then topic resolution messages go to the IP address specified.

<i>Scope:</i>	context
<i>Type:</i>	struct in_addr
<i>Default value:</i>	0.0.0.0 (INADDR_ANY)
<i>When Set:</i>	Can only be set during object initialization.
<i>Version:</i>	This option was deprecated in UMS 5.0. See resolver_unicast_daemon (context) instead.

45.1.18 resolver_unicast_destination_port (context)

The UDP port to send unicast topic resolution messages to. This is the UDP port used by the UM resolution daemon (lbmr).d).

See [Port Assignments](#) for more information about configuring ports.

<i>Scope:</i>	context
<i>Type:</i>	lbm_uint16_t
<i>Default value:</i>	15380
<i>Byte order:</i>	Network
<i>When to Set:</i>	Can only be set during object initialization.
<i>Version:</i>	This option was deprecated in UMS 5.0. See resolver_unicast_daemon (context) instead.

45.1.19 resolver_unicast_port (context)

The local UDP port used for unicast topic resolution messages. The UM resolution daemon (lbmrdr) will send unicast topic resolution messages to this UDP port. A value of 0 indicates that UM should pick an open port in the range ([resolver_unicast_port_low \(context\)](#), [resolver_unicast_port_high \(context\)](#)).

See [Port Assignments](#) for more information about configuring ports.

<i>Scope:</i>	context
<i>Type:</i>	lbm_uint16_t
<i>Default value:</i>	0 (pick open port)
<i>Byte order:</i>	Network
<i>When to Set:</i>	Can only be set during object initialization.
<i>Version:</i>	This option was deprecated in UMS 5.0. See resolver_unicast_daemon (context) instead.

45.1.20 retransmit_message_map_tablesz (source)

The size of the hash table that the source uses to store messages for the retention policy in effect. A larger table means more messages can be stored more efficiently, but takes up more memory. A smaller table uses less memory, but costs more CPU time as more messages are retained. See **Configuring Late Join for Large Numbers of Messages** in the Ultra Messaging Concepts Guide for additional information about this option.

<i>Scope:</i>	source
<i>Type:</i>	size_t
<i>Default value:</i>	131

<i>When Set:</i>	to	Can only be set during object initialization.
<i>Version:</i>		This option has been deprecated.

45.1.21 `retransmit_request_generation_interval` (receiver)

The maximum interval between when a receiver first sends a retransmission request and when the receiver stops and reports loss on the remaining RXs not received. See **Configuring Late Join for Large Numbers of Messages** in the Ultra Messaging Concepts Guide for additional information about this option.

This option is deprecated and has no effect. Use `retransmit_request_message_timeout` (receiver) instead.

<i>Scope:</i>	receiver
<i>Type:</i>	lbm_ulong_t
<i>Units:</i>	milliseconds
<i>Default value:</i>	10000 (10 seconds)
<i>When Set:</i> <i>to</i>	Can only be set during object initialization.
<i>Version:</i>	This option was deprecated in UM 6.0

45.1.22 `retransmit_retention_age_threshold` (source)

Specifies the minimum age of messages in the retained message buffer before UM can delete them. UM cannot delete any messages younger than this value.

For UMS Late Joins, this and `retransmit_retention_size_threshold` (source) are the only options that affect the retention buffer size. For UMP, these two options combined with `retransmit_retention_size_limit` (source) affect the retention buffer size. UM deletes a message when it meets all configured threshold criteria, i.e., the message is older than this option (if set), and the size of the retention buffer exceeds the **retransmit_retention_size_threshold** (if set). A value of 0 sets the age threshold to be always triggered, in which case deletion is determined by other threshold criteria.

With **Smart Sources**, this option is ignored. Retention buffers are preallocated and are never deleted.

<i>Scope:</i>	source
<i>Type:</i>	lbm_ulong_t
<i>Units:</i>	seconds
<i>Default value:</i>	0 (threshold always triggered)
<i>When Set:</i>	Can only be set during object initialization.
<i>Version:</i>	This option was deprecated in LBM 6.10

45.1.23 **source_cost_evaluation_function (context)**

Callback function that you can use in the **lbm_src_cost_function_cb()** to evaluate or determine the cost of a message path. The UM Dynamic Router evaluates the cost of any new topic it detects. The callback supplied with this option can affect the cost of topics to bias the UM Dynamic Router toward certain message paths.

<i>Scope:</i>	context
<i>Type:</i>	lbm_src_cost_func_t
<i>Default value:</i>	NULL
<i>When Set:</i>	Can only be set during object initialization.
<i>Config File:</i>	Cannot be set from an UM configuration file.
<i>Version:</i>	This option was implemented in UMS 5.0/UMP 5.0/UMQ 5.0
<i>Version:</i>	This option was deprecated in UM 6.0

45.1.24 **transport_datagram_max_size (context)**

The maximum datagram size that can be generated by UM. The default value is 8192, the minimum is 400 bytes, and the maximum is 65535.

Note

It is recommended that all UM applications and components (including the DRO and Persistent Store) share the same maximum datagram size setting. Received datagrams that are longer than the configured maximum are silently dropped. Be aware that in a UM network that is routed with DROs, the originating source might

use a different transport type than a final proxy source, but datagrams are routed in their original size. If this sort of transport type conversion is being done, the maximum datagram sizes of all involved transports must be the same.

<i>Scope:</i>	context
<i>Type:</i>	unsigned int
<i>Units:</i>	bytes
<i>Default value:</i>	8192
<i>When Set:</i>	Can only be set during object initialization.
<i>Version:</i>	This option was implemented in LBM 3.3.5/UME 2.0.3.
<i>Version:</i>	This option was deprecated in LBM 4.1

45.1.25 `transport_lbtipc_acknowledgement_interval` (receiver)

Period of time between acknowledgement (keepalive) messages sent from the receiver to the IPC source. See also [transport_lbtipc_client_activity_timeout](#) (source).

<i>Scope:</i>	receiver
<i>Type:</i>	unsigned long int
<i>Units:</i>	milliseconds
<i>Default value:</i>	500 (0.5 seconds)
<i>When Set:</i>	Can only be set during object initialization.
<i>Version:</i>	This option was deprecated in LBM 4.0

45.1.26 `transport_lbtipc_client_activity_timeout` (source)

The maximum period of inactivity (lack of acknowledgement keepalive messages) from a receiver before the source deletes the receiver from its active receiver table. The IPC source signals all receivers in its active receiver's table when it writes new data to the shared memory area. See also [transport_lbtipc_acknowledgement_interval](#) (receiver).

<i>Scope:</i>	source
<i>Type:</i>	unsigned long int

<i>Units:</i>	milliseconds
<i>Default value:</i>	10,000 (10 seconds)
<i>When Set:</i>	Can only be set during object initialization.
<i>Version:</i>	This option was deprecated in LBM 4.0

45.1.27 `transport_ibtrdma_datagram_max_size` (context)

The maximum datagram size that can be generated for a LBT-RDMA transport session. The default value is 4096, the minimum is 500 bytes, and the maximum is 4096.

Note

It is recommended that all UM applications and components (including the DRO and Persistent Store) share the same maximum datagram size setting. Received datagrams that are longer than the configured maximum are silently dropped. Be aware that in a UM network that is routed with DROs, the originating source might use a different transport type than a final proxy source, but datagrams are routed in their original size. If this sort of transport type conversion is being done, the maximum datagram sizes of all involved transports must be the same.

<i>Scope:</i>	context
<i>Type:</i>	lbm_uint_t
<i>Units:</i>	bytes
<i>Default value:</i>	4096
<i>When Set:</i>	Can only be set during object initialization.
<i>Version:</i>	This option was implemented in LBM 4.1/UME 3.1/UMQ 1.1
<i>Version:</i>	This option was deprecated in UM 6.9

45.1.28 `transport_ibtrdma_interface` (source)

Specifies the network interface over which UM LBT-RDMA sources receive connection requests from topic receivers. You can specify the full IP address of the interface, or just the network part (see [Specifying Interfaces](#) for details). Be aware that the first source joining a transport session sets the interface with this option. Thus,

setting a different interface for a subsequent topic that maps onto the same transport session will have no effect. Default is set to INADDR_ANY, meaning that it accepts incoming connection requests from any interface.

<i>Scope:</i>	source
<i>Type:</i>	lbm_ipv4_address_mask_t
<i>Default value:</i>	0.0.0.0 (INADDR_ANY)
<i>When to Set:</i>	Can only be set during object initialization.
<i>Version:</i>	This option was implemented in LBM 4.1/UME 3.1/UMQ 1.1
<i>Version:</i>	This option was deprecated in UM 6.9

45.1.29 transport_lbtrdma_maximum_ports (context)

Maximum number of LBT-RDMA sessions to allocate.

See [Port Assignments](#) for more information about configuring ports.

<i>Scope:</i>	context
<i>Type:</i>	lbm_uint16_t
<i>Units:</i>	number of ports
<i>Default value:</i>	5
<i>When to Set:</i>	Can only be set during object initialization.
<i>Version:</i>	This option was implemented in LBM 4.1/UME 3.1/UMQ 1.1
<i>Version:</i>	This option was deprecated in UM 6.9

45.1.30 transport_lbtrdma_port (source)

Port number for a specific source's LBT-RDMA session that is outside the [transport_lbtrdma_port_low \(context\)](#) and [transport_lbtrdma_port_high \(context\)](#) range. Refer to the Ultra Messaging Concepts Guide for additional information.

See [Port Assignments](#) for more information about configuring ports.

<i>Scope:</i>	source
<i>Type:</i>	lbm_uint16_t
<i>Default value:</i>	0 (zero)
<i>Byte order:</i>	Host
<i>When Set:</i>	Can only be set during object initialization.
<i>Version:</i>	This option was implemented in LBM 4.1/UME 3.1/UMQ 1.1
<i>Version:</i>	This option was deprecated in UM 6.9

45.1.31 transport_lbtrdma_port_high (context)

Highest port number that can be assigned to a LBT-RDMA session.

See [Port Assignments](#) for more information about configuring ports.

<i>Scope:</i>	context
<i>Type:</i>	lbm_uint16_t
<i>Default value:</i>	20,020
<i>When Set:</i>	Can only be set during object initialization.
<i>Version:</i>	This option was implemented in LBM 4.1/UME 3.1/UMQ 1.1
<i>Version:</i>	This option was deprecated in UM 6.9

45.1.32 transport_lbtrdma_port_low (context)

Lowest port number that can be assigned to a LBT-RDMA session.

See [Port Assignments](#) for more information about configuring ports.

<i>Scope:</i>	context
<i>Type:</i>	lbm_uint16_t
<i>Default value:</i>	20,001

<i>When Set:</i>	Can only be set during object initialization.
<i>Version:</i>	This option was implemented in LBM 4.1/UME 3.1/UMQ 1.1
<i>Version:</i>	This option was deprecated in UM 6.9

45.1.33 transport_lbtrdma_receiver_thread_behavior (context)

Receiver behavior for monitoring a LBT-RDMA source's shared memory area for new data.

<i>Scope:</i>	context
<i>Type:</i>	int
<i>When Set:</i>	Can only be set during object initialization.
<i>Version:</i>	This option was implemented in LBM 4.1/UME 3.1/UMQ 1.1
<i>Version:</i>	This option was deprecated in UM 6.9

String value	Integer value	Description
"pend"	LBM_CTX_ATTR_RDMA_RCV_THREA↔ D_PEND	Receiver waits (sleep) for notification from RDMA that the source has updated the shared memory area with new data. Default. Default for all.
"busy_wait"	LBM_CTX_ATTR_RDMA_RCV_THREA↔ D_BUSY_WAIT	UM polls the shared memory area for new data.

45.1.34 transport_lbtrdma_transmission_window_size (source)

Size of an LBT-RDMA transport's shared memory area. This value may vary across platforms. The actual size of the shared memory area equals the value you specify for this option plus about 64 KB for header information. The minimum value for this option is 65,536. Refer to **Source Object** in the Ultra Messaging Concepts Guide for additional information.

<i>Scope:</i>	source
<i>Type:</i>	size_t
<i>Units:</i>	bytes
<i>Default value:</i>	25165824 (24 MB)
<i>When Set:</i>	Can only be set during object initialization.
<i>Version:</i>	This option was implemented in LBM 4.1/UME 3.1/UMQ 1.1
<i>Version:</i>	This option was deprecated in UM 6.9

45.1.35 ume_message_map_tablesz (source)

The size of the hash table that the source uses to store messages for the retention policy in effect. A larger table means more messages can be stored more efficiently, but takes up more memory. A smaller table uses less memory, but costs more CPU time as more messages are retained. This setting no longer has any effect.

<i>Scope:</i>	source
<i>Type:</i>	size_t
<i>Default value:</i>	131
<i>When Set:</i>	Can only be set during object initialization.
<i>Version:</i>	This option has been deprecated.

45.1.36 ume_primary_store_address (source)

IPv4 address of the persistent store to be used as the primary store. A value of 0.0.0.0 (or INADDR_ANY) indicates no store is set as the primary. In other words, persistence is not enabled for the source. This setting is deprecated. Its use is not recommended except by legacy systems. Please use the ume_store option instead.

<i>Scope:</i>	source
<i>Type:</i>	struct in_addr
<i>Default value:</i>	0.0.0.0 (INADDR_ANY)
<i>When Set:</i>	Can only be set during object initialization.
<i>Version:</i>	This option was deprecated in UME 2.0

45.1.37 ume_primary_store_port (source)

TCP port of the primary persistent store. This setting is deprecated. Its use is not recommended except by legacy systems. Please use the ume_store option instead.

See [Port Assignments](#) for more information about configuring ports.

<i>Scope:</i>	source
<i>Type:</i>	lbm_uint16_t
<i>Default value:</i>	14567
<i>Byte order:</i>	Network
<i>When to Set:</i>	Can only be set during object initialization.
<i>Version:</i>	This option was deprecated in UME 2.0

45.1.38 ume_registration_id (source)

32-bit value that is used by a persistent store to identify a source. If a source desires to identify itself as a previously known source (after a crash or shutdown), it should set the ID to the value it was using before. A value of 0 indicates the source will allow the persistent store to assign an ID. This setting is deprecated. Its use is not recommended except by legacy systems. Please use the ume_store option instead.

<i>Scope:</i>	source
<i>Type:</i>	lbm_uint_t
<i>Units:</i>	identifier
<i>Default value:</i>	0 (allow persistent store to assign ID)
<i>When to Set:</i>	Can only be set during object initialization.
<i>Version:</i>	This option was deprecated in UME 2.0

45.1.39 `ume_retransmit_request_generation_interval` (receiver)

The maximum interval between when a retransmission request is first sent and when it is given up on and loss is reported. This setting is provided for compatibility. The [retransmit_request_generation_interval](#) (receiver) setting should be used instead.

<i>Scope:</i>	receiver
<i>Type:</i>	unsigned long int
<i>Units:</i>	milliseconds
<i>Default value:</i>	10000 (10 seconds)
<i>When Set:</i> to	Can only be set during object initialization.

45.1.40 `ume_retransmit_request_interval` (receiver)

The interval between retransmission request messages to the persistent store or to the source. This setting is provided for compatibility. The [retransmit_request_interval](#) (receiver) setting should be used instead.

<i>Scope:</i>	receiver
<i>Type:</i>	unsigned long int
<i>Units:</i>	milliseconds
<i>Default value:</i>	500 (0.5 seconds)
<i>When Set:</i> to	Can only be set during object initialization.

45.1.41 `ume_retransmit_request_maximum` (receiver)

The maximum number of messages to request back from the current latest message when late joining a topic or when registering with a UMP store. A value of 0 indicates no maximum. This setting is provided for compatibility. The [retransmit_request_maximum](#) (receiver) setting should be used instead.

<i>Scope:</i>	receiver
<i>Type:</i>	unsigned long int
<i>Units:</i>	messages

<i>Default value:</i>	0
<i>When Set:</i> to	Can only be set during object initialization.

45.1.42 ume_retransmit_request_outstanding_maximum (receiver)

The maximum number of messages to request at a single time from the store or source. A value of 0 indicates no maximum. This setting is provided for compatibility. The [retransmit_request_outstanding_maximum \(receiver\)](#) setting should be used instead.

<i>Scope:</i>	receiver
<i>Type:</i>	unsigned long int
<i>Units:</i>	messages
<i>Default value:</i>	10
<i>When Set:</i> to	Can only be set during object initialization.

45.1.43 ume_secondary_store_address (source)

IPv4 address of the persistent store to be used as the secondary store. A value of 0.0.0.0 (or INADDR_ANY) indicates no store is set as the secondary. This setting is deprecated. Its use is not recommended except by legacy systems. Please use the ume_store option instead.

<i>Scope:</i>	source
<i>Type:</i>	struct in_addr
<i>Default value:</i>	0.0.0.0 (INADDR_ANY)
<i>When Set:</i> to	Can only be set during object initialization.
<i>Version:</i>	This option was deprecated in UME 2.0

45.1.44 ume_secondary_store_port (source)

TCP port of the secondary persistent store. This setting is deprecated. Its use is not recommended except by legacy systems. Please use the ume_store option instead.

See [Port Assignments](#) for more information about configuring ports.

<i>Scope:</i>	source
<i>Type:</i>	lbm_uint16_t
<i>Default value:</i>	14567
<i>Byte order:</i>	Network
<i>When to Set:</i>	Can only be set during object initialization.
<i>Version:</i>	This option was deprecated in UME 2.0

45.1.45 ume_tertiary_store_address (source)

IPv4 address of the persistent store to be used as the tertiary store. A value of 0.0.0.0 (or INADDR_ANY) indicates no store is set as the tertiary. This setting is deprecated. Its use is not recommended except by legacy systems. Please use the ume_store option instead.

<i>Scope:</i>	source
<i>Type:</i>	struct in_addr
<i>Default value:</i>	0.0.0.0 (INADDR_ANY)
<i>When to Set:</i>	Can only be set during object initialization.
<i>Version:</i>	This option was deprecated in UME 2.0

45.1.46 ume_tertiary_store_port (source)

TCP port of the tertiary persistent store. This setting is deprecated. Its use is not recommended except by legacy systems. Please use the ume_store option instead.

See [Port Assignments](#) for more information about configuring ports.

<i>Scope:</i>	source
<i>Type:</i>	lbm_uint16_t
<i>Default value:</i>	14567
<i>Byte order:</i>	Network
<i>When Set:</i>	Can only be set during object initialization.
<i>Version:</i>	This option was deprecated in UME 2.0

45.1.47 umq_flight_size (context)

Specifies the number of Multicast Immediate Messages allowed to be in flight (unstabilized at a queue) before a new message send either blocks or triggers a notification (source event).

<i>Scope:</i>	context
<i>Type:</i>	unsigned int
<i>Units:</i>	messages
<i>Default value:</i>	1000
<i>When Set:</i>	Can only be set during object initialization.
<i>Version:</i>	This option was implemented in LBM 4.1.1/UME 3.1.1/UMQ 1.1.1
<i>Version:</i>	This option was deprecated in UMQ 6.8

45.1.48 umq_flight_size (source)

Specifies the number of messages allowed to be in flight (unstabilized at a queue) before a new message send either blocks or triggers a notification (source event).

<i>Scope:</i>	source
<i>Type:</i>	unsigned int
<i>Units:</i>	messages
<i>Default value:</i>	1000
<i>When Set:</i>	Can only be set during object initialization.

<i>Version:</i>	This option was implemented in LBM 4.1.1/UME 3.1.1/UMQ 1.1.1
<i>Version:</i>	This option was deprecated in UM 6.8

45.1.49 `umq_flight_size_behavior` (context)

The behavior that UMQ follows when a Multicast Immediate Message send exceeds the context's `umq_flight_size` (source).

<i>Scope:</i>	context
<i>Type:</i>	int
<i>When to Set:</i>	Can only be set during object initialization.
<i>Version:</i>	This option was implemented in LBM 4.1.1/UME 3.1.1/UMQ 1.1.1
<i>Version:</i>	This option was deprecated in UMQ 6.8

String value	Integer value	Description
"Block"	LBM_FLIGHT_SIZE_BEHAVIOR_BLOCK	The send call blocks when a MIM send exceeds the context's flight size. If the MIM send is a non-blocking send, the send returns an LBM_EWOULD_BLOCK. Default for all.
"Notify"	LBM_FLIGHT_SIZE_BEHAVIOR_NOTIFY	A message send that exceeds the configured flight size does not block but triggers a flight size notification (context event), indicating that the flight size has been surpassed. UMQ also sends a context event notification if the number of in-flight messages falls below the configured flight size.

45.1.50 `umq_flight_size_behavior` (source)

The behavior that UMQ follows when a message send exceeds the source's `umq_flight_size` (source).

<i>Scope:</i>	source
<i>Type:</i>	int
<i>When to Set:</i>	Can only be set during object initialization.
<i>Version:</i>	This option was implemented in LBM 4.1.1/UME 3.1.1/UMQ 1.1.1
<i>Version:</i>	This option was deprecated in UM 6.8

String value	Integer value	Description
"Block"	LBM_FLIGHT_SIZE_BEHAVIOR_BLOCK	The send call blocks when a source sends a message that exceeds its flight size. If the source uses a non-blocking send, the send returns an LBM_EWOULD_BLOCK. Default for all.
"Notify"	LBM_FLIGHT_SIZE_BEHAVIOR_NOTIFY	A message send that exceeds the configured flight size does not block but triggers a flight size notification (source event), indicating that the flight size has been surpassed. UMQ also sends a source event notification if the number of in-flight messages falls below the configured flight size.

45.1.51 umq_message_retransmission_interval (context)

The interval between retransmissions of data messages when submitting to a Queue.

<i>Scope:</i>	context
<i>Type:</i>	lbm_ulong_t
<i>Units:</i>	milliseconds
<i>Default value:</i>	500 (0.5 seconds)
<i>When to Set:</i>	Can only be set during object initialization.
<i>Version:</i>	This option was implemented in LBM 3.6/UME 3.0/UMQ 1.0.
<i>Version:</i>	This option was deprecated in UMQ 6.8

45.1.52 umq_message_stability_notification (context)

Flag indicating the context is interested in receiving notifications of message stability from Queues via the context event mechanism. Even when turned off, Queues will continue to send message stability notifications to the context for retention purposes. However, no notification will be delivered to the application.

<i>Scope:</i>	context
<i>Type:</i>	int
<i>When to Set:</i>	Can only be set during object initialization.
<i>Version:</i>	This option was implemented in LBM 3.6/UME 3.0/UMQ 1.0.
<i>Version:</i>	This option was deprecated in UMQ 6.8

Value	Description
1	The context wishes to receive message stability notification. Default for all.
0	The context does not wish to receive message stability notifications.

45.1.53 umq_msg_total_lifetime (context)

Establishes the period of time from when a queue receives a message, or, for ULB, when a source sends a message, until the time the message cannot be assigned or reassigned to a receiver. The queue deletes the message upon expiration of the lifetime. You can also set UMQ umestored option message-total-lifetime for the source's topic on the queue. However, the message-total-lifetime option is overridden by any value assigned to umq_msg_total_lifetime (source). The default value of 0 (zero) disables this option.

Note: This option is overridden by any message lifetime value set using send call, **lbm_src_send_ex()**.

<i>Scope:</i>	context
<i>Type:</i>	lbm_ulong_t
<i>Units:</i>	milliseconds
<i>Default value:</i>	0 (zero)
<i>When to Set:</i>	Can only be set during object initialization.
<i>Version:</i>	This option was implemented in LBM 4.2 / UME 3.2 / UMQ 2.1
<i>Version:</i>	This option was deprecated in UMQ 6.8

45.1.54 umq_queue_check_interval (context)

The interval between activity checks of the individual UMQ queues.

<i>Scope:</i>	context
<i>Type:</i>	lbm_ulong_t
<i>Units:</i>	milliseconds
<i>Default value:</i>	500 (0.5 seconds)
<i>When Set:</i>	Can only be set during object initialization.
<i>Version:</i>	This option was implemented in LBM 3.6/UME 3.0/UMQ 1.0.
<i>Version:</i>	This option was deprecated in UMQ 6.8

45.1.55 umq_queue_name (source)

The queue to submit messages to when sending.

<i>Scope:</i>	source
<i>Type:</i>	string
<i>When Set:</i>	Can only be set during object initialization.
<i>Version:</i>	This option was implemented in LBM 3.6/UME 3.0/UMQ 1.0.
<i>Version:</i>	This option was deprecated in UMQ 6.8

45.1.56 umq_queue_participants_only (source)

Flag indicating the source only desires queue participants to listen to the topic.

<i>Scope:</i>	source
<i>Type:</i>	int
<i>When to Set:</i>	Can only be set during object initialization.
<i>Version:</i>	This option was implemented in LBM 3.6/UME 3.0/UMQ 1.0.
<i>Version:</i>	This option was deprecated in UMQ 6.8

Value	Description
1	The source desires that only queue participants listen to the topic.
0	The source desires anyone to listen to the topic without regard to queue participation. Default for all.

45.1.57 umq_queue_query_interval (context)

The interval between queries sent for resolving Queues.

<i>Scope:</i>	context
<i>Type:</i>	lbm_ulong_t
<i>Units:</i>	milliseconds
<i>Default value:</i>	200 (0.2 seconds)
<i>When to Set:</i>	Can only be set during object initialization.
<i>Version:</i>	This option was implemented in LBM 3.6/UME 3.0/UMQ 1.0.
<i>Version:</i>	This option was deprecated in UMQ 6.8

45.1.58 umq_require_queue_authentication (context)

Indicates if an application requires a queue to authenticate itself before accepting the queue's responses to Queue Browser commands.

<i>Scope:</i>	context
<i>Type:</i>	int
<i>When Set:</i>	Can only be set during object initialization.
<i>Version:</i>	This option was implemented in UMQ 5.2.2.
<i>Version:</i>	This option was deprecated in UMQ 6.8

Value	Description
1	An application requires the queue to successfully authenticate before using browsing command responses from the queue. Default for all.
0	An application does not require queue authentication.

45.1.59 umq_retention_intergroup_stability_behavior (context)

The behavior that the context will follow when determining the stability of a message from an inter-group perspective. This has a direct impact on the release policy for the context in that a message must be stable before it may be released. To be stable, a message must first be stable within the group and then stable between groups.

<i>Scope:</i>	context
<i>Type:</i>	int
<i>When Set:</i>	Can only be set during object initialization.
<i>Version:</i>	This option was implemented in LBM 3.6/UME 3.0/UMQ 1.0.
<i>Version:</i>	This option was deprecated in UMQ 6.8

String value	Integer value	Description
"any", "any-group"	LBM_SRC_TOPIC_ATTR_UMQ_STABLE_BEHAVIOR_ANY	Message is considered stable once it is stable in any group. Default for all.
"majority"	LBM_SRC_TOPIC_ATTR_UMQ_STABLE_BEHAVIOR_MAJORITY	Message is considered stable once it is stable in a majority of groups.
"all", "all-groups"	LBM_SRC_TOPIC_ATTR_UMQ_STABLE_BEHAVIOR_ALL	Message is considered stable once it is stable in all groups.

String value	Integer value	Description
"all-active"	LBM_SRC_TOPIC_ATTR_UMQ_STABLE_BEHAVIOR_ALL_ACTIVE	Message is considered stable once it is stable in all active groups. A group is considered active if it has at least a quorum of active or registered queues. Inter-group stability requires at least one stable group.

45.1.60 umq_retention_intergroup_stability_behavior (source)

The behavior that the source will follow when determining the stability of a message from an inter-group perspective. This has a direct impact on the release policy for the context in that a message must be stable before it may be released. To be stable, a message must first be stable within the group and then stable between groups.

Scope:	source
Type:	int
When Set:	Can only be set during object initialization.
Version:	This option was implemented in LBM 3.6/UME 3.0/UMQ 1.0.
Version:	This option was deprecated in UMQ 6.8

String value	Integer value	Description
"any", "any-group"	LBM_SRC_TOPIC_ATTR_UMQ_STABLE_BEHAVIOR_ANY	Message will be considered stable once any group has reached intra-group stability for the message. Default for all.
"majority"	LBM_SRC_TOPIC_ATTR_UMQ_STABLE_BEHAVIOR_MAJORITY	Message will be considered stable once a majority of groups have reached intra-group stability for the message.
"all", "all-groups"	LBM_SRC_TOPIC_ATTR_UMQ_STABLE_BEHAVIOR_ALL	Message will be considered stable once all groups have reached intra-group stability for the message.
"all-active"	LBM_SRC_TOPIC_ATTR_UMQ_STABLE_BEHAVIOR_ALL_ACTIVE	Message will be considered stable once all active groups have reached intra-group stability for the message.

45.1.61 umq_retention_intragroup_stability_behavior (context)

The behavior that the context will follow when determining the stability of a message from an intra-group perspective. This has a direct impact on the release policy for the context in that a message must be stable before it may be released. To be stable, a message must first be stable within the group and then stable between groups.

<i>Scope:</i>	context
<i>Type:</i>	int
<i>When to Set:</i>	Can only be set during object initialization.
<i>Version:</i>	This option was implemented in LBM 3.6/UME 3.0/UMQ 1.0.
<i>Version:</i>	This option was deprecated in UMQ 6.8

String value	Integer value	Description
"quorum"	LBM_SRC_TOPIC_ATTR_UMQ_STABLE_BEHAVIOR_QUORUM	Message is considered stable within the group once a quorum (or majority) of the queues have acknowledged the message as stable. Default for all.
"all", "all-stores"	LBM_SRC_TOPIC_ATTR_UMQ_STABLE_BEHAVIOR_ALL	Message is considered stable with the group once all queues have acknowledged the message as stable.
"all-active"	LBM_SRC_TOPIC_ATTR_UMQ_STABLE_BEHAVIOR_ALL_ACTIVE	Message is considered stable with the group once all active queues have acknowledged the message as stable.

45.1.62 umq_retention_intragroup_stability_behavior (source)

The behavior that the source will follow when determining the stability of a message from an intra-group perspective. This has a direct impact on the release policy for the context in that a message must be stable before it may be released. To be stable, a message must first be stable within the group and then stable between groups.

<i>Scope:</i>	source
<i>Type:</i>	int

<i>When Set:</i>	to Can only be set during object initialization.
<i>Version:</i>	This option was implemented in LBM 3.6/UME 3.0/UMQ 1.0.
<i>Version:</i>	This option was deprecated in UMQ 6.8

String value	Integer value	Description
"quorum"	LBM_SRC_TOPIC_ATTR_UMQ_STABLE_BEHAVIOR_QUORUM	Message will be considered stable within the group once a quorum (or majority) of the queues have acknowledged the message as stable. Default for all.
"all", "all-stores"	LBM_SRC_TOPIC_ATTR_UMQ_STABLE_BEHAVIOR_ALL	Message will be considered stable with the group once all queues have acknowledged the message as stable.
"all-active"	LBM_SRC_TOPIC_ATTR_UMQ_STABLE_BEHAVIOR_ALL_ACTIVE	Message will be considered stable with the group once all active queues have acknowledged the message as stable.

45.1.63 use_transport_thread (receiver)

For LBT-RM, LBT-RU, or TCP-LB transport sessions only. Determines whether UM uses a thread from the receiver thread pool to process message data or if it uses the context thread, which is the default.

<i>Scope:</i>	receiver
<i>Type:</i>	int
<i>When Set:</i>	to Can only be set during object initialization.
<i>Version:</i>	This option was implemented in LBM 4.1/UME 3.1.
<i>Version:</i>	This option was deprecated in UM 6.9

String value	Integer value	Description
"1"	1	UM uses a thread from the receiver thread pool.
"0"	0	UM uses the context thread to process message data. Default for all.

Chapter 46

Option Categories

46.1 UM UDP Port Values

Configuration Option	Default Value
mim_destination_port (context)	14401
mim_incoming_destination_port (context)	14401
mim_outgoing_destination_port (context)	14401
resolver_multicast_incoming_port (context)	12965
resolver_multicast_outgoing_port (context)	12965
resolver_multicast_port (context)	12965
resolver_unicast_destination_port (context)	15380
resolver_unicast_port (context)	0 (pick open port)
resolver_unicast_port_high (context)	14406
resolver_unicast_port_low (context)	14402
transport_lbtrm_destination_port (source)	14400
transport_lbtrm_source_port_high (context)	14399
transport_lbtrm_source_port_low (context)	14390
transport_lbtru_maximum_ports (context)	5
transport_lbtru_port (source)	0 (pick open port)
transport_lbtru_port_high (context)	14389
transport_lbtru_port_high (receiver)	14379
transport_lbtru_port_low (context)	14380
transport_lbtru_port_low (receiver)	14360

46.2 UM TCP Port Values

Configuration Option	Default Value
request_tcp_port (context)	0 (use open port)
request_tcp_port_high (context)	14395
request_tcp_port_low (context)	14391
transport_tcp_maximum_ports (context)	10
transport_tcp_port (source)	0 (pick open port)
transport_tcp_port_high (context)	14390
transport_tcp_port_low (context)	14371
ume_primary_store_port (source)	14567
ume_secondary_store_port (source)	14567
ume_tertiary_store_port (source)	14567

46.3 UM Multicast Group Values

Configuration Option	Default Value
mim_address (context)	224.10.10.21
mim_incoming_address (context)	224.10.10.21
mim_outgoing_address (context)	224.10.10.21
resolver_multicast_address (context)	224.9.10.11
resolver_multicast_incoming_address (context)	224.9.10.11
resolver_multicast_outgoing_address (context)	224.9.10.11
transport_lbtrm_multicast_address (source)	0.0.0.0 (INADDRANY)
transport_lbtrm_multicast_address_high (context)	224.10.10.14
transport_lbtrm_multicast_address_low (context)	224.10.10.10

46.4 UM Timer Interval Values

Configuration Option	Default Value
delivery_control_loss_check_interval (receiver)	0 (disabled)
implicit_batching_interval (source)	200 (0.2 sec)
mim_activity_timeout (context)	60000 (60 sec)
mim_delivery_control_loss_check_interval (context)	0 (disabled)
mim_ignore_interval (context)	500 (0.5 sec)
mim_implicit_batching_interval (context)	200 (0.2 sec)
mim_nak_backoff_interval (context)	200 (0.2 sec)
mim_nak_generation_interval (context)	10000 (10 sec)

Configuration Option	Default Value
mim_nak_initial_backoff_interval (context)	50 (0.05 sec)
mim_nak_suppress_interval (context)	1000 (1 sec)
mim_sm_maximum_interval (context)	10000 (10 sec)
mim_sm_minimum_interval (context)	200 (0.2 sec)
mim_src_deletion_timeout (context)	30000 (30 sec)
rcv_sync_cache_timeout (receiver)	2000 (2 sec)
resolver_active_source_interval (context)	1000 (1 sec)
resolver_advertisement_maximum_initial_interval (source)	500 (0.5 sec)
resolver_advertisement_minimum_initial_duration (source)	5000 (5 sec)
resolver_advertisement_minimum_initial_interval (source)	10 (0.01 sec)
resolver_advertisement_minimum_sustain_duration (source)	60 (1 minute)
resolver_advertisement_sustain_interval (source)	1000 (1 sec)
resolver_context_advertisement_interval (context)	10000 (10 sec)
resolver_no_source_linger_timeout (wildcard_receiver)	1000 (1 sec)
resolver_query_interval (context)	100 (0.1 sec)
resolver_query_max_interval (wildcard_receiver)	0 (no query)
resolver_query_maximum_initial_interval (receiver)	200 (0.2 sec)
resolver_query_maximum_interval (wildcard_receiver)	1000 (1 sec)
resolver_query_minimum_duration (wildcard_receiver)	60 (1 minute)
resolver_query_minimum_initial_duration (receiver)	5000 (5 sec)
resolver_query_minimum_initial_interval (receiver)	20 (0.02 sec)
resolver_query_minimum_interval (wildcard_receiver)	50 (0.05 sec)
resolver_query_minimum_sustain_duration (receiver)	60 (1 minute)
resolver_query_sustain_interval (receiver)	1000 (1 sec)
response_tcp_deletion_timeout (context)	20000 (20 sec)
retransmit_request_generation_interval (receiver)	10000 (10 sec)
retransmit_request_interval (receiver)	500 (0.5 sec)
transport_lbtpc_acknowledgement_interval (receiver)	500 (0.5 sec)
transport_lbtpc_activity_timeout (receiver)	60,000 (60 sec)
transport_lbtpc_client_activity_timeout (source)	10,000 (10 sec)
transport_lbtpc_sm_interval (source)	10,000 (10 sec)
transport_lbtrm_activity_timeout (receiver)	60000 (60 sec)
transport_lbtrm_ignore_interval (source)	500 (0.5 sec)
transport_lbtrm_nak_backoff_interval (receiver)	200 (0.2 sec)
transport_lbtrm_nak_generation_interval (receiver)	10000 (10 sec)
transport_lbtrm_nak_initial_backoff_interval (receiver)	50 (0.05 sec)
transport_lbtrm_nak_suppress_interval (receiver)	1000 (1 sec)
transport_lbtrm_preactivity_timeout (receiver)	0 (zero)
transport_lbtrm_rate_interval (context)	100 (0.1 sec)
transport_lbtrm_sm_maximum_interval (source)	10000 (10 sec)
transport_lbtrm_sm_minimum_interval (source)	200 (0.2 sec)
transport_lbtsmx_activity_timeout (receiver)	60,000 (60 sec)
transport_lbtsmx_sm_interval (source)	10,000 (10 sec)
transport_lbtru_acknowledgement_interval (receiver)	500 (0.5 sec)
transport_lbtru_activity_timeout (receiver)	60000 (60 sec)
transport_lbtru_client_activity_timeout (source)	10000 (10 sec)
transport_lbtru_connect_interval (receiver)	100 (0.1 sec)
transport_lbtru_ignore_interval (source)	500 (0.5 sec)

Configuration Option	Default Value
transport_lbtru_nak_backoff_interval (receiver)	200 (0.2 sec)
transport_lbtru_nak_generation_interval (receiver)	10000 (10 sec)
transport_lbtru_nak_suppress_interval (receiver)	1000 (1 sec)
transport_lbtru_rate_interval (context)	100 (0.1 sec)
transport_lbtru_sm_maximum_interval (source)	10000 (10 sec)
transport_lbtru_sm_minimum_interval (source)	200 (0.2 sec)
transport_tcp_activity_timeout (receiver)	0
transport_topic_sequence_number_info_active_threshold (source)	60
transport_topic_sequence_number_info_interval (source)	5000 (5 sec)
ume_ack_batching_interval (context)	100 (0.1 sec)
ume_activity_timeout (receiver)	0 (zero)
ume_activity_timeout (source)	0 (zero)
ume_message_stability_lifetime (source)	1200000 (20 min)
ume_message_stability_timeout (source)	20000 (20 sec)
ume_receiver_liveness_interval (context)	0 (disable)
ume_registration_interval (receiver)	500 (0.5 sec)
ume_registration_interval (source)	500 (0.5 sec)
ume_retransmit_request_generation_interval (receiver)	10000 (10 sec)
ume_retransmit_request_interval (receiver)	500 (0.5 sec)
ume_source_liveness_timeout (context)	0 (disable)
ume_state_lifetime (receiver)	0 (zero)
ume_state_lifetime (source)	0 (zero)
ume_store_activity_timeout (source)	10000 (10 sec)
ume_store_check_interval (source)	500 (0.5 sec)
umq_command_interval (context)	500 (0.5 sec)
umq_delayed_consumption_report_interval (receiver)	0
umq_hold_interval (receiver)	10000 (10 sec)
umq_message_retransmission_interval (context)	500 (0.5 sec)
umq_msg_total_lifetime (context)	0 (zero)
umq_msg_total_lifetime (source)	0 (zero)
umq_queue_activity_timeout (context)	3000 (3.0 sec)
umq_queue_check_interval (context)	500 (0.5 sec)
umq_queue_query_interval (context)	200 (0.2 sec)
umq_retransmit_request_interval (receiver)	500 (0.5 sec)
umq_ulb_check_interval (source)	1000 (1 sec)
umq_ulb_source_activity_timeout (receiver)	10000 (10 sec)
umq_ulb_source_check_interval (receiver)	1000 (1 sec)

46.5 Options That May Be Set During Operation

Configuration Option	Default Value
implicit_batching_interval (source)	200 (0.2 seconds)

Configuration Option	Default Value
implicit_batching_minimum_length (source)	2048 (8192 for Microsoft Windows)
implicit_batching_type (source)	
queue_age_enabled (event_queue)	0
queue_count_enabled (event_queue)	0
queue_delay_warning (event_queue)	0 (not monitored)
queue_enqueue_notification (event_queue)	
queue_service_time_enabled (event_queue)	0
queue_size_warning (event_queue)	0 (not monitored)
resolution_no_source_notification_threshold (receiver)	0 (do not notify)
resolution_number_of_sources_query_threshold (receiver)	10000000 (10 million)
resolver_active_source_interval (context)	1000 (1 second)
resolver_active_threshold (context)	60
resolver_maximum_advertisements (context)	0 (all topics)
resolver_maximum_queries (context)	0 (all topics with no source)
resolver_multicast_ttl (context)	16
resolver_query_interval (context)	100 (0.1 seconds)
resolver_query_max_interval (wildcard_receiver)	0 (do not query)

46.6 Options that Cannot Be Set Via Configuration Files

Configuration Option	Default Value
immediate_message_receiver_function (context)	NULL
immediate_message_topic_receiver_function (context)	NULL
mim_unrecoverable_loss_function (context)	NULL
pattern_callback (wildcard_receiver)	NULL
receiver_create_callback (wildcard_receiver)	NULL
receiver_delete_callback (wildcard_receiver)	NULL
resolver_source_notification_function (context)	NULL
resolver_string_hash_function_ex (context)	NULL
source_cost_evaluation_function (context)	NULL
source_event_function (context)	NULL
source_notification_function (receiver)	NULL
ume_force_reclaim_function (source)	NULL
ume_recovery_sequence_number_info_function (receiver)	NULL
ume_registration_extended_function (receiver)	NULL
ume_registration_function (receiver)	NULL