

REFRESHING
SOLUTIONS
FOR YOUR
KITCHEN

GROHE.COM/US

Pure Freude an Wasser

GROHE
WAVE





GROHE WATER SYSTEMS

Pure, filtered, chilled and sparkling, our water systems deliver ready-to-use water from the convenience of your kitchen faucet.

GROHE BLUE® PURE



GROHE BLUE®
CHILLED & SPARKLING



GROHE INNOVATIONS

Intuitive technologies and functional enhancements – in addition to beautiful design, we attach great importance to the engineering of our products and are continuously working to enhance our level of innovation.

GROHE MINTA TOUCH



GROHE K7 SEMI-PRO



GROHE LADYLUX





GROHE Blue®
Pure online



GROHE Blue® Pure

GROHE SOLUTIONS FOR YOUR KITCHEN

GROHE's kitchen range has been developed from the consumer's point of view, with a focus on practicality and problem solving. The numerous functions offered by our faucets are the clearest proof of this. With simple and individual solutions that fit perfectly in even the most difficult installations – for greater comfort and flexibility, each and every day.

GROHE MINTA



GROHE CONCETTO



GROHE BRIDGEFORD



GROHE BLUE®

PURE – FILTERED – STILL

CHILLED – LIGHTLY SPARKLING – SPARKLING



GROHE Blue®
Chilled &
Sparkling
online

No more lugging bottles of water.

Chilled and filtered drinking water directly from your kitchen fitting.

Water preferences can be as individual as taste in design. With the GROHE Blue®, we can cater to your exact tastes. Do you like your water still, lightly sparkling or sparkling? Filtered directly from your own kitchen faucet? Your wish is our command. GROHE Blue® combines outstanding design and innovative technology. A high-performance filter, cooler and carbonator deliver a pure taste experience – just as easily as using a standard kitchen faucet. The temperature and intensity of the water flow are regulated as usual using the normal operating lever. The left rotary knob with integrated LED display regulates the carbonation level of the filtered and chilled water.

Filtered and fresh, cool, still, or sparkling water. It's your choice with GROHE Blue® Water Systems. Instant access to great-tasting water from the convenience of your kitchen faucet whenever you want it – 24 hours a day, 7 days a week.

More taste

GROHE Blue® premium kitchen mixers feature a revolutionary high-performance filter that removes the impurities that affect the taste and odor of ordinary tap water. Instant access to the clean refreshing taste expected from bottled mineral water.

Cool technology

GROHE has invented an innovative and astoundingly simple system that turns ordinary tap water into pure refreshment. GROHE Blue® Chilled & Sparkling filters the water, cools it to the perfect drinking temperature and serves you still, lightly sparkling or full sparkling water directly from the faucet.

Less environmental impact

GROHE Blue® combines convenience and a healthy lifestyle in one environmentally-conscious package. Compared to the pollution and energy consumption caused by filling and transporting bottled mineral water, filtering tap water has a negligible environmental impact. GROHE Blue® saves resources and money, since seven liters of water are needed to put just one liter of bottled water on a supermarket shelf. Energy is also saved, as heavy bottles no longer need to be carried home and time and resources spent recycling them.

GROHE Blue® Chilled & Sparkling carbonation levels



Blue: Still, purified water



Turquoise: Filtered, lightly sparkling water




Green: Filtered, full sparkling water



GROHE Blue® Pure



GROHE Blue® Chilled & Sparkling



GROHE MINTA TOUCH

SIMPLE – SENSUAL – MOVING

NEW



Minta Touch
online

Never before has technology been so touchable

It's easy to fall in love with the GROHE Minta Touch. With its innovative EasyTouch technology, it instinctively reacts to the slightest touch. It's clean-living - just because your hands are dirty, doesn't mean your faucet should be, too. And it's beautiful, with shining chrome that stays that way, thanks to GROHE StarLight® technology. One tap of the Minta Touch with the back of your hand, wrist or forearm is all it takes to turn it on or off, thus keeping the faucet clean and hygienic at all times.

Easy to use

If your hands are clean, simply use the manual lever to adjust flow and temperature. GROHE Minta Touch is simple and modern – a faucet that intelligently unites design and technology.



NEW



Electronic Sink Mixer
C-spout with pull-out spray

Electronic Sink Mixer
C-spout with pull-out spray

NEW



Simple activation/deactivation of the water flow by touch

NEW



Manual control

GROHE K7

DESIGN – FUNCTIONALITY – COMFORT



K7 online

With the GROHE K7, we are redefining the focal point of your kitchen.

In the kitchen, a lot depends on skill and timing. Professional chefs know this better than anyone. That's why the K7 has been developed in professional kitchens but geared to the needs of home chefs.

Design and functionality in perfect harmony

With the minimalist design idiom of the GROHE K7, designer Paul Flowers has accentuated the aesthetics of high-end, purist kitchens and combined perfect beauty with function. The GROHE K7 is so functional that you can devote your full attention to what you are doing. The professional spray can be pulled out, turned and swivelled 360° and operated with one hand. Furthermore, you can switch back and forth between the spray and normal water flow without having to turn off the water. Voilà.





Professional sink mixer

GROHE LADYLUX

ERGONOMIC – COMFORTABLE – ELEGANT



Ladylux
online

Elegance and harmony combined

Ladylux combines contemporary design and maximum functionality with proven reliability for rigorous everyday use. The body flows elegantly into the wide swivel spout – a classic example of the GROHE design aesthetic – and now comes with an improved mechanism for retracting the pull-down spray.

The extensive range offers lots of variety

Choose between versions with a pull-down spray that extends the operating range of each model. Limescale on the flexible pull-down sprays can be easily removed thanks to the SpeedClean nozzles. Finished in GROHE Starlight® Chrome, the Ladylux's lustrous mirror-like sheen that is soil repellent, scratch resistant and non-tarnishing – and will remain so for years to come. Also available in GROHE RealSteel® – know the difference, feel the substance of solid grade 304 stainless – the material of choice in professional kitchens.



Sink mixer
with pull-down spray

GROHE MINTA

CLASSIC – MODERN – VERSATILE



Minta
online

One collection for every design style

It's not just any kitchen – it's your kitchen, your interpretation of modern interior architecture. It's a place where well-thought-out details, form and function come together to create something very special. And it's the perfect setting for Minta.

The timeless classic: modern, attractive and versatile

Available with a choice of two striking spout versions that blend harmoniously into the modern kitchen aesthetic. Reminiscent of the graphic forms of the letters C and U, they feature a tubular swivel spout and pull-down spray. The comfortable height of the spout makes it easier to fill tall pots.

The elegant operating lever ensures easy and precise operation thanks to GROHE SilkMove® technology. GROHE StarLight® guarantees a long-lasting shine to the chromium finish. Fans of the professional kitchen look will particularly enjoy the versions with stainless steel look.



U-spout
with pull-down spray

GROHE CONCETTO

YOUNG – DYNAMIC – SOPHISTICATED



Concetto
online

A visual feast for the eyes on the outside and a tempting delight on the inside

Who says stylish, high-performance faucets have to break the bank? Step forward the Concetto dual spray pull-down faucet which offers a high-style design and high-tech features in one great value product. Its dynamic and clean design creates a fresh, modern look that will add a contemporary touch to your kitchen. GROHE SilkMove® technology, makes one-finger control of both water temperature and volume effortless, even with wet hands. It is available in the deep and lustrous Grohe StarLight® Chrome and SuperSteel InfinityFinish™.



Sink mixer medium spout
with pull-out spray

GROHE BRIDGEFORD

TRADITIONAL STYLE – MODERN PERFORMANCE



Bridgeford
online

A modern tradition

For those who surround themselves with the comfort of a simpler time, Bridgeford completes a traditionally styled kitchen without sacrificing 21st century performance. Old-world detailing is perfected on the Bridgeford wideset, bridge and bar faucets, while the pull-down dual-spray model brings modern functionality to a traditionally-styled kitchen. Bridgeford kitchen faucets feature Grohe SilkMove® technology for effortless water control and are available in Grohe's durable oil rubbed bronze finish, Brushed Nickel InfinityFinish™, and striking Grohe StarLight® Chrome.



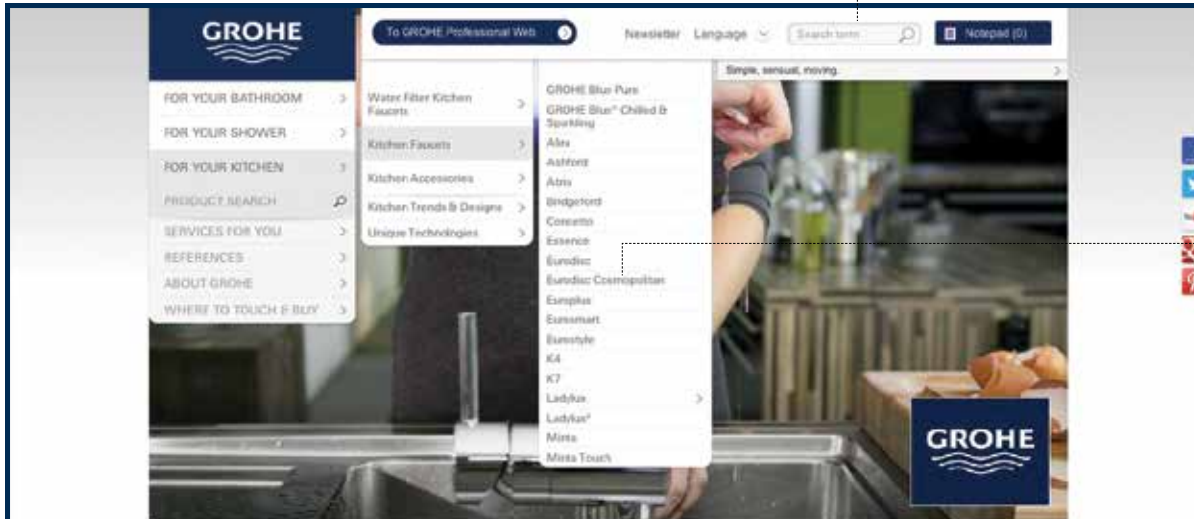
Sink mixer low spout

GROHE ONLINE

DIGITAL ANSWERS TO YOUR QUESTIONS

Have you found the faucet you want, but need more detailed information? You can see the products for yourself on our website. Here you will also find the answers to questions about where you can view, test or purchase the products.

Search function



The product you want at a click

Minta Touch

Love at first touch

Fall in love with the GROHE Minta Touch. With its innovative EasyTouch technology, it intuitively reacts to your touch.

Dirty hands don't mean kitchen fittings should be too. One touch with the back of your hand or wrist is all it takes to turn the faucet ON and OFF. The GROHE Minta Touch stays clean, hygienic and radiant in **Stainless Chrome** or elegant in **SuperSteel InfinityFinish**.

Use the lever to precisely adjust water flow and temperature. The GROHE Minta Touch is simple, sensual, moving - a faucet that intelligently helps keep your kitchen looking beautiful.




You will find all the information about your selected product in this content area



Here you will find our current brochures to download as a PDF

KITCHEN SHOWROOMS

Here you will find your nearest kitchen showroom. Simply enter your city and zipcode in the search box and select your product to find your GROHE partner.



To GROHE Professional Web
Newsletter
Language

Notepad (0)

- FOR YOUR BATHROOM >
- FOR YOUR SHOWER >
- FOR YOUR KITCHEN >
- PRODUCT SEARCH** >
- SERVICES FOR YOU >
- REFERENCES >
- ABOUT GROHE >
- WHERE TO TOUCH & BUY >


Find Showrooms


Find a Showroom near you


Please type in your postcode or city to locate a showroom near you.


Search by
 Postcode/City
 Company Name


Are you looking for showrooms with specific product ranges? Please choose below.


Mirta


Ladylux


Essence


Eurodisc
Cosmopolitan


Europlus

Search results

Hits < 1 - 6 > of 27

- 1

Central Plumbing Specialties
[View full address](#) >
- 2

Davis & Warshaw
[View full address](#) >
- 3

Blackman Plumbing Supply
[View full address](#) >
- 4

AF Supply- New York
[View full address](#) >
- 5






Smolka Co.
[View full address](#) >
- 6

Park Slope Plumbing Supply
[View full address](#) >

Hits < 1 - 6 > of 27

National Parts Distributors

<p>Watertown Supply http://www.watertownsupply.com/wts-bin/f.uk?wts_proddisp_gen+@VEND_ID=15954-22393 Watertown, MA Phone: 800-323-3233</p>	<p>Consumers Supply Company www.ConsumersPlumbing.com 1110 W. Lake St Chicago, IL 60607 Tel (312)666-6080</p>
<p>Tapco 605 Epsilon Dr. Pittsburgh, PA Phone: 800-762-0658</p>	<p>Guillen's Enterprises, Inc. www.guillens.com 11040 West Flagler Street Miami, FL 33174 Phone: (800) 222-7855</p>

<p>Inspiration</p> <ul style="list-style-type: none"> Benefits of a Thermostatic Mixer Safe Showering for all Generations Wall-mounted Basin Faucets 	<p>Product Categories</p> <ul style="list-style-type: none"> Kitchen Faucets Bathroom Faucets Thermostatic Shower Mixers Hand Showers 	<p>Common Links</p> <ul style="list-style-type: none"> Information Resource GROHE Catalog Enjoy Rewards Merchandising Collection Brochure Download 	<p>Find a GROHE Partner</p> <p>Type in your location to find the nearest GROHE showroom</p> <input style="width: 100%;" type="text" value="Postcode/City"/> <p style="text-align: right; margin-top: 10px;">GROHE on Social Networks</p> <div style="display: flex; justify-content: space-around;">      </div>
--	--	--	---

GROHE America, Inc.
Tel: 1.800.44.GROHE (47643)
info@grohe.com
www.grohe.com/us

GROHE Canada, Inc.
Tel: 1.800.64.GROHE (47643)
info@grohe.ca
www.grohe.com/ca-en

Printed in the USA
© 04/2013 GROHE America, Inc.
Roselle, IL
#0413BOBB

VISIT US ONLINE

Follow us

grohe.com/us

