


UP Series Circulators 60 Hz



1. Cross reference charts	3	6. Technical data	35
Quick cross reference for competitive 3-speed pumps	3	UP 10 Comfort Pump	35
Reference for replacing ALPHA models	4	UP 15-10 B5/B7	36
Reference for replacing TACO models	5	UP 15-10 BUC5/BUC7	37
Reference for replacing Bell & Gossett models	11	UP 15-10 F/FR	38
Reference for replacing Laing models	13	UP Comfort System	39
Reference for replacing Armstrong models	14	UP 15-18 B5/B7	40
Reference for replacing Wilo models	16	UP 15-18 BUC5/BUC7	41
Discontinued products	17	UP 15-29 SU/SF	42
		UP 15-35 SUC	43
		UPS 15-35 SUC/SFC	44
2. Performance ranges	18	UP 15-42 B5/B7	45
3-speed	18	UP 15-42 BUC5/BUC7	46
3-speed stainless steel	19	UP 15 MixiMizer	47
Comfort pump	19	UP 15-42 F/FR	48
Closed systems	20	UPS 15-42 F	49
Open systems	20	UP 15 MixiMizer	50
Open systems 1/2"	21	UP Variable Speed	51
Open systems 3/4"	21	UP 15-55 SUC	52
		UPS 15-55 SFC/SUC/TLC	53
3. Product range	22	UP 15 ALPHA	54
Cast iron	22	UP 15 ALPHA	55
Bronze	23	UPS 15-58 FC/FRC	56
Stainless steel	24	UP 15-100 F	57
		UP 26-64 F	58
4. Identification	25	UP 26 Variable Speed	59
Type key	25	UP 26-96 F/BF	60
Nameplate	26	UP 26 Variable Speed	61
		UP 26-99 F/BF	62
5. Applications	27	UPS 26-99 FC/BFC	63
Heating systems	27	UP 26-116 F/BF	64
Domestic hot-water systems	27	UP 26-120 U	65
Cooling systems	27	UPS 26-150 F/SF	66
Construction	27	UP 43-44 F/BF	67
Materials of construction	28	UPS 43-44 FC/BFC	68
Installation	28	UP 43-70 F	69
Pumped liquids	29	UP 43-75 F/BF	70
Ambient and liquid temperatures	29	UPS 43-100 F/SF	71
Maximum system pressure	29	UP 43-110 F	72
Minimum inlet pressure	29	UPS 50-40 F	73
Performance	29	UPS 50-60 F/SF	74
ALPHA	30	UP 50-75 F	75
MixiMizer - mixing reset pump	31		
Variable-speed pump	32	7. Accessories	76
Comfort System	33	UP timer	76
UP 10 Comfort pump	34	AquaStat	77
		Packaged dielectric isolating valve sets	78
		Packaged fitting sets	79
		UP-ZV zone valves	80
		Technical data	80
		Replacement flange gaskets	82

1. Cross reference charts

Quick cross reference for competitive 3-speed pumps

Competitor cross-reference				
Model	Speed	TACO*	Bell & Gossett*	Armstrong*
ALPHA 15-55 F/SF UPS 15-58 FC/FRC	High	005F, 007F, 008F, 0010F-IFC, 00R-MSF1-IFC	NRF-22, LR-20WR	Astro 30, Astro 30-(3), Astro 50-3, Astro 230CI
	Med.	005F-(IFC), 007F-(IFC), 008F-(IFC), 0010F-IFC, 00R-IFC, 00R-MSF1-IFC	NRF9F/LW, NRF-25 Sp-1 & 2	Astro 25, Astro 30-3
	Low	005F-(IFC), 006F-(IFC), 00R-MSF1-IFC		Astro 20
UPS 26-99 FC/BFC	High	0013(B)-IFC	NRF-36 Sp-2, NRF-45 Sp-2, H-41(B)	E7(B), Astro 50(B)-(3)
	Med.	0011(B)-(IFC), 0014(B)-(IFC)	Series 100, PL-30, PR, NRF-36, Sp-1, NRF-45 Sp-1	Astro 50(B), H41
	Low	—	LR-15BWR	Astro 30(B)
UPS 26-150 F/SF	High	1400-45(B), 1400-50(B)	PL-55(B)	E15(B)
	Med.	0011(B, SF), 0013(B, SF), 1400-20(B), 1400-30(B), 1400-40(B)	PL-36(B)	E8(B), E9(B), E11(B), E13(B)
	Low	—	NRF(NBF)-36 Sp-2 & 3	E7(B), E10(B)
UPS 43-44 FC/BFC	High	0012(B, SF)-(IFC), 113(B)	HV, H-32(B)	E16(B)
	Med.	0010(B, SF)-(IFC), 111(B)	NRF-33	H32
	Low	0010-MSF1-IFC, 110(B)	—	—
UPS 43-100 F/SF	High	—	H-51(B), H-52(B)	E17(B)
	Med.	1400-20(B), 1400-30(B), 1400-40(B), 1400-45(B)	PL-45(B), PL-50(B), NRF(NBF)-45 Sp-2 & 3, NRF-36 Sp-2 & 3	E11(B), E15(B), E16(B)
	Low	—	—	10(B), E13(B)
UPS 50-60 F/SF	High	1400-65 (B), 131(B)	PL-130(B), E19(B), E29(B), S-35(B)	E19(B), E28(B), E29(B), E30(B)
	Med.	1400-60(B), 121(B), 122(B), 131(B)	PL-50(B), PL-75(B)	—
	Low	120(B)	—	E16(B)
UPS 15-35 SFC	High	005BF2-(IFC), 007(B, SF)-(IFC)	NBF(SSF)-12F/LW	SM-909-BF14, Astro 25B, Astro 30(B) Sp-2
	Med.	—	—	Astro 20(B), Astro 30(B)-3 Sp-1 & 2
	Low	—	—	—
UPS 15-35 SUC	High	—	NBF(SSF)-12U/LW	Astro 25BU, Astro 220, 225SSU
	Med.	006BC4-1, 006B7-IFC	NBF-9U/LW	Astro 25BU, Astro 20, 25(BU)
	Low	003-B4-2-IFC	—	—
UPS 15-35 SUC/TLC	High	—	—	Astro 20, 25BU(LC, T), Astro 25U-T
	Med.	—	—	Astro 25U-T
	Low	—	—	—
UPS 15-55 SFC	High	—	—	Astro 30B-(3), Astro 230SS, Astro 30(B), SM-909-BF14, SM-909-BF18
	Med.	005-(B, SF), 006-BF, 007-(B, SF)-(IFC), 008-(B, SF)-(IFC), 00R-SF-IFC	LR-15B, NBF(SSF)-22, NBF-25	Astro 30(B) Sp-2, Astro 30(B)-3 Sp-1
	Low	—	—	Astro 30(B) Sp-1, Astro 50(B) Sp-1

* Grundfos provides no guarantee as to the accuracy of competitor information listed herein.

Reference for replacing ALPHA models

Competitor cross-reference				
Model	Speed	TACO*	Bell & Gossett*	Armstrong*
ALPHA 15-55 F/SF	High	005F, 007F, 008F, 0010F-IFC, 00R-MSF1-IFC	NRF-22, LR-20WR	Astro 30, Astro 50-3
	Med.	005F-(IFC), 007F-(IFC), 008F-(IFC), 0010F-IFC, 00R-IFC, 00R-MSF1-IFC	NRF9F/LW, NRF-25 Sp-1 & 2	Astro 25, Astro 30-3
	Low	005F-(IFC), 006F-(IFC), 00R-MSF1-IFC		Astro 20

* Grundfos provides no guarantee as to the accuracy of competitor information listed herein.

Reference for replacing TACO models

Open systems: Stainless steel and lead-free bronze body pumps

TACO model type	Port to port length [in]	Flange size/ conn. type	Grundfos model type	Port to port length [in]	Flange size/ conn. type	Grundfos product number					
						1x115V	1x208V	1x230V	3x208V	3x230V	3x460V
						Competitor cross-reference for TACO Open systems: Stainless steel and lead-free bronze body pumps					
00R-SF6-IFC	6-3/8	2-Bolt Flange	UPS 15-55 SFC	6-1/2	2-Bolt Flange*	59896773	-	-	-	-	-
			Alpha 15-55 SFC	6-1/2	2-Bolt Flange*	59896879	-	-	-	-	-
			UPS 15-55 SFC	6-1/2	2-Bolt Flange	59896773	-	-	-	-	-
00R-SF6-11FC	6-3/8	2-Bolt Flange-R	Alpha 15-55 SFC	6-1/2	2-Bolt Flange	59896879	-	-	-	-	-
			UPS 15-55 SFC	6-1/2	2-Bolt Flange	59896773	-	-	-	-	-
003-B4	4-13/32"	3/4" Sweat	UP 15-10 B7	5	3/4" Sweat	59896226	-	-	-	-	-
003-B4-PNP	3-5/16	3/4" Sweat	UP 15-10 B7/TLC	5	3/4" Sweat	59896210	-	-	-	-	-
003-B4-1PNP	3-5/16	3/4" Sweat	UP 15-10 B7/LC	5	3/4" Sweat	59896209	-	-	-	-	-
003-B4-2IFC	5-15/16	Union	-	-	-	-	-	-	-	-	-
003-B4-2PNP	3-5/16	3/4" Sweat	UP 15-10 B7/TLC	5	3/4" Sweat	59896210	-	-	-	-	-
003-B4-3PNP	5-15/16	Union	-	-	-	-	-	-	-	-	-
003-B4-4PNP	5-15/16	Union	-	-	-	-	-	-	-	-	-
003-BC	4-13/32"	1/2" Sweat	UP 15-10 B5	5	1/2" Sweat	59896213	-	-	-	-	-
003-BC-1	6"	Union	-	-	-	-	-	-	-	-	-
003-BC4	4-1/4	1/2" Sweat	UP 15-10 B5	5	1/2" Sweat	59896213	-	-	-	-	-
003-BC4-1	5-15/16	Union	-	-	-	-	-	-	-	-	-
003-BC4-11FC	4-3/8	1/2" Sweat	UP 15-10 BUC5	5	1/2" Sweat	59896225	-	-	-	-	-
003-BC4-IFC	4-3/8	3/4" Sweat	UP 15-10 BUC7	5	3/4" Sweat	59896241	-	-	-	-	-
003-BC4-PNP	3-5/16	1/2" Sweat	UP 15-10 B5/TLC	5	1/2" Sweat	59896215	-	-	-	-	-
003-BC4-1PNP	5-15/16	Union	-	-	-	-	-	-	-	-	-
003-BC4-2PNP	3-5/16	3/4" Sweat	UP 15-10 BUC7/TLC	5	3/4" Sweat	59896240	-	-	-	-	-
003-BC4-3PNP	3-5/16	1/2" Sweat	UP 15-10 BUC5/TLC	5	1/2" Sweat	59896238	-	-	-	-	-
003-BC4-4PNP	3-5/16	1/2" Sweat	UP 15-10 B5/LC	5	1/2" Sweat	59896214	-	-	-	-	-
003-BC4-5PNP	5-15/16	Union	-	-	-	-	-	-	-	-	-
003-BC4-6PNP	3-5/16	3/4" Sweat	UP 15-10 BUC7/LC	5	3/4" Sweat	59896239	-	-	-	-	-
003-BC4-7PNP	3-5/16	1/2" Sweat	UP 15-10 BUC5/LC	5	1/2" Sweat	59896237	-	-	-	-	-
003-BC4-8PNP	3-5/16	1/2" Sweat	UP 15-10 B5/TLC	5	1/2" Sweat	59896215	-	-	-	-	-
003-BC4-9PNP	5-15/16	Union	-	-	-	-	-	-	-	-	-
003-BC4-10PNP	3-5/16	3/4" Sweat	UP 15-10 BUC7/TLC	5	3/4" Sweat	59896240	-	-	-	-	-
003-BC4-11PNP	3-5/16	1/2" Sweat	UP 15-10 BUC5/TLC	5	1/2" Sweat	59896238	-	-	-	-	-
003-BT4-PNP	4	3/4" FNPT	-	-	-	-	-	-	-	-	-
003-BT4-1PNP	4	3/4" FNPT	-	-	-	-	-	-	-	-	-
003-BT4-2PNP	4	3/4" FNPT	-	-	-	-	-	-	-	-	-
003-SC4-1	5-15/16	Union	UP 15-35 SUC	5-7/8	GU125	59896778	-	-	-	-	-
003-SC4-IFC	5-15/16	Union	UP 15-35 SUC	5-7/8	GU125	59896778	-	-	-	-	-
003-SC4-1PNP	3-5/16	Union	UPS 15-35 SUC/TLC	5-7/8	GU125	59896780	-	-	-	-	-
003-SC4-2PNP	3-5/16	Union	UPS 15-35 SUC/TLC	5-7/8	GU125	59896780	-	-	-	-	-
003-SC4-3PNP	3-5/16	Union	UPS 15-35 SUC/TLC	5-7/8	GU125	59896780	-	-	-	-	-
003-SC4-4PNP	3-5/16	Union	UPS 15-35 SUC/TLC	5-7/8	GU125	59896780	-	-	-	-	-
003-ST4	4	3/4" NPT	-	-	-	-	-	-	-	-	-
003-ST4-PNP	3-5/16	3/4" FNPT	-	-	-	-	-	-	-	-	-
003-ST4-1PNP	3-5/16	3/4" FNPT	-	-	-	-	-	-	-	-	-
003-ST4-2PNP	3-5/16	3/4" FNPT	-	-	-	-	-	-	-	-	-
003-VRFCB4	4-3/8	1/2" Sweat	UP 15-42 BUC5/MR	6-1/2	1/2" Sweat	59896805	-	-	-	-	-
003-VRBC4-11FC	4-3/8	1/2" Sweat	UP 15-42 BUC5/MR	6-1/2	1/2" Sweat	59896805	-	-	-	-	-
003-VRFB4	4-3/8	3/4" Sweat	UP 15-42 BUC7/MR	7-3/4	3/4" Sweat	59896806	-	-	-	-	-
003-VRBC4-IFC	4-3/8	3/4" Sweat	UP 15-42 BUC7/MR	7-3/4	3/4" Sweat	59896806	-	-	-	-	-
003-VVBC4	4-3/8	1/2" Sweat	-	-	-	-	-	-	-	-	-
003-VVBC4-11FC	4-3/8	1/2" Sweat	-	-	-	-	-	-	-	-	-
003-VVB4	4-3/8	3/4" Sweat	-	-	-	-	-	-	-	-	-
003-VVBC4-IFC	4-3/8	3/4" Sweat	-	-	-	-	-	-	-	-	-
005-BF2	6-3/8"	2-Bolt Flange-R	UPS 15-29 SF	6-1/2	2-Bolt Flange	59896771	-	-	-	-	-
005-BF2-IFC	6-3/8"	2-Bolt Flange-R	-	-	-	-	-	-	-	-	-
005-SF2	6-3/8	2-Bolt Flange	UPS 15-29 SF	6-1/2	2-Bolt Flange*	59896771	-	-	-	-	-
005-SF2-IFC	6-3/8	2-Bolt Flange-R	-	-	-	-	-	-	-	-	-
005-SF2-PNP	6-3/8	2-Bolt Flange-R	UPS 15-29 SUC/TLC	5-7/8	GU125*	59896777	-	-	-	-	-
005-SF2-1PNP	6-3/8	2-Bolt Flange-R	UPS 15-29 SUC/TLC	5-7/8	GU125*	59896777	-	-	-	-	-
006-B	4-1/4"	3/4" Sweat	UP 15-18 B7	6-3/8	3/4" Sweat	59896121	-	59896119	-	-	-
006-B4	4-13/32"	3/4" Sweat	UP 15-18 B7	6-3/8	3/4" Sweat	59896121	-	59896119	-	-	-
006-B4-PNP	4-1/4"	3/4" Sweat	UP 15-18 B7/TLC	6-3/8	3/4" Sweat	59896230	-	-	-	-	-
006-B4-1PNP	4-1/4"	3/4" Sweat	UP 15-18 B7/LC	6-3/8	3/4" Sweat	59896229	-	-	-	-	-
006-B4-2PNP	4-1/4"	3/4" Sweat	UP 15-18 B7/TLC	6-3/8	3/4" Sweat	59896230	-	-	-	-	-
006-B7-IFC	5-15/16	3/4" Sweat	UP 15-18 BUC7	6-3/8	3/4" Sweat	59896124	-	-	-	-	-
006-BC4	4-1/4"	1/2" Sweat	UP 15-18 B5	5	1/2" Sweat	59896114	-	59896118	-	-	-
006-BC4-PNP	4-13/32	1/2" Sweat	UP 15-18 B5/TLC	5	1/2" Sweat	59896212	-	-	-	-	-
006-BC4-1PNP	5-15/16	Union	-	-	-	-	-	-	-	-	-
006-BC4-2PNP	4-13/32	1/2" Sweat	UP 15-18 B5/LC	5	1/2" Sweat	59896211	-	-	-	-	-
006-BC4-3PNP	5-15/16	Union	-	-	-	-	-	-	-	-	-
006-BC4-4PNP	4-13/32	1/2" Sweat	UP 15-18 B5/TLC	5	1/2" Sweat	59896212	-	-	-	-	-
006-BC4-5PNP	5-15/16	Union	-	-	-	-	-	-	-	-	-
006-BC7-PNP	4-3/8	3/4" Sweat	-	-	-	-	-	-	-	-	-

* May not match specific competitive flange orientation.

Grundfos provides no guarantee as to the accuracy of competitor information listed herein.

Competitor cross-reference for TACO
Open systems: Stainless steel and lead-free bronze body pumps

TACO model type	Port to port length [in]	Flange size/ conn. type	Grundfos model type	Port to port length [in]	Flange size/ conn. type	Grundfos product number					
						1x115V	1x208V	1x230V	3x208V	3x230V	3x460V
006-BC7-1PNP	4-13/32	1/2" Sweat	UP 15-18 BUC5	6-1/2"	1/2" Sweat	59896123	-	-	-	-	-
006-BC7-2PNP	4-3/8	3/4" Sweat	-	-	-	-	-	-	-	-	-
006-BC7-3PNP	4-13/32	3/4" Sweat	-	-	-	-	-	-	-	-	-
006-BC7-4PNP	4-3/8	3/4" Sweat	-	-	-	-	-	-	-	-	-
006-BC7-5PNP	4-13/32	1/2" Sweat	-	-	-	-	-	-	-	-	-
006-BC7-IFC	4-3/8	3/4" Sweat	UP 15-18 BUC7	7-3/4	3/4" Sweat	59896124	-	-	-	-	-
006-BC7-11FC	4-3/8	1/2" Sweat	UP 15-18 BUC5	7-3/4	1/2" Sweat	59896123	-	-	-	-	-
006-BT4	4	3/4" FNPT	-	-	-	-	-	-	-	-	-
006-BT4-PNP	4	3/4" FNPT	-	-	-	-	-	-	-	-	-
006-BT4-2PNP	4	3/4" FNPT	-	-	-	-	-	-	-	-	-
006-BT4-3PNP	4	3/4" FNPT	-	-	-	-	-	-	-	-	-
006-SC4-1	5-15/16	Union	UPS 15-35 SUC	5-7/8	GU125	59896778	-	-	-	-	-
006-SC4-1PNP	3-5/16	Union	UPS 15-35 SUC/TLC	5-7/8	GU125	59896780	-	-	-	-	-
006-SC4-2PNP	3-5/16	Union	UPS 15-35 SUC/TLC	5-7/8	GU125	59896780	-	-	-	-	-
006-SC4-3PNP	3-5/16	Union	UPS 15-35 SUC/TLC	5-7/8	GU125	59896780	-	-	-	-	-
006-SC7-IFC	5-15/16	Union	UPS 15-35 SUC	5-7/8	GU125	59896778	-	-	-	-	-
006-SC7-PNP	5-15/16	Union	UPS 15-35 SUC/TLC	5-7/8	GU125	59896780	-	-	-	-	-
006-ST4	4	3/4" FNPT	-	-	-	-	-	-	-	-	-
006-ST4-PNP	3-5/16	3/4" FNPT	-	-	-	-	-	-	-	-	-
006-ST4-1PNP	3-5/16	3/4" FNPT	-	-	-	-	-	-	-	-	-
006-ST4-2PNP	3-5/16	3/4" FNPT	-	-	-	-	-	-	-	-	-
006-VRB4	4-3/8	1/2" Sweat	UP 15-42 BUC5/MR	6-1/2	1/2" Sweat	59896805	-	-	-	-	-
006-VRBCT-11FC	4-3/8	1/2" Sweat	UP 15-42 BUC5/MR	6-1/2	1/2" Sweat	59896805	-	-	-	-	-
006-VRB4	4-3/8	3/4" Sweat	UP 15-42 BUC7/MR	7-3/4	3/4" Sweat	59896806	-	-	-	-	-
006-VRBCT-IFC	4-3/8	3/4" Sweat	UP 15-42 BUC7/MR	7-3/4	3/4" Sweat	59896806	-	-	-	-	-
006-VVBC4	4-3/8	1/2" Sweat	-	-	-	-	-	-	-	-	-
006-VVBC7-11FC	4-3/8	1/2" Sweat	-	-	-	-	-	-	-	-	-
006-VVB4	4-3/8	3/4" Sweat	-	-	-	-	-	-	-	-	-
006-VVBC7-IFC	4-3/8	3/4" Sweat	-	-	-	-	-	-	-	-	-
007-BF	6-3/8"	2-Bolt Flange	UPS 15-55 SFC	6-1/2	2-Bolt Flange*	59896773	-	-	-	-	-
			Alpha 15-55 SFC	6-1/2	2-Bolt Flange*	59896879	-	-	-	-	-
007-BF5	6-3/8"	2-Bolt Flange	UPS 15-55 SFC	6-1/2	2-Bolt Flange*	59896773	-	-	-	-	-
			Alpha 15-55 SFC	6-1/2	2-Bolt Flange*	59896879	-	-	-	-	-
007-BF-IFC	6-3/8"	2-Bolt Flange	UPS 15-55 SFC	6-1/2	2-Bolt Flange*	59896773	-	-	-	-	-
			Alpha 15-55 SFC	6-1/2	2-Bolt Flange*	59896879	-	-	-	-	-
007-BF5-IFC	6-3/8"	2-Bolt Flange	UPS 15-55 SFC	6-1/2	2-Bolt Flange*	59896773	-	-	-	-	-
			Alpha 15-55 SFC	6-1/2	2-Bolt Flange*	59896879	-	-	-	-	-
007-SF5	6-3/8"	2-Bolt Flange	UPS 15-55 SFC	6-1/2	2-Bolt Flange*	59896773	-	-	-	-	-
			Alpha 15-55 SFC	6-1/2	2-Bolt Flange*	59896879	-	-	-	-	-
007-SF5-IFC	6-3/8"	2-Bolt Flange	UPS 15-55 SFC	6-1/2	2-Bolt Flange*	59896773	-	-	-	-	-
			Alpha 15-55 SFC	6-1/2	2-Bolt Flange*	59896879	-	-	-	-	-
007-MSSF1-IFC			UPS 15-35 SFC	6-1/2	2-Bolt Flange	59896772	-	-	-	-	-
008-BF6	6-3/8"	2-Bolt Flange-R	UPS 15-55 SFC	6-1/2	2-Bolt Flange	59896773	-	-	-	-	-
			Alpha 15-55 SFC	6-1/2	2-Bolt Flange	59896879	-	-	-	-	-
008-BF6-IFC	6-3/8"	2-Bolt Flange	UPS 15-55 SFC	6-1/2	2-Bolt Flange*	59896773	-	-	-	-	-
			Alpha 15-55 SFC	6-1/2	2-Bolt Flange*	59896879	-	-	-	-	-
008-BC	6-3/8"	3/4" Sweat	UP 15-42 BUC7	7-3/4	3/4" Sweat	59896151	-	-	-	-	-
008-BC6	5-5/8	3/4" Sweat	UPS 15-42 BUC7	7-3/4	3/4" Sweat	59896151	-	-	-	-	-
008-BC6-IFC	6-1/2	3/4" Sweat	UPS 15-42 BUC7	7-3/4	3/4" Sweat	59896151	-	-	-	-	-
			UPS15-55 SFC	6-1/2	2-Bolt Flange*	59896773	-	-	-	-	-
008-SF6	6-3/8"	2-Bolt Flange	Alpha 15-55 SFC	6-1/2	2-Bolt Flange*	59896879	-	-	-	-	-
008-SF6-IFC	5-15/16	2-Bolt Flange	UPS15-55 SFC	6-1/2	2-Bolt Flange*	59896773	-	-	-	-	-
			Alpha 15-55 SFC	6-1/2	2-Bolt Flange*	59896879	-	-	-	-	-
008-SF6-2	5-15/16	2-Bolt Flange-R	UPS15-55 SFC	6-1/2	2-Bolt Flange	59896773	-	-	-	-	-
			Alpha 15-55 SFC	6-1/2	2-Bolt Flange	59896879	-	-	-	-	-
008-SF6-11FC	5-15/16	2-Bolt Flange-R	UPS15-55 SFC	6-1/2	2-Bolt Flange	59896773	-	-	-	-	-
			Alpha 15-55 SFC	6-1/2	2-Bolt Flange	59896879	-	-	-	-	-
008-VRB6	6-3/8"	3/4" Sweat	UP 15-42 BUC7/MR	7-3/4	3/4" Sweat	59896806	-	-	-	-	-
008-VRBCT-IFC	6-3/8"	3/4" Sweat	UP 15-42 BUC7/MR	7-3/4	3/4" Sweat	59896806	-	-	-	-	-
008-VVBC6	6-3/8"	3/4" Sweat	-	-	-	-	-	-	-	-	-
008-VVBC6-IFC	6-3/8"	3/4" Sweat	-	-	-	-	-	-	-	-	-
009-BF	6-3/8"	Flange	Magna 32-60 FN	6-1/2"	2-Bolt Flange	-	98052802	98052802	98052802	98052802	-
009-BF-IFC	-	-	Magna 32-60 FN	6-1/2"	2-Bolt Flange	-	98052802	98052802	98052802	98052802	-
009-BF5	-	-	Magna 32-60 FN	6-1/2"	2-Bolt Flange	-	98052802	98052802	98052802	98052802	-
009-SF5	6-3/8"	2-Bolt Flange-R	Magna 32-60 FN	6-1/2"	2-Bolt Flange	-	98052802	98052802	98052802	98052802	-
009-SF5-IFC	6-3/8"	2-Bolt Flange-R	Magna 32-60 FN	6-1/2"	2-Bolt Flange	-	98052802	98052802	98052802	98052802	-
0010-BF2	6-3/8"	2-Bolt Flange	UPS 43-44 BFC	8-1/2	2-Bolt Flange*	52722520	-	52722521	-	-	-
			Magna 32-60 FN	6-1/2"	2-Bolt Flange	-	98052802	98052802	98052802	98052802	-
0010-BF-IFC	-	-	UPS 43-44 BFC	8-1/2	2-Bolt Flange*	52722520	-	52722521	-	-	-
			Magna 32-60 FN	6-1/2"	2-Bolt Flange	-	98052802	98052802	98052802	98052802	-

* May not match specific competitive flange orientation.

Grundfos provides no guarantee as to the accuracy of competitor information listed herein.

Competitor cross-reference for TACO
Open systems: Stainless steel and lead-free bronze body pumps

TACO model type	Port to port length [in]	Flange size/ conn. type	Grundfos model type	Port to port length [in]	Flange size/ conn. type	Grundfos product number					
						1x115V	1x208V	1x230V	3x208V	3x230V	3x460V
0010-BF3	6-3/8"	2-Bolt Flange-R	UPS 43-44 BFC	8-1/2	2-Bolt Flange	52722520	-	52722521	-	-	-
			Magna 32-60 FN	6-1/2"	2-Bolt Flange	-	98052802	98052802	98052802	98052802	-
0010-SF3	6-3/8"	2-Bolt Flange	UPS 43-44 BFC	8-1/2	2-Bolt Flange*	52722520	-	52722521	-	-	-
			Magna 32-60 FN	6-1/2"	2-Bot Flange	-	98052802	98052802	98052802	98052802	-
0010-SF3-IFC	6-3/8"	2-Bolt Flange	UPS 43-44 BFC	8-1/2	2-Bolt Flange*	52722520	-	52722521	-	-	-
			Magna 32-60 FN	6-1/2"	2-Bolt Flange	-	98052802	98052802	98052802	98052802	-
0011-BF4	6-1/2"	2-Bolt Flange	UPS 26-99 BFC	6-1/2	2-Bolt Flange*	52722518	-	52722519	-	-	-
			Magna 32-60 FN	6-1/2"	2-Bolt Flange	-	98052802	98052802	98052802	98052802	-
0011-BF-IFC	-	-	UPS 26-99 BFC	6-1/2	2-Bolt Flange*	52722518	-	52722519	-	-	-
			Magna 32-60 FN	6-1/2"	2-Bolt Flange	-	98052802	98052802	98052802	98052802	-
0011-SF4	6-3/8"	2-Bolt Flange-R	UPS 26-99 BFC	6-1/2	2-Bolt Flange	52722518	-	52722519	-	-	-
			Magna 32-60 FN	6-1/2"	2-Bot Flange	-	98052802	98052802	98052802	98052802	-
0011-SF4-IFC	6-1/2"	2-Bolt Flange-R	UPS 26-99 BFC	6-1/2	2-Bolt Flange	52722518	-	52722519	-	-	-
			Magna 32-60 FN	6-1/2"	2-Bolt Flange	-	98052802	98052802	98052802	98052802	-
0012-BF	8-1/2"	2-Bolt Flange-R	UPS 43-44 BFC	8-1/2	2-Bolt Flange	52722520	-	52722521	-	-	-
			Magna 40-120 FN	8-1/2	3/4" to 1-1/2"	-	-	96734633	-	96734633	-
0012-BF4-IFC	8-1/2"	2-Bolt Flange-R	UPS 43-44 BFC	8-1/2	2-Bolt Flange	52722520	-	52722521	-	-	-
			Magna 40-120 FN	8-1/2	3/4" to 1-1/2"	-	-	96734633	-	96734633	-
0012-BF4	8-1/2"	2-Bolt Flange	UPS 43-44 BFC	8-1/2	2-Bolt Flange*	52722520	-	52722521	-	-	-
			Magna 40-120 FN	8-1/2	3/4" to 1-1/2"	-	-	96734633	-	96734633	-
0012-BF4-1	8-1/2"	2" Flange	UPS 43-44 BFC	8-1/2	2-Bolt Flange*	52722520	-	52722521	-	-	-
			Magna 40-120 FN	8-1/2	3/4" to 1-1/2"	-	-	96734633	-	96734633	-
0012-SF4	8-1/2"	1-1/2" Flange	UPS 43-44 BFC	8-1/2	2-Bolt Flange*	52722520	-	52722521	-	-	-
			Magna 40-120 FN	8-1/2	3/4" to 1-1/2"	-	-	96734633	-	96734633	-
0012-SF4-IFC	8-1/2"	1-1/2" Flange	UPS 43-44 BFC	8-1/2	2-Bolt Flange*	52722520	-	52722521	-	-	-
			Magna 40-120 FN	8-1/2	3/4" to 1-1/2"	-	-	96734633	-	96734633	-
0012-VRBF4-1	6-1/2"	2" Flange	-	-	-	-	-	-	-	-	-
			Magna 40-120 FN	8-1/2	3/4" to 1-1/2"	-	-	96734633	-	96734633	-
0012-VVBF4-1	6-1/2"	2" Flange	Magna 40-120 FN	8-1/2	3/4" to 1-1/2"	-	-	96734633	-	96734633	-
			-	-	-	-	-	-	-	-	-
0013-BF3	6-1/2"	2-Bolt Flange	UPS 26-150 SF	8-1/2"	2-Bolt Flange*	95906632	-	95906633	-	95906633	-
			Magna 32-100 FN	6-1/2"	2-Bolt Flange	-	98052760	98052760	98052760	98052760	-
0013-BF-IFC	6-1/2"	2-Bolt Flange	UPS 26-150 SF	8-1/2"	2-Bolt Flange*	95906632	-	95906633	-	95906633	-
			Magna 32-100 FN	6-1/2"	2-Bolt Flange	-	98052760	98052760	98052760	98052760	-
0013-SF3	6-1/2"	2-Bolt Flange-R	UPS 26-150 SF	8-1/2"	2-Bolt Flange	95906632	-	95906633	-	95906633	-
			Magna 32-100 FN	6-1/2"	2-Bolt Flange	-	98052760	98052760	98052760	98052760	-
0013-SF3-IFC	6-1/2"	2-Bolt Flange-R	UPS 26-150 SF	8-1/2"	2-Bolt Flange	95906632	-	95906633	-	95906633	-
			Magna 32-100 FN	6-1/2"	2-Bolt Flange	-	98052760	98052760	98052760	98052760	-
0014-BF	6-1/2"	2-Bolt Flange-R	UPS 26-99 BFC	6-1/2	2-Bolt Flange	52722518	-	52722519	-	52722519	-
			Magna 32-100 FN	6-1/2"	2-Bolt Flange	-	98052760	98052760	98052760	98052760	-
0014-BF-1	6-1/2"	2-Bolt Flange	UPS 26-99 BFC	6-1/2	2-Bolt Flange*	52722518	-	52722519	-	52722519	-
			Magna 32-100 FN	6-1/2"	2-Bolt Flange	-	98052760	98052760	98052760	98052760	-
0014-BF1-1IFC	6-1/2"	2-Bolt Flange	UPS 26-99 BFC	6-1/2	2-Bolt Flange*	52722518	-	52722519	-	52722519	-
			Magna 32-100 FN	6-1/2"	2-Bolt Flange	-	98052760	98052760	98052760	98052760	-
0014-SF1	6-1/2"	2-Bolt Flange-R	UPS 26-99 BFC	6-1/2	2-Bolt Flange	52722518	-	52722519	-	52722519	-
			Magna 32-100 FN	6-1/2"	2-Bolt Flange	-	98052760	98052760	98052760	98052760	-
0014-SF1-1IFC	6-1/2"	2-Bolt Flange-R	UPS 26-99 BFC	6-1/2	2-Bolt Flange	52722518	-	52722519	-	52722519	-
			Magna 32-100 FN	6-1/2"	2-Bolt Flange	-	98052760	98052760	98052760	98052760	-
0015-MSSF2-IFC	6-1/2"	2-Bolt Flange	UPS 15-55 SFC	6-1/2	2-Bolt Flange*	59896773	-	-	-	-	-
0015-MSSF2-1IFC	6-1/2"	2-Bolt Flange-R	UPS 15-55 SFC	6-1/2	2-Bolt Flange	59896773	-	-	-	-	-
1400-10B	6-3/8"	2-Bolt Flange-R	UPS 26-99 BFC	6-1/2	2-Bolt Flange	52722518	-	52722519	-	52722519	-
			Magna 32-60 FN	6-1/2"	2-Bot Flange	-	98052802	98052802	98052802	98052802	-
1400-20B	6-3/8"	2-Bolt Flange-R	UPS 26-150 SF	6-1/2	2-Bolt Flange	95906632	95906633	95906633	-	-	-
			Magna 32-100 FN	6-1/2"	2-Bolt Flange	-	98052760	98052760	98052760	98052760	-
1400-30B	8-1/2"	2-Bolt Flange-R	UPS 26-150 SF	6-1/2	2-Bolt Flange	95906632	95906633	95906633	-	-	-
			Magna 32-100 FN	6-1/2"	2-Bolt Flange	-	98052760	98052760	98052760	98052760	-
1400-40B	8-1/2"	2-Bolt Flange-R	UPS 43-100 SF	8-1/2	2-Bolt Flange	95906638	95906639	95906639	-	-	-
			Magna 32-100 FN	6-1/2"	2-Bolt Flange	-	98052760	98052760	98052760	98052760	-
1400-45B	6-3/8"	2-Bolt Flange-R	UPS 26-150 SF	6-1/2	2-Bolt Flange	95906632	95906633	95906633	-	-	-
			Magna 40-120 FN	8-1/2	3/4" to 1-1/2"	-	-	96734633	-	96734633	-
1400-50B	6-3/8"	2" Bolt Flange	UPS 40-160/2 B	11-1/2	2" 4-Bolt Flange*	96402787	96402788	96402788	96402788	-	-
			Magna 40-120 FN	8-1/2	3/4" to 1-1/2"	-	-	96734633	-	96734633	-
1400-50B/2	6-3/8"	2" Bolt Flange	UPS 40-160/2 B	11-1/2	2" 4-Bolt Flange*	96402787	-	96402788	96402789	96402789	96402790
1400-60B	8-1/2"	2-Bolt Flange-R	UPS 43-100 SF	8-1/2	2-Bolt Flange	95906638	95906639	95906639	-	-	-
1400-65B	8-1/2"	2-Bolt Flange-R	UPS 50-60 SF	8-1/2	4-Bolt Flange	97523136	97523137	97523137	-	-	-
1400-70B	8-1/2"	4-Bolt Flange	UPS 50-80/4 B	11-1/2	2" 4-Bolt Flange*	96404963	-	96404964	96404965	96404965	96404966
1400-70B/3	8-1/2"	4-Bolt Flange	UPS 50-80/4 B	11-1/2	2" 4-Bolt Flange*	96404963	-	96404964	96404965	96404965	96404966
2400-10S	6-3/8"	2-Bolt Flange-R	UPS 26-99 BFC	6-1/2	2-Bolt Flange	52722518	-	52722519	-	-	-
			Magna 32-60 FN	6-1/2"	2-Bolt Flange	-	98052802	98052802	98052802	98052802	-
2400-20S	6-3/8"	2-Bolt Flange-R	UPS 26-150 SF	6-1/2	2-Bolt Flange	95906632	95906633	95906633	-	-	-
			Magna 32-100 FN	6-1/2"	2-Bolt Flange	-	98052760	98052760	98052760	98052760	-
2400-30S	8-1/2"	2-Bolt Flange-R	UPS 26-150 SF	6-1/2	2-Bolt Flange	95906632	95906633	95906633	-	-	-
			Magna 32-100 FN	6-1/2"	2-Bolt Flange	-	98052760	98052760	98052760	98052760	-
2400-40S	8-1/2"	2-Bolt Flange-R	UPS 43-100 SF	8-1/2	2-Bolt Flange	95906638	95906639	95906639	-	-	-
			Magna 32-100 FN	6-1/2"	2-Bolt Flange	-	98052760	98052760	98052760	98052760	-

* May not match specific competitive flange orientation.

Grundfos provides no guarantee as to the accuracy of competitor information listed herein.

Competitor cross-reference for TACO
Open systems: Stainless steel and lead-free bronze body pumps

TACO model type	Port to port length [in]	Flange size/ conn. type	Grundfos model type	Port to port length [in]	Flange size/ conn. type	Grundfos product number					
						1x115V	1x208V	1x230V	3x208V	3x230V	3x460V
2400-45S	6-3/8"	2-Bolt Flange-R	UPS 26-150 SF	6-1/2"	2-Bolt Flange	95906632	95906633	95906633	-	-	-
			Magna 40-120 FN	8-1/2"	3/4" to 1-1/2"	-	-	96734633	-	96734633	-
2400-50S	6-3/8"	2-Bolt Flange-R	UPS 40-160/2 B	11-1/2"	2" 4-Bolt Flange*	96402787	-	96402788	96402789	96402789	96402790
			Magna 40-120 FN	8-1/2"	3/4" to 1-1/2"	-	-	96734633	-	96734633	-
2400-50S/2	6-3/8"	2" 2-Bolt Flange	UPS 40-160/2 B	11-1/2"	2" 4-Bolt Flange*	96402787	-	96402788	96402789	96402789	96402790
2400-60S	8-1/2"	2" 4-Bolt Flange	UPS 43-100 SF	8-1/2"	2-Bolt Flange	95906638	95906639	95906639	-	-	-
2400-65S	8-1/2"	2" 4-Bolt Flange	UPS 50-60 SF	8-1/2"	4-Bolt Flange	97523136	97523137	97523137	-	-	-
2400-70S	8-1/2"	2" 4-Bolt Flange	UPS 50-80/4 B	11-1/2"	2" 4-Bolt Flange*	96404963	-	96404964	96404965	96404965	96404966
2400-70S/3	8-1/2"	3" 4-Bolt Flange	UPS 50-80/4 B	11-1/2"	2" 4-Bolt Flange*	96404963	-	96404964	96404965	96404965	96404966

* May not match specific competitive flange orientation.

Grundfos provides no guarantee as to the accuracy of competitor information listed herein.

Closed systems: Cast iron body pumps

Competitor cross-reference for TACO
Closed systems: Cast iron body pumps

TACO model type	Port to port length [in]	Flange size/ conn. type	Grundfos model type	Port to port length [in]	Flange size/ conn. type	Grundfos product number					
						1x115V	1x208V	1x230V	3x208V	3x230V	3x460V
00R-F6-1IFC	6-3/8"	2-Bolt Flange - R	UPS 15-58 FC	6-1/2"	2-Bolt Flange	59896341	-	-	6-1/2"	-	-
			Alpha 15-55 FC	6-1/2"	2-Bolt Flange	59896877	-	-	-	-	-
00R-MSF2-IFC	6-3/8"	2-Bolt Flange - R	-	-	-	-	-	-	-	-	-
00R-MSF2-1IFC	6-3/8"	2-Bolt Flange	-	-	-	-	-	-	-	-	-
005-F2	6-3/8"	2-Bolt Flange	UPS 15-58 FRC	6-1/2"	2-Bolt Flange - R	59896343	-	-	-	-	-
			Alpha 15-55 FRC	6-1/2"	2-Bolt Flange	59896878	-	-	-	-	-
005-F2-2IFC	6-3/8"	2-Bolt Flange	UPS 15-58 FRC	6-1/2"	2-Bolt Flange - R	59896343	-	-	-	-	-
			Alpha 15-55 FRC	6-1/2"	2-Bolt Flange	59896878	-	-	-	-	-
005-F2-3IFC	6-3/8"	2-Bolt Flange-R	UPS 15-58 FC	6-1/2"	2-Bolt Flange	59896341	-	-	-	-	-
			UPS 15-42 F	6-1/2"	2-Bolt Flange	-	-	59896180	-	-	-
			Alpha 15-55 FC	6-1/2"	2-Bolt Flange	59896877	-	-	-	-	-
005-VRF2	6-3/8"	2-Bolt Flange	UP 15-42 FC/MR	6-1/2"	2-Bolt Flange*	59896804	-	-	-	-	-
005-VRF2-2IFC	6-3/8"	2-Bolt Flange	UP 15-42 FC/MR	6-1/2"	2-Bolt Flange*	59896804	-	-	-	-	-
005-VVF2	6-3/8"	2-Bolt Flange	UP 26-64 F/V/S	6-1/2"	2-Bolt Flange*	5272253	-	-	-	-	-
005-VVF2-2IFC	6-3/8"	2-Bolt Flange	-	-	-	-	-	-	-	-	-
006-F4	6-3/8"	2-Bolt Flange-R	UPS 15-58 FC	6-1/2"	2-Bolt Flange	59896341	-	-	-	-	-
			Alpha 15-55 FC	6-1/2"	2-Bolt Flange	59896877	-	-	-	-	-
006-F7-IFC	6-3/8"	2-Bolt Flange-R	UPS 15-58 FC	6-1/2"	2-Bolt Flange	59896341	-	-	-	-	-
			Alpha 15-55 FC	6-1/2"	2-Bolt Flange	59896877	-	-	-	-	-
006-VRF4	6-3/8"	2-Bolt Flange-R	UP 15-42 FC/MR	6-1/2"	2-Bolt Flange	59896804	-	-	-	-	-
006-VRF7-IFC	6-3/8"	2-Bolt Flange-R	UP 15-42 FC/MR	6-1/2"	2-Bolt Flange	59896804	-	-	-	-	-
006-VVF4	6-3/8"	2-Bolt Flange-R	UP 15-42 F/V/S	6-1/2"	2-Bolt Flange	59896807	-	-	-	-	-
006-VVF7-IFC	6-3/8"	2-Bolt Flange-R	-	-	-	-	-	-	-	-	-
007-F5	6-3/8"	2-Bolt Flange	UPS 15-58 FRC	6-1/2"	2-Bolt Flange - R	59896343	-	-	-	-	-
			UP 15-42 FR	6-1/2"	2-Bolt Flange - R	59896167	-	59896274	-	-	-
			Alpha 15-55 FRC	6-1/2"	2-Bolt Flange	59896878	-	-	-	-	-
007-F5-5	6-3/8"	2-Bolt Flange-R	UPS 15-58 FC	6-1/2"	2-Bolt Flange	59896341	-	-	-	-	-
			UP 15-42 F	6-1/2"	2-Bolt Flange	59896155	-	59896173	-	-	-
			UPS 15-42 F	6-1/2"	2-Bolt Flange	-	-	59896180	-	-	-
007-F5-7-IFC	6-3/8"	2-Bolt Flange	UPS 15-58 FRC	6-1/2"	2-Bolt Flange - R	59896343	-	-	-	-	-
			Alpha 15-55 FRC	6-1/2"	2-Bolt Flange	59896878	-	-	-	-	-
007-F5-8-IFC	6-3/8"	2-Bolt Flange-R	UPS 15-58 FC	6-1/2"	2-Bolt Flange	59896341	-	-	-	-	-
			Alpha 15-55 FC	6-1/2"	2-Bolt Flange	59896877	-	-	-	-	-
007-F-MSSF1-IFC	-	-	-	-	-	-	-	-	-	-	-
007-VRF5	6-3/8"	2-Bolt Flange	-	-	-	-	-	-	-	-	-
007-VRF5-2IFC	6-3/8"	2-Bolt Flange	-	-	-	-	-	-	-	-	-
007-VVF5	6-3/8"	2-Bolt Flange	UP 26-64 F/V/S	6-1/2"	2-Bolt Flange*	52722553	-	-	-	-	-
007-VVF5-2IFC	6-3/8"	2-Bolt Flange	-	-	-	-	-	-	-	-	-
008-F6	6-3/8"	2-Bolt Flange	UPS 15-58 FRC	6-1/2"	2-Bolt Flange - R	59896343	-	-	-	-	-
			UP 15-42 FR	6-1/2"	2-Bolt Flange - R	59896167	-	59896274	-	-	-
			Alpha 15-55 FRC	6-1/2"	2-Bolt Flange	59896878	-	-	-	-	-
008-F6-3	6-3/8"	2-Bolt Flange-R	UPS 15-58 FC	6-1/2"	2-Bolt Flange	59896341	-	-	-	-	-
			UP 15-42 F	6-1/2"	2-Bolt Flange	59896155	-	59896173	-	-	-
			Alpha 15-55 FC	6-1/2"	2-Bolt Flange	59896877	-	-	-	-	-
008-F6-1IFC	6-3/8"	2-Bolt Flange - R	UPS 15-58 FC	6-1/2"	2-Bolt Flange	59896341	-	-	-	-	-
			UP 15-42 F	6-1/2"	2-Bolt Flange	59896155	-	59896173	-	-	-
008-VRF6	6-3/8"	2-Bolt Flange	UPS 15-55 FC	6-1/2"	2-Bolt Flange	59896877	-	-	-	-	-
			UP 15-42 FC/MR	6-1/2"	2-Bolt Flange*	59896804	-	-	-	-	-
008-VRF6-1IFC	6-3/8"	2-Bolt Flange-R	UP 15-42 FC/MR	6-1/2"	2-Bolt Flange*	59896804	-	-	-	-	-
008-VVF6	6-3/8"	2-Bolt Flange	UP 15-42 F/V/S	6-1/2"	2-Bolt Flange*	59896807	-	-	-	-	-
008-VVF6-1IFC	6-3/8"	2-Bolt Flange	-	-	-	-	-	-	-	-	-

* May not match specific competitive flange orientation.

Grundfos provides no guarantee as to the accuracy of competitor information listed herein.

Competitor cross-reference for TACO											
Closed systems: Cast iron body pumps											
TACO model type	Port to port length [in]	Flange size/ conn. type	Grundfos model type	Port to port length [in]	Flange size/ conn. type	Grundfos product number					
						1x115V	1x208V	1x230V	3x208V	3x230V	3x460V
009-F5	6-3/8"	2-Bolt Flange-R	UP 15-100 F	6-1/2"	2-Bolt Flange	59896300	-	-	-	-	-
			Magna 32-60 F	6-1/2"	2-Bolt Flange	-	98071395	98071395	98071395	98071395	-
009-F5-IFC	6-3/8"	2-Bolt Flange-R	-	-	-	-	-	-	-	-	-
			Magna 32-60 F	6-1/2"	2-Bolt Flange	-	98071395	98071395	98071395	98071395	-
009-VRF5	6-3/8"	2-Bolt Flange-R	-	-	-	-	-	-	-	-	-
			Magna 32-60 F	6-1/2"	2-Bolt Flange	-	98071395	98071395	98071395	98071395	-
009-VRF5-IFC	6-3/8"	2-Bolt Flange-R	-	-	-	-	-	-	-	-	-
			Magna 32-60 F	6-1/2"	2-Bolt Flange	-	98071395	98071395	98071395	98071395	-
009-VVF5	6-3/8"	2-Bolt Flange-R	UP 26-96 F/VS	6-1/2"	2-Bolt Flange	52722552	-	-	-	-	-
			Magna 32-60 F	6-1/2"	2-Bolt Flange	-	98071395	98071395	98071395	98071395	-
009-VVF5-IFC	6-3/8"	2-Bolt Flange-R	-	-	-	-	-	-	-	-	-
			Magna 32-60 F	6-1/2"	2-Bolt Flange	-	98071395	98071395	98071395	98071395	-
0010-F3	6-3/8"	2-Bolt Flange	-	-	-	-	-	-	-	-	-
			Magna 32-60 F	6-1/2"	2-Bolt Flange	-	98071395	98071395	98071395	98071395	-
0010-F3-1IFC	6-3/8"	2-Bolt Flange	-	-	-	-	-	-	-	-	-
			Magna 32-60 F	6-1/2"	2-Bolt Flange	-	98071395	98071395	98071395	98071395	-
0010-MSF1-IFC	6-3/8"	4-Bolt Flange	-	-	-	-	-	-	-	-	-
			Magna 32-60 F	6-1/2"	2-Bolt Flange	-	98071395	98071395	98071395	98071395	-
0010-VRF3	6-3/8"	2-Bolt Flange	-	-	-	-	-	-	-	-	-
			Magna 32-60 F	6-1/2"	2-Bolt Flange	-	98071395	98071395	98071395	98071395	-
0010-VRF3-1IFC	6-3/8"	2-Bolt Flange	-	-	-	-	-	-	-	-	-
			Magna 32-60 F	6-1/2"	2-Bolt Flange	-	98071395	98071395	98071395	98071395	-
0010-VVF3	6-3/8"	2-Bolt Flange	Magna 32-60 F	6-1/2"	2-Bolt Flange	-	98071395	98071395	98071395	98071395	-
			UP 26-64 F/VS	6-1/2"	2-Bolt Flange*	52722553	-	-	-	-	-
0010-VVF3-1IFC	6-3/8"	2-Bolt Flange	-	-	-	-	-	-	-	-	-
			Magna 32-60 F	6-1/2"	2-Bolt Flange	-	98071395	98071395	98071395	98071395	-
0011-F4	6-1/2"	2-Bolt Flange-R	Magna 32-60 F	6-1/2"	2-Bolt Flange	-	98071395	98071395	98071395	98071395	-
			UPS 26-99 FC	6-1/2"	2-Bolt Flange	52722512	-	52722513	-	-	-
0011-F4-2IFC	6-1/2"	2-Bolt Flange-R	-	-	-	-	-	-	-	-	-
			Magna 32-60 F	6-1/2"	2-Bolt Flange	-	98071395	98071395	98071395	98071395	-
0010-VSF3	6-3/8"	2-Bolt Flange	UPS 26-99 FC	6-1/2"	2-Bolt Flange	52722512	-	52722513	-	-	-
			Magna 32-60 F	6-1/2"	2-Bolt Flange	-	98071395	98071395	98071395	98071395	-
0010-VSF3-1IFC	6-3/8"	2-Bolt Flange	-	-	-	-	-	-	-	-	-
			Magna 32-60 F	6-1/2"	2-Bolt Flange*	59896807	-	-	-	-	-
0011-VRF4	6-1/2"	2-Bolt Flange-R	UP 15-42 F/VS	6-1/2"	2-Bolt Flange*	59896807	-	-	-	-	-
			Magna 32-60 F	6-1/2"	2-Bolt Flange	-	98071395	98071395	98071395	98071395	-
0011-VRF4-1IFC	6-1/2"	2-Bolt Flange-R	-	-	-	-	-	-	-	-	-
			Magna 32-60 F	6-1/2"	2-Bolt Flange	-	98071395	98071395	98071395	98071395	-
0011-VVF4	6-1/2"	2-Bolt Flange-R	-	-	-	-	-	-	-	-	-
			Magna 32-60 F	6-1/2"	2-Bolt Flange	-	98071395	98071395	98071395	98071395	-
0011-VVF4-1IFC	6-1/2"	2-Bolt Flange-R	UP 26-96 F/VS	6-1/2"	2-Bolt Flange	5272252	-	-	-	-	-
			Magna 32-60 F	6-1/2"	2-Bolt Flange	-	98071395	98071395	98071395	98071395	-
0012-F4	8-1/2"	2-Bolt Flange	-	-	-	-	-	-	-	-	-
			Magna 32-60 F	6-1/2"	2-Bolt Flange	-	98071395	98071395	98071395	98071395	-
0012-F4-3	8-1/2"	2-Bolt Flange	-	-	-	-	-	-	-	-	-
			Magna 40-120 F	8-1/2"	2-Bolt Flange	-	-	96734489	-	96734489	-
0012-F4-IFC	8-1/2"	2-Bolt Flange-R	-	-	-	-	-	-	-	-	-
			Magna 40-120 F	8-1/2"	2-Bolt Flange	-	-	96734489	-	96734489	-
0012-F4-1	8-1/2"	2" Flange	UPS 43-44 FC	8-1/2"	2-Bolt Flange	52722514	-	52722515	-	-	-
			Magna 40-120 F	8-1/2"	2-Bolt Flange	-	-	96734489	-	96734489	-
0012-VRF4	8-1/2"	1-1/2" Flange	UPS 50-44 FC	8-1/2"	2" Flange	52722557	-	52722558	-	-	-
			Magna 40-120 F	8-1/2"	2-Bolt Flange	-	-	96734489	-	96734489	-
0012-VRF4-1	8-1/2"	2" Flange	-	-	-	-	-	-	-	-	-
			Magna 40-120 F	8-1/2"	2-Bolt Flange	-	-	96734489	-	96734489	-
0012-VRF4-IFC	8-1/2"	1-1/2" Flange-R	-	-	-	-	-	-	-	-	-
			Magna 40-120 F	8-1/2"	2-Bolt Flange	-	-	96734489	-	96734489	-
0012-VVF4	8-1/2"	1-1/2" Flange	-	-	-	-	-	-	-	-	-
			Magna 40-120 F	8-1/2"	2-Bolt Flange	-	-	96734489	-	96734489	-
0012-VVF4-1	8-1/2"	2" Flange	-	-	-	-	-	-	-	-	-
			Magna 40-120 F	8-1/2"	2-Bolt Flange	-	-	96734489	-	96734489	-
0012-VVF4-IFC	8-1/2"	1-1/2" Flange-R	-	-	-	-	-	-	-	-	-
			Magna 40-120 F	8-1/2"	2-Bolt Flange	-	-	96734489	-	96734489	-
0013-F3	6-1/2"	2-Bolt Flange-R	UP 26-116 F	6-1/2"	2-Bolt Flange	-	-	52722377	-	-	-
			UPS 26-150 F	6-1/2"	2-Bolt Flange	95906630	95906631	95906631	-	-	-
0013-F3-1IFC	6-1/2"	2-Bolt Flange-R	Magna 32-100 F	6-1/2"	2-Bolt Flange	-	98071396	98071396	98071396	98071396	-
			Magna 32-100 F	6-1/2"	2-Bolt Flange	-	98071396	98071396	98071396	98071396	-
0013-VRF3	6-1/2"	2-Bolt Flange-R	-	-	-	-	-	-	-	-	-
			Magna 32-100 F	6-1/2"	2-Bolt Flange	-	98071396	98071396	98071396	98071396	-
0013-VRF3-1IFC	6-1/2"	2-Bolt Flange-R	-	-	-	-	-	-	-	-	-
			Magna 32-100 F	6-1/2"	2-Bolt Flange	-	98071396	98071396	98071396	98071396	-
0013-VVF3	6-1/2"	2-Bolt Flange-R	-	-	-	-	-	-	-	-	-
			Magna 32-100 F	6-1/2"	2-Bolt Flange	-	98071396	98071396	98071396	98071396	-
0013-VVF3-1IFC	6-1/2"	2-Bolt Flange-R	-	-	-	-	-	-	-	-	-
			Magna 32-100 F	6-1/2"	2-Bolt Flange	-	98071396	98071396	98071396	98071396	-
0014-F1	6-1/2"	2-Bolt Flange-R	UPS 26-99 FC	6-1/2"	2-Bolt Flange	52722512	-	52722513	-	-	-
			Magna 32-100 F	6-1/2"	2-Bolt Flange	-	98071396	98071396	98071396	98071396	-
0014-F1-1IFC	6-1/2"	2-Bolt Flange-R	-	-	-	-	-	-	-	-	-
			Magna 32-100 F	6-1/2"	2-Bolt Flange	-	98071396	98071396	98071396	98071396	-
0014-VRF1	6-1/2"	2-Bolt Flange-R	UPS 26-99 FC	6-1/2"	2-Bolt Flange	52722512	-	52722513	-	-	-
			Magna 32-100 F	6-1/2"	2-Bolt Flange	-	98071396	98071396	98071396	98071396	-
0014-VRF1-1IFC	6-1/2"	2-Bolt Flange-R	-	-	-	-	-	-	-	-	-
			Magna 32-100 F	6-1/2"	2-Bolt Flange	-	98071396	98071396	98071396	98071396	-

* May not match specific competitive flange orientation.

Grundfos provides no guarantee as to the accuracy of competitor information listed herein.

Competitor cross-reference for TACO											
Closed systems: Cast iron body pumps											
TACO model type	Port to port length [in]	Flange size/ conn. type	Grundfos model type	Port to port length [in]	Flange size/ conn. type	Grundfos product number					
						1x115V	1x208V	1x230V	3x208V	3x230V	3x460V
0014-VVF1	6-1/2"	2-Bolt Flange-R	Magna 32-100 F	6-1/2"	2-Bolt Flange	-	98071396	98071396	98071396	98071396	-
0014-VVF1-1FC	6-1/2"	2-Bolt Flange-R	Magna 32-100 F	6-1/2"	2-Bolt Flange	-	98071396	98071396	98071396	98071396	-
0015-MSF2-IFC	6-1/2"	2-Bolt Flange	UPS 15-58 FRC	6-1/2"	2-Bolt Flange-R	59896343	-	-	-	-	-
			Alpha 15-55 FRC	6-1/2"	2-Bolt Flange	59896878	-	-	-	-	-
0015-MSF2-1IFC	6-1/2"	2-Bolt Flange-R	UPS 15-58 FC	6-1/2"	2-Bolt Flange	59896341	-	-	-	-	-
			Alpha 15-55 FC	6-1/2"	2-Bolt Flange	59896877	-	-	-	-	-
1400-10	6-3/8"	2-Bolt Flange-R	UPS 26-99 FC	6-1/2"	2-Bolt Flange	52722512	-	52722513	-	-	-
			Magna 32-60 F	6-1/2"	2-Bolt Flange	-	98071395	98071395	98071395	98071395	-
1400-20	6-3/8"	2-Bolt Flange-R	UPS 26-150 F	6-1/2"	2-Bolt Flange	95906630	95906631	95906631	-	-	-
			Magna 32-100 F	6-1/2"	2-Bolt Flange	-	98071396	98071396	98071396	98071396	-
1400-30	8-1/2"	2-Bolt Flange-R	UPS 26-150 F	6-1/2"	2-Bolt Flange	95906630	95906631	95906631	-	-	-
			Magna 32-100 F	6-1/2"	2-Bolt Flange	-	98071396	98071396	98071396	98071396	-
1400-40	8-1/2"	2-Bolt Flange-R	UPS 43-100 F	8-1/2"	2-Bolt Flange	95906636	95906637	95906637	-	-	-
			Magna 32-100 F	6-1/2"	2-Bolt Flange	-	98071396	98071396	98071396	98071396	-
1400-45	6-3/8"	2-Bolt Flange-R	UPS 26-150 F	6-1/2"	2-Bolt Flange	95906630	95906631	95906631	-	-	-
			Magna 40-120 F	8-1/2"	2-Bolt Flange	-	-	96734489	-	96734489	-
1400-50	6-3/8"	2" Bolt Flange	UPS 40-160/2	11-1/2"	2" 4-Bolt Flange*	-	-	96734489	-	96734489	-
			Magna 40-120 F	8-1/2"	2-Bolt Flange	-	-	96734489	-	96734489	-
1400-50/2	6-3/8"	2" Bolt Flange	UPS 40-160/2	11-1/2"	2" 4-Bolt Flange*	-	-	96734489	-	96734489	
1400-60	8-1/2"	2-Bolt Flange-R	UPS 43-100 F	8-1/2"	2-Bolt Flange	95906636	95906637	95906637	-	-	
1400-65	8-1/2"	2-Bolt Flange-R	UPS 50-60 F	8-1/2"	4-Bolt Flange	97523134	97523135	97523135	-	-	
1400-70	8-1/2"	4-Bolt Flange	UPS 50-80/4	11-1/2"	2" 4-Bolt Flange	-	-	-	-	-	
1400-70/3	8-1/2"	4-Bolt Flange	UPS 50-80/4	11-1/2"	2" 4-Bolt Flange	-	-	-	-	-	
2400-10	6-3/8"	2-Bolt Flange-R	UPS 26-99 FC	6-1/2"	2-Bolt Flange	52722512	-	52722513	-	-	-
			Magna 32-60 F	6-1/2"	2-Bolt Flange	-	98071395	98071395	98071395	98071395	-
2400-20	6-3/8"	2-Bolt Flange-R	UPS 26-150 F	6-1/2"	2-Bolt Flange	95906630	95906631	95906631	-	-	-
			Magna 32-100 F	6-1/2"	2-Bolt Flange	-	98071396	98071396	98071396	98071396	-
2400-30	8-1/2"	2-Bolt Flange-R	UPS 26-150 F	6-1/2"	2-Bolt Flange	95906630	95906631	95906631	-	-	-
			Magna 32-100 F	6-1/2"	2-Bolt Flange	-	98071396	98071396	98071396	98071396	-
2400-40	8-1/2"	2-Bolt Flange-R	UPS 43-100 F	8-1/2"	2-Bolt Flange	95906636	95906637	95906637	-	-	-
			Magna 32-100 F	6-1/2"	2-Bolt Flange	-	98071396	98071396	98071396	98071396	-
2400-45	6-3/8"	2-Bolt Flange-R	UPS 26-150 F	6-1/2"	2-Bolt Flange	95906630	95906631	95906631	-	-	-
			Magna 40-120 F	8-1/2"	2-Bolt Flange	-	-	96734489	-	96734489	-
2400-50	6-3/8"	2-Bolt Flange-R	UPS 40-160/2	11-1/2"	2" 4-Bolt Flange*	-	-	96734489	-	96734489	-
			Magna 40-120 F	8-1/2"	2-Bolt Flange	-	-	96734489	-	96734489	-
2400-50/2	6-3/8"	2" 2-Bolt Flange	UPS 40-160/2	11-1/2"	2" 4-Bolt Flange*	-	-	96734489	-	96734489	
2400-60	8-1/2"	2" 4-Bolt Flange	UPS 43-100 F	8-1/2"	2-Bolt Flange	95906636	95906637	95906637	-	-	
2400-65	8-1/2"	2" 4-Bolt Flange	UPS 50-60 F	8-1/2"	4-Bolt Flange	97523134	97523135	97523135	-	-	
2400-70	8-1/2"	2" 4-Bolt Flange	UPS 50-80/4	11-1/2"	2" 4-Bolt Flange*	-	-	-	-	-	
2400-70/3	8-1/2"	3" 4-Bolt Flange	UPS 50-80/4	11-1/2"	2" 4-Bolt Flange*	-	-	-	-	-	

* May not match specific competitive flange orientation.

Grundfos provides no guarantee as to the accuracy of competitor information listed herein.

Reference for replacing Bell & Gossett models

Open systems: Stainless steel and lead-free bronze body pumps

Competitor cross-reference for Bell & Gossett Open systems: Stainless steel and lead-free bronze body pumps							Grundfos product number					
Bell & Gossett model type	Port to port length [in]	Flange size/ conn. type	Grundfos model type	Port to port length [in]	Flange size/ conn. type	Grundfos product number						
						1x115V	1x208V	1x230V	3x208V	3x230V	3x460V	
NBF-8S/LW	5"	1/2" Sweat	UP 15-10 B5	5"	1/2" Sweat	59896213	-	-	-	-	-	
NBF-8S/P	5"	1/2" Sweat	UP 15-10 B5/LC	5"	1/2" Sweat	59896214	-	-	-	-	-	
NBF-8S/TP	5"	1/2" Sweat	UP 15-10 B5/TLC	5"	1/2" Sweat	59896215	-	-	-	-	-	
NBF-9U/LW	6-1/8"	Union	UPS 15-29 SU	5-7/8"	1-1/4" U	59896775	-	59896784	-	-	-	
NBF-9U/P	6-1/8"	Union	UPS 15-29 SUC/LC	5-7/8"	1-1/4" U	59896776	-	-	-	-	-	
NBF-9U/TP	6-1/8"	Union	UPS 15-29 SUC/TLC	5-7/8"	1-1/4" U	59896777	-	-	-	-	-	
NBF-10S/LW	5"	1/2" Sweat	UP 15-18 B5	5"	1/2" Sweat	59896114	-	59896118	-	-	-	
NBF-10S/P	5"	1/2" Sweat	UP 15-18 B5/LC	5"	1/2" Sweat	59896211	-	-	-	-	-	
NBF-10S/TP	5"	1/2" Sweat	UP 15-18 B5/TLC	5"	1/2" Sweat	59896212	-	-	-	-	-	
NBF-12U/LW	6-1/8"	Union	UPS 15-35 SUC	5-7/8"	1-1/4" U	59896778	-	-	-	-	-	
NBF-12F/LW	6-3/8"	2-Bolt Flange	UPS 15-35 SFC	6-1/2"	2-Bolt Flange	59896772	-	-	-	-	-	
NBF-18S	5"	1/2" Sweat	UP 15-42 B5	5"	1/2" Sweat	59896145	-	59896142	-	-	-	
NBF-22U	6-1/8"	Union	UPS 15-55 SUC	5-7/8"	1-1/4" U	-	-	59896786	-	-	-	
NBF-22	6-3/8"	2-Bolt Flange	UPS 15-55 SFC	6-1/2"	2-Bolt Flange	59896773	-	-	-	-	-	
NBF-25	6-3/8"	2-Bolt Flange	Alpha 15-55 SFC	6-1/2"	2-Bolt Flange	59896879	-	-	-	-	-	
NBF-33	6-3/8"	2-Bolt Flange	UPS 15-55 SFC	6-1/2"	2-Bolt Flange	59896773	-	-	-	-	-	
NBF-33	6-3/8"	2-Bolt Flange	Alpha 15-55 SFC	6-1/2"	2-Bolt Flange	59896879	-	-	-	-	-	
NBF-33	6-3/8"	2-Bolt Flange	UPS 43-44 BFC	8-1/2"	2-Bolt Flange	52722520	-	52722521	-	-	-	
NBF-33	6-3/8"	2-Bolt Flange	Magna 32-60FN	6-1/2"	2-Bot Flange	-	98052802	98052802	98052802	98052802	-	
NBF-36	6-3/8"	2-Bolt Flange	UPS 26-150 SF	6-1/2"	2-Bolt Flange	95906632	95906633	95906633	-	-	-	
NBF-36	6-3/8"	2-Bolt Flange	Magan 32-100FN	6-1/2"	2-Bot Flange	-	98052760	98052760	98052760	98052760	-	
NBF-45	8-1/2"	2-Bolt Flange	UP 43-75 BF	8-1/2"	2-Bolt Flange	52722370	52722369	-	-	-	-	
NBF-45	8-1/2"	2-Bolt Flange	Magna 32-100FN	6-1/2"	2-Bot Flange	-	98052760	98052760	98052760	98052760	-	
SSF-9U/LW	6-1/8"	Union	UPS 15-29 SU	5-7/8"	1-1/4" U	59896775	-	59896784	-	-	-	
SSF-9U/P	6-1/8"	Union	UPS 15-29 SUC/LC	5-7/8"	1-1/4" U	59896776	-	-	-	-	-	
SSF-9U/TP	6-1/8"	Union	UPS 15-29 SUC/TLC	5-7/8"	1-1/4" U	59896777	-	-	-	-	-	
SSF-12F/LW	6-3/8"	2-Bolt Flange	UPS 15-35 SFC	6-1/2"	2-Bolt Flange	59896772	-	-	-	-	-	
SSF-12U/LW	6-1/8"	Union	UPS 15-35 SUC	6-1/2"	1-1/4" U	59896778	-	-	-	-	-	
SSF-22	6-3/8"	2-Bolt Flange	UPS 15-55 SFC	6-1/2"	2-Bolt Flange	59896773	-	-	-	-	-	
SSF-22	6-3/8"	2-Bolt Flange	Alpha 15-55 SFC	6-1/2"	2-Bolt Flange	59896879	-	-	-	-	-	
SSF-22U	6-1/8"	Union	UPS 15-55 SUC	5-7/8"	1-1/4" U	-	-	59896786	-	-	-	
LR-15B	6-3/8"	2-Bolt Flange	UPS 15-55 SFC	6-1/2"	2-Bolt Flange	59896773	-	-	-	-	-	
LR-15B	6-3/8"	2-Bolt Flange	Alpha 15-55 SFC	6-1/2"	2-Bolt Flange	59896879	-	-	-	-	-	
LR-15BWR	6-3/8"	2-Bolt Flange	UPS 26-99 BFC	8-1/2"	2-Bolt Flange	52722518	-	52722519	-	-	-	
LR-15BWR	6-3/8"	2-Bolt Flange	Magna 32-60FN	6-1/2"	2-Bot Flange	-	98052802	98052802	98052802	98052802	-	
Series 100 B	6-3/8"	2-Bolt Flange	UPS 43-44 BFC	8-1/2"	2-Bolt Flange	52722520	-	52722521	-	-	-	
Series 100 B	6-3/8"	2-Bolt Flange	Magna 32-60FN	6-1/2"	2-Bolt Flange	-	98052802	98052802	98052802	98052802	-	
Series HV B	8-1/2"	2-Bolt Flange-R	UPS 43-44 BFC	8-1/2"	2-Bolt Flange	52722520	-	52722521	-	-	-	
Series HV B	8-1/2"	2-Bolt Flange-R	Magna 32-60FN	6-1/2"	2-Bolt Flange	-	98052802	98052802	98052802	98052802	-	
Series PR B	8-1/2"	2-Bolt Flange-R	UPS 15-55 SFC	6-1/2"	2-Bolt Flange	59896773	-	-	-	-	-	
Series PR B	8-1/2"	2-Bolt Flange-R	Magna 32-60FN	6-1/2"	2-Bolt Flange	-	98052802	98052802	98052802	98052802	-	
2" AB	8-1/2"	2" Flange-R	UPS 50-60 SF	8-1/2"	4-Bolt Flange	97523136	97523137	97523137	-	-	-	
2" AB	8-1/2"	2" Flange-R	Magna 40-120FN	8-1/2"	3/4" to 1-1/2"	-	-	96734633	-	96734633	-	
PL-30B	8-5/8"	2-Bolt Flange	UPS 26-99 BFC	6-1/2"	2-Bolt Flange	52722518	-	-	-	-	-	
PL-30B	8-5/8"	2-Bolt Flange	Magna 32-60FN	6-1/2"	2-Bolt Flange	-	98052760	98052760	98052760	98052760	-	
PL-36B	8-5/8"	2-Bolt Flange	UPS 26-150 SF	6-1/2"	2-Bolt Flange	95906632	95906633	95906633	-	-	-	
PL-36B	8-5/8"	2-Bolt Flange	Magan 32-100FN	6-1/2"	2-Bolt Flange	-	98052760	98052760	98052760	98052760	-	
PL-45B	9-1/8"	2-Bolt Flange	UPS 43-100 SF	8-1/2"	2-Bolt Flange	95906638	95906639	95906639	-	-	-	
PL-45B	9-1/8"	2-Bolt Flange	Magna 32-100FN	6-1/2"	2-Bolt Flange	-	98052760	98052760	98052760	98052760	-	
PL-50B	9-1/8"	2-Bolt Flange	UPS 43-100 SF	8-1/2"	2-Bolt Flange	95906638	95906639	95906639	-	-	-	
PL-50B	9-1/8"	2-Bolt Flange	Magna 32-100FN	6-1/2"	2-Bolt Flange	-	98052760	98052760	98052760	98052760	-	
PL-55B	9-9/16"	2-Bolt Flange	UPS 26-150 SF	6-1/2"	2-Bolt Flange	95906632	95906633	95906633	-	-	-	
PL-55B	9-9/16"	2-Bolt Flange	Magna 40-120FN	8-1/2"	2-Bolt Flange	-	-	96734633	-	96734633	-	
PL-75B	9-15/16"	2"	UPS 50-60 SF	8-1/2"	4-Bolt Flange	97523136	97523137	97523137	-	-	-	
PL-75B	9-15/16"	2"	Magna 40-120FN	8-1/2"	2-Bolt Flange	-	-	96734633	-	96734633	-	

* May not match specific competitive flange orientation.

Grundfos provides no guarantee as to the accuracy of competitor information listed herein.

Closed systems: Cast iron body pumps

Competitor cross-reference for Bell & Gossett Closed systems: Cast iron body pumps							Grundfos product number					
Bell & Gossett model type	Port to port length [in]	Flange size/ conn. type	Grundfos model type	Port to port length [in]	Flange size/ conn. type	Grundfos product number						
						1x115V	1x208V	1x230V	3x208V	3x230V	3x460V	
NRF-9F/LW	6-3/8"	2-Bolt Flange-R	UP 15-42 FR	6-1/2"	2-Bolt Flange-R	59896167	-	59896274	-	-	-	
			UPS 15-58 FRC	6-1/2"	2-Bolt Flange-R	59896343	-	-	-	-	-	
			Alpha 15-55 FR	6-1/2"	2-Bolt Flange-R	59896878	-	-	-	-	-	
NRF-22	6-3/8"	2-Bolt Flange-R	UP 15-42 FR	6-1/2"	2-Bolt Flange-R	59896167	-	59896274	-	-	-	
			UPS 15-42 FR	6-1/2"	2-Bolt Flange-R	59896167	-	59896274	-	-	-	
			UPS 15-58 FRC	6-1/2"	2-Bolt Flange-R	59896343	-	-	-	-	-	
NRF-25	6-3/8"	2-Bolt Flange	UPS15-58 FC	6-1/2"	2-Bolt Flange	59896341	-	-	-	-	-	
			Alpha 15-55 FC	6-1/2"	2-Bolt Flange	59896877	-	-	-	-	-	
			UPS 43-44 FC	8-1/2"	2-Bolt Flange	52722514	-	52722515	-	-	-	
NRF-33	6-3/8"	2-Bolt Flange	Magna 32-60 F	6-1/2"	2-Bolt Flange	-	98071395	98071395	98071395	98071395	-	
			UPS 26-150 F	6-1/2"	2-Bolt Flange	95906630	95906631	95906631	-	-	-	
NRF-36	6-3/8"	2-Bolt Flange	UPS 43-100 F	8-1/2"	2-Bolt Flange	95906636	95906637	95906637	-	-	-	
			Magna 32-100 F	6-1/2"	2-Bolt Flange	-	98071396	98071396	98071396	98071396	-	
			UP 43-75 FC	8-1/2"	2-Bolt Flange	52722373	-	52722372	-	-	-	
NRF-45	8-1/2"	2-Bolt Flange	UPS 43-100 F	8-1/2"	2-Bolt Flange	95906636	95906637	95906637	-	-	-	
			Magna 32-100 F	6-1/2"	2-Bolt Flange	-	98071396	98071396	98071396	98071396	-	
			UPS 43-44 FC	8-1/2"	2-Bolt Flange	52722514	-	52722515	-	-	-	
LR-20WR	6-3/8"	2-Bolt Flange	Magna 32-60 F	6-1/2"	2-Bolt Flange	-	98071395	98071395	98071395	98071395	-	
			UPS 43-44 FC	8-1/2"	2-Bolt Flange	52722514	-	52722515	-	-	-	
Series 100	6-3/8"	2-Bolt Flange	Magna 32-60 F	6-1/2"	2-Bolt Flange	-	98071395	98071395	98071395	98071395	-	
			UPS 43-44 FC	8-1/2"	2-Bolt Flange	52722514	-	52722515	-	-	-	
Series HV	8-1/2"	2-Bolt Flange-R	UPS 43-44 FC	8-1/2"	2-Bolt Flange	52722514	-	52722515	-	-	-	
			Magna 32-60 F	6-1/2"	2-Bolt Flange	-	98071395	98071395	98071395	98071395	-	
Series PR	8-1/2"	2-Bolt Flange	UPS 26-99 FC	6-1/2"	2-Bolt Flange	52722512	-	52722513	-	-	-	
			Magna 32-60 F	6-1/2"	2-Bolt Flange	-	98071395	98071395	98071395	98071395	-	
2"	8-1/2"	2" Flange-R	UPS 50-44 FC	8-1/2"	2" Flange	52722557	-	52722558	-	-	-	
			Magna 40-120 F	8-1/2"	2-Bolt Flange	-	-	96734489	-	96734489	-	
PL-30	8-5/8"	2-Bolt Flange	UPS 26-99 FC	6-1/2"	2-Bolt Flange	52722512	-	52722513	-	-	-	
			Magna 32-60 F	6-1/2"	2-Bolt Flange	-	98071395	98071395	98071395	98071395	-	
PL-36	8-5/8"	2-Bolt Flange	UPS 26-150 F	6-1/2"	2-Bolt Flange	95906630	95906631	95906631	-	-	-	
			Magna 32-100 F	6-1/2"	2-Bolt Flange	-	98071396	98071396	98071396	98071396	-	
PL-45	9-1/8"	2-Bolt Flange	UPS 43-100 F	8-1/2"	2-Bolt Flange	95906636	95906637	95906637	-	-	-	
			Magna 32-100 F	6-1/2"	2-Bolt Flange	-	98071396	98071396	98071396	98071396	-	
PL-50	9-1/8"	2-Bolt Flange	UPS 43-100 F	8-1/2"	2-Bolt Flange	95906636	95906637	95906637	-	-	-	
			Magna 32-100 F	6-1/2"	2-Bolt Flange	-	98071396	98071396	98071396	98071396	-	
PL-55	9-9/16"	2-Bolt Flange	UPS 26-150 F	6-1/2"	2-Bolt Flange	95906630	95906631	95906631	-	-	-	
			Magna 40-120 F	8-1/2"	2-Bolt Flange	-	-	96734489	-	96734489	-	
PL-75	9-15/16"	2"	UPS 50-60 F	8-1/2"	4-Bolt Flange	97523134	97523135	97523135	-	-	-	
			Magna 40-120 F	8-1/2"	2-Bolt Flange	-	-	96734489	-	96734489	-	

* May not match specific competitive flange orientation.

Grundfos provides no guarantee as to the accuracy of competitor information listed herein.

Reference for replacing Laing models

Competitor cross-reference for Laing							Open systems: Stainless steel and lead-free bronze body pumps					
Laing model type	Port to port length [in]	Flange size/ conn. type	Grundfos model type	Port to port length [in]	Flange size/ conn. type	Grundfos product number						
						1x115V	1x208V	1x230V	3x208V	3x230V	3x460V	
SM-303-BS	2-9/16"	1/2" Sweat	UP 10-16B5 LC	3-1/8"	1/2" Sweat	97525905	-	-	-	-	-	
SM-303-BSR	2-9/16"	1/2" Sweat	UP 10-16B5 ATLC	3-1/8"	1/2" Sweat	97525908	-	-	-	-	-	
SM-303-BSW	2-9/16"	1/2" Sweat	UP 10-16B5 LC	3-1/8"	1/2" Sweat	97525905	-	-	-	-	-	
SM-303-BSRW	2-9/16"	1/2" Sweat	UP 10-16B5 ATLC	3-1/8"	1/2" Sweat	97525908	-	-	-	-	-	
SM-303-BT	2-9/16"	1/2" FNPT	UP 10-16BN5 LC	3-1/8"	1/2" FNPT	97525909	-	-	-	-	-	
SM-303-BTR	2-9/16"	1/2" FNPT	UP 10-16BN5 ATLC	3-1/8"	1/2" FNPT	97525921	-	-	-	-	-	
SM-303-BTW	2-9/16"	1/2" FNPT	UP 10-16BN5 LC	3-1/8"	1/2" FNPT	97525909	-	-	-	-	-	
SM-303-BTRW	2-9/16"	1/2" FNPT	UP 10-16BN5 ATLC	3-1/8"	1/2" FNPT	97525921	-	-	-	-	-	
SMT-303-BS	2-9/16"	1/2" Sweat	UP 10-16B5 TLC	3-1/8"	1/2" Sweat	97525907	-	-	-	-	-	
SMT-303-BSR	2-9/16"	1/2" Sweat	UP 10-16B5 ATLC	3-1/8"	1/2" Sweat	97525908	-	-	-	-	-	
SMT-303-BSW	2-9/16"	1/2" Sweat	UP 10-16B5 TLC	3-1/8"	1/2" Sweat	97525907	-	-	-	-	-	
SMT-303-BSRW	2-9/16"	1/2" Sweat	UP 10-16B5 ATLC	3-1/8"	1/2" Sweat	97525908	-	-	-	-	-	
SMT-303-BT	2-9/16"	1/2" FNPT	UP 10-16BN5 TLC	3-1/8"	1/2" FNPT	97525910	-	-	-	-	-	
SMT-303-BTR	2-9/16"	1/2" FNPT	UP 10-16BN5 ATLC	3-1/8"	1/2" FNPT	97525921	-	-	-	-	-	
SMT-303-BTW	2-9/16"	1/2" FNPT	UP 10-16BN5 TLC	3-1/8"	1/2" FNPT	97525910	-	-	-	-	-	
SMT-303-BTRW	2-9/16"	1/2" FNPT	UP 10-16BN5 ATLC	3-1/8"	1/2" FNPT	97525921	-	-	-	-	-	
SM-909-BS-14	6"	1/2" Sweat	UP 15-18 B5	5"	1/2" Sweat	59896114	-	59896118	-	-	-	
SM-909-BSW-14	6"	1/2" Sweat	UP 15-18 B5/LC	5"	1/2" Sweat	59896211	-	-	-	-	-	
SM-909-BSC-14	6"	1/2" Sweat	UP 15-18 B5*	5"	1/2" Sweat	59896114	-	-	-	-	-	
SM-909-BSCW-14	6"	1/2" Sweat	UP 15-18 B5/LC*	5"	1/2" Sweat	59896211	-	-	-	-	-	
SMT-909-BS-14	6"	1/2" Sweat	UP 15-18 B5**	5"	1/2" Sweat	59896114	-	-	-	-	-	
SMT-909-BSW-14	6"	1/2" Sweat	UP 15-18 B5/TLC	5"	1/2" Sweat	59896212	-	-	-	-	-	
SMT-909-BSC-14	6"	1/2" Sweat	UP 15-18 B5/TLC*	5"	1/2" Sweat	59896212	-	-	-	-	-	
SMT-909-BSCW-14	6"	1/2" Sweat	UP 15-18 B5/TLC*	5"	1/2" Sweat	59896212	-	-	-	-	-	
SM-909-BS-14	6"	3/4" Sweat	UP 15-18 B7	5"	3/4" Sweat	59896121	-	59896119	-	-	-	
SM-909-BSW-14	6"	3/4" Sweat	UP 15-18 B7/LC	5"	3/4" Sweat	59896229	-	-	-	-	-	
SM-909-BSC-14	6"	3/4" Sweat	UP 15-18 B7*	5"	3/4" Sweat	59896121	-	-	-	-	-	
SM-909-BSCW-14	6"	3/4" Sweat	UP 15-18 B7/LC*	5"	3/4" Sweat	59896229	-	-	-	-	-	
SM-909-BS-18	6"	3/4" Sweat	-	-	-	-	-	-	-	-	-	
SM-909-BSW-18	6"	3/4" Sweat	Alpha 15-55 SF/LC	6-1/2"	2-Bolt Flange	59896834	-	-	-	-	-	
SMT-909-BS-14	6"	3/4" Sweat	UP 15-18 B7**	5"	3/4" Sweat	59896121	-	-	-	-	-	
SMT-909-BSW-14	6"	3/4" Sweat	UP 15-18 B7/TLC	5"	3/4" Sweat	59896230	-	-	-	-	-	
SMT-909-BSC-14	6"	3/4" Sweat	UP 15-18 B7/TLC*	5"	3/4" Sweat	59896230	-	-	-	-	-	
SMT-909-BSCW-14	6"	3/4" Sweat	UP 15-18 B7/TLC*	5"	3/4" Sweat	59896230	-	-	-	-	-	
SM-909-BF-14	6-1/2"	2-Bolt Flange	UP 15-42 BUC5	6-1/2"	2-Bolt Flange	59896150	-	-	-	-	-	
SM-909-BFW-14	6-1/2"	2-Bolt Flange	Alpha 15-55 SF/LC	6-1/2"	2-Bolt Flange	59896834	-	-	-	-	-	
SM-909-BF-18	6-1/2"	2-Bolt Flange	UPS 15-55 SFC	6-1/2"	2-Bolt Flange	59896773	-	-	-	-	-	
SM-909-BF-18	6-1/2"	2-Bolt Flange	Alpha 15-55 SF	6-1/2"	2-Bolt Flange	59896879	-	-	-	-	-	
SM-909-BFW-18	6-1/2"	2-Bolt Flange	Alpha 15-55 SF/LC	6-1/2"	2-Bolt Flange	59896834	-	-	-	-	-	
SMT-909-BF-14	6-1/2"	2-Bolt Flange	UP 15-42 BUC5**	6-1/2"	2-Bolt Flange	59896150	-	-	-	-	-	
SMT-909-BFW-14	6-1/2"	2-Bolt Flange	Alpha 15-55 SF/LC	6-1/2"	2-Bolt Flange	59896834	-	-	-	-	-	
SMT-909-BF-18	6-1/2"	2-Bolt Flange	UPS 15-55 SFC	6-1/2"	2-Bolt Flange	59896773	-	-	-	-	-	
E1-BCANCT1W-06	4-1/2"	W/supply 1/2" MNPT, F/supply 3/8" MNPT	Comfort System	6-1/2"	2-Bolt Flange	595916	-	-	-	-	-	
E1-BCANRT1W-06/T	4-1/2"	W/supply 1/2" MNPT, F/supply 3/8" MNPT	Comfort System	6-1/2"	2-Bolt Flange	595916	-	-	-	-	-	
E1-BCSVNN1-06	2-1/2"	1/2" Sweat	UP 10-16B5 LC	3-1/8"	1/2" Sweat	97525905	-	-	-	-	-	
E1-BCSVNN1W-06	2-1/2"	1/2" Sweat	UP 10-16B5 LC	3-1/8"	1/2" Sweat	97525905	-	-	-	-	-	
E1-BCSNRN1W-06	2-1/2"	1/2" Sweat	UP 10-16B5 ATLC	3-1/8"	1/2" Sweat	97525908	-	-	-	-	-	
E1-BCSNRN1W-06	2-1/2"	1/2" Sweat	UP 10-16B5 ATLC	3-1/8"	1/2" Sweat	97525908	-	-	-	-	-	
E1-BCTVNN1-06	2-1/2"	1/2" FPT	UP 10-16BN5 LC	3-1/8"	1/2" FNPT	97525909	-	-	-	-	-	
E1-BCTVNN1W-06	2-1/2"	1/2" FPT	UP 10-16BN5 LC	3-1/8"	1/2" FNPT	97525909	-	-	-	-	-	
E1-BCTNRN1W-06	2-1/2"	1/2" FPT	UP 10-16BN5 ATLC	3-1/8"	1/2" FNPT	97525921	-	-	-	-	-	
E1-BCTNRN1W-06	2-1/2"	1/2" FPT	UP 10-16BN5 ATLC	3-1/8"	1/2" FNPT	97525921	-	-	-	-	-	
E3-BCTVNN1W-11	2-1/2"	1/2" FPT	-	-	-	-	-	-	-	-	-	
E3-BCUVNN1W-11	5-1/2"	Union	UPS 15-35 SUC/TLC	6-1/2"	GU 125	59896780	-	-	-	-	-	
E3-BCSVNN1W-11	2-1/2"	1/2" Sweat	-	-	-	-	-	-	-	-	-	
E10-BCANCT1W-23	4-1/2"	W/supply 1/2" MNPT, F/supply 3/8" MNPT	-	-	-	-	-	-	-	-	-	
E10-BCFVNN1W-24	6-1/2"	2-Bolt Flange	-	-	-	-	-	-	-	-	-	
E10-BCSVNN1W-19	6"	1/2" Sweat	-	-	-	-	-	-	-	-	-	
E10-BCSVNN1W-22	6"	3/4" Sweat	-	-	-	-	-	-	-	-	-	
E10-BCUVNN1W-19	6"	Union	-	-	-	-	-	-	-	-	-	

May not match specific competitive flange orientation. Grundfos provides no guarantee as to the accuracy of competitor information listed herein.

* Purchase Thermostatic Controls

- 595443 Aquastat kit, 1/2" clip on 85° F - 105° F
- 595444 Aquastat kit, 3/4" clip on 85° F - 105° F
- 595656 Aquastat kit, 1/2" clip on 105° F - 115° F
- 595657 Aquastat kit, 3/4" clip on 105° F - 115° F

**Purchase Timer Control

- 599388 24-Hour Programmable Clock/Timer

Reference for replacing Armstrong models

Open systems: Stainless steel and lead-free bronze body pumps

Competitor cross-reference for Armstrong							Open systems: Stainless steel and lead-free bronze body pumps					
Armstrong model type	Port to port length [in]	Flange size/ conn. type	Grundfos model type	Port to port length [in]	Flange size/ conn. type	Grundfos product number						
						1x115V	1x208V	1x230V	3x208V	3x230V	3x460V	
Astro 20B050S	5"	1/2" Sweat	UP 15-10 B5	5"	1/2" Sweat	59896213	-	-	-	-	-	
Astro 20B050S-LC	5"	1/2" Sweat	UP 15-10 B5/LC	5"	1/2" Sweat	59896214	-	-	-	-	-	
Astro 20B050S-T	5"	1/2" Sweat	UP 15-10 B5/TLC	5"	1/2" Sweat	59896215	-	-	-	-	-	
Astro 20B050S-TA	5"	1/2" Sweat	-	-	-	-	-	-	-	-	-	
Astro 20B075S	5"	3/4" Sweat	UP 15-10 B7	6-3/8"	3/4" Sweat	59896226	-	-	-	-	-	
Astro 20B075S-LC	5"	3/4" Sweat	UP 15-10 B7/LC	6-3/8"	3/4" Sweat	59896209	-	-	-	-	-	
Astro 20B075S-T	5"	3/4" Sweat	UP 15-10 B7/TLC	6-3/8"	3/4" Sweat	59896210	-	-	-	-	-	
Astro 20B075S-TA	5"	3/4" Sweat	-	-	-	-	-	-	-	-	-	
Astro 20BF-LC	6-3/8"	2-Bolt Flange	-	-	-	-	-	-	-	-	-	
Astro 20BF-T	6-3/8"	2-Bolt Flange	-	-	-	-	-	-	-	-	-	
Astro 20BF-TA	6-3/8"	2-Bolt Flange	-	-	-	-	-	-	-	-	-	
Astro 20BU	5"	1-1/4" Union	UP 15-29 SU	5-7/8"	1-1/4" Union	59896775	-	59896784	-	-	-	
Astro 20BU-T	5"	1-1/4" Union	UP 15-29 SU/TLC	5-7/8"	1-1/4" Union	59896777	-	-	-	-	-	
Astro 20BU-TA	5"	1-1/4" Union	-	-	-	-	-	-	-	-	-	
Astro 225BS	5"	1/2" Sweat	UPS 15-35 SFC	6-1/2"	2-Bolt Flange*	59896772	-	-	-	-	-	
Astro 225BS	5"	3/4" Sweat	UPS 15-35 SFC	6-1/2"	2-Bolt Flange*	59896772	-	-	-	-	-	
Astro 220SSU	6"	1-1/4" Union	UPS 15-35 SUC	5-7/8"	1-1/4" Union	59896778	-	-	-	-	-	
Astro 225SSU	6"	1-1/4" Union	UPS 15-35 SUC	5-7/8"	1-1/4" Union	59896778	-	-	-	-	-	
Astro 230SSU	6-3/8"	1-1/4" Union	UPS 15-55 SUC	6-1/2"	2-Bolt Flange	-	-	59896786	-	-	-	
Astro 250SSU	6-3/8"	1-1/4" Union	-	-	-	-	-	-	-	-	-	
Astro 25B050S	5"	1/2" Sweat	UP 15-18 B5	5"	1/2" Sweat	59896114	-	59896118	-	-	-	
Astro 25B050S-LC	5"	1/2" Sweat	UP 15-18 B5/LC	5"	1/2" Sweat	59896211	-	-	-	-	-	
Astro 25B050S-T	5"	1/2" Sweat	UP 15-18 B5/TLC	5"	1/2" Sweat	59896212	-	-	-	-	-	
Astro 25B050S-TA	5"	1/2" Sweat	-	-	-	-	-	-	-	-	-	
Astro 25B075S	5"	3/4" Sweat	UP 15-18 B7	6-3/8"	3/4" Sweat	59896121	-	59896119	-	-	-	
Astro 25B075S-LC	5"	3/4" Sweat	UP 15-18 B7/LC	6-3/8"	3/4" Sweat	59896229	-	-	-	-	-	
Astro 25B075S-T	5"	3/4" Sweat	UP 15-18 B7/TLC	6-3/8"	3/4" Sweat	59896230	-	-	-	-	-	
Astro 25B075S-TA	5"	3/4" Sweat	-	-	-	-	-	-	-	-	-	
Astro 25BU	6"	1-1/4" Union	UPS 15-29 SU	5-7/8"	1-1/4" Union	59896775	-	59896784	-	-	-	
Astro 25BU-LC	6"	1-1/4" Union	UPS 15-29 SU/LC	5-7/8"	1-1/4" Union	59896776	-	-	-	-	-	
Astro 25BU-T	6"	1-1/4" Union	UPS 15-29 SUC/TLC	5-7/8"	1-1/4" Union	59896777	-	-	-	-	-	
Astro 25BU-TA	6"	1-1/4" Union	-	-	-	-	-	-	-	-	-	
Astro 30B	6-3/8"	2-Bolt Flange-R	UPS 15-55 SFC	6-1/2"	2-Bolt Flange*	59896773	-	-	-	-	-	
Astro 30B-LC	6-3/8"	2-Bolt Flange-R	Alpha 15-55 SF/LC	6-1/2"	2-Bolt Flange*	59896834	-	-	-	-	-	
Astro 30B-T	6-3/8"	2-Bolt Flange-R	-	-	-	-	-	-	-	-	-	
Astro 30B-TA	6-3/8"	2-Bolt Flange-R	-	-	-	-	-	-	-	-	-	
Astro 30B-3	6-3/8"	2-Bolt Flange-R	UPS 15-55 SFC	6-1/2"	2-Bolt Flange*	59896773	-	-	-	-	-	
			Alpha 15-55 SF	6-1/2"	2-Bolt Flange*	59896879	-	-	-	-	-	
Astro 50B	6-3/8"	2-Bolt Flange-R	UPS 26-99 BFC	6-1/2"	2-Bolt Flange*	52722518	-	52722519	-	-	-	
			Magna 32-100FN	6-1/2"	2-Bolt Flange	-	98052760	98052760	98052760	98052760	-	
Astro 50B-LC	6-3/8"	2-Bolt Flange-R	-	-	-	-	-	-	-	-	-	
Astro 50B-T	6-3/8"	2-Bolt Flange-R	-	-	-	-	-	-	-	-	-	
Astro 50B-TA	6-3/8"	2-Bolt Flange-R	-	-	-	-	-	-	-	-	-	
Astro 50B-3	6-3/8"	2-Bolt Flange-R	UPS 26-99 BFC	6-1/2"	2-Bolt Flange*	52722518	-	52722519	-	-	-	
			Magna 32-100FN	6-1/2"	2-Bolt Flange	-	98052760	98052760	98052760	98052760	-	
Astro 70B	6-3/8"	2-Bolt Flange	-	-	-	-	-	-	-	-	-	
Astro 70B-LC	6-3/8"	2-Bolt Flange	-	-	-	-	-	-	-	-	-	
Astro 70B-T	6-3/8"	2-Bolt Flange	-	-	-	-	-	-	-	-	-	
Astro 70B-TA	6-3/8"	2-Bolt Flange	-	-	-	-	-	-	-	-	-	
S25B	6-1/2"	Flange	UPS 43-44 BFC	8-1/2"	2-Bolt Flange	52722520	-	52722521	-	-	-	
			Magna 32-100FN	6-1/2"	2-Bolt Flange	-	98052760	98052760	98052760	98052760	-	
S35B	8-1/2"	2" NPT	UPS 43-44 BFC	8-1/2"	2-Bolt Flange*	52722520	-	52722521	-	-	-	
H32B	8-1/2"	Flange	UPS 43-44 BFC	8-1/2"	2-Bolt Flange	52722520	-	52722521	-	-	-	
			Magna 32-100FN	6-1/2"	2-Bolt Flange	-	98052760	98052760	98052760	98052760	-	

* May not match specific competitive flange orientation.

Grundfos provides no guarantee as to the accuracy of competitor information listed herein.

Closed systems: Cast iron body pumps

Competitor cross-reference for Armstrong Closed systems: Cast iron body pumps											
Armstrong model type	Port to port length [in]	Flange size/ conn. type	Grundfos model type	Port to port length [in]	Flange size/ conn. type	Grundfos product number					
						1x115V	1x208V	1x230V	3x208V	3x230V	3x460V
Astro 230CI	6-3/8"	2-Bolt Flange	UPS 15-58 FC	6-1/2"	2-Bolt Flange	59896341	-	-	-	-	-
			Alpha 15-55 FC	6-1/2"	2-Bolt Flange	59896877	-	-	-	-	-
Astro 230CI-R	6-3/8"	2-Bolt Flange-R	UPS 15-58 FRC	6-1/2"	2-Bolt Flange	59896343	-	-	-	-	-
			Alpha 15-55 FRC	6-1/2"	2-Bolt Flange	59896878	-	-	-	-	-
Astro 250CI	6-3/8"	2-Bolt Flange	UPS 26-99 FC	6-1/2"	2-Bolt Flange	52722512	-	52722513	-	-	-
			Magna 32-100 F	6-1/2"	2-Bolt Flange	-	98071396	98071396	98071396	98071396	-
Astro 250CI-R	6-3/8"	2-Bolt Flange-R	-	-	-	-	-	-	-	-	-
Astro 20F	6-3/8"	2-Bolt Flange-R	-	-	-	-	-	-	-	-	-
Astro 30	6-3/8"	2-Bolt Flange-R	UPS 15-58 FRC	6-1/2"	2-Bolt Flange-R	59896343	-	-	-	-	-
			Alpha 15-55 FRC	6-1/2"	2-Bolt Flange	59896878	-	-	-	-	-
			UP 15-42 FR	6-1/2"	2-Bolt Flange-R	59896167	-	59896274	-	-	-
Astro 30-3	6-3/8"	2-Bolt Flange	UPS 15-58 FC	6-1/2"	2-Bolt Flange	59896341	-	-	-	-	-
			Alpha 15-55 FC	6-1/2"	2-Bolt Flange	59896877	-	-	-	-	-
Astro 50	6-3/8"	2-Bolt Flange-R	UPS 26-99 FC	6-1/2"	2-Bolt Flange*	52722512	-	52722513	-	-	-
Astro 50-3	6-3/8"	2-Bolt Flange	UPS 26-99 FC	6-1/2"	2-Bolt Flange	52722512	-	52722513	-	-	-
Astro 70	6-3/8"	2-Bolt Flange	-	-	-	-	-	-	-	-	-
S25	6-1/2"	Flange	UPS 26-99 FC	6-1/2"	2-Bolt Flange	52722512	-	52722513	-	-	-
			Magna 32-100 F	6-1/2"	2-Bolt Flange	-	98071396	98071396	98071396	98071396	-
H32	8-9/16"	2-Bolt Flange-R	UPS 43-44 FC	8-1/2"	2-Bolt Flange*	52722514	-	52722515	-	-	-
			Magna 32-100 F	6-1/2"	2-Bolt Flange	-	98071396	98071396	98071396	98071396	-
S35	8-1/2"	2" Flange - R	UPS 50-44 F	8-1/2"	2" 4-Bolt Flange	-	-	-	-	-	-

* May not match specific competitive flange orientation.

Grundfos provides no guarantee as to the accuracy of competitor information listed herein.

Reference for replacing Wilo models

Open systems: Stainless steel and lead-free bronze body pumps

Competitor cross-reference for Wilo							Open systems: Stainless steel and lead-free bronze body pumps					
Wilo model type	Port to port length [in]	Flange size/ conn. type	Grundfos model type	Port to port length [in]	Flange size/ conn. type	Grundfos product number						
						1x115V	1x208V	1x230V	3x208V	3x230V	3x460V	
Star Z-15 BN5	3-1/8"	1/2" Union NPT	UP 10-16 BN5/ATLC	3-1/8"	1/2" FNPT	97525921	-	-	-	-	-	
Star Z-15 BS5	3-1/8"	1/2" Sweat	UP 10-16 B5/ATLC	3-1/8"	1/2" Sweat	97525908	-	-	-	-	-	
Star Z-15 BS7	3-1/8"	3/4" Sweat	UP 10-16 B5/ATLC	3-1/8"	1/2" Sweat*	97525908	-	-	-	-	-	
Star 3 BS 5	5"	1/2" Sweat	UP 15-10 B5	5"	1/2" Sweat	59896213	-	-	-	-	-	
Star 3 BS 7	5"	3/4" Sweat	UP 15-10 B7	6-3/8"	3/4" Sweat	59896226	-	-	-	-	-	
Star 5 B	6-3/8"	2-Bolt Flange	-	-	-	-	-	-	-	-	-	
Star 5 BU	6"	3/4" Union	-	-	-	-	-	-	-	-	-	
		1" Union	-	-	-	-	-	-	-	-	-	
Star 5 BFX	6-3/8"	2-Bolt Flange-R	-	-	-	-	-	-	-	-	-	
Star 8 BS 5	5"	1/2" Sweat	UP 15-18 B5	5"	1/2" Sweat	59896114	-	59896118	-	-	-	
Star 8 BS 7	5"	3/4" Sweat	UP 15-18 B7	5"	3/4" Sweat	59896121	-	59896119	-	-	-	
Star 11 BF	6-3/8"	2-Bolt Flange	UP 15-29 SF	6-1/2"	2-Bolt Flange	59896771	-	-	-	-	-	
Star 11 BU	6"	3/4" Union	UP 15-29 SU	6-1/2"	Union*	59896775	-	59896784	-	-	-	
		1" Union	UP 15-29 SU	6-1/2"	Union*	59896775	-	59896784	-	-	-	
Star 16 SF	6-3/8"	2-Bolt Flange	UPS 15-55 SFC	6-1/2"	2-Bolt Flange	59896773	-	-	-	-	-	
			Alpha 15-55 FC	6-1/2"	2-Bolt Flange	59896877	-	-	-	-	-	
Star 16 BFX	6-3/8"	2-Bolt Flange-R	UPS 15-55 SFC	6-1/2"	2-Bolt Flange*	59896773	-	-	-	-	-	
			Alpha 15-55 FC	6-1/2"	2-Bolt Flange*	59896877	-	-	-	-	-	
Star S 16 BFX	6-3/8"	2-Bolt Flange-R	UPS 15-55 SFC	6-1/2"	2-Bolt Flange*	59896773	-	-	-	-	-	
			Alpha 15-55 FC	6-1/2"	2-Bolt Flange*	59896877	-	-	-	-	-	
Star 21 BF	6-3/8"	2-Bolt Flange	UPS 15-55 SFC	6-1/2"	2-Bolt Flange	59896773	-	-	-	-	-	
			Alpha UP15-55 SFC	6-1/2"	2-Bolt Flange	59896879	-	-	-	-	-	
Star 21 BFX	6-3/8"	2-Bolt Flange-R	UPS 15-55 SFC	6-1/2"	2-Bolt Flange*	59896773	-	-	-	-	-	
			Alpha UP15-55 SFC	6-1/2"	2-Bolt Flange*	59896879	-	-	-	-	-	
Star 21 SF	6-3/8"	2-Bolt Flange	UPS 15-55 SFC	6-1/2"	2-Bolt Flange	59896773	-	-	-	-	-	
			Alpha UP15-55 SFC	6-1/2"	2-Bolt Flange	59896879	-	-	-	-	-	
Star S 21 BFX	6-3/8"	2-Bolt Flange-R	UPS 15-55 SFC	6-1/2"	2-Bolt Flange*	59896773	-	-	-	-	-	
			Alpha UP15-55 SFC	6-1/2"	2-Bolt Flange*	59896879	-	-	-	-	-	
Star 30 BU	6"	3/4" Union	UPS 26-96 BF	6-1/2"	2-Bolt Flange*	52722336	-	52722334	-	-	-	
		3/4" Union	Magna 32-100FN	6-1/2"	2-Bot Flange*	-	98052760	98052760	98052760	98052760	-	
		1" Union	UPS 26-96 BF	6-1/2"	2-Bolt Flange*	52722336	-	52722334	-	-	-	
		1" Union	Magna 32-100FN	6-1/2"	2-Bot Flange*	-	98052760	98052760	98052760	98052760	-	
Star 32 BF	6-3/8"	2-Bolt Flange	-	-	-	-	-	-	-	-	-	
Stratos ECO 16BFX	6-1/2"	2-Bolt Flange-R	Alpha UP15-55 SFC	6-1/2"	2-Bolt Flange*	59896879	-	-	-	-	-	

* May not match specific competitive flange orientation.

Grundfos provides no guarantee as to the accuracy of competitor information listed herein.

Closed systems: Cast iron body pumps

Competitor cross-reference for Wilo							Closed systems: Cast iron body pumps					
Wilo model type	Port to port length [in]	Flange size/ conn. type	Grundfos model type	Port to port length [in]	Flange size/ conn. type	Grundfos product number						
						1x115V	1x208V	1x230V	3x208V	3x230V	3x460V	
Star 5 FX	6-3/8"	2-Bolt Flange-R	UP 15-10 FR	6-1/2"	2-Bolt Flange-R	59896249	-	-	-	-	-	
Star 16 F	6-3/8"	2-Bolt Flange	UP 15-10 F	6-1/2"	2-Bolt Flange	59896248	-	-	-	-	-	
Star 16 FX	6-3/8"	2-Bolt Flange-R	UPS 15-58 FRC	6-1/2"	2-Bolt Flange-R	59896343	-	-	-	-	-	
			Alpha 15-55 FRC	6-1/2"	2-Bolt Flange-R	59896878	-	-	-	-	-	
Star S 16 F	6-3/8"	2-Bolt Flange	UPS 15-58 FC	6-1/2"	2-Bolt Flange	59896341	-	-	-	-	-	
			Alpha 15-55 FC	6-1/2"	2-Bolt Flange	59896877	-	-	-	-	-	
Star S 16 FX	6-3/8"	2-Bolt Flange-R	UPS 15-58 FRC	6-1/2"	2-Bolt Flange-R	59896343	-	-	-	-	-	
			Alpha 15-55 FRC	6-1/2"	2-Bolt Flange-R	59896878	-	-	-	-	-	
Star 17 FX	8-1/2"	2-Bolt Flange-R	UPS 43-44 FC	8-1/2"	2-Bolt Flange*	52722514	-	52722515	-	-	-	
Star 21 F	6-3/8"	2-Bolt Flange	Alpha UP15-55 FC	6-1/2"	2-Bolt Flange	59896877	-	-	-	-	-	
Star 21 FX	6-3/8"	2-Bolt Flange-R	Alpha UP15-55 FRC	6-1/2"	2-Bolt Flange-R	59896878	-	-	-	-	-	
Star S 21 F	6-3/8"	2-Bolt Flange	Alpha UP15-55 FC	6-1/2"	2-Bolt Flange	59896877	-	-	-	-	-	
Star S 21 FX	6-3/8"	2-Bolt Flange-R	Alpha UP15-55 FRC	6-1/2"	2-Bolt Flange-R	59896878	-	-	-	-	-	
Star 30 F	6-1/2"	2-Bolt Flange	UPS 26-99 FC	6-1/2"	2-Bolt Flange	52722512	-	52722513	-	-	-	
			Magna 32-100FN	6-1/2"	2-Bot Flange*	-	98052760	98052760	98052760	98052760	-	
Star 32 F	6-3/8"	2-Bolt Flange	UP 15-100 F	6-1/2"	2-Bolt Flange	59896300	-	-	-	-	-	
Stratos ECO 16F	6-1/2"	2-Bolt Flange	Alpha UP15-55 FC	6-1/2"	2-Bolt Flange	59896877	-	-	-	-	-	
Stratos ECO 16FX	6-1/2"	2-Bolt Flange-R	Alpha UP15-55 FRC	6-1/2"	2-Bolt Flange-R	59896878	-	-	-	-	-	

* May not match specific competitive flange orientation.

Grundfos provides no guarantee as to the accuracy of competitor information listed herein.

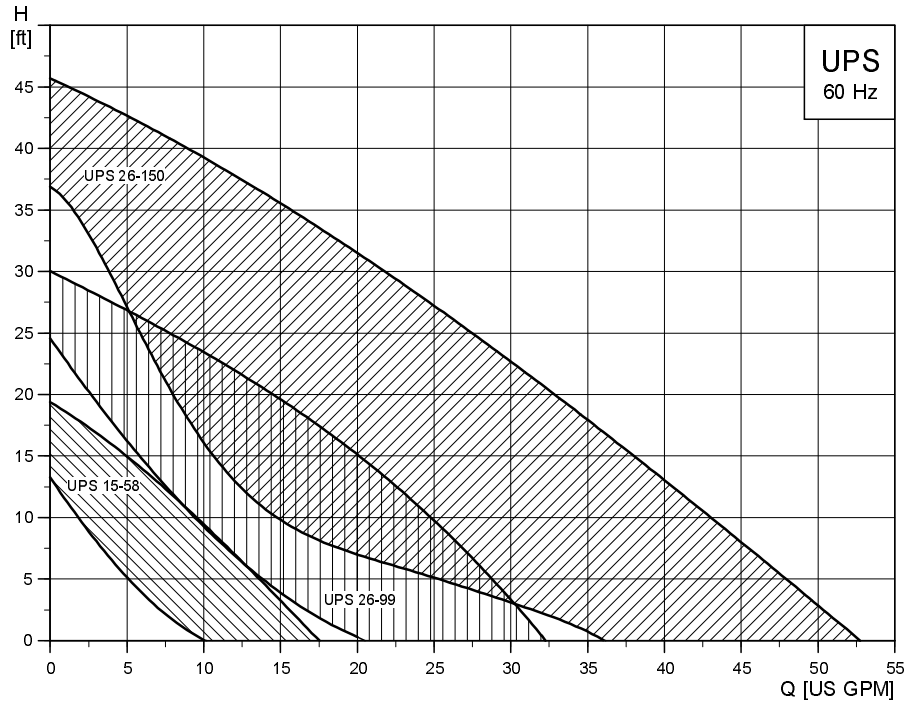
Discontinued products

The table shows which new products replace discontinued products.

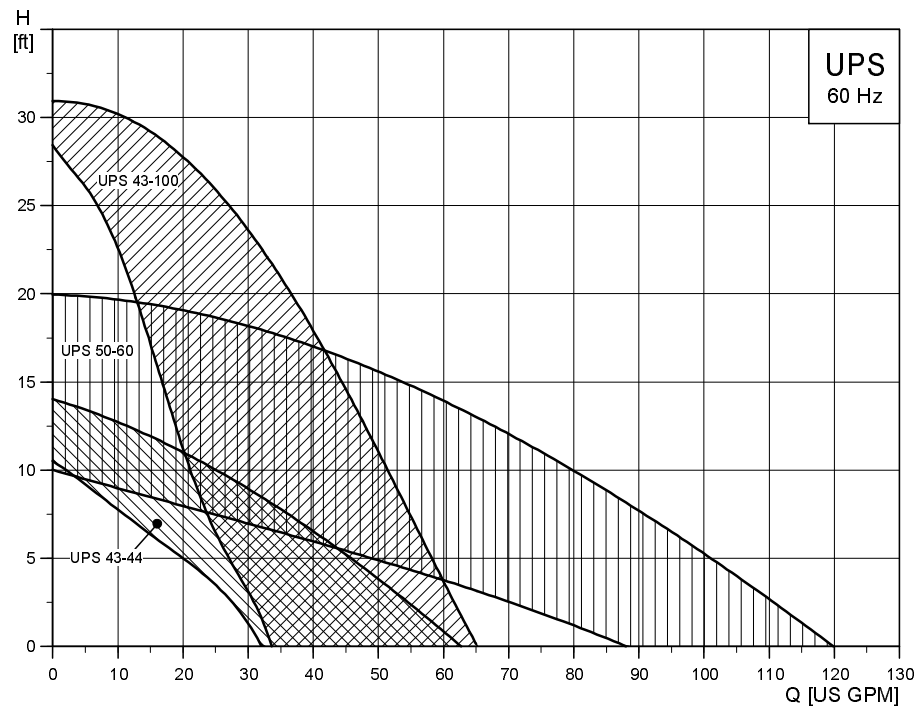
Stainless steel, flanged 115 V			
Old model	Product number	New model	Product number
UP 15-18SF	59896125	UP 15-29SF	59896771
UP 15-42SF	59896171	UPS 15-35SFC	59896772
UPS 15-42SF	59896247		
UP 25-64SF	52722322	UPS 15-55SFC	59896773
Stainless steel, union 115 V			
UP 15-18SU	59896127	UP 15-29SU	59896775
UP 15-18SU/LC	59896231	UP 15-29SU/LC	59896776
UP 15-18SU/TLC	59896232	UP 15-29SU/TLC	59896777
		UPS 15-35SUC	59896778
UP 15-42SU	59896174	UPS 15-35SUC/LC	59896779
		UPS 15-35SUC/TLC	59896780
		UPS 15-55SUC	59896781
UPS 15-42SU, UP 25-64 SU	59896130, 52722322	UPS 15-55SUC/LC	59896782
		UPS 15-55SUC/TLC	59896783
Stainless steel, union 230 V			
UP 15-18SU	59896130	UP 15-29SU	59896784
UP 15-42SU	59896172	UP 15-35SUC	59896785
UP 25-64SU	52722323	UP 15-55SUC	59896786

2. Performance ranges

3-speed

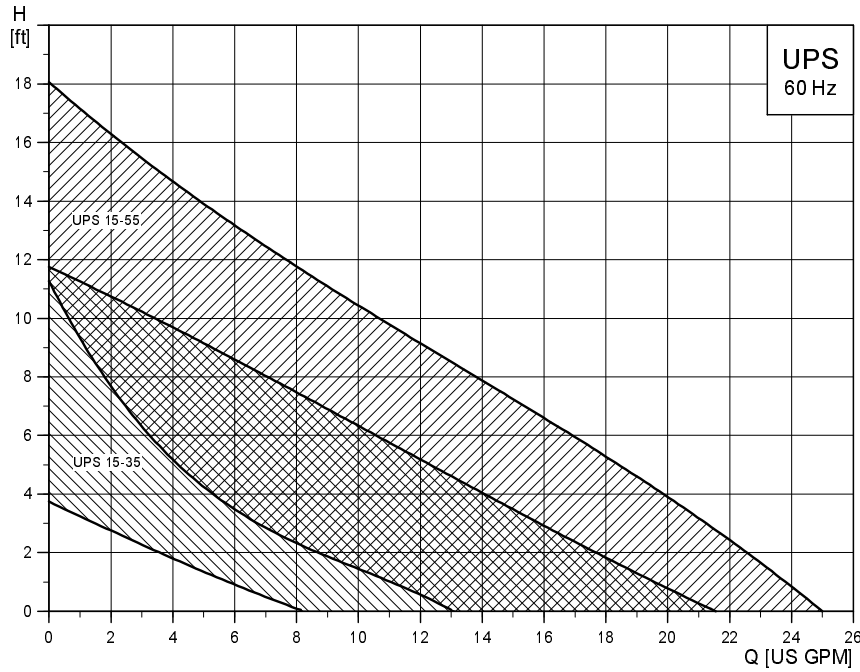


TM04 5461 3109



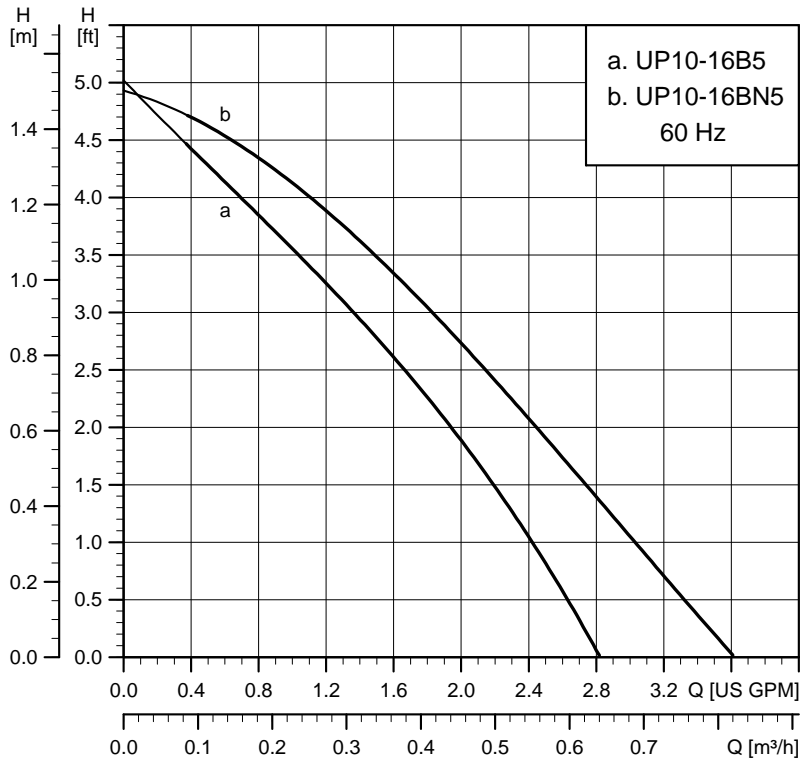
TM04 5460 3109

3-speed stainless steel



TM04 5462 3109

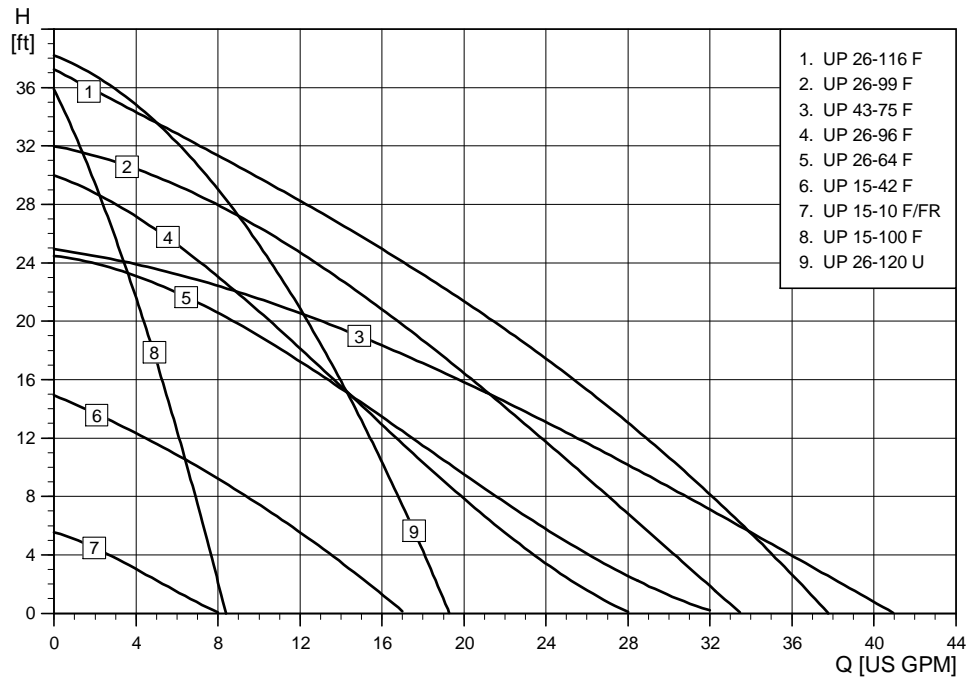
Comfort pump



TM03 8851 2807

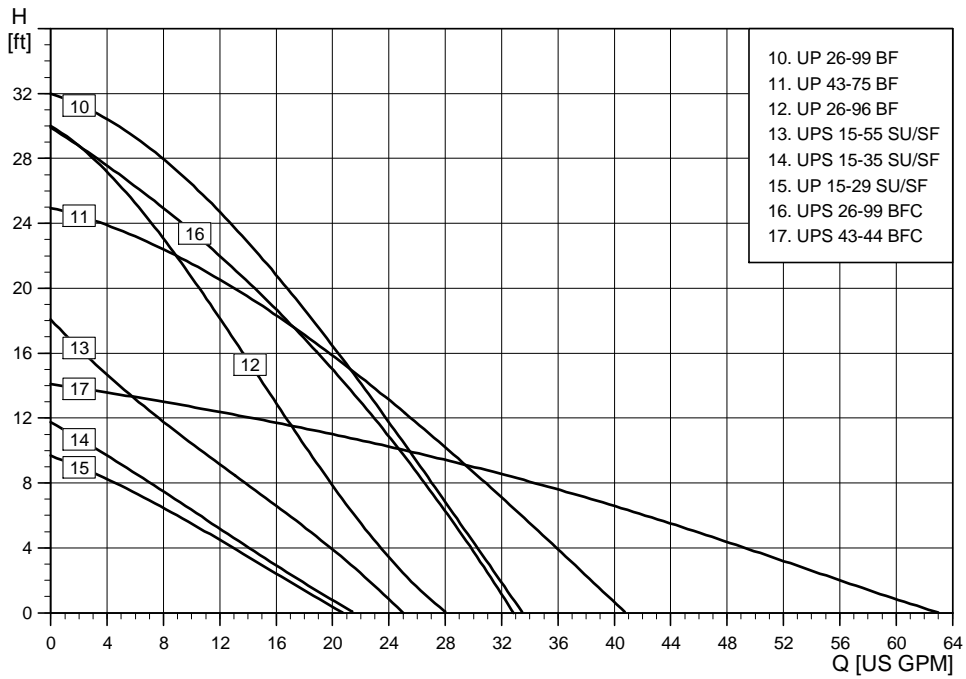
Note: a. UP 10-16 B5 b. UP 10-16 BN5

Closed systems



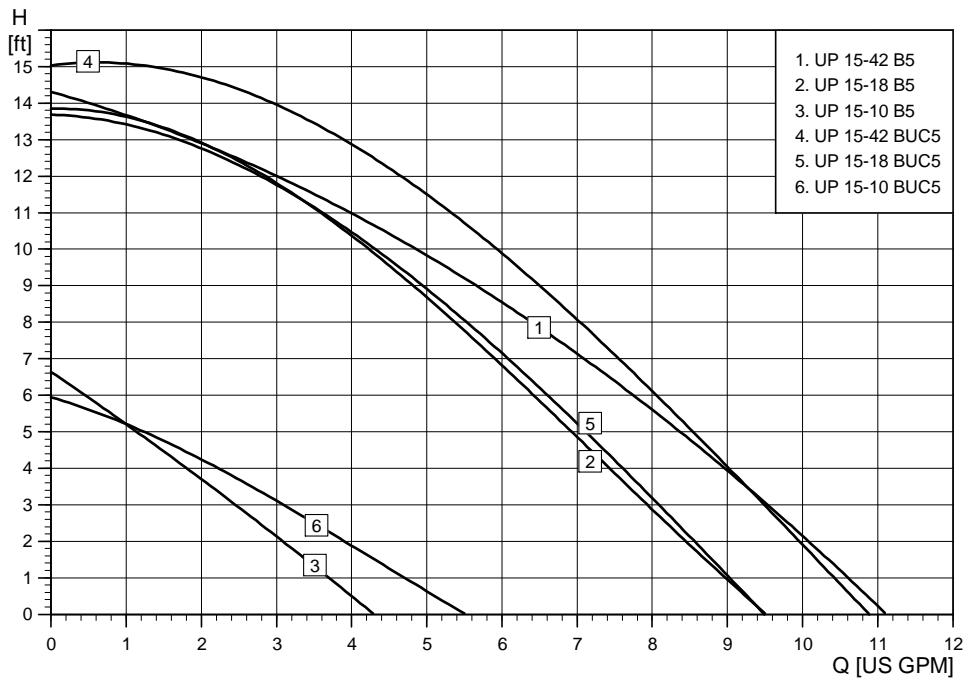
TM03 9128 3407

Open systems



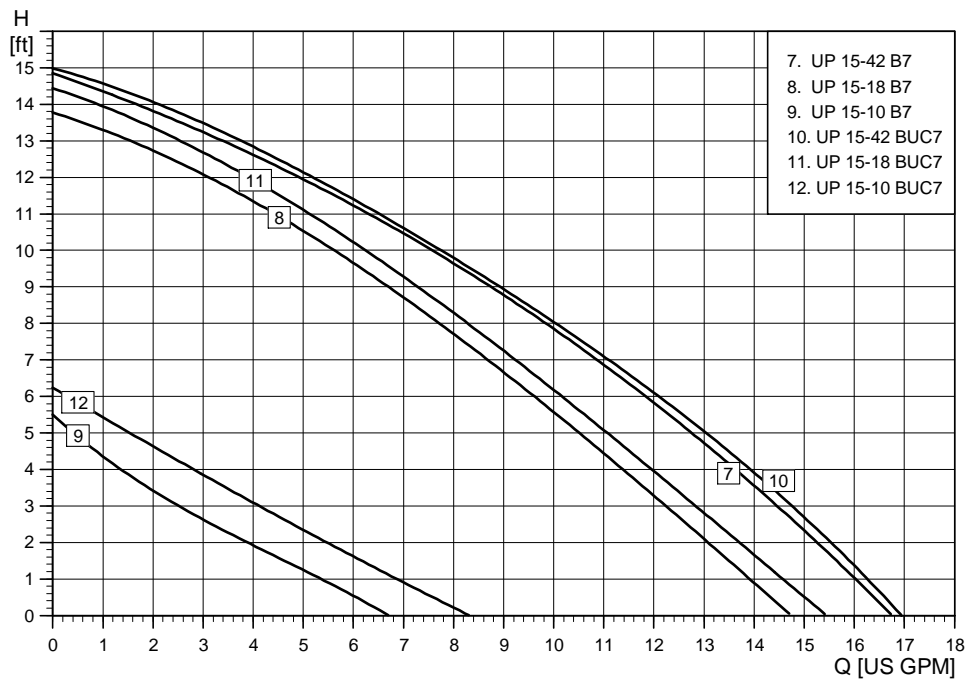
TM03 9129 3507

Open systems 1/2"



TM03 9131 3507

Open systems 3/4"



TM03 9132 3507

3. Product range

Cast iron

Closed systems	Product number		Flow		Head		Flanged	Union	NPT	Sweat	Check valve	Page
	115 V	230 V	[gpm]	[(m ³ h)]	[ft]	[m]						
UP 15-10 F	59896248	-	0-8	0-1.8	0-5	0-1.5	●					38
UP 15-10 FR	59896249	-	0-8	0-1.8	0-5	0-1.5	●					38
UP 15-42 FC/MR*	59896804	-	0-16	0-3.6	0-14	0-4.3	●				●	50
UP 15-42 F	59896155	59896173	0-17	0-3.9	0-15	0-4.6	●					48
UP 15-42 FR	59896167	59896274	0-17	0-3.9	0-15	0-4.6	●					48
UP 15-42 F/VS*	59896807	-	0-16	0-3.6	0-15	0-4.6	●					51
UPS 15-42 F	-	59896180	0-17	0-3.9	0-16	0-4.9	●					49
UPS 15-58 FC	59896341	-	0-17	0-3.9	0-19	9-5.8	●				●	56
UPS 15-58 FRC	59896343	-	0-17	0-3.9	0-19	0-5.8	●				●	56
UP 15-100 F	59896300	-	0-8.5	0-1.9	0-33	0-10.1	●					57
UP 26-64 F	52722330	52722327	0-32	0-7.3	0-24	0-7.3	●					58
UP 26-64 F/VS*	52722553	-	0-34	0-7.7	0-24	0-7.3	●					59
UP 26-96 F	52722341	52722338	0-27	0-6.1	0-30	0-9.1	●					60
UP 26-96 F/VS*	52722552	-	0-32	0-7.3	0-30	0-9.1	●					61
UP 26-99 F	52722355	52722351	0-34	0-7.7	0-32	0-9.8	●					62
UPS 26-99 FC	52722512	52722513					●				●	63
UP 26-116 F	-	52722377	0-38	0-8.6	0-37	0-11.3	●					64
UP 26-120 U	52722435	52722436	0-19	0-4.3	0-38	0-11.6		●				65
UPS 26-150 F	95906630	95906631	0-51	0-11.6	0-45	0-13.7	●					66
UP 43-44 F	52722437	52722438	0-64	0-14.5	0-13	0-4.0	●					67
UPS 43-44 FC	52722514	52722515					●				●	68
UP 43-70 F	96439644	-	15-85	3.4-19.3	1-24	.3-7.3	●					69
UP 43-75 F	52722373	52722372	0-40	0-9.1	0-26	0-7.9	●					70
UPS 43-100 F	95906636	95906637	0-65	0-14.8	0-31	0-9.4	●					71
UP 43-110 F	96439643	-	0-90	0-20.4	1-37	.3-11.3	●					72
UPS 50-44 F	52722557	52722558	0-65	0-14.8	0-14	0-4.3	●					73
UPS 50-60 F	97523134	97523135	0-125	0-28.4	0-21	0-6.4	●					74
UP 50-75 F	52722352	52722353	0-40	0-9.1	0-25	0-7.62	●					75

* Note: VS - variable speed, MR - MixiMizer, SU7P

Bronze

Open systems	Product number		Flow		Head		Flanged	Union	NPT	Sweat	Check valve	Timer	Line cord	Aqua Stat	Page
	115 V	230 V	[gpm]	[m ³ h]	[ft]	[m]									
UP 10-16 B5/LC	96433894	-	0-3	0-0.7	0-5	0-1.5				●					35
UP 10-16 B5/TLC	96433895	-	0-3	0-0.7	0-5	0-1.5				●	●	●			35
UP 10-16 B5/ATLC	96433896	-	0-3	0-0.7	0-5	0-1.5				●	●	●	●		35
UP 10-16 BN5/LC	96433897	-	0-3	0-0.7	0-5	0-1.5			●				●		35
UP 10-16 BN5/TLC	96433898	-	0-3	0-0.7	0-5	0-1.5			●		●	●			35
UP 10-16 BN5/ATLC	96433899	-	0-3	0-0.7	0-5	0-1.5			●		●	●	●		35
UP 10-16 BU/ATLC	96433902	-	0-3	0-0.7	0-5	0-1.5	●				●	●	●	●	35
UP 15-10 B5	59896213	-	0-9	0-2.0	0-6	0-1.8				●					36
UP 15-10 B5/LC	59896214	-	0-9	0-2.0	0-6	0-1.8				●			●		36
UP 15-10 B5/TLC	59896215	-	0-9	0-2.0	0-6	0-1.8				●	●	●			36
UP 15-10 B7	59896226	-	0-9	0-2.0	0-6	0-1.8				●					36
UP 15-10 B7/LC	59896209	-	0-9	0-2.0	0-6	0-1.8				●			●		36
UP 15-10 B7/TLC	59896210	-	0-9	0-2.0	0-6	0-1.8				●	●	●			36
UP 15-10 BUC5	59896225	-	0-9	0-2.0	0-6	0-1.8		●			●				37
UP 15-10 BUC5/LC	59896237	-	0-9	0-2.0	0-6	0-1.8		●			●		●		37
UP 15-10 BUC5/TLC	59896238	-	0-9	0-2.0	0-6	0-1.8		●			●	●	●		37
UP 15-10 BUC7	59896241	-	0-9	0-2.0	0-6	0-1.8		●			●				37
UP 15-10 BUC7/LC	59896239	-	0-9	0-2.0	0-6	0-1.8		●			●		●		37
UP 15-10 BUC7/TLC	59896240	-	0-9	0-2.0	0-6	0-1.8		●			●	●	●		37
UP 15-18 B5	59896114	59896118	0-15	0-3.4	0-14	0-4.3				●					40
UP 15-18 B5/LC	59896211	-	0-15	0-3.4	0-14	0-4.3				●			●		40
UP 15-18 B5/TLC	59896212	-	0-15	0-3.4	0-14	0-4.3				●	●	●			40
UP 15-18 B7	59896121	59896119	0-15	0-3.4	0-14	0-4.3				●					40
UP 15-18 B7/LC	59896229	-	0-15	0-3.4	0-14	0-4.3				●			●		40
UP 15-18 B7/TLC	59896230	-	0-15	0-3.4	0-14	0-4.3				●	●	●			40
UP 15-18 BUC5	59896123	-	0-12	0-2.7	0-16	0-4.9		●			●				41
UP 15-18 BUC7	59896124	-	0-12	0-2.7	0-16	0-4.9		●			●				41
UP 15-42 B5	59896145	59896142	0-17	0-3.9	0-15	0-4.6				●					45
UP 15-42 B5/LC	59896233	-	0-17	0-3.9	0-15	0-4.6				●			●		45
UP 15-42 B5/TLC	59896234	-	0-17	0-3.9	0-15	0-4.6				●	●	●			45
UP 15-42 B7	59896146	59896149	0-17	0-3.9	0-15	0-4.6				●					45
UP 15-42 B7/LC	59896235	-	0-17	0-3.9	0-15	0-4.6				●			●		45
UP 15-42 B7/TLC	59896236	-	0-17	0-3.9	0-15	0-4.6				●	●	●			45
UP 15-42 BUC5	59896150	-	0-16	0-3.6	0-15	0-4.6		●			●				46
UP 15-42 BUC7	59896151	-	0-16	0-3.6	0-15	0-4.6		●			●				46
UP 15-42 BUC5/MR*	59896805	-	0-8	0-1.8	0-14	0-4.3		●			●				46
UP 15-42 BUC7/MR*	59896806	-	0-14	0-3.2	0-15	0-4.6		●			●				46
UP 26-96 BF	52722336	52722334	0-27	0-6.1	0-30	0-9.1	●								60
UP 26-99 BF	52722347	52722346	0-34	0-7.7	0-32	0-9.8	●								62
UPS 26-99 BFC	52722518	52722519	0-33	0-7.5	0-29	0-8.8	●				●				63
UP 26-116 BF	-	52722393	0-38	0-8.6	0-37	0-11.3	●								64
UP 43-44 BF	52722439	52722440	0-64	0-14.5	0-13	0-4.0	●								67
UPS 43-44 BFC	52722520	52722521	0-63	0-14.3	0-13	0-4.0	●				●				68
UP 43-75 BF	52722370	52722369	0-45	0-10.2	0-26	0-7.9	●								70

* Note: MR - MixiMizer

Stainless steel

Open systems	Product number		Flow		Head		Flanged	Union	NPT	Sweat	Check valve	Timer	Line cord	Page
	115 V	230 V	[gpm]	[m ³ h]	[ft]	[m]								
UP 15-10 SU7P/TLC*	595916	-	0-3	0-7	0-3	0-0.9		•	•		•		•	39
UP 15-29 SF	59896771	-	0-22	0-5.0	0-10	0-3.0	•							42
UP 15-29 SU	59896775	59896784	0-22	0-5.0	0-10	0-3.0		•						42
UP 15-29 SU/LC	59896776	-	0-22	0-5.0	0-10	0-3.0		•					•	42
UP 15-29 SUC/TLC	59896777	-	0-22	0-5.0	0-10	0-3.0		•		•	•		•	42
UP 15-35 SUC	-	59896785	0-22	0-5.0	0-12	0-3.7		•		•				43
UPS 15-35 SFC	59896772	-	0-22	0-5.0	0-12	0-3.7	•			•				44
UPS 15-35 SUC	59896778	-	0-22	0-5.0	0-12	0-3.7		•		•				44
UP 15-35 SUC/TLC	59896780	-	0-22	0-5.0	0-12	0-3.7		•		•	•		•	43
UP 15-55 SUC	-	59896786	0-25	0-5.7	0-18	0-5.5		•		•				52
UPS 15-55 SFC	59896773	-	0-25	0-5.7	0-18	0-5.5	•			•				53
UPS 15-55 SUC	59896781	-	0-25	0-5.7	0-18	0-5.5		•		•				52
UPS 15-55 SUC/TLC	59896783	-	0-25	0-5.7	0-18	0-5.5		•		•	•		•	53
UPS 26-150 SF	95906632	95906633	0-51	0-11.6	0-47	0-14.3	•							66
UPS 43-100 SF	95906638	95906639	0-68	0-15.4	0-33	0-10.0	•							71
UPS 50-60 SF	97523136	97523137	0-125	0-28.4	0-21	0-6.4	•							74

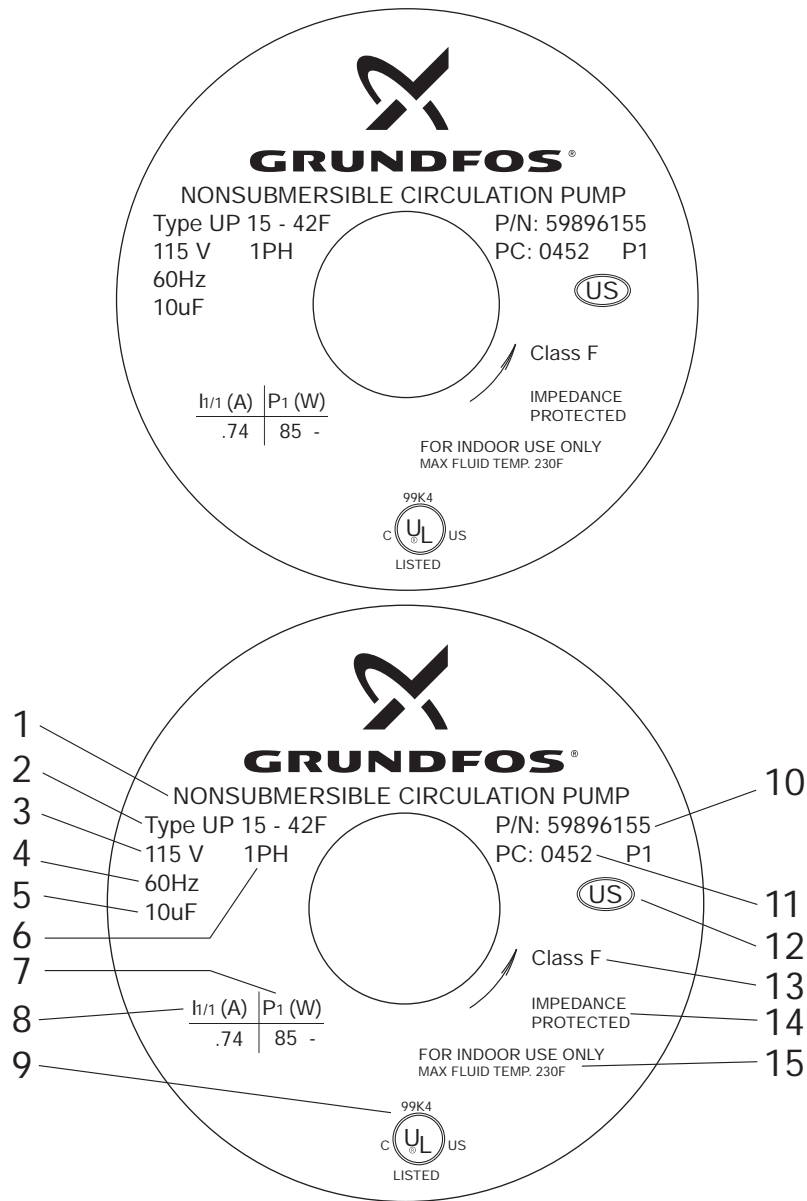
* Note: Comfort system with 3/4" MXF NPT

4. Identification

Type key

Example	UP	S	15	-58	()	F	C	/
Circulator pump								
S: 3 speed								
10: Comfort series								
15: Small stator UP								
25, 26, 43, 50: Large stator UP								
Maximum head [dm]								
Pump housing								
= Cast iron (no letter = cast iron)								
S = Stainless steel								
B = Bronze								
Pipe connection								
F = Flange								
FR = Flange rotated 90°								
U = Union connection								
5 = 1/2" internal sweat								
7 = 3/4" internal sweat								
N = NPT female thread fitting								
7P = 3/4" male x female connection								
Special features								
A = Thermostat (Aquastat)								
C = Check valve (removable)								
/T = Timer								
/LC = Line cord								
/TLC = Timer line cord								
/VS = Variable speed control								
/MR = Mixing reset control								

Nameplate



TM03 8595 2007

Fig. 1 Nameplate

Pos.	Description	Pos.	Description
1	Non-submersible pump	9	Approval
2	Pump type	10	Product number
3	Voltage	11	04 = year 2004 / 52 = week
4	Frequency	12	US approval
5	Capacitor	13	Isolation, Class
6	1-phase	14	Impedance-protected
7	Power	15	Maximum liquid temperature
8	Current		

5. Applications

The Grundfos circulator pumps, Series UP(S), are specifically designed for heating systems. The pumps are also suitable for circulation of hot domestic water and for circulation of liquid in cooling and air-conditioning systems.

Heating systems

Common uses:

- Boiler/hydronic heating
- Ground-source heat pumps
- Radiant floor heating
- Hydronic and fan-coil heating
- Solar heating
- Heat recovery/heat pumps.

Pump types with cast iron pump housing are generally used for these applications, considered to be closed systems, for pumping water or water/glycol mixtures. However, when water conditions are not compatible with cast iron, we recommend the use of bronze or stainless steel.

Optional variable-speed and mixing-reset controls are available to customize heat output vs heat demand for increased comfort.

Domestic hot-water systems

Common uses:

- Solar water heating
- Hot-water recirculation
- Domestic hot-water heating.

Pump types with bronze, brass or stainless steel pump housing are used for these applications, considered to be open systems, for pumping potable water.

Optional timer and thermostat controls are available to limit pump operation to periods when hot water is required and to save energy.

Cooling systems

Common uses:

- Chilled-water pumping.

Pump types UP(S) 25, 26, 43, 50 and pump housings compatible with the pumped liquids are recommended for chilled water due to their motor construction, which is suitable for 32 °F (0 °C) water.

Construction

The UP(S) pumps are of the canned rotor type, i.e. pump and motor form an integral unit without shaft seal and with only two gaskets for sealing. The bearings are lubricated by the pumped liquid.

The pumps are characterized by:

- Ceramic shaft and radial bearings
- Carbon thrust bearing
- Stainless steel rotor can and bearing plate
- Impeller of corrosion-resistant material
- Pump housing of cast iron, bronze or stainless steel.

Materials of construction

Description (UP closed systems)	Material
Inlet cone, bearing plate, bearing retainers, rotor can, rotor cladding, shaft retainer	Stainless steel
Stator housing	Aluminium
Shaft, upper and lower radial bearings	Aluminium oxide ceramic
Thrust bearing	Carbon bearing and EPDM retainer
Check valve	ACETAL with 302 stainless steel spring and nitrile rubber seats
Pump housing (volute)	Cast iron
O-ring and gaskets	EPDM (ethylene propylene rubber)
Impeller	PES composite (30 % glass-filled)
Terminal box	Noryl® with EPDM gasket

Description (UP open systems)	Material
Inlet cone, bearing plate, bearing retainers, rotor can, rotor cladding, shaft retainer	Stainless steel
Volute retainer (SU & SF models) and stator housing	Aluminium
Shaft, upper and lower radial bearings	Aluminium oxide ceramic
Thrust bearing	Carbon bearing and EPDM retainer
Pump housing (volute)	Silicon bronze C875 or stainless steel 300 series.
O-ring and gaskets	EPDM (ethylene propylene rubber)
Impeller	PES composite (30 % glass-filled)
Terminal box	Noryl® with EPDM gasket

Description (BUC5 and BUC7)	Material
Inlet cone, bearing plate, bearing retainers, rotor can, rotor cladding, shaft retainer, check valve spring	Stainless steel
Stator housing	Aluminium
Shaft, upper and lower radial bearings	Aluminium oxide ceramic
Thrust bearing	Carbon bearing and EPDM retainer
Pump housing (volute)	Silicon bronze C875 lead free
Tail piece and union nut	Brass (UNS C36000)
O-ring and gaskets	EPDM (ethylene propylene rubber)
Impeller	PES composite (30 % glass-filled)
Terminal box	Noryl® with EPDM gasket
Check valve housing, valve and torpedo	ACETAL with 302 stainless steel spring and nitrile rubber seat
Union gasket	EPDM

Installation

The pump must always be installed with horizontal motor shaft.

Proper installation of the pump will have the terminal box located to one side of the pump or the other, with the conduit entry down.

UP(S) can be installed in both vertical and horizontal lines.

UP(S) pumps are intended for indoor use only.

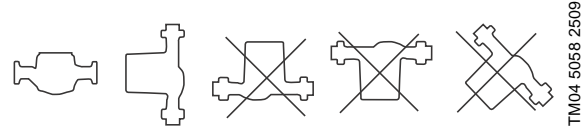


Fig. 2

Motor

The motor is a 2-pole asynchronous squirrel-cage PSC (permanent split capacitor) motor with UL, CUL, ETL and CSA approvals.

UP(S) pumps are available in single-phase 115 V and 230 V versions with one or three speeds.

The terminal box is easily accessible and has functional cable connecting leads or terminals.

Insulation class(es): F, H.

The motor incorporates thermal overload or impedance protection. Therefore, no external motor protection is required.

UP models are single speed.

UPS model pumps are multi-speed, and the speed can be changed by means of a speed selector switch located on the front of the terminal box.

If the speed of UPS 15-35 or 15-55 TLC models has to be changed, the timer control has to be removed before the speed can be changed.

UP models with VS or MR suffixes are variable speed with integrated control.

Depending on pump model, motor horsepowers range from 1/25 to 1/6 and power consumption from 5 to 385 W.

TM04 5058 2509

Pumped liquids

Depending on type, Grundfos circulator pumps are designed for the following liquids:

- Potable water
- Non-potable water
- Water-glycol mixtures
- Chilled water
- Domestic hot water
- Softened water.

If the circulator pump is used for a glycol mixture with a higher viscosity than that of water, the hydraulic performance of the pump will be reduced.

Example: 50 % glycol at 68 °F (20 °C) means a viscosity of approx. 10 cSt and a reduction of pump performance by approx. 15 %.

When selecting a pump, the viscosity of the pumped liquid must be taken into consideration.

Ambient and liquid temperatures

The maximum allowable water temperature is determined by the ambient or surrounding air temperature as shown in the table below.

Maximum water temperature					
Ambient [°F (°C)]	104 (40)	120 (49)	140 (60)	160 (71)	175 (79)
Water, all cast iron [°F (°C)]	230 (110)	220 (104)	210 (99)	190 (88)	175 (79)
Water, all bronze and stainl. steel	220 (104)	210 (99)	190 (88)	175 (79)	
*exceptions below					
UP/UPS 15 FC and UP 43 FC [°F (°C)]	200 (93)	190 (88)	180 (82)	170 (77)	
UP 15BUC5 and UP 15BUC7 [°F (°C)]	200 (93)	190 (88)	180 (82)	170 (77)	
UPS 15-35 [°F (°C)]	165 (74)	140 (60)	-	-	-
UP 15-100F [°F (°C)]	205 (96)	195 (91)	185 (85)	175 (79)	-
UP 26-120U [°F (°C)]	205 (96)	195 (91)	185 (85)	175 (79)	-
UP 26-116 [°F (°C)]	150 (66)	140 (60)	-	-	-

Note: This table refers to all standard products without timer, control options or other special features.

- If the UP pump is equipped with a timer, the maximum liquid temperature is 150 °F (66 °C).
- **Temperature requirements for pumps with timer, control or other special features may be found on their technical data page.**

The ambient temperature for standard pumps with a permissible liquid temperature from 36 °F (2 °C) to 230 °F (110 °C) should always be lower than the liquid temperature, as otherwise condensation may form in the stator housing.

Maximum system pressure

145 psi (10 bar).

Minimum inlet pressure

The pressure required at the inlet of a pump is a function of the temperature of the water as shown in the table below.

UP(S) model	Liquid temperature							
	[140 °F (60 °C)]		[165 °F (74 °C)]		[190 °F (88 °C)]		[230 °F (110 °C)]	
	[psi]	[bar]	[psi]	[bar]	[psi]	[bar]	[psi]	[bar]
UP(S) 15								
UP(S) 26			1.9	0.1	4.0	0.3	15.6	1.1
UP(S) 43	1.3	0.1						
UPS 26-150			1.3	0.09	2.6	0.18	7.8	0.54
UPS 43-100			2.1	0.15	5.6	0.40	11.3	0.80
UPS 50-60	0.5	0.04	1.0	0.07	1.3	0.09	7.0	0.49

Performance

Flow range 0 - 120 gpm (27.3 m³h)

Head range 0 - 46 ft (0 - 14 m)

In a pressure system, the required inlet pressure is the allowable system pressure.

In a system open to the atmosphere, the required inlet pressure is the minimum distance the pump must be located below the lowest possible water level of the water source (tank, pool, etc.).

ALPHA

The Grundfos Alpha is the next generation of energy efficient wet-rotor circulators. By incorporating a permanent magnet motor design, power consumption is now reduced by a minimum of 50 %.

By using the AutoADAPT™ feature, Grundfos ALPHA will automatically analyze the system demands and adjust head and/or flow requirements to meet changing heating demands.

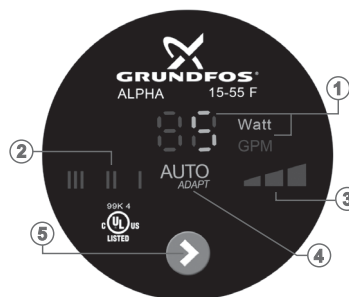
Standard features

- Permanent magnet motor design
- Easy push-button hydraulic selection
- Seven hydraulic selection options
 - Three fixed speeds
 - Three constant pressures
 - AutoADAPT™
- Easy-to-read LED display
 - Flow indicator (gpm)
 - Power consumption (watts)
 - Hydraulic selection
- Nut capture flange
- Metallurgical options
 - Cast iron (F or FR)
 - Stainless steel (F)
- Line cord or conduit connection options.

Additional technical data

Supply voltage:	1 x 115V +/-10 %, 60 Hz
Motor protection:	Pump requires none.
Enclosure class:	Indoor use only, IP 42, CSA enclosure type 2
Insulation class:	F
Relative air humidity:	Maximum 95 %
Max. discharge press.:	150 psi (10.34 bar)
Sound pressure level:	43 dB (A)
Ambient temp.:	+32 °F (0 °C) to +104 °F (+40 °C)
Liquid temp.:	+36 °F (+2 °C) to +230 °F (+110 °C)
Max. glycol concentrations:	50 % glycol @ 36 °F (2 °C) (Hydraulic performance change can be expected.)
Watt readings:	Accuracy +/-1 Watt
Flow indicator:	Provides a relative indication of flow — should not be used in lieu of a flow meter.
Check valve:	Use of check valve may reduce pump hydraulic performance (up to -10 %). Use check valve in parallel pumping applications.

Control display



Position	Description
1	Watt or flow indicator
2	Three fixed speeds
3	Three constant pressure settings
4	AUTOADAPT
5	Push-button for selection of pump settings

Max. operating pressures

Liquid temp.	Min. inlet press.
167 °F (75 °C)	0.75 psi (0.05 bar)
194 °F (90 °C)	4.06 psi (0.28 bar)
230 °F (110 °C)	15.7 psi (1.08 bar)

Max. operating temperatures

Ambient temp. [°F (°C)]	Liquid temp.	
	Min. [°F (°C)]	Max. [°F (°C)]
+32 °F (0 °C)	+36 °F (+2 °C)	+230 °F (+110 °C)
+50 °F (+10 °C)	+50 °F (+10 °C)	+230 °F (+110 °C)
+68 °F (+20 °C)	+68 °F (+20 °C)	+230 °F (+110 °C)
+86 °F (+30 °C)	+86 °F (+30 °C)	+230 °F (+110 °C)
+95 °F (+35 °C)	+95 °F (+35 °C)	+194 °F (+90 °C)
+104 °F (+40 °C)	+104 °F (+40 °C)	+158 °F (+70 °C)

MixiMizer - mixing reset pump

The Grundfos MixiMizer, a fully integrated injection pump and indoor/outdoor controller, is the only pump and controller system of its kind.

Equipped with a weather responsive control, also known as indoor/outdoor control or reset control, the MixiMizer automatically calculates and controls mixed water temperatures according to outdoor temperatures in primary/secondary piping systems. The control also provides pump exercising for 10 seconds every three days and a 20 second postpurge when the heat demand ceases.

For maximum design flexibility, the MixiMizer can be integrated into a thermostat or zoning control system through the user-selectable "external call for heat/demand input".

A fully serviceable check valve integrated into the pump housing eliminates ghost flows in primary/secondary injection systems and zone applications.

LEDs located on the terminal box are designed to indicate performance and diagnose faults without tools.

Other standard user-selectable features include boiler protection, system/slab "overtemperature" control and a 5 °F parallel shift of the heating curve.



TM04 9735 5110

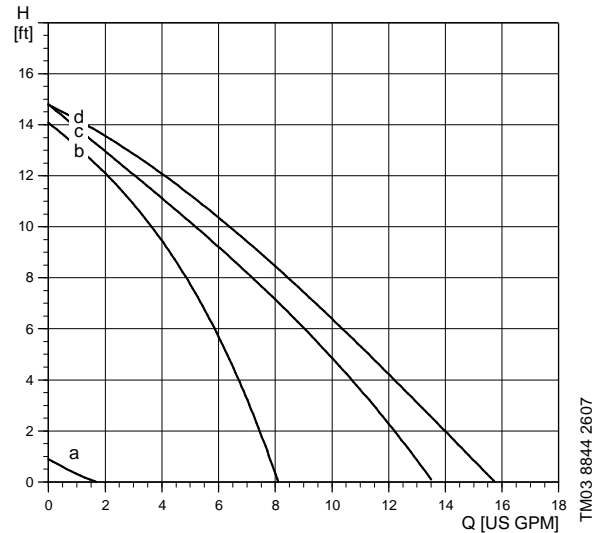
Fig. 3 MixiMizer

MixiMizer models includes the following:

- Two water-temperature sensors (system supply and return) prewired, 8 ft (2.4 m) each
- Line cord, 6 ft (1.8 m) prewired
- One outdoor air-temperature sensor
- Two flange gaskets
- Optional zone control input
- Optional boiler On/Off output.

Standard features

- Variable-speed output modulation
- System supply-temperature sensor 140 °F (60 °C) max.
- Boiler return-temperature sensor 135 °F (57 °C) min.
- Heating curve can be adjusted by 5 °F in parallel
- Pump exercising every three days of no operation.



TM03 8844 2607

Fig. 4 Family curves for MixiMizer

Position	Description
a	Min. curve for all models
b	Max. UP 15-42 BUC5
c	Max. UP 15-42 BUC7
d	Max. UP 15-42 FC

Variable-speed pump

The Grundfos variable-speed pump is another product with fully integrated control. The variable-speed controller requires a 0-10/2-10 DC or 0-20/4-20 mA control signal, which is user-selectable.

If desired, the manual-% dial allows the speed of the pump to be manually adjusted and set by the user. The speed of the pump may be manually adjusted anywhere from min. to 100 %, but once set, remains fixed at that speed.

In addition, the pump speed may be set as 0-100 % or 15-100 % by user.

The controller also provides pump exercising for 10 seconds every three days and a power-up reset, which runs the pump for three seconds at full speed, for all modes of operation.

LEDs on the terminal box indicate operation (power is applied) and performance (flashing slow or fast).



TM03 9088 3307

Fig. 5 Variable-speed pump

Variable-speed models include the following

- Pump with integrated variable-speed control
- Line cord, 6 ft (1.8 m) prewired
- Two gaskets.

Variable-speed standard features

- Variable-speed output modulation (external or manual control)
- Offset-dial for fine-tuning of the signal input.

Signal type	Signal range
Voltage	0-10 VDC or 2-10 VDC, 5 mA max.
Current	0-20 mA or 4-20 mA, 5 VDC max.

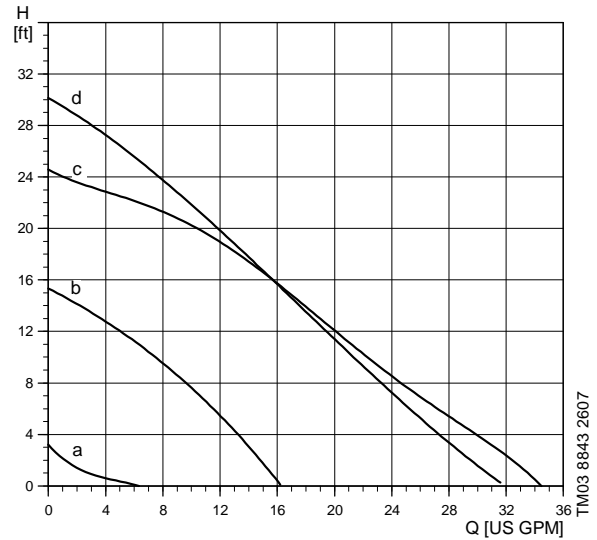


Fig. 6 Family curves for variable-speed pumps

Position	Description
a	Min. curve for all models
b	Max. UP 15-42 F/VS
c	Max. UP 26-64 F/VS
d	Max. UP 26-96 F/VS

Comfort System

The Comfort System uses a patented Comfort Valve® and pump to provide instant availability of hot water at the point of use.

Operation

The Comfort Valve® is installed at the fixture furthest away from the hot-water tank. With a built-in timer, the pump allows hot water to circulate along the loop through the valve using the cold-water side as a return line. As the temperature rises to 100 °F (38 °C), the valve closes directing hot water to the tap, thus resulting in a constant availability of hot water.

Savings

The Comfort System saves up to 16,000 gallons (60,566 liters) of water per year and per household (based on average modern household usage) and uses less energy than a 25 W light bulb.

Applications

- Domestic hot-water recirculation systems in single- and two-family houses.

Pumped liquids

- Domestic hot water
- Potable and non-potable water



Fig. 7 Comfort System

Motor

- Insulation class: F.
- Power consumption: 25 W.
- Voltage: 115 V.
- Current 0.23 A.
- Phase: 1.

Description (UP open systems)	Material
Inlet cone, bearing plate, bearing retainers, rotor can, rotor cladding, shaft retainer	Stainless steel
Volute retainer (SU & SF models) and stator housing	Aluminium
Shaft, upper and lower radial bearings	Aluminium oxide ceramic
Thrust bearing	Carbon bearing and EPDM retainer
Pump housing (volute)	Silicon bronze C875 or stainless steel 300 series.
O-ring and gaskets	EPDM (ethylene propylene rubber)
Impeller	PES composite (30 % glass-filled)
Terminal box	Noryl® with EPDM gasket

Grundfos Comfort Valve body materials

Description	Trade name	Material
Springs, pins, screens	300 Series	Stainless steel
Valve body	Ryton	PPS
Thermal actuator body	300 Series	Stainless steel
Check valve O-ring		EPDM
Check valve body		Acetal
Check valves plunger		Thermoplastic

Ambient and liquid temperatures

Liquid temperature: 36 °F (2 °C) to 150 °F (66 °C).

It is recommended to keep the operating temperature as low as possible (e.g. 140 °F (60 °C)) to avoid calcium precipitation.

The ambient temperature should always be lower than the liquid temperature, as otherwise condensation may form in the stator housing.

Maximum system pressure

145 psi (10 bar).

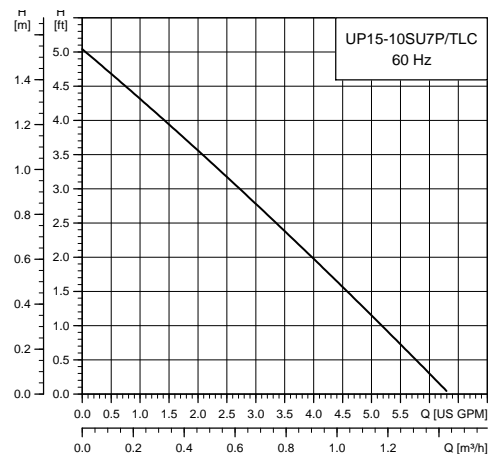


Fig. 8 Performance curve for the Comfort System

UP 10 Comfort pump

The water-conduction part of the pump is hermetically separated from the stator with a stainless steel spherical separator. The motor can be separated from the pump housing, enabling easy maintenance and replacement.

Applications

- Domestic hot-water recirculation systems in single- and two-family houses
- Small heating systems.

Pumped liquids

- Domestic hot water
- Non-potable water
- Softened water.



GrA3803

Fig. 9 Comfort pump



TM04 9805 0111

Fig. 10 Comfort pump

Motor

- Insulation class: F.
- Power consumption: 25 W.
- Voltage: 115 V.
- Phase: 1.

Description	Material
Stator housing	Aluminium
Spherical separator	Stainless steel
Rotor can complete	Stainless steel/tungsten carbide
Rotor, impeller	Stainless steel, EPDM, PPO, PTFE, graphite
Pump housing	Brass MS 58
Isolation valve	PPO
Screw	Stainless steel
Terminal box cover, motor cover	PA66/6
Light	Lexan
Cable, cable relief	PVC
Insulating cover	EPP 55
O-rings	EPDM
Check valve	POM

Ambient and liquid temperatures

Liquid temperature: 36 °F (2 °C) to 203 °F (95 °C).

It is recommended to keep the operating temperature as low as possible (e.g. 140 °F (60 °C)) to avoid calcium precipitation.

The ambient temperature should always be lower than the liquid temperature, as otherwise condensation may form in the stator housing.

Maximum system pressure

145 psi (10 bar).

Inlet pressure

To avoid cavitation noise and damage to the pump bearing at high temperatures, the following minimum pressures are required at the pump suction port.

Liquid temperature	203 °F (95 °C)	185 °F (85 °C)
Inlet pressure	9 ft (2.8 m)	1.6 ft (0.5 m)
	4.0 psi (.3 bar)	0.7 psi (.05 bar)

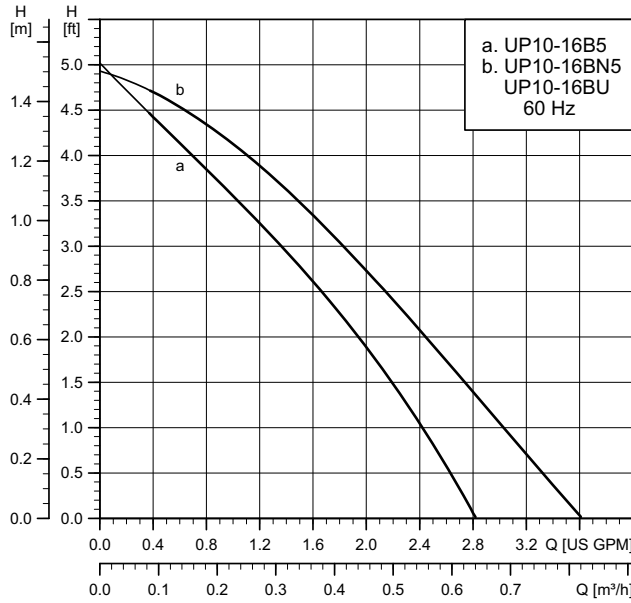
Features options:

- 24-hour timer (15 minute increments)
- Continuous ON, OFF
- Models with adjustable aquastat 95 °F (35 °C) ↔ 150 °F (65 °C).

6. Technical data

UP 10 Comfort Pump

UP 10-16 B5/BN5/BU



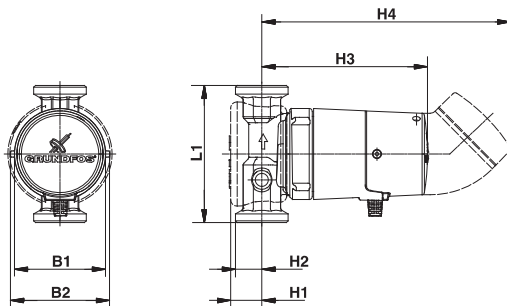
Flow range: 0-3.5 gpm (0-0.8 m³h)
 Head range: 0-5.4 ft (0-1.6 m)
 Motors: Single-phase
 Max. liquid temperature: 203 °F (95 °C)
 Min. liquid temperature: 36 °F (2 °C)
 Max. system pressure: 145 psi (10 bar)

Model	Volts	Amps	Watts	Hp	Capacitor
UP 10-16 B5/BN5/BU	115	0.23	25	-	-

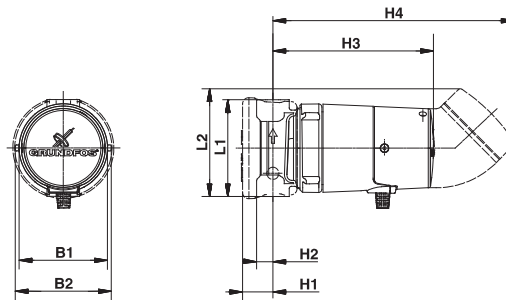
Approvals



UP 10-16 BU



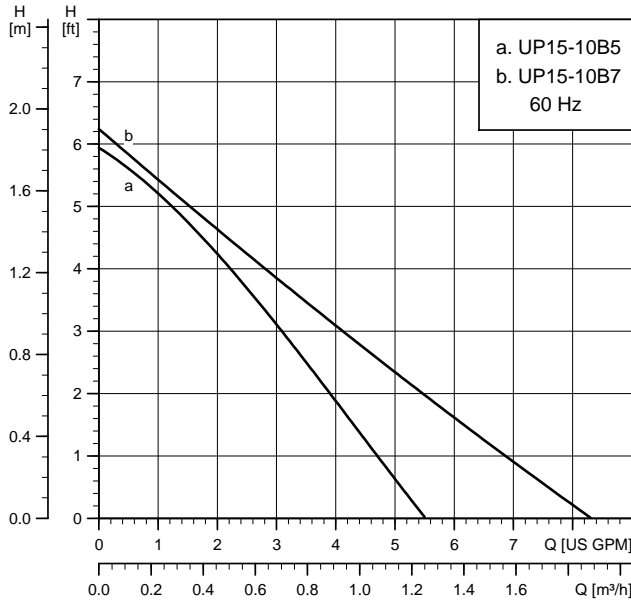
UP 10-16 B5/BN5



Model type	Product number 115 V	Dimensions [inches (mm)]								Connection	Shipping weight [lbs (kg)]
		L1	L2	H1	H2	H3	H4	B1	B2		
UP 10-16 B5/LC	97525905	3.25 (79.4)	—	1.00 (25.4)	.50 (12.7)	5.25 (133.4)	—	3.00 (76.2)	3.33 (84.6)	1/2" sweat	2.9 (1.3)
UP 10-16 B5/TLC	97525907	3.25 (79.4)	3.50 (88.9)	1.00 (25.4)	.50 (12.7)	—	8.06 (204.8)	3.00 (76.2)	3.33 (84.6)	1/2" sweat	3.4 (1.5)
UP 10-16 B5/ATLC	97525908	3.25 (79.4)	3.50 (88.9)	1.00 (25.4)	.50 (12.7)	—	8.06 (204.8)	3.00 (76.2)	3.33 (84.6)	1/2" sweat	3.4 (1.5)
UP 10-16 BN5/LC	97525909	3.25 (79.4)	—	1.00 (25.4)	.50 (12.7)	5.25 (133.4)	—	3.00 (76.2)	3.33 (84.6)	1/2" F NPT	2.9 (1.3)
UP 10-16 BN5/TLC	97525910	3.25 (79.4)	3.50 (88.9)	1.00 (25.4)	.50 (12.7)	—	8.06 (204.8)	3.00 (76.2)	3.33 (84.6)	1/2" F NPT	3.4 (1.5)
UP 10-16 BN5/ATLC	97525921	3.25 (79.4)	3.50 (88.9)	1.00 (25.4)	.50 (12.7)	—	8.06 (204.8)	3.00 (76.2)	3.33 (84.6)	1/2" F NPT	3.4 (1.5)
UP 10-16 BU/ATLC	97525922	4.33 (84.6)	—	1.00 (25.4)	.88 (22.4)	—	8.06 (204.8)	3.00 (76.2)	3.33 (84.6)	GF 125 union - 1 1/4" NPSM	3.8 (1.7)

Note: LC/TLC models have a 6 ft (1.8 m), 3-prong power cord.
 Dimensions in inches unless otherwise noted.

UP 15-10 B5/B7



Flow range: 0-8.2 gpm (0-1.9 m³/h)
 Head range: 0-6.2 ft (0-1.9 m)
 Motors: 2-pole, single-phase
 Max. liquid temperature: 220 °F (104 °C)
 Min. liquid temperature: 36 °F (2 °C)
 Max. system pressure: 145 psi (10 bar)

Note: If the UP pump is equipped with a timer, the maximum liquid temperature is 150 °F (66 °C).

Model	Volts	Amps	Watts	Hp	Capacitor
UP 15-10 B5 and B7	115	0.22	25	1/25	2µF/400 V

Approvals

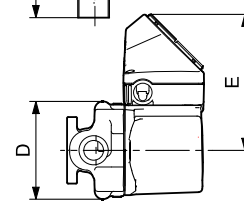
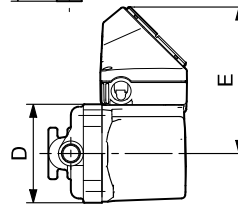
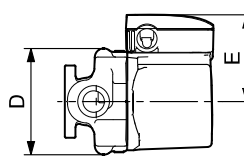
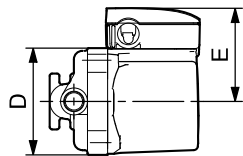
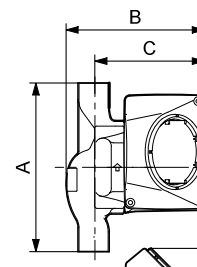
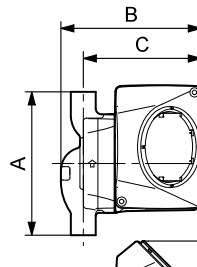
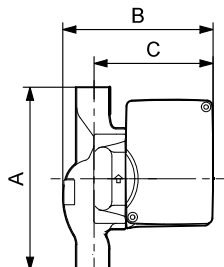
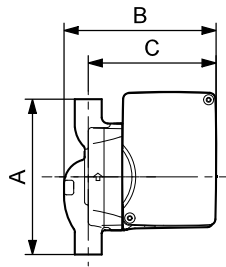


TM03 8424 4412

UP 15-10 B5 and UP 15-10 B5/LC UP 15-10 B7 and UP 15-10 B7/LC

UP 15-10 B5/TLC

UP 15-10 B7/TLC



TM03 8545 1907

TM03 8547 1907

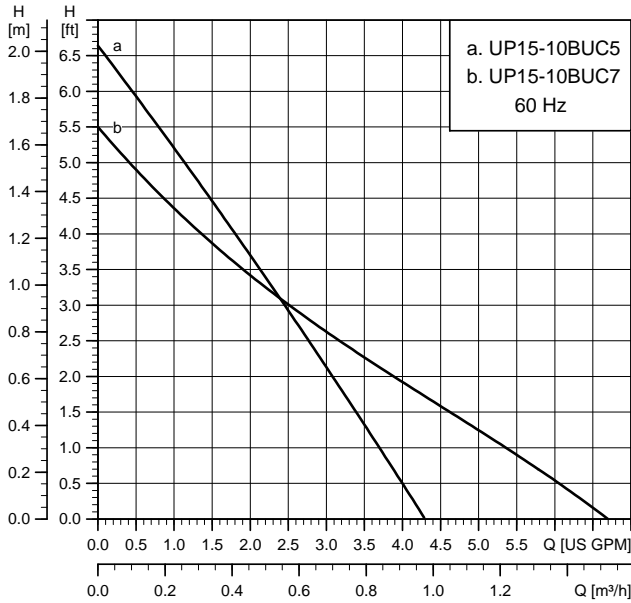
TM03 8546 1907

TM03 8548 1907

Model type	Product number 115 V	Dimensions [inches (mm)]						Connection type and size	Shipping weight [lbs (kg)]
		A	B	C	D	E	F		
UP 15-10 B5	59896213	5.00 (127)	4.69 (119)	4.00 (102)	4.00 (102)	3.50 (89)	—	1/2" sweat	6.0 (2.7)
UP 15-10 B5/LC	59896214	5.00 (127)	6.20 (157)	5.50 (140)	4.00 (102)	3.50 (89)	4.00 (102)	1/2" sweat	6.5 (2.9)
UP 15-10 B5/TLC	59896215	5.00 (127)	6.19 (157)	5.50 (140)	4.00 (102)	3.50 (89)	4.00 (102)	1/2" sweat	6.5 (2.9)
UP 15-10 B7	59896226	6.38 (162)	5.13 (130)	4.00 (102)	3.81 (97)	3.25 (83)	—	3/4" sweat	6.7 (3.0)
UP 15-10 B7/LC	59896209	6.38 (162)	6.63 (168)	5.50 (140)	3.81 (97)	3.25 (83)	4.00 (102)	3/4" sweat	7.5 (3.4)
UP 15-10 B7/TLC	59896210	6.38 (162)	6.63 (168)	5.50 (140)	3.81 (97)	3.25 (83)	4.00 (102)	3/4" sweat	7.5 (3.4)

Note: LC/TLC models have a 6 ft (1.8 m), 3-prong power cord.
 Dimensions in inches unless otherwise noted.

UP 15-10 BUC5/BUC7



Flow range: 0-6.6 gpm (0-1.5 m³h)
 Head range: 0-6.6 ft (0-2 m)
 Motors: 2-pole, single-phase
 Max. liquid temperature: 230 °F (110 °C)
 Min. liquid temperature: 36 °F (2 °C)
 Max. system pressure: 145 psi (10 bar)

Note: If the UP pump is equipped with a timer, the maximum liquid temperature is 150 °F (66 °C).

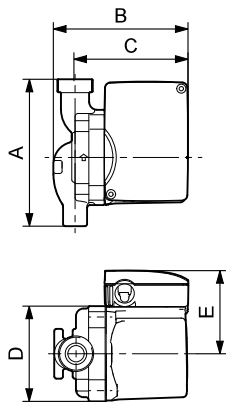
Model	Volts	Amps	Watts	Hp	Capacitor
UP 15-10 BUC5/BUC7	115	0.22	25	1/25	2µF/400 V

Approvals



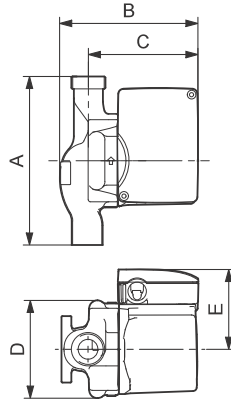
TM03 8425 4412

UP 15-10 BUC5 and
UP 15-10 BUC5/LC



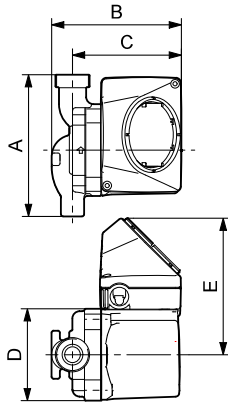
TM03 8549 2407

UP 15-10 BUC7 and
UP 15-10 BUC7/LC



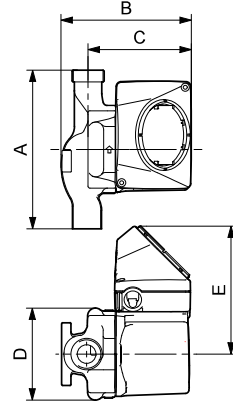
TM03 8553 2407

UP 15-10 BUC5/TLC



TM03 8550 2407

UP 15-10 BUC7/TLC

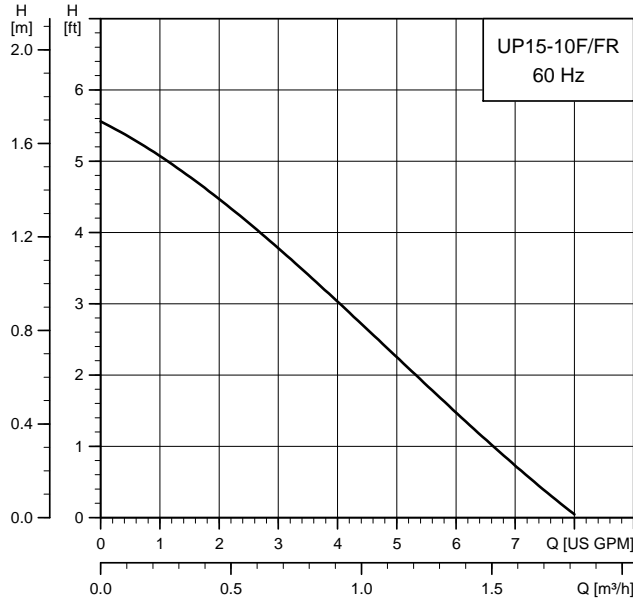


TM03 8554 2407

Model type	Product number 115 V	Dimensions [inches (mm)]						Connection type and size	Shipping weight [lbs (kg)]
		A	B	C	D	E	F		
UP 15-10 BUC5	59896225	6.50 (165)	5.25 (133)	4.00 (102)	3.20 (81)	3.25 (83)	—	1/2" sweat	7.25 (3.3)
UP 15-10 BUC5/LC	59896237	6.50 (165)	6.75 (171)	5.50 (140)	3.20 (81)	3.25 (83)	4.00 (102)	1/2" sweat	7.7 (3.5)
UP 15-10 BUC5/TLC	59896238	6.50 (165)	6.75 (171)	5.50 (140)	3.20 (81)	3.25 (83)	4.00 (102)	1/2" sweat	7.7 (3.5)
UP 15-10 BUC7	59896241	7.75 (197)	5.25 (133)	4.00 (102)	3.75 (95)	3.25 (83)	—	3/4" sweat	8.0 (3.6)
UP 15-10 BUC7/LC	59896239	7.75 (197)	6.75 (171)	5.50 (140)	3.75 (95)	3.25 (83)	4.00 (102)	3/4" sweat	8.5 (3.9)
UP 15-10 BUC7/TLC	59896240	7.75 (197)	6.75 (171)	5.50 (140)	3.75 (95)	3.25 (83)	4.00 (102)	3/4" sweat	8.5 (3.9)

Note: LC/TLC models have 6 ft (1.8 m), 3-prong power cord. Dimensions in inches unless otherwise noted.

UP 15-10 F/FR



Flow range: 0-8.0 gpm (0-1.8 m³/h)
 Head range: 0-5.5 ft (0-1.7 m)
 Motors: 2-pole, single-phase
 Max. liquid temperature: 230 °F (110 °C)
 Min. liquid temperature: 36 °F (2 °C)
 Max. system pressure: 145 psi (10 bar)
 Closed system

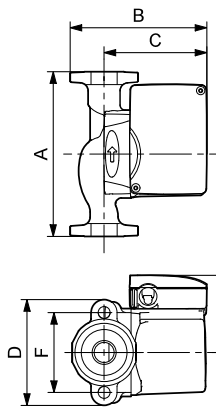
Model	Volts	Amps	Watts	Hp	Capacitor
UP 15-10 F/FR	115	0.23	25	1/25	2µF/400 V

Approvals

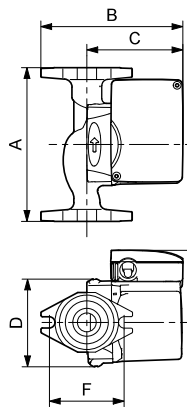


UP 15-10 F

UP 15-10 FR



TM03 8526 1907



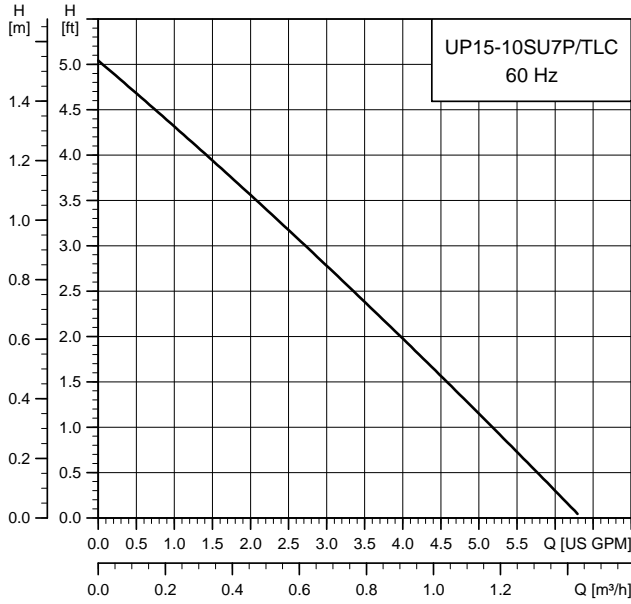
TM03 8527 1907

Model type	Product number 115 V	A	B	C	D	E	F	Connection type and size	Shipping weight [lbs (kg)]
UP 15-10 F	59896248	6.50 (165)	5.25 (133)	4.00 (102)	4.19 (106)	3.25 (83)	3.16 (80)	GF 15/26 flange (2) 1/2" dia. bolt holes	7.3 (3.3)
UP 15-10 FR	59896249	6.50 (165)	5.94 (151)	4.00 (102)	3.75 (95)	3.25 (83)	3.16 (80)	GF 15/26 flange (2) 1/2" dia. bolt holes	7.3 (3.3)

Note: Dimensions in inches unless otherwise noted.

UP Comfort System

UP 15-10 SU7P/TLC



TM03 5547 4412

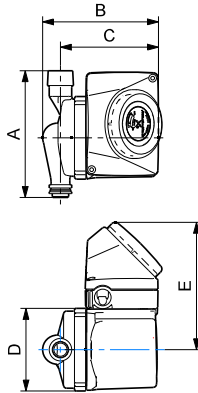
Flow range: 0-6.3 gpm (0-1.4 m³h)
 Head range: 0-5.1 ft (0-1.6 m)
 Motors: 2-pole, single-phase
 Max. liquid temperature: 150 °F (66 °C)
 Min. liquid temperature: 36 °F (2 °C)
 Max. system pressure: 145 psi (10 bar)
 Open system

Model	Volts	Amps	Watts	Hp	Capacitor
UP 15-10 SU7P/TLC	115	0.23	25	1/25	2µF/400 V

Approvals

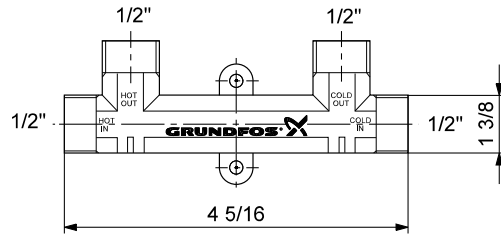


UP 15-10 SU7P/TLC



TM03 4362 3507

Comfort Valve®



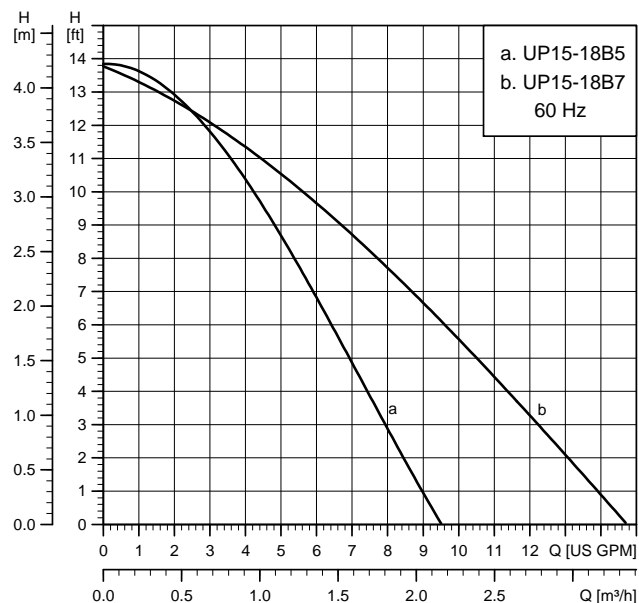
TM03 4363 3507

Model type	Product number	Dimensions [inches (mm)]						Connection type and size	Shipping weight [lbs (kg)]
		A	B	C	D	E	F		
UP 15-10 SU7P/TLC	595916	5.44 (138)	6.25 (159)	5.50 (140)	3.44 (87)	3.25 (83)	4.00 (102)	3/4" M x 3/4" F NPT	5.5 (2.5)
Comfort Valve	595926	—	—	—	—	—	—	1/2" M NPS (1/2" faucet)	2.8 (1.3)
Flex Hose Kit	599390	—	—	—	—	—	—	(2) 1/2" FNPS X 1/2" FNPS X 12" flex hoses	-

Model type	Product number	Description
Comfort Valves	595926	Box of 15 pieces
Comfort Series Kit	595916	1 pump and 1 valve, (2) 1/2" FNPS X 1/2" FNPS X 12" flex hoses

Note: All models have a 10 ft (3 m), 3-prong power cord. Dimensions in inches unless otherwise noted.

UP 15-18 B5/B7



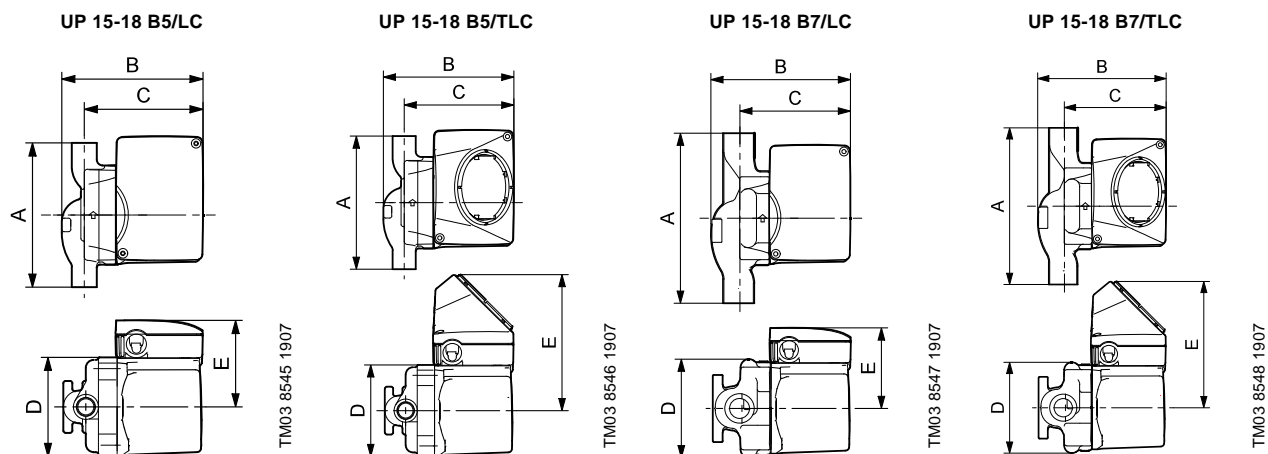
TM03 8426 4412

Flow range:	0-14.7 gpm (0-3.3 m ³ /h)
Head range:	0-13.9 ft (0-4.2 m)
Motors:	2-pole, single-phase
Max. liquid temperature:	230 °F (110 °C)
Min. liquid temperature:	36 °F (2 °C)
Max. system pressure:	145 psi (10 bar)

Note: If the UP pump is equipped with a timer, the maximum liquid temperature is 150 °F (66 °C).

Model	Volts	Amps	Watts	Hp	Capacitor
UP 15-18 B5	115	0.74	86	1/25	10μF/180 V
	230	0.4	90	1/25	2μF/400 V
UP 15-18 B7	115	0.74	86	1/25	10μF/180 V
	230	0.4	96	1/25	2μF/400 V

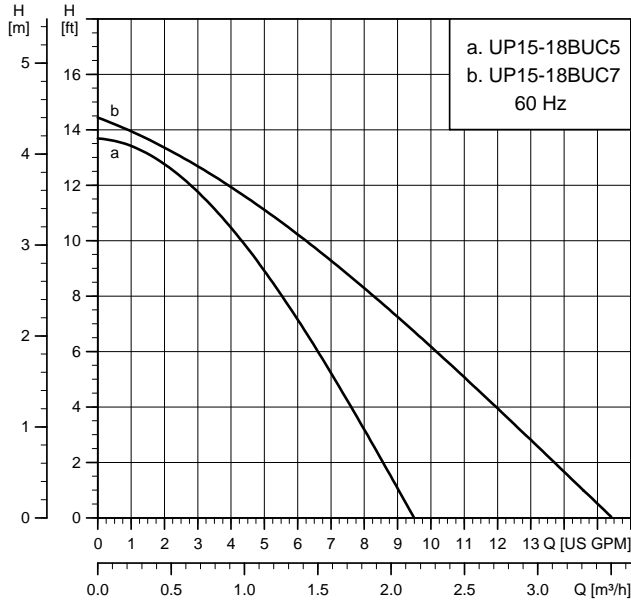
Approvals



Model type	Product number		Dimensions [inches (mm)]						Connection type and size	Shipping weight [lbs (kg)]
	115 V	230 V	A	B	C	D	E	F		
UP 15-18 B5	59896114	59896118	5.00 (127)	4.69 (119)	4.00 (102)	3.50 (89)	3.25 (83)	—	1/2" sweat	6.0 (2.7)
UP 15-18 B5/LC	59896211	-	5.00 (127)	6.19 (157)	5.50 (140)	3.50 (89)	3.25 (83)	4.00 (102)	1/2" sweat	6.5 (2.9)
UP 15-18 B5/TLC	59896212	-	5.00 (127)	6.19 (157)	5.50 (140)	3.50 (89)	3.25 (83)	4.00 (102)	1/2" sweat	6.5 (2.9)
UP 15-18 B7	59896121	59896119	6.38 (162)	5.13 (130)	4.00 (102)	3.80 (97)	3.25 (83)	—	3/4" sweat	6.7 (3.0)
UP 15-18 B7/LC	59896229	-	6.38 (162)	6.63 (168)	5.50 (140)	3.80 (97)	3.25 (83)	4.00 (102)	3/4" sweat	7.2 (3.3)
UP 15-18 B7/TLC	59896230	-	6.38 (162)	6.63 (168)	5.50 (140)	3.80 (97)	3.25 (83)	4.00 (102)	3/4" sweat	7.2 (3.3)

Note: LC/TLC models have 6 ft (1.8 m), 3-prong power cord.
Dimensions in inches unless otherwise noted.

UP 15-18 BUC5/BUC7



Flow range: 0-14.7 gpm (0-3.3 m³h)
 Head range: 0-14.5 ft (4.4 m)
 Motors: 2-pole, single-phase
 Max. liquid temperature: 230 °F (110 °C)
 Min. liquid temperature: 36 °F (2 °C)
 Max. system pressure: 145 psi (10 bar)

Model	Volts	Amps	Watts	Hp	Capacitor
UP 15-18 BUC5	115	0.74	86	1/25	10µF/180 V
UP 15-18 BUC7	115	0.74	86	1/25	10µF/180 V

Approvals

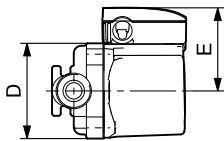
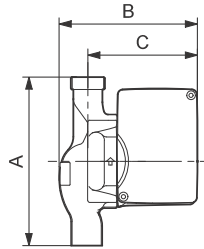
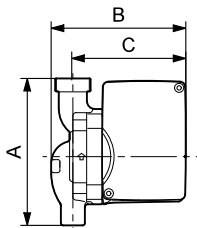


TM03 8428 4412

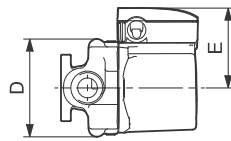
TM03 8553 2407

UP 15-18 BUC5

UP 15-18 BUC7



TM03 8549 1907

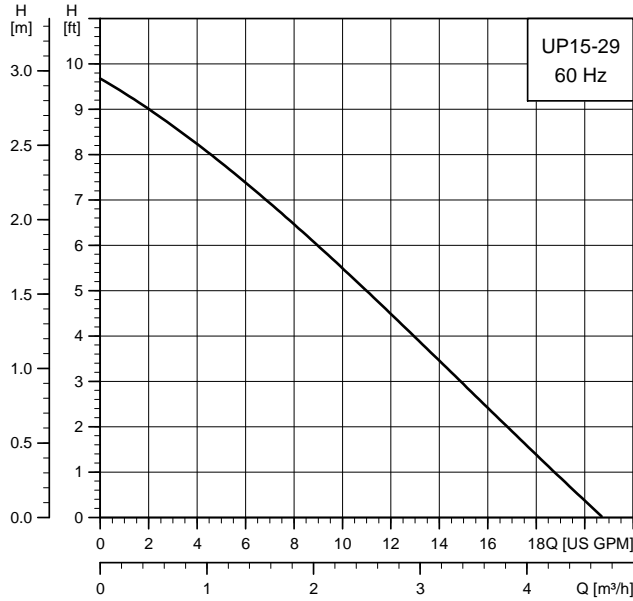


TM03 8553 2407

Model type	Product number 115 V	Dimensions [inches (mm)]						Connection type and size	Shipping weight [lbs (kg)]
		A	B	C	D	E	F		
UP 15-18 BUC5	59896123	6.50 (165)	5.25 (133)	4.00 (102)	3.19 (81)	3.25 (83)	—	1/2" sweat	7.3 (3.3)
UP 15-18 BUC7	59896124	7.75 (197)	5.25 (133)	4.00 (102)	3.75 (95)	3.25 (83)	—	3/4" sweat	8.0 (3.6)

Note: Dimensions in inches unless otherwise noted.

UP 15-29 SU/SF



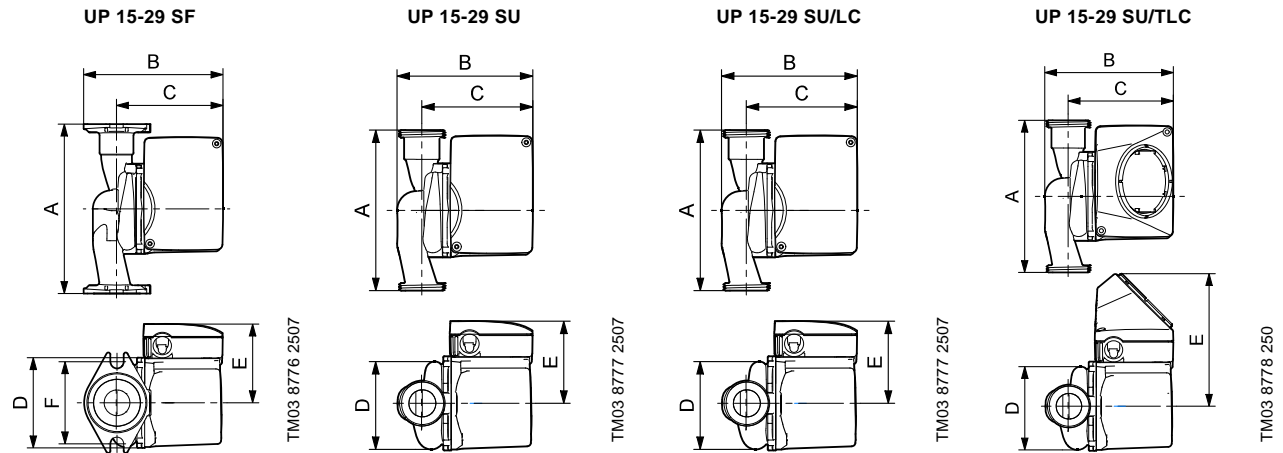
TM03 8847 4412

Flow range: 0-20.5 gpm (0-4.7 m³h)
 Head range: 0-9.7 ft (0-2.2 m)
 Motors: 2-pole, single-phase
 Max. liquid: 230 °F (110 °C) and 150 °F
 Min. liquid temperature: 36 °F (2 °C)
 Max. system pressure: 145 psi (10 bar)
 Open system

Note: If the UP pump is equipped with a timer, the maximum liquid temperature is 150 °F (66 °C).

Model	Volts	Amps	Watts	Hp	Capacitor
UP 15-29 SF	115	0.75	87	0.12	10µF/180 V
UP 15-29 SUC		0.75	87	0.12	
UP 15-29 SU	230	0.42	97	0.15	2µF/400 V

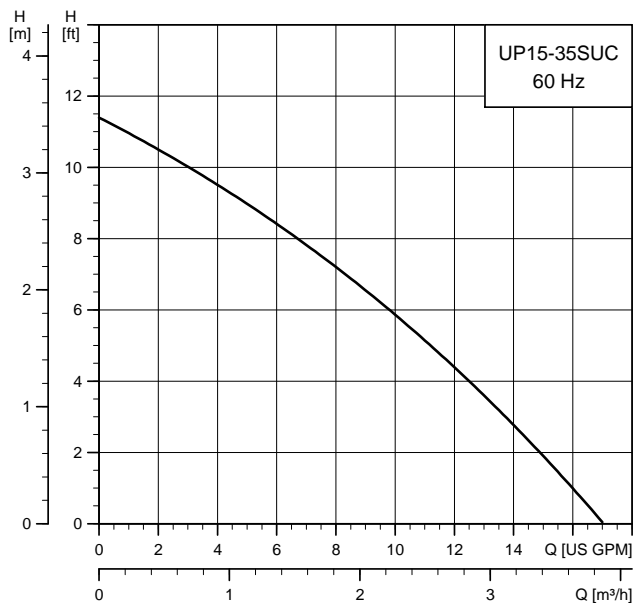
Approvals



Model type	Product number		Dimensions [inches]						Connection type and size	Shipping weight [lbs]
	115 V	230 V	A	B	C	D	E	F		
UP 15-29 SF	59896771	-	6.50 (165)	5.50 (140)	4.13 (105)	3.88 (98)	2.94 (75)	3.13 (79)	GF15/26	6.0 (2.7)
UP 15-29 SU	59896775	59896784	5.88 (149)	5.50 (140)	4.13 (105)	3.44 (88)	2.94 (75)	—	GU125	5.4 (2.5)
UP 15-29 SU/LC	59896776	-	5.88 (149)	5.50 (140)	4.13 (105)	3.44 (88)	2.94 (75)	—	GU125	5.7 (2.6)
UP 15-29 SUC/TLC	59896777	-	5.88 (149)	5.50 (140)	4.13 (105)	3.44 (88)	2.94 (75)	—	GU125	6.2 (2.8)

Note: LC/TLC models have 6 ft (1.8 m), 3-prong power cord.
 Dimensions in inches unless otherwise noted.

UP 15-35 SUC



TM03 8846 4412

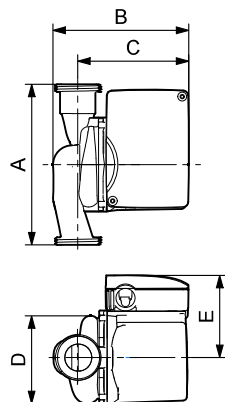
Flow range: 0-17.5 gpm (0-4.0 m³h)
 Head range: 0-11.5 ft (3.5 m)
 Motors: 2-pole, single-phase
 Max. liquid temperature: 230 °F (110 °C)
 Min. liquid temperature: 36 °F (2 °C)
 Max. system pressure: 145 psi (10 bar)
 Open system

Model	Volts	Amps	Watts	Hp	Capacitor
UP 15-35 SUC	230	0.50	114	0.15	2µF/400 V

Approvals



UP 15-35 SUC

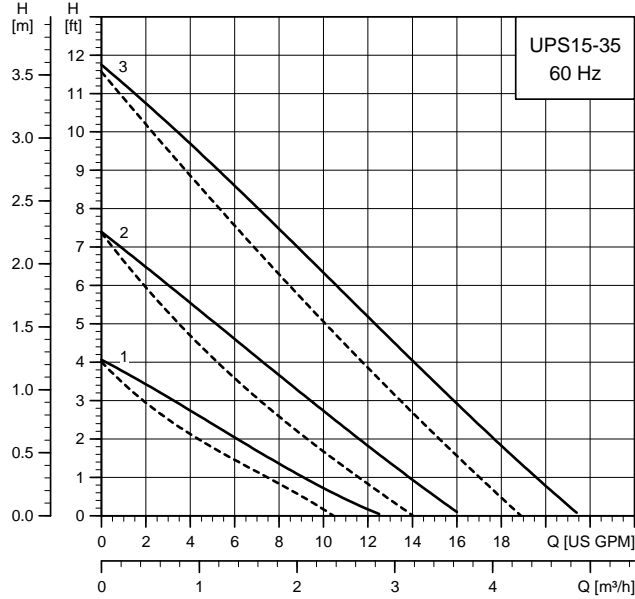


TM03 87777 2507

Model type	Product number 230 V	Dimensions [inches]						Connection type and size	Shipping weight [lbs]
		A	B	C	D	E	F		
UP 15-35 SUC	59896785	5.88 (149)	5.06 (129)	4.13 (105)	3.44 (87)	2.94 (75)	—	GU125	5.4 (2.5)

Note: Dimensions in inches unless otherwise noted.

UPS 15-35 SUC/SFC



Flow range: 0-21.5 gpm (0-4.9 m³/h)
 Head range: 0-12 ft (0-3.7 m)
 Motors: 2-pole, single-phase
 Max. liquid temperature: 165 °F (74 °C)
 Min. liquid temperature: 36 °F (2 °C)
 Max. system pressure: 145 psi (10 bar)

Note: If the UP pump is equipped with a timer, the maximum liquid temperature is 150 °F (66 °C).

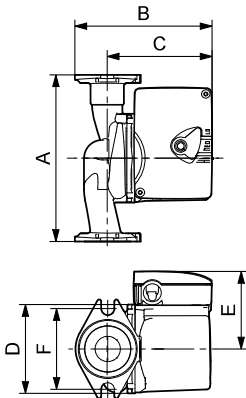
Model	Speed	Volts	Amp	Watt	Hp	Capacitor
UPS 15-35 SUC/ SFC	3		0.95	110	0.15	
	2	115	0.75	84	0.11	10µF/180 V
	1		0.55	61	0.08	

— Without check valve
 - - - With check valve

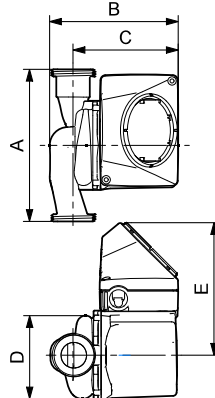
Approvals



UPS 15-35 SFC



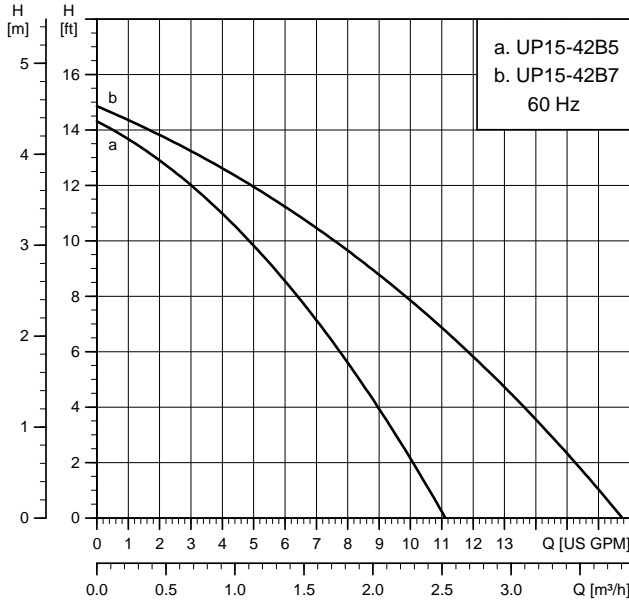
UPS 15-35 SUC/TLC



Model type	Product number 115 V	Dimensions [inches (mm)]						Connection type and size	Shipping weight [lbs (kg)]
		A	B	C	D	E	F		
UPS 15-35 SFC	59896772	6.50 (165)	5.50 (140)	4.13 (105)	3.88 (99)	2.94 (75)	3.13 (80)	GF15/26	6.0 (2.7)
UPS 15-35 SUC	59896778	5.88 (149)	5.06 (129)	4.13 (105)	3.44 (87)	2.934 (75)	—	GU125	5.4 (2.5)
UPS 15-35 SUC/TLC	59896780	5.88 (149)	5.06 (129)	4.13 (105)	3.44 (87)	2.934 (75)	—	GU125	6.2 (2.8)

Note: LC/TLC models have 6 ft (1.8 m), 3-prong power cord. Removable check valve. Dimensions in inches unless otherwise noted.

UP 15-42 B5/B7



Flow range: 0-17 gpm (0-3.9 m³/h)
 Head range: 0-15 ft (0-4.6 m)
 Motors: 2-pole, single-phase
 Max. liquid temperature: 230 °F (110 °C)
 Min. liquid temperature: 36 °F (2 °C)
 Max. system pressure: 145 psi (10 bar)

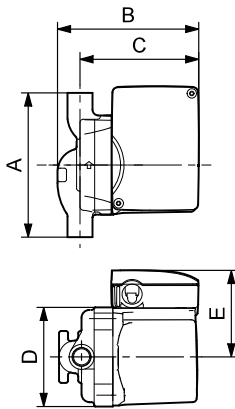
Note: If the UP pump is equipped with a timer, the maximum liquid temperature is 150 °F (66 °C).

Model	Volts	Amps	Watts	Hp	Capacitor
UP 15-42 B5	115	0.74	85	1/25	10µF/180 V
	230	0.41	95	1/25	2µF/400 V
UP 15-42 B7	115	0.74	85	1/25	10µF/180 V
	230	0.41	95	1/25	2µF/400 V

Approvals

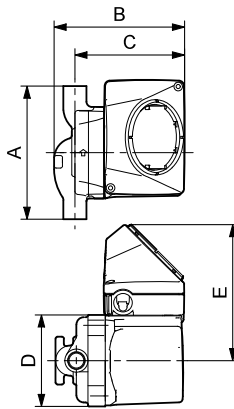


UP 15-42 B5/LC and B7



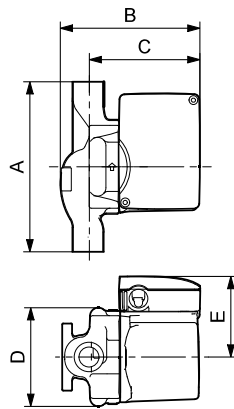
TM03 8545 1907

UP 15-42 B5/TLC



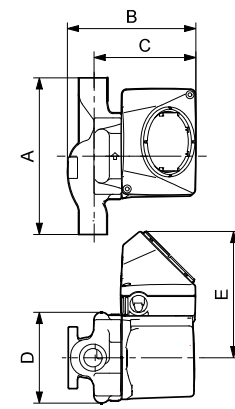
TM03 8546 1907

UP 15-42 B7/LC



TM03 8547 1907

UP 15-42 B7/TLC

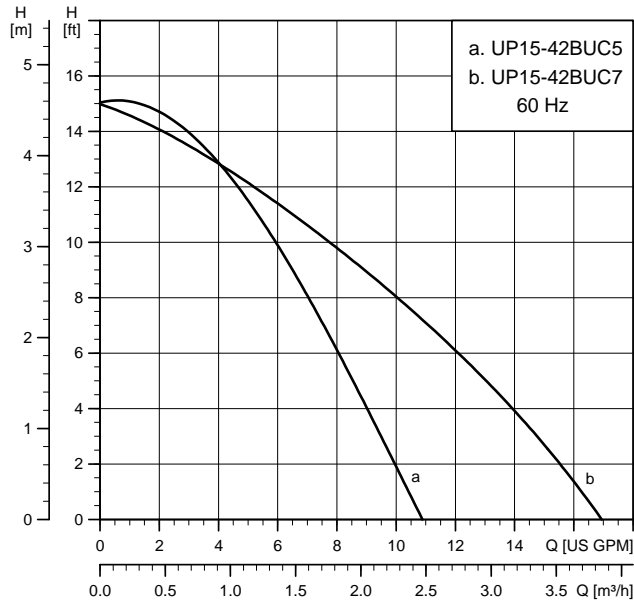


TM03 8548 1907

Model type	Product number		Dimensions [inches]						Connection type and size	Shipping weight [lbs]
	115 V	230 V	A	B	C	D	E	F		
UP 15-42 B5	59896145	59896142	5.00 (127)	4.69 (119)	4.00 (102)	3.50 (89)	3.25 (83)	5.00 (127)	1/2" sweat	6.0 (13.2)
UP 15-42 B5/LC	59896233	—	5.00 (127)	6.19 (157)	5.50 (140)	3.50 (89)	3.25 (83)	5.00 (127)	1/2" sweat	6.5 (14.3)
UP 15-42 B5/TLC	59896234	—	5.00 (127)	6.19 (157)	5.50 (140)	3.50 (89)	3.25 (83)	5.00 (127)	1/2" sweat	6.5 (14.3)
UP 15-42 B7	59896146	59896149	6.38 (162)	5.13 (130)	4.00 (102)	3.80 (97)	3.25 (83)	6.38 (162)	3/4" sweat	6.7 (14.7)
UP 15-42 B7/LC	59896235	—	6.38 (162)	6.63 (168)	5.50 (140)	3.80 (97)	3.25 (83)	6.38 (162)	3/4" sweat	7.2 (15.8)
UP 15-42 B7/TLC	59896236	—	6.38 (162)	6.63 (168)	5.50 (140)	3.80 (97)	3.25 (83)	6.38 (162)	3/4" sweat	7.2 (15.8)

Note: LC/TLC models have 6 ft (1.8 m), 3-prong power cord. Dimensions in inches unless otherwise noted.

UP 15-42 BUC5/BUC7



TM03 8431 4412

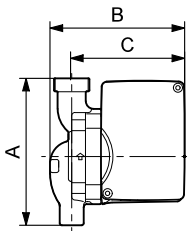
Flow range:	0-17 gpm (0-3.9 m ³ h)
Head range:	0-15 ft (0-4.6 m)
Motors:	2-pole, single-phase
Max. liquid temperature:	205 °F (96 °C)
Min. liquid temperature:	36 °F (2 °C)
Max. system pressure:	145 psi (10 bar)

Model	Volts	Amps	Watts	Hp	Capacitor
UP 15-42 BUC5	115	0.74	85	1/25	10μF/180 V
UP 15-42 BUC7	115	0.74	85	1/25	10μF/180 V

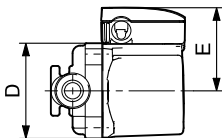
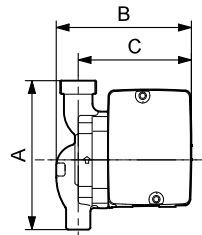
Approvals



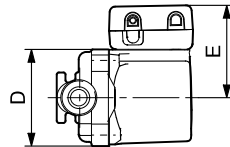
UP 15-42 BUC5



UP 15-42 BUC7



TM03 8549 1907



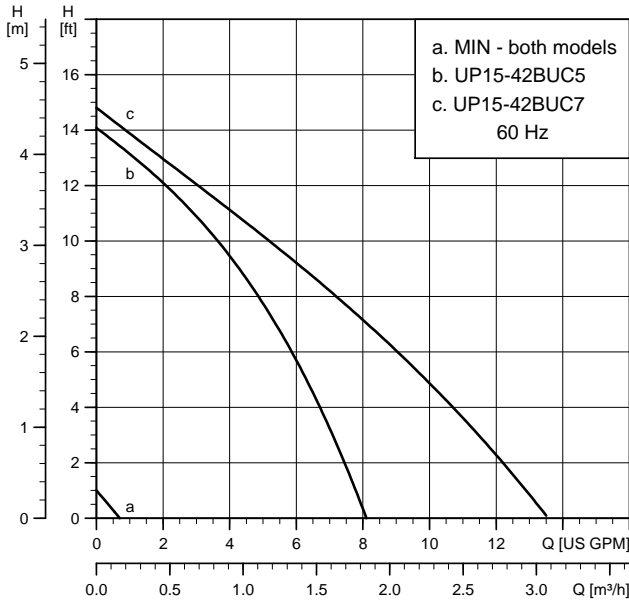
TM03 8753 2407

Model type	Product number 115 V	Dimensions [inches]						Connection type and size	Shipping weight [lbs]
		A	B	C	D	E	F		
UP 15-42 BUC5	59896150	6.5 (165)	5.25 (133)	4.00 (102)	3.19 (81)	3.25 (83)	—	1/2" sweat	6.5 (14.3)
UP 15-42 BUC7	59896151	7.75 (197)	5.25 (133)	4.00 (102)	3.75 (95)	3.25 (83)	—	3/4" sweat	6.8 (14.9)

Note: Dimensions in inches unless otherwise noted.

UP 15 MixiMizer

UP 15-42 BUC5/BUC7/MR



Flow range: 0-13.5 gpm (0-3.1 m³h)
 Head range: 0-15 ft (0-4.6 m)
 Motors: 2-pole, single-phase
 Max. liquid temperature: 205 °F (96 °C)
 Min. liquid temperature: 36 °F (2 °C)
 Max. system pressure: 145 psi (10 bar)

Model	Volts	Amps	Watts	Hp	Capacitor
UP 15-42 BUC5/MR	115	0.74	85	1/25	10µF/180 V
UP 15-42 BUC7/MR	115	0.74	85	1/25	10µF/180 V

Approvals

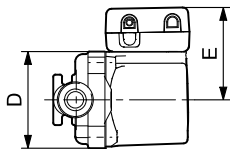
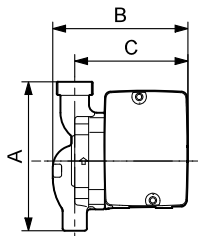


TM03 8639 4412

MixiMizer models include the following features:

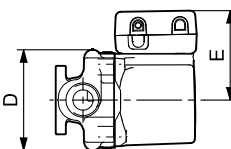
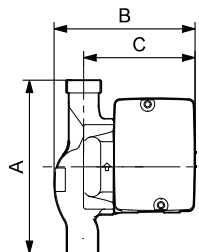
- Two water-temperature sensors (system supply and return (prewired, 8 ft (2.4 m) each
- One prewired 6-ft (1.8 m) line cord
- One outdoor air-temperature sensor
- Optional zone control input
- Optional boiler On/Off output

UP 15-42 BUC5/MR



TM03 8755 2407

UP 15-42 BUC7/MR

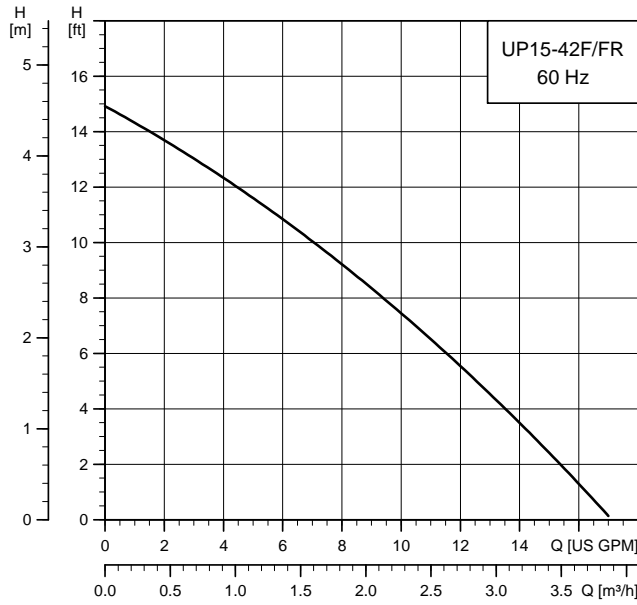


TM03 8756 2407

Model type	Product number 115 V	Dimensions [inches (mm)]						Connection type and size	Shipping weight [lbs (kg)]
		A	B	C	D	E	F		
UP 15-42 BUC5/MR	59896805	6.50 (165)	5.25 (133)	4.00 (102)	3.19 (81)	3.25 (83)	6.50 (165)	1/2" sweat	6.5 (14.3)
UP 15-42 BUC7/MR	59896806	7.75 (197)	5.25 (133)	4.00 (102)	3.75 (95)	3.25 (83)	7.75 (197)	3/4" sweat	6.8 (14.9)

Note: Dimensions in inches unless otherwise noted.

UP 15-42 F/FR



TM03 5533 4412

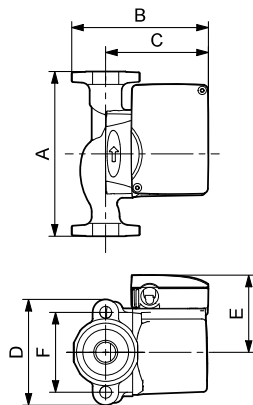
Flow range: 0-17 gpm (0-3.9 m³h)
 Head range: 0-15 ft (0-4.6 m)
 Motors: 2-pole, single-phase
 Max. liquid temperature: 230 °F (110 °C)
 Min. liquid temperature: 36 °F (2 °C)
 Max. system pressure: 145 psi (10 bar)
 Closed system

Model	Volts	Amps	Watts	Hp	Capacitor
UP 15-42 F/FR	115	0.74	85	1/25	10µF/180 V
	230	0.43	95	1/25	2µF/400 V

Approvals

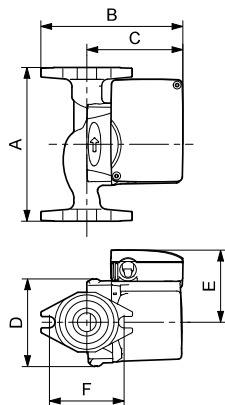


UP 15-42 F



TM03 8526 1907

UP 15-42 FR

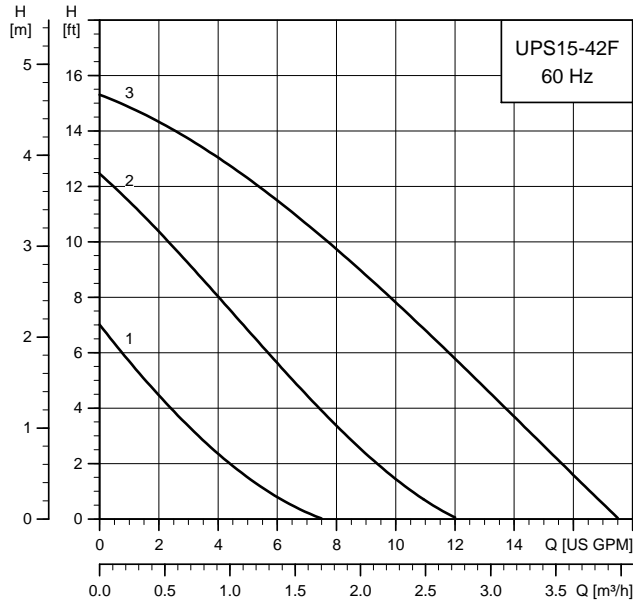


TM03 8527 1907

Model type	Product number		Dimensions [inches (mm)]						Connection type and size	Shipping weight [lbs (kg)]
	115 V	230 V	A	B	C	D	E	F		
UP 15-42 F	59896155	59896173	6.50 (165)	5.25 (133)	4.00 (102)	4.19 (106)	3.25 (83)	3.16 (80)	GF 15/26 flange (2) 1/2" dia. bolt holes	7.3 (3.3)
UP 15-42 FR	59896167	59896274	6.50 (165)	5.94 (151)	4.00 (102)	3.75 (95)	3.25 (83)	3.16 (80)		

Note: Dimensions in inches unless otherwise noted.

UPS 15-42 F



TM03 5574 4412

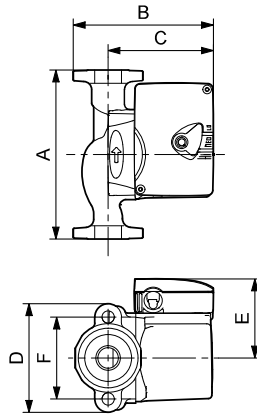
Flow range: 0-17.5 gpm (0-4.0 m³h)
 Head range: 0-15.5 ft (4.7 m)
 Motors: 2-pole, single-phase
 Max. liquid temperature: 230 °F (110 °C)
 Min. liquid temperature: 36 °F (2 °C)
 Max. system pressure: 145 psi (10 bar)

Model	Speed	Volts	Amps	Watts	Hp	Capacitor
UPS 15-42 F	3	230	0.41	92	1/25	2µF/400 V
	2		0.19	40		
	1		0.14	30		

Approvals



UPS 15-42 F



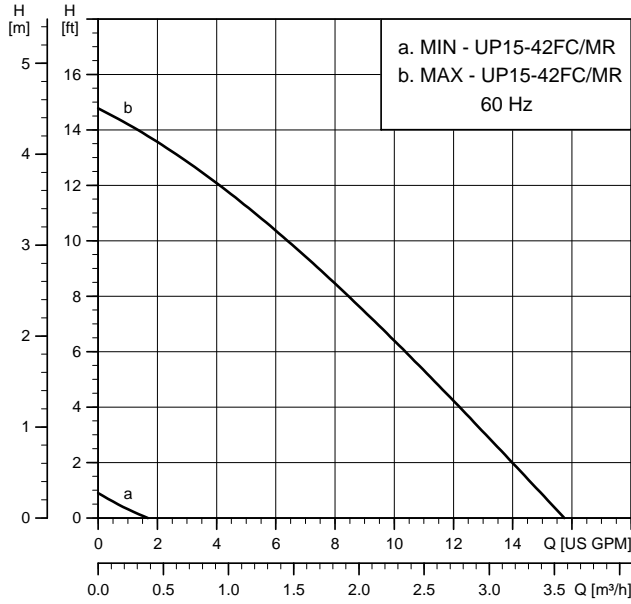
TM03 8757 2407

Model type	Product number		Dimensions [inches (mm)]						Connection type and size	Shipping weight [lbs (kg)]
	115 V	230 V	A	B	C	D	E	F		
UPS 15-42 F	-	59896180	6.5 (165)	5.25 (133)	4.00 (102)	4.19 (106)	3.25 (83)	3.16 (80)	GF 15/26 flange (2) 1/2" dia. bolt holes	7.3 (3.3)

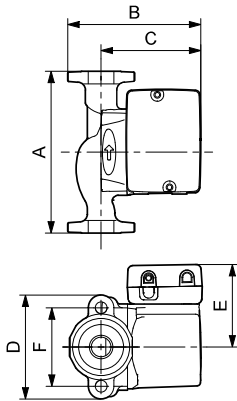
Note: Dimensions in inches unless otherwise noted.

UP 15 MixiMizer

UP 15-42 FC/MR



UP 15-42 FC/MR



TM03 8638 4412

TM03 8528 1907

Flow range: 0-16 gpm (0-3.6 m³/h)
 Head range: 0-15 ft (0-4.6 m)
 Motors: 2-pole, single-phase
 Max. liquid temperature: 205 °F (96 °C)
 Min. liquid temperature: 36 °F (2 °C)
 Max. system pressure: 145 psi (10 bar)

Model	Volts	Amps	Watts	Hp	Capacitor
UP 15-42 FC/MR	115	0.74	85	1/25	10µF/180 V

Approvals



MixiMizer models include the following features:

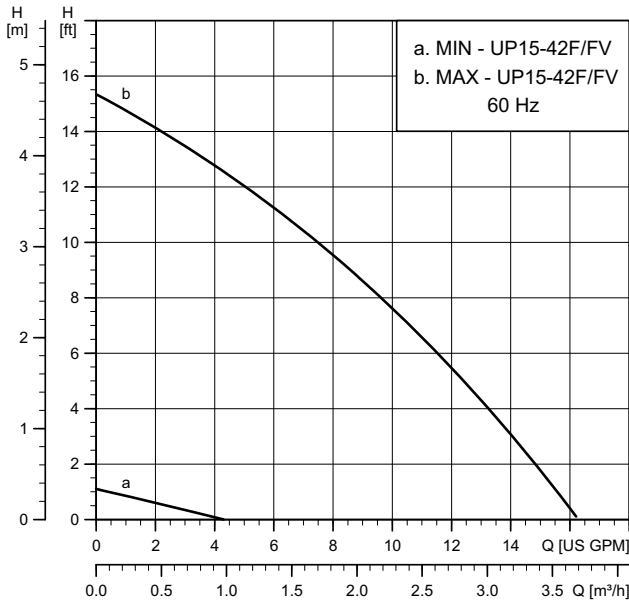
- Two water-temperature sensors (system supply and return (prewired, 8 ft (2.4 m) each
- One prewired 6 ft (1.8 m) line cord
- One outdoor air-temperature sensor
- Optional zone control input
- Optional boiler On/Off output.

Model type	Product number 115 V	Dimensions [inches (mm)]						Connection type and size	Shipping weight [lbs (mm)]
		A	B	C	D	E	F		
UP 15-42 FC/MR	59896804	6.50 (165)	5.25 (133)	4.00 (102)	4.19 (106)	3.25 (83)	3.16 (80)	GF 15/26 flange (2) 1/2" dia. bolt holes	7.5 (3.4)

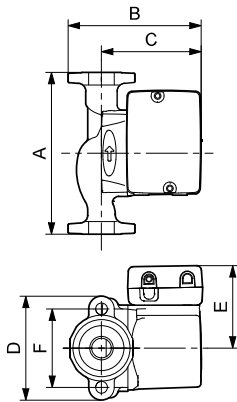
Note: Dimensions in inches unless otherwise noted.

UP Variable Speed

UP 15-42 F/VS



UP 15-42 F/VS



TM03 8840 4412

TM03 8528 1907

- Flow range: 0-16 gpm (0-3.6 m³h)
- Head range: 0-15.5 ft (4.7 m)
- Motors: 2-pole, single-phase
- Max. liquid temperature: 205 °F (96 °C)
- Min. liquid temperature: 36 °F (2 °C)
- Max. system pressure: 145 psi (10 bar)

Model	Volts	Amps	Watts	Hp	Capacitor
UP 15-42 F/FV	115	0.74	85	1/25	10µF/180 V

Approvals



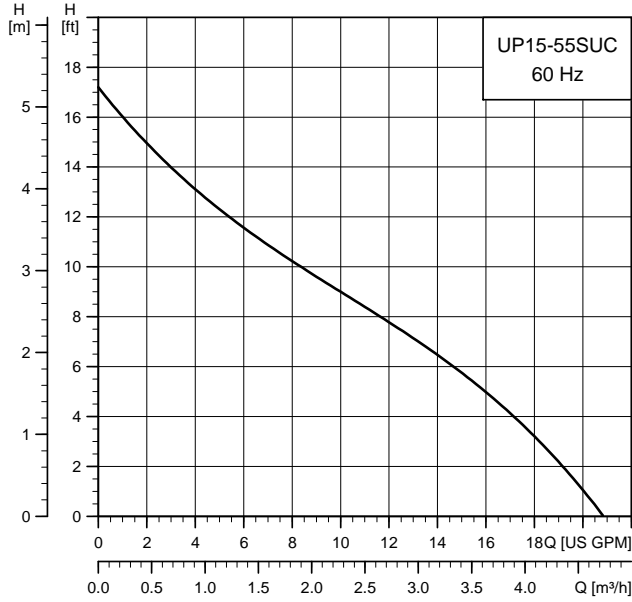
Variable speed models include the following features:

- Three speed-control options:
 - 1) Manual
 - 2) Voltage: 0-10V(DC) or 2-10V(DC)
 - 3) Current: 0-20mA or 4-20 mA
- Dip switch control selection
- Pump exercising
- Manual offset dial
- Performance indicator LED's.

Model type	Product number 115 V	Dimensions [inches (mm)]						Connection type and size	Shipping weight [lbs (kg)]
		A	B	C	D	E	F		
UP 15-42 F/VS	59896807	6.50 (165)	5.25 (133)	4.00 (102)	4.19 (106)	3.25 (83)	3.16 (80)	GF 15/26 flange (2) 1/2" dia. bolt holes	7.5 (3.4)

Note: Dimensions in inches unless otherwise noted.

UP 15-55 SUC



Flow range: 0-21.5 gpm (0-4.9 m³h)
 Head range: 0-17 ft (0-5.2 m)
 Motors: 2-pole, single-phase
 Max. liquid temperature: 230 °F (110 °C)
 Min. liquid temperature: 36 °F (2 °C)
 Max. system pressure: 145 psi (10 bar)
 Closed system

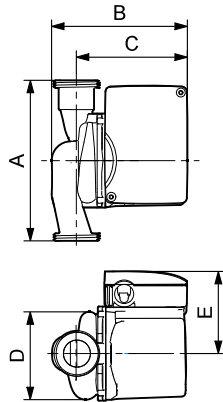
Model	Volts	Amps	Watts	Hp	Capacitor
UP 15-55 SUC	230	0.42	97	0.13	2μF/400 V

Approvals



TM03 8845 4412

UP 15-55 SUC

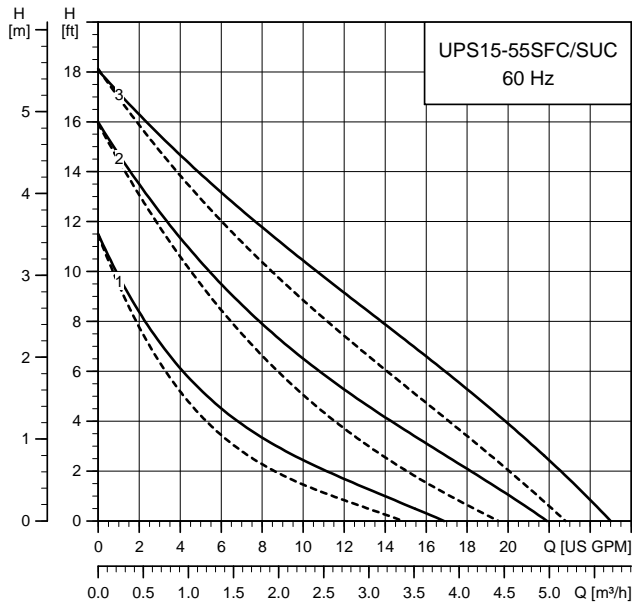


TM03 8777 2507

Model type	Product number		Dimensions [inches (mm)]						Connection type and size	Shipping weight [lbs (kg)]
	115 V	230 V	A	B	C	D	E	F		
UP 15-55 SUC	—	59896786	5.88 (149)	5.06 (129)	4.13 (105)	3.44 (87)	2.94 (75)	5.88 (149)	GU125	5.4 (2.5)

Note: Dimensions in inches unless otherwise noted.

UPS 15-55 SFC/SUC/TLC



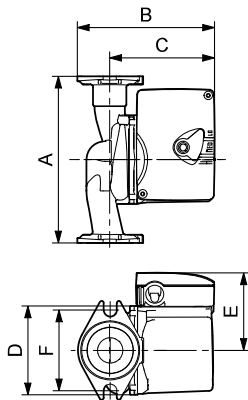
Flow range: 0-25 gpm (0-5.7 m³/h)
 Head range: 0-18 ft (0-5.5 m)
 Motors: 2-pole, single-phase
 Max. liquid temperature: 230 °F (110 °C)
 Min. liquid temperature: 36 °F (2 °C)
 Max. system pressure: 145 psi (10 bar)

Note: If the UP pump is equipped with a timer, the maximum liquid temperature is 150 °F (66 °C).

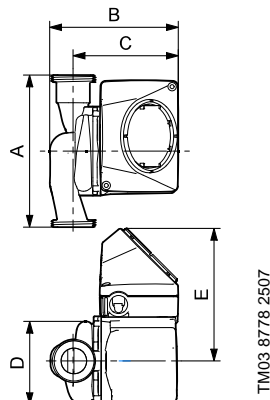
Model	Speed	Volts	Amps	Watts	Hp	Capacitor
UPS 15-55 SFC	3	115	0.75	87	0.12	10µF/180 V
	2		0.69	77	0.1	
	1		0.53	58	0.08	
UPS 15-55 SUC	3	115	0.69	87	0.12	
	2		0.66	74	0.1	
	1		0.31	56	0.08	

— Without check valve
 - - - With check valve

UPS 15-55 SFC



UPS 15-55 SUC/TLC



Approvals

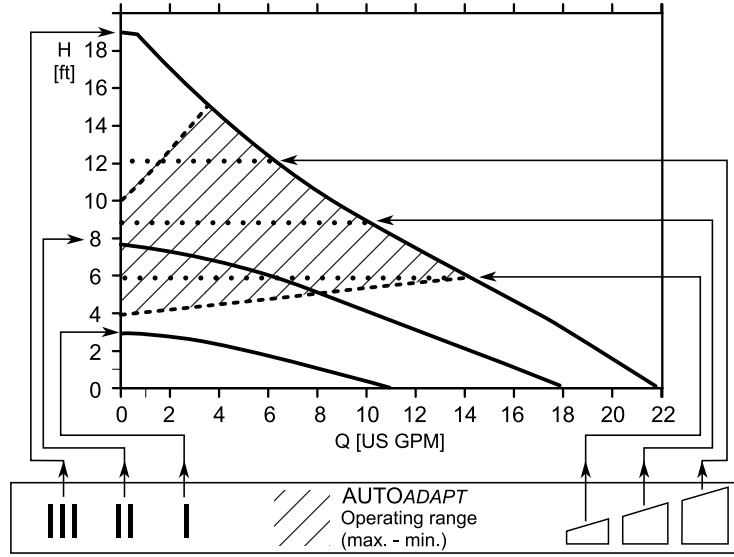


Model type	Product number 115 V	Dimensions [inches]						Connection type and size	Shipping weight [lbs]
		A	B	C	D	E	F		
UPS 15-55 SFC	59896773	6.50 (165)	5.50 (140)	4.13 (105)	3.88 (99)	2.94 (75)	3.13 (80)	GF15/26	6.0 (13.2)
UPS 15-55 SUC	59896781	5.88 (149)	5.06 (129)	4.13 (105)	3.44 (87)	2.94 (75)	—	GU125	5.4 (11.9)
UPS 15-55 SUC/TLC	59896783	5.88 (149)	5.06 (129)	4.13 (105)	3.44 (87)	2.94 (75)	—	GU125	6.2 (13.6)

Note: LC/TLC models have 6 ft (1.8 m), 3-prong power cord. Removable check valve. Dimensions in inches unless otherwise noted.

UP 15 ALPHA

Performance* and operation mode selection



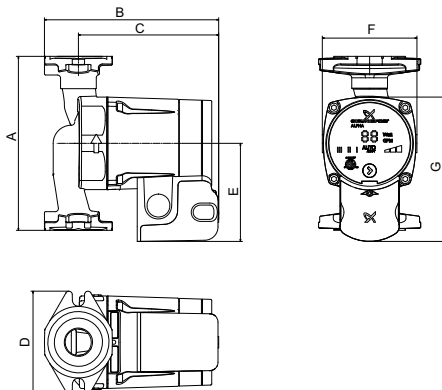
TM04 6025 0611

Pos.	Description
	<ul style="list-style-type: none"> • Push-button for selection of pump setting • Every time the push-button is pressed, the circulator setting is changed
III	<p>High fixed Speed</p> <ul style="list-style-type: none"> • Runs at a constant speed and consequently on a constant curve. In Speed III, the pump is set on the maximum curve under all operating conditions. Quick vent of the pump can be obtained by setting the pump to Speed III for a short period.
II	<p>Medium fixed speed</p> <ul style="list-style-type: none"> • Runs at a constant speed and consequently on a constant curve. In Speed II, the pump is set on the medium curve under all operating conditions.
I	<p>Low fixed speed</p> <ul style="list-style-type: none"> • Runs at a constant speed and consequently on a constant curve. In Speed I, the pump is set on the minimum curve under all operating conditions.

Pos.	Description
	<p>Constant pressure I</p> <ul style="list-style-type: none"> • The duty point of the pump will move left and right along the lowest constant-pressure curve depending on water demand in the system. The pump head (pressure) is kept constant, irrespective of the water demand.
	<p>Constant pressure II</p> <ul style="list-style-type: none"> • The duty point of the pump will move left and right along the middle constant-pressure curve depending on water demand in the system. The pump head (pressure) is kept constant, irrespective of the water demand.
	<p>Constant pressure III</p> <ul style="list-style-type: none"> • The duty point of the pump will move left and right along the highest constant-pressure curve depending on water demand in the system. The pump head (pressure) is kept constant, irrespective of the water demand.
	<p>AutoAdapt (factory setting)</p> <ul style="list-style-type: none"> • This function controls the pump performance automatically within the defined performance range, automatically adjusting the pump performance to system demands over time.

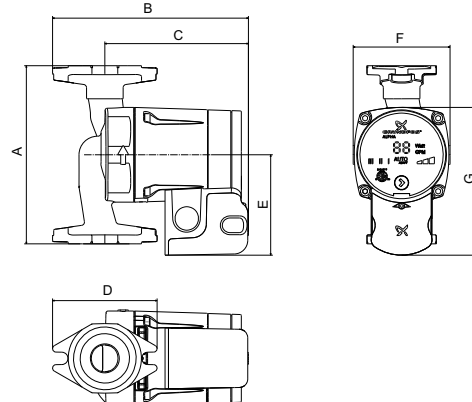
*Hydraulic performance without check valve.

ALPHA 15-55 F Terminal box



TM04 9773 0111

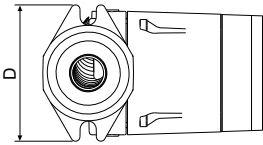
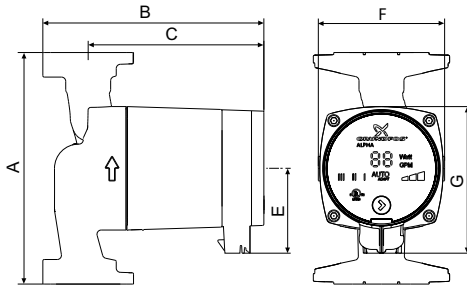
ALPHA 15-55 FR Terminal box



TM04 9774 0111

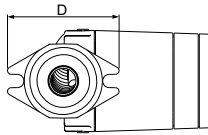
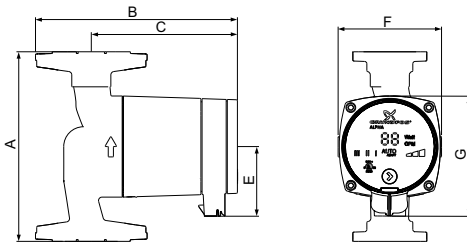
UP 15 ALPHA

ALPHA 15-55 F Linecord



TM04 6012 4709

ALPHA 15-55 FR Linecord



TM04 6013 4709

Flow range: 0-21.5 gpm (4.9 m³h)
 Head range: 0-17 ft (5.2 m)
 Motors: 2-pole, single-phase
 Max. liquid temperature: 230 °F (110 °C)
 Min. liquid temperature: 36 °F (2 °C)
 Max. system pressure: 150 psi (10 bar)
 Closed (F, FR) and open systems (SF)

Model	Volts	Amps	Watts	Hp	Capacitor
ALPHA 15-55	115	0.65	5 to 45	0.06	-

Approximate power usage

Speed setting	Min.	Max.
High fixed speed	39W	45W
Medium fixed speed	15W	30W
Low fixed speed	5W	8W
Constant pressure	8W	45W
Constant pressure	14W	45W
Constant pressure	22W	45W
AutoADAPT	5W	45W

Approvals



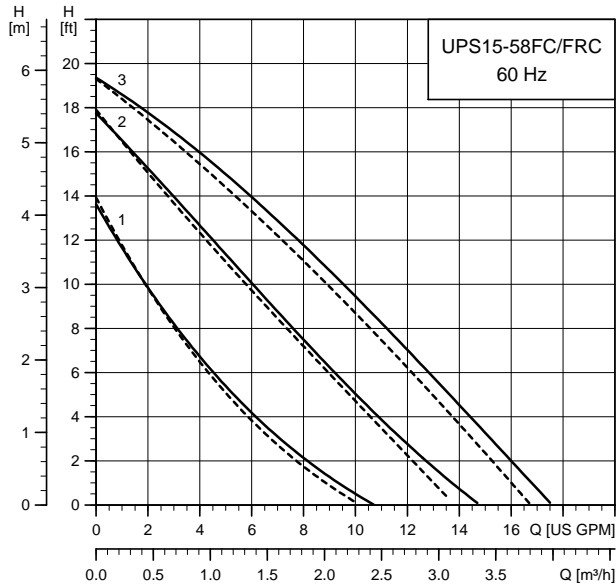
Canadian EMC Standard: ICES-003

This Class B digital apparatus complies with Canadian ICES-003.

Model type	Product number 115 V	Dimensions [inches (mm)]							Connection type and size	Shipping weight [lbs (kg)]
		A	B	C	D	E	F	G		
ALPHA 15-55 F	59896877	6.50 (165)	6.50 (165)	5.25 (133)	3.82 (97)	3.69 (94)	3.56 (90)	5.38 (137)	GF 15/26 (2) 1/2" dia. bolt holes	7.2 (15.8)
ALPHA 15-55 FR	59896878	6.50 (165)	7.19 (183)	5.25 (133)	3.82 (97)	3.69 (94)	3.56 (90)	5.38 (137)		7.1 (15.6)
ALPHA 15-55 SF	59896879	6.50 (165)	6.50 (165)	5.25 (133)	3.82 (97)	3.69 (94)	3.56 (90)	5.38 (137)		6.1 (13.4)
ALPHA 15-55 F/LC	59896832	6.50 (165)	6.50 (165)	4.94 (125)	4.00 (102)	2.50 (64)	3.44 (87)	4.13 (105)	GF 15/26 (2) 1/2" dia. bolt holes	7.5 (16.5)
ALPHA 15-55 FR/LC	59896833	6.50 (165)	7.00 (178)	4.94 (125)	4.00 (102)	2.50 (64)	3.44 (87)	4.13 (105)		7.3 (16.1)
ALPHA 15-55 SF/LC	59896834	6.50 (165)	6.50 (165)	4.94 (125)	4.00 (102)	2.50 (64)	3.44 (87)	4.13 (105)		6.3 (13.8)

Note: Dimensions in inches unless otherwise noted.
 LC models have 6 ft (1.8 m), 3-prong power cord.

UPS 15-58 FC/FRC



TM03 5535 4412

Flow range: 0-17 gpm (0-3.9 m³/h)
 Head range: 0-19.5 ft (0-5.9 m)
 Motors: 2-pole, single-phase
 Max. liquid temperature: 230 °F (110 °C)
 Min. liquid temperature: 36 °F (2 °C)
 Max. system pressure: 145 psi (10 bar)

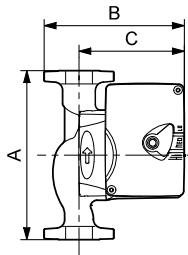
Model	Speed	Volts	Amps	Watts	Hp	Capacitor
UPS 15-58 FC/ FRC	3	115	0.75	87	1/25	10μF/180 V
	2		0.66	80	1/25	
	1		0.55	60	1/25	

— Without check valve
 - - - With check valve

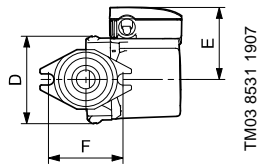
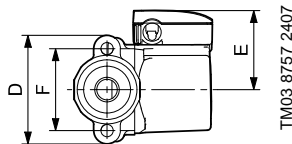
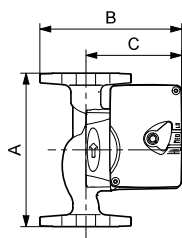
Approvals



UPS 15-58 FC



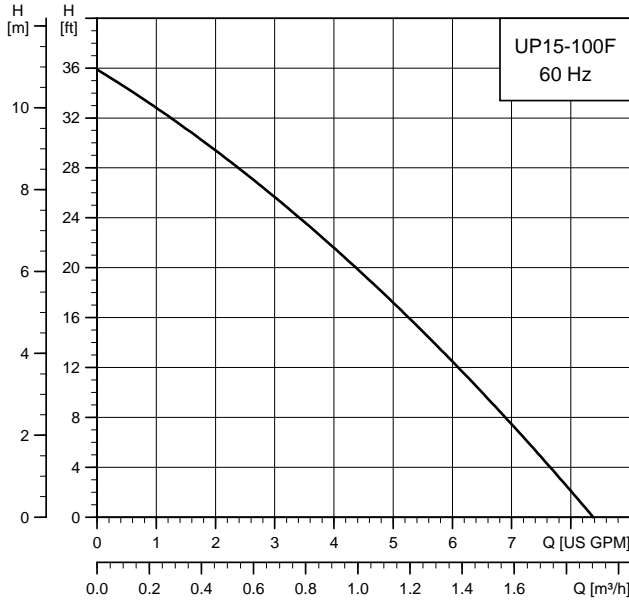
UPS 15-58 FRC



Model type	Product number 115 V	Dimensions [inches (mm)]						Connection type and size	Shipping weight [lbs (kg)]
		A	B	C	D	E	F		
UPS 15-58 FC	59896341	6.50 (165)	5.25 (133)	4.00 (102)	4.19 (106)	3.00 (76)	3.16 (80)	GF 15/26 flange (2) 1/2" dia. bolt holes	7.3 (3.3)
UPS 15-58 FRC	59896343	6.50 (165)	5.25 (133)	4.00 (102)	4.19 (106)	3.00 (76)	3.16 (80)	GF 15/26 flange (2) 1/2" dia. bolt holes	7.3 (3.3)

Note: The check valve can be removed.
 Dimensions in inches unless otherwise noted.

UP 15-100 F



TM03 5534 4412

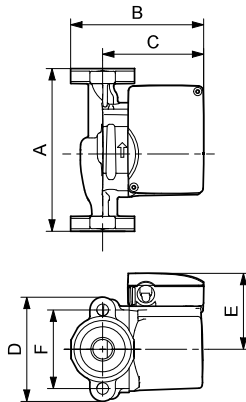
Flow range: 0-8.4 gpm (0-1.9 m³h)
 Head range: 0-36 ft (0-11.0 m)
 Motors: 2-pole, single-phase
 Max. liquid temperature: 205 °F (96 °C)
 Min. liquid temperature: 36 °F (2 °C)
 Max. system pressure: 145 psi (10 bar)
 Closed system

Model	Volts	Amps	Watts	Hp	Capacitor
UP 15-100 F	115	1.1	135	1/25	12µF/170 V

Approvals



UP 15-100 F

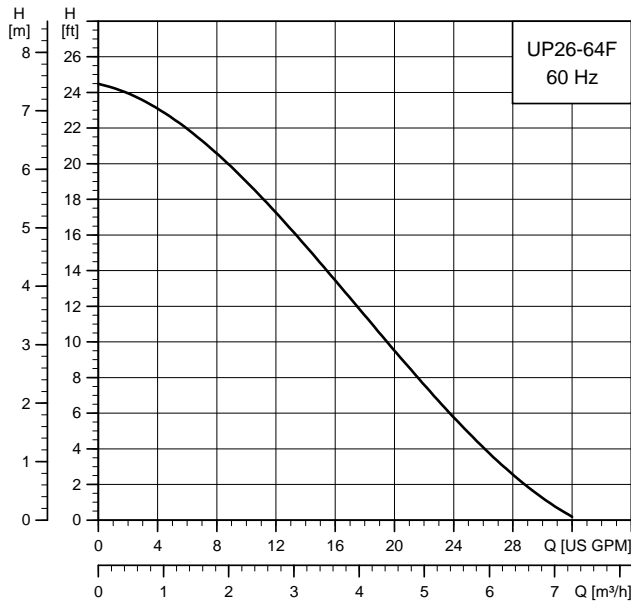


TM03 8530 1907

Model type	Product number 115 V	Dimensions [inches]						Connection type and size	Shipping weight [lbs (kg)]
		A	B	C	D	E	F		
UP 15-100 F	59896300	6.50 (165)	5.25 (133)	4.00 (102)	4.19 (106)	3.25 (83)	3.16 (80)	GF 15/26 flange (2) 1/2" dia. bolt holes	7.3 (3.3)

Note: Dimensions in inches unless otherwise noted.

UP 26-64 F



TM03 5536 4412

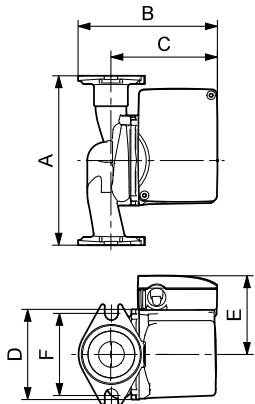
Flow range: 0-32 gpm (0-7.3 m³h)
 Head range: 0-24.5 feet (0-5.7 m)
 Motors: 2-pole, single-phase
 Max. liquid temperature: 230 °F (110 °C)
 Min. liquid temperature: 36 °F (2 °C)
 Max. system pressure: 145 psi (10 bar)
 Closed system

Model	Volts	Amps	Watts	Hp	Capacitor
UP 26-64 F	115	1.7	185	1/12	8µF/180 V
	230	0.8	175	1/12	2.5µF/380 V

Approvals



UP 26-64 F



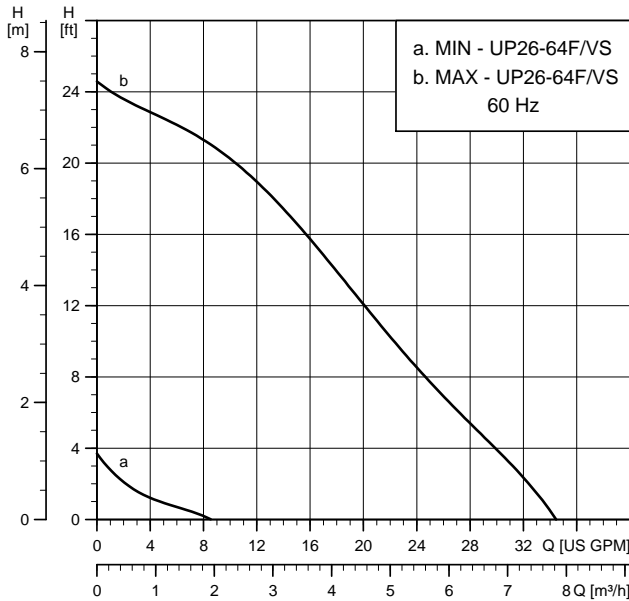
TM03 8776 2507

Model type	Product number		Dimensions [inches (mm)]						Connection type and size	Shipping weight [lbs (kg)]
	115 V	230 V	A	B	C	D	E	F		
UP 26-64 F	52722330	52722327	6.50 (165)	6.38 (162)	5.06 (129)	4.13 (105)	3.50 (89)	3.16 (80)	GF 15/26 flange (2) 1/2" dia. bolt holes	11 1/4 (5.1)

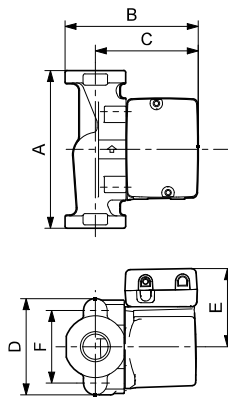
Note: Dimensions in inches unless otherwise noted.

UP 26 Variable Speed

UP 26-64 F/VS



UP 26-64 F/VS



TM03 8841 4412

TM03 8533 1907

Flow range: 0-34 gpm (0-7.7 m³h)
 Head range: 0-24.5 ft (0-7.5 m)
 Motors: 2-pole, single-phase
 Max. liquid temperature: 195 °F (91 °C)
 Min. liquid temperature: 36 °F (2 °C)
 Max. system pressure: 145 psi (10 bar)

Model	Volts	Amps	Watts	Hp	Capacitor
UP 26-64 F/VS	115	1.7	185	1/12	8µF/180 V

Approvals



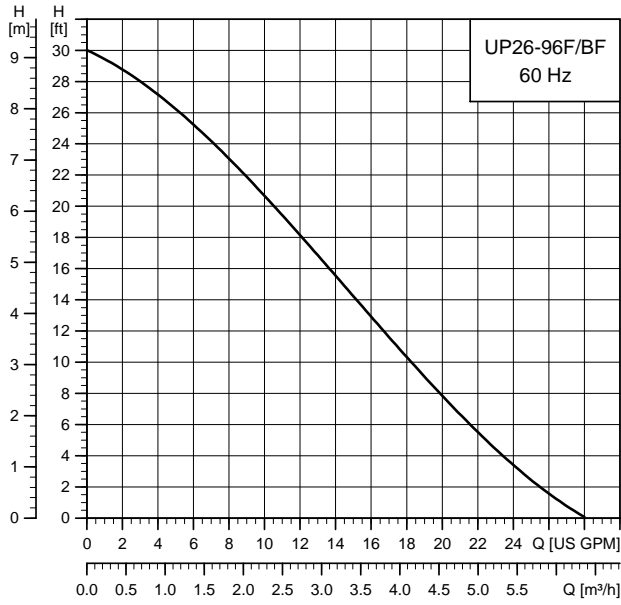
Variable speed models include the following features:

- Three speed-control options:
 - 1) Manual
 - 2) Voltage: 0-10V(DC) or 2-10V(DC)
 - 3) Current: 0-20mA or 4-20 mA
- Dip switch control selection
- Pump exercising
- Manual offset dial
- Performance indicator LEDs.

Model type	Product number 115V	Dimensions [inches (mm)]						Connection type and size	Shipping weight [lbs (kg)]
		A	B	C	D	E	F		
UP 26-64 F/VS	52722553	6.50 (165)	6.38 (162)	5.06 (129)	4.13 (105)	3.50 (89)	3.16 (80)	GF 15/26 flange (2) 1/2" dia. bolt holes	11.3 (5.1)

Note: Dimensions in inches unless otherwise noted.

UP 26-96 F/BF



Flow range: 0-28 gpm (0-6.4 m³h)
 Head range: 0-30 ft (0-9.1 m)
 Motors: 2-pole, single-phase
 Max. liquid temperature: 230 °F (110 °C)
 Min. liquid temperature: 36 °F (2 °C)
 Max. system pressure: 145 psi (10 bar)
 Closed system (F) and open system (BF)

Model	Volts	Amps	Watts	Hp	Capacitor
UP 26-96 F/BF	115	1.7	205	1/12	10µF/180 V
	230	0.8	205	1/12	2.5µF/380 V

Approvals

UP 26-96 F/BF

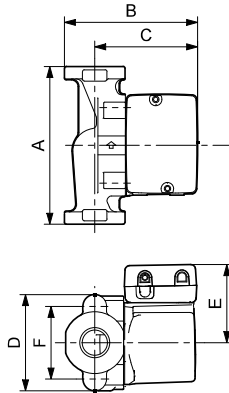


UP 26-96 BF



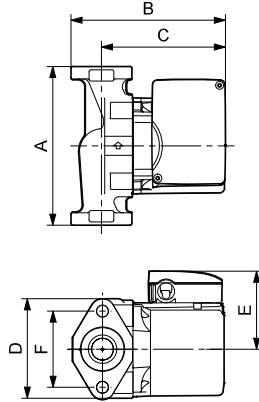
TM03 5556 4412

UP 26-96 F



TM03 8533 1907

UP 26-96 BF



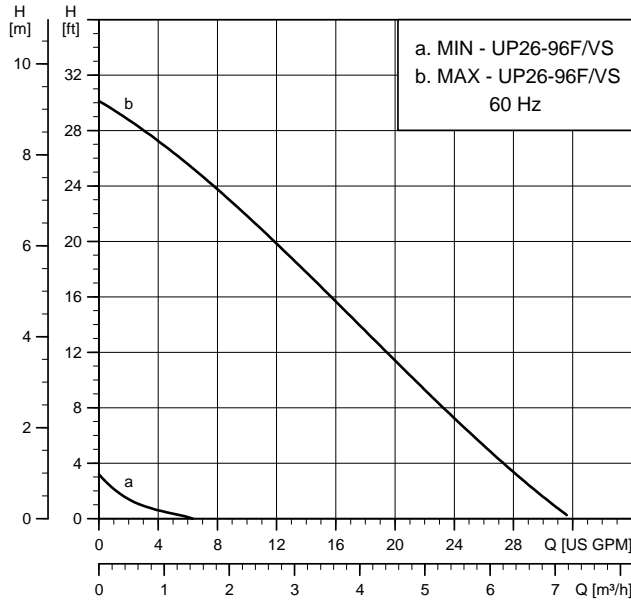
TM03 8543 1907

Model type	Product number		Dimensions [inches (mm)]						Connection type and size	Shipping weight [lbs (kg)]
	115 V	230 V	A	B	C	D	E	F		
UP 26-96 F	52722341	52722338	6.50 (165)	6.38 (162)	5.06 (129)	4.13 (105)	3.50 (89)	3.16 (80)	GF 15/26 flange (2) 1/2" dia. bolt holes	11.3 (5.1)
UP 26-96 BF	52722336	52722334	6.50 (165)	6.38 (162)	5.06 (129)	4.13 (105)	3.50 (89)	3.16 (80)	GF 15/26 flange (2) 1/2" dia. bolt holes	12.5 (5.7)

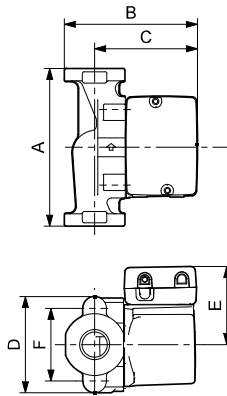
Note: Dimensions in inches unless otherwise noted.

UP 26 Variable Speed

UP 26-96 F/VS



UP 26-96 F/VS



TM03 8842 4412

TM03 8533 1907

Flow range: 0-28 gpm (0-6.4 m³h)
 Head range: 0-30 ft (0-9.1 m)
 Motors: 2-pole, single-phase
 Max. liquid temperature: 195 °F (91 °C)
 Min. liquid temperature: 36 °F (2 °C)
 Max. system pressure: 145 psi (10 bar)

Model	Volts	Amps	Watts	Hp	Capacitor
UP 26-96 F/VS	115	1.7	205	1/12	10µF/180 V

Approvals



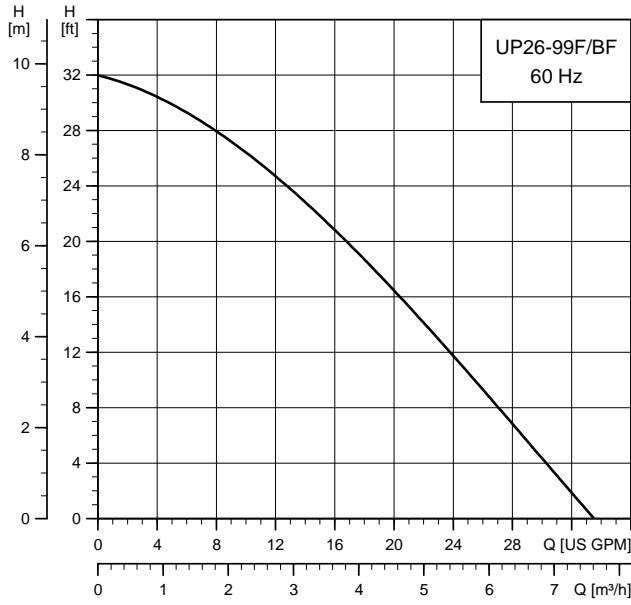
Variable speed models include the following features:

- Three speed-control options:
 - 1) Manual
 - 2) Voltage: 0-10V(DC) or 2-10V(DC)
 - 3) Current: 0-20mA or 4-20 mA
- Dip switch control selection
- Pump exercising
- Manual offset dial
- Performance indicator LEDs.

Model type	Product number 115 V	Dimensions [inches (mm)]						Connection type and size	Shipping weight [lbs (kg)]
		A	B	C	D	E	F		
UP 26-96 F/VS	52722552	6.50 (165)	6.38 (162)	5.06 (129)	4.13 (105)	3.50 (89)	3.16 (80)	GF 15/26 flange (2) 1/2" dia. bolt holes	11.3 (5.1)

Note: Dimensions in inches unless otherwise noted.

UP 26-99 F/BF



TM03 5557 4412

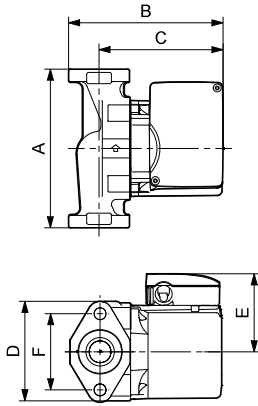
Flow range: 0-34 gpm (7.7 m³h)
 Head range: 0-32 feet (0-9.8 m)
 Motors: 2-pole, single-phase
 Max. liquid temperature: 230 °F (110 °C)
 Min. liquid temperature: 36 °F (2 °C)
 Max. system pressure: 145 psi (10 bar)
 Closed system (F) and open system (BF)

Model	Volts	Amps	Watts	Hp	Capacitor
UP 26-99 F/BF	115	2.15	245	1/6	10µF/180 V
	230	1.07	245	1/6	2.5µF/380 V

Approvals



UP 26-99 F/BF

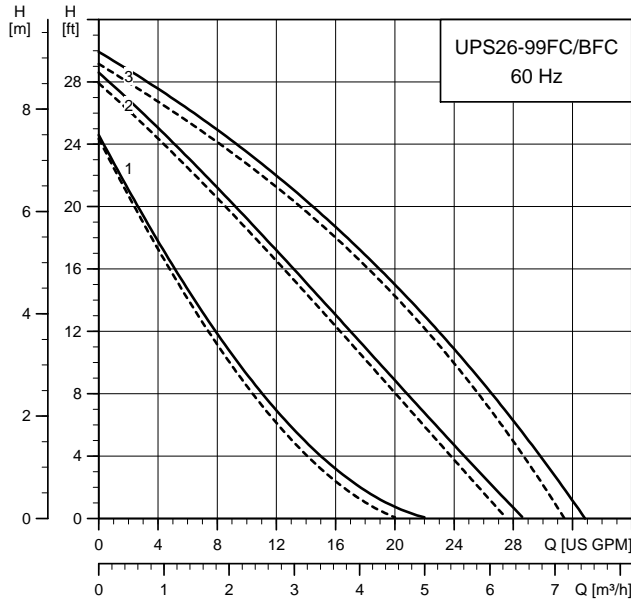


TM03 8532 1907

Model type	Product number		Dimensions [inches (mm)]						Connection type and size	Shipping weight [lbs (kg)]
	115 V	230 V	A	B	C	D	E	F		
UP 26-99 F	52722355	52722351	6.50 (165)	6.38 (162)	5.06 (129)	4.13 (105)	3.50 (89)	3.16 (80)	GF 15/26 flange (2) 1/2" dia. bolt holes	12.5 (5.7)
UP 26-99 BF	52722347	52722346	6.50 (165)	6.38 (162)	5.06 (129)	4.13 (105)	3.50 (89)	3.16 (80)	GF 15/26 flange (2) 1/2" dia. bolt holes	12.5 (5.7)

Note: Dimensions in inches unless otherwise noted.

UPS 26-99 FC/BFC



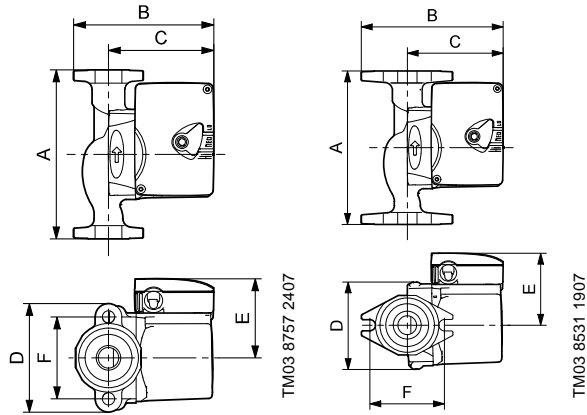
Flow range: 0-33 gpm (0-7.5 m³h)
 Head range: 0-29 ft (0-8.8 m)
 Motors: 2-pole, single-phase
 Max. liquid temperature: 230 °F (110 °C)
 Min. liquid temperature: 36 °F (2 °C)
 Max. system pressure: 145 psi (10 bar)

Model	Speed	Volts	Amps	Watts	Hp	Capacitor
UPS 26-99 FC	3	115	1.8	197	1/6	20µF/180 V
	2		1.5	179	1/6	20µF/180 V
	1		1.3	150	1/6	20µF/180 V
UPS 26-99 FC/BFC	3	230	0.9	196	1/6	5µF/400 V
	2		0.8	179	1/6	5µF/400 V
	1		0.7	150	1/6	5µF/400 V

— Without check valve
 - - - With check valve

UPS 26-99 FC

UPS 26-99 BFC



Approvals

UP 26-99 F/BFC

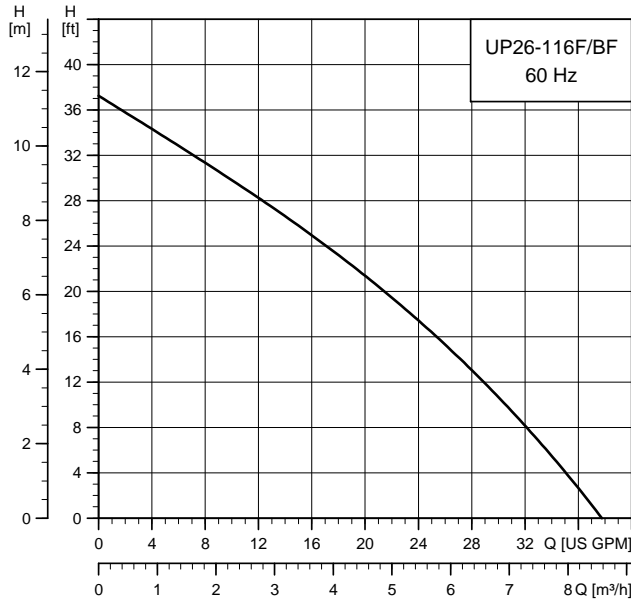
UP 26-99 BFC



Model type	Product number		Dimensions [inches (mm)]						Connection type and size	Shipping weight [lbs (kg)]
	115 V	230 V	A	B	C	D	E	F		
UPS 26-99 FC	52722512	52722513	6.50 (165)	6.00 (152)	4.88 (124)	3.50 (89)	3.44 (87)	3.16 (80)	GF 15/26 flange (2) 1/2" dia. bolt holes	10.3 (4.7)
UPS 26-99 BFC	52722518	52722519	6.50 (165)	6.00 (152)	4.88 (124)	3.50 (89)	3.44 (87)	3.16 (80)	GF 15/26 flange (2) 1/2" dia. bolt holes	10.3 (4.7)

Note: The check valve can be removed.
 Dimensions in inches unless otherwise noted.

UP 26-116 F/BF



TM03 5577 4412

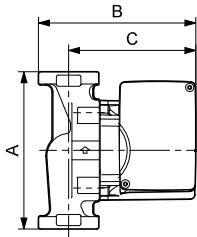
Flow range: 0-37 gpm (0-8.4 m³h)
 Head range: 0-37 ft (0-11.3 m)
 Motors: 2-pole, single-phase
 Max. liquid temperature: 150 °F (65 °C)
 Min. liquid temperature: 32 °F (0 °C)
 Max. system pressure: 145 psi (10 bar)
 Closed system (F) and open system (BF)

Model	Volts	Amps	Watts	Hp	Capacitor
UP 26-116 F/BF	230	1.8	385	1/6	2.5µF/380 V

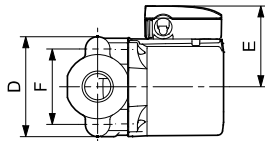
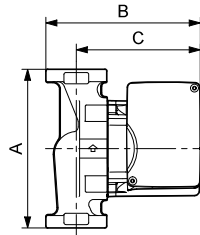
Approvals



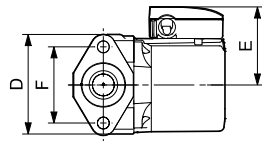
UP 26-116 F



UP 26-116 BF



TM03 8758 2407

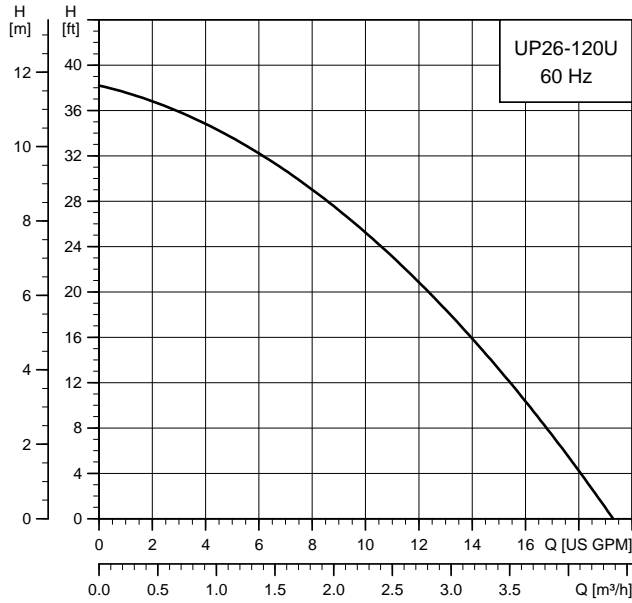


TM03 8543 1907

Model type	Product number 230 V	Dimensions [inches (mm)]						Connection type and size	Shipping weight [lbs (kg)]
		A	B	C	D	E	F		
UP 26-116 F	52722377	6.50 (165)	6.38 (162)	5.06 (129)	4.13 (105)	3.50 (89)	3.16 (80)	GF 15/26 flange (2) 1/2" dia. bolt holes	12.5 (5.7)
UP 26-116 BF	52722393	6.50 (165)	6.38 (162)	5.06 (129)	4.13 (105)	3.50 (89)	3.16 (80)	GF 15/26 flange (2) 1/2" dia. bolt holes	12.5 (5.7)

Note: Dimensions in inches unless otherwise noted.

UP 26-120 U



TM03 5546 4412

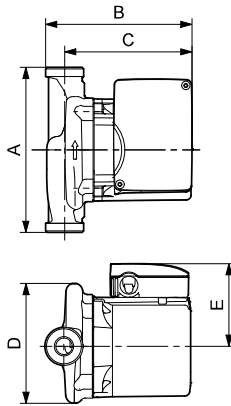
Flow range: 0-19 gpm (0-4.3 m³h)
 Head range: 0-38 ft (0-11.6 m)
 Motors: 2-pole, single-phase
 Max. liquid temperature: 203 °F (95 °C)
 Min. liquid temperature: 32 °F (0 °C)
 Max. system pressure: 145 psi (10 bar)
 Closed system

Model	Volts	Amps	Watts	Hp	Capacitor
UP 26-120 U	115	2.15	215	1/6	10µF/180 V
	230	1.07	220	1/6	2.5µF/380 V

Approvals



UP 26-120 U

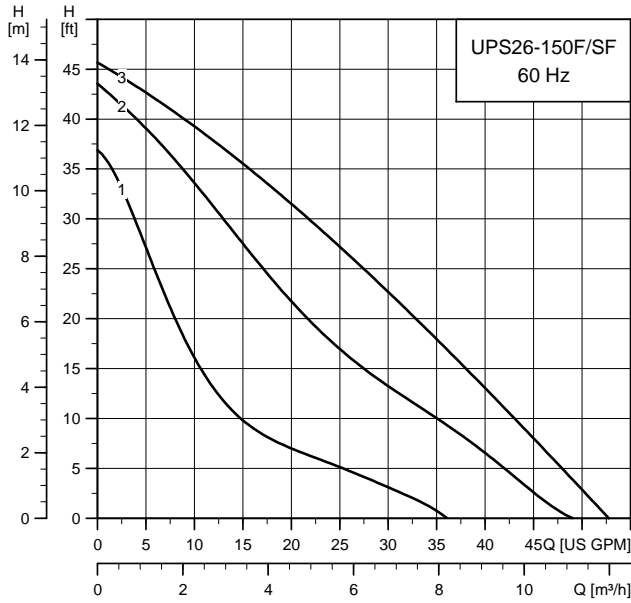


TM03 8761 2407

Model type	Product number		Dimensions [inches (mm)]					Connection type and size	Shipping weight [lbs (kg)]
	115 V	230 V	A	B	C	D	E		
UP 26-120 U	52722435	52722436	7.06 (179)	5.88 (149)	5.06 (129)	4.88 (124)	3.50 (89)	GF 125 union - 1 1/4" NPSM	10.5 (4.8)

Note: Dimensions in inches unless otherwise noted.

UPS 26-150 F/SF

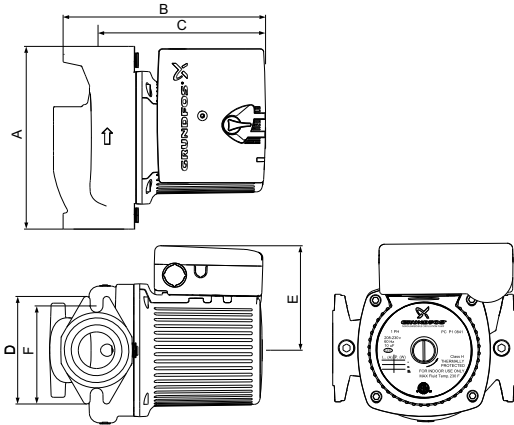


TM04 5463 4412

Flow range: 0-53 gpm (0-12 m³h)
 Head range: 0-46 ft (0-14 m)
 Motors: 2-pole, single-phase
 Max. liquid temperature: 230 °F (110 °C)
 Min. liquid temperature: 36 °F (2 °C)
 Max. system pressure: 145 psi (10 bar)

Model	Speed	Volts	Amps	Watts	Hp	Capacitor
UPS 26-150 F/ SF	3	115	3.5	370	1/2	40µF/ 180V
	2		3.1	335	1/2	
	1		2.5	265	1/2	
UPS 26-150 F/ SF	3	208	1.7	350	1/2	10µF/ 400V
	2		1.5	310	1/2	
	1		1.2	250	1/2	
UPS 26-150 F/ SF	3	230	1.7	370	1/2	10µF/ 400V
	2		1.5	335	1/2	
	1		1.2	265	1/2	

UPS 26-150 F/SF



TM04 6014

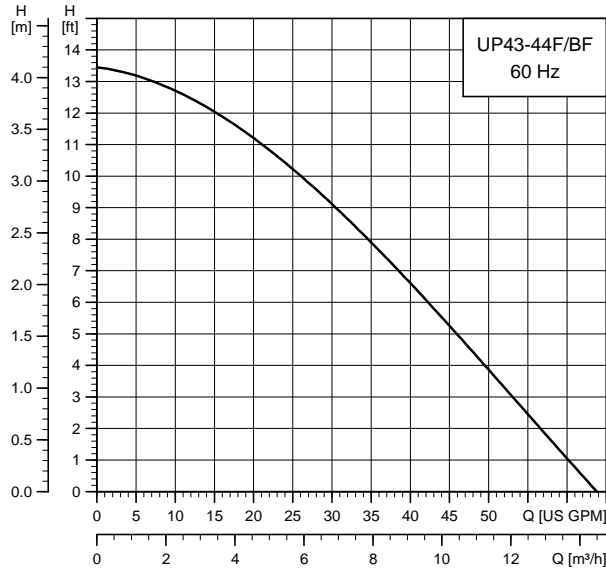
Approvals



Model type	Product number		Dimensions [inches (mm)]						Connection type and size	Shipping weight [lbs (kg)]
	115 V	208 - 230 V	A	B	C	D	E	F		
UPS 26-150 F	95906630	95906631	6.50 (165)	7.13 (181)	5.88 (149)	3.88 (98)	3.75 (95)	3.13 (79)	GF 15/26 flange (2) 1/2" dia. bolt holes	17.4 (7.9)
UPS 26-150 SF	95906632	95906633	6.50 (165)	7.13 (181)	5.88 (149)	3.88 (98)	3.75 (95)	3.13 (79)	GF 15/26 flange (2) 1/2" dia. bolt holes	17.4 (7.9)

Note: Dimensions in inches unless otherwise noted.

UP 43-44 F/BF



Flow range: 0-68 gpm (0-15.4 m³h)
 Head range: 0-13.5 ft (0-4.1 m)
 Motors: 2-pole, single-phase
 Max. liquid temperature: 230 °F (110 °C)
 Min. liquid temperature: 32 °F (0 °C)
 Max. system pressure: 145 psi (10 bar)
 Closed system (F) and open system (BF)

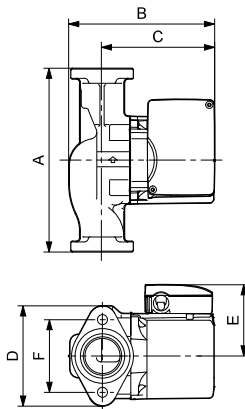
Model	Volts	Amps	Watts	Hp	Capacitor
UP 43-44 F/BF	115	2.15	215	1/6	10µF/180 V
	230	1.07	220	1/6	2.5µF/380 V

Approvals



TM03 5558 4412

UP 43-44 F/BF

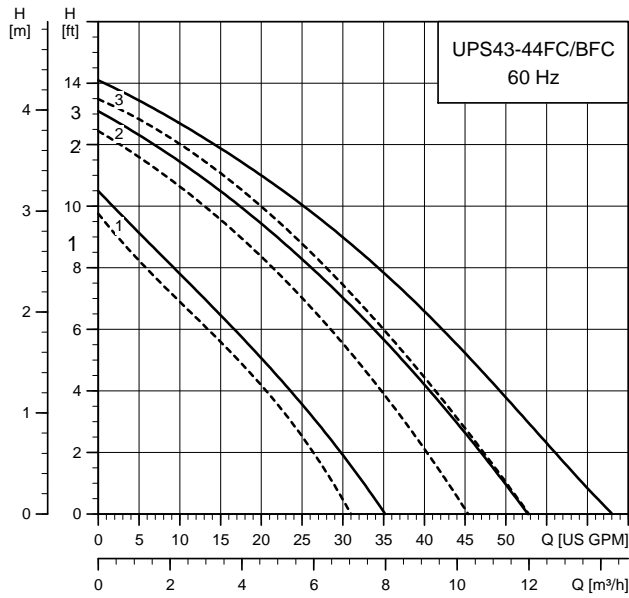


TM03 8544 1907

Model type	Product number		Dimensions [inches (mm)]						Connection type and size	Shipping weight [lbs (kg)]
	115 V	230 V	A	B	C	D	E	F		
UP 43-44 F	52722437	52722438	8.50 (216)	6.69 (170)	5.19 (132)	4.75 (121)	3.50 (89)	3.44 (87)	GF 40/43 flange (2) 1/2" dia. bolt holes	13.5 (6.1)
UP 43-44 BF	52722439	52722440	8.50 (216)	6.69 (170)	5.19 (132)	4.75 (121)	3.50 (89)	3.44 (87)	GF 40/43 flange (2) 1/2" dia. bolt holes	15 (6.8)

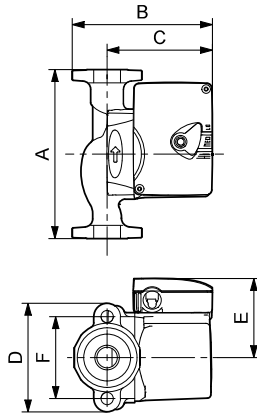
Note: Dimensions in inches unless otherwise noted.

UPS 43-44 FC/BFC



TM03 8196 4412

UPS 43-44 FC/BFC



TM03 8757 2407

Flow range: 0-63 gpm (0-14.3 m³/h)
 Head range: 0-14 ft (0-4.3 m)
 Motors: 2-pole, single-phase
 Max. liquid temperature: 230 °F (110 °C)
 Min. liquid temperature: 32 °F (0 °C)
 Max. system pressure: 145 psi (10 bar)

Model	Speed	Volts	Amps	Watts	Hp	Capacitor
UPS 43-44 FC/ BFC	3	115	1.8	203	1/6	20μF/180 V
	2		1.7	189	1/6	20μF/180 V
	1		1.4	157	1/6	20μF/180 V
UPS 43-44 FC/ BFC	3	230	0.9	203	1/6	5μF/400 V
	2		0.8	190	1/6	5μF/400 V
	1		0.7	157	1/6	5μF/400 V

— Without check valve

- - - With check valve

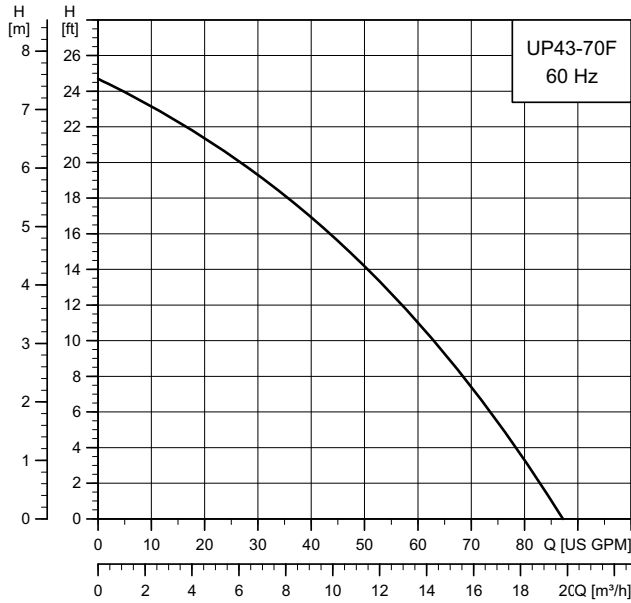
Approvals



Model type	Product number		Dimensions [inches (mm)]						Connection type and size	Shipping weight [lbs (kg)]
	115 V	230 V	A	B	C	D	E	F		
UPS 43-44 FC	52722514	52722515	8.50 (216)	6.69 (170)	5.13 (130)	4.75 (121)	3.19 (81)	3.44 (87)	GF 40/43 flange (2) 1/2" dia. bolt bores	13.5 (6.1)
UPS 43-44 BFC	52722520	52722521	8.50 (216)	6.69 (170)	5.13 (130)	4.75 (121)	3.19 (81)	3.44 (87)	GF 40/43 flange (2) 1/2" dia. bolt bores	13.5 (6.1)

Note: The check valve can be removed.
 Dimensions in inches unless otherwise noted.

UP 43-70 F

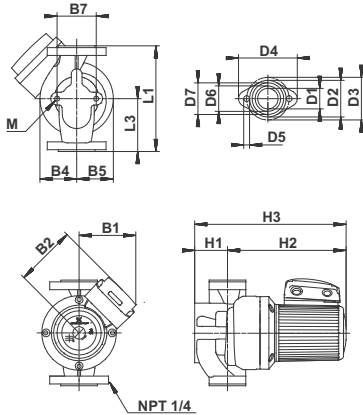


TM04 9904 4412

Flow range: 85 gpm (19.3 m³h)
 Head range: 24.5 ft (7.5 m)
 Motors: 2-pole, single-phase
 Max. liquid temperature: 230 °F (110 °C)
 Min. liquid temperature: 14 °F (-10 °C)
 Max. system pressure: 145 psi (10 bar)
 Closed system

Model	Volts	Amps	Watts	Hp	Capacitor
UP 43-70 F	115	3.4	400	1/2	30µF
	230	1.8	400	1/2	30µF

UP 43-70 F



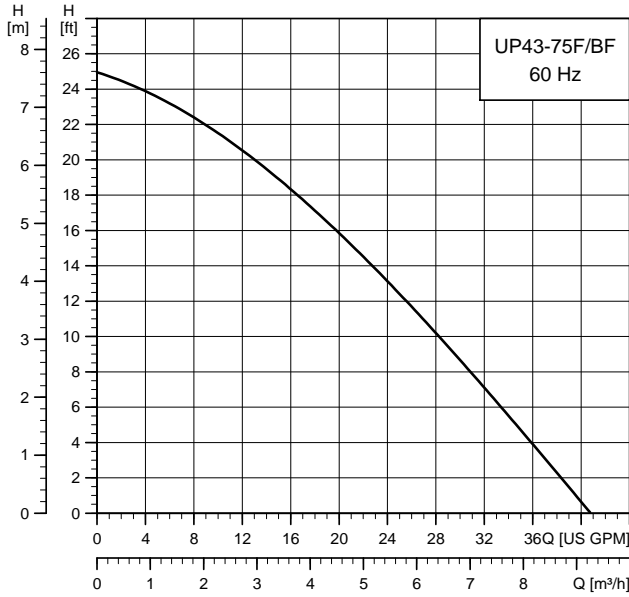
TM02 0210 0211

Model type	Product number	Connection type and size	Shipping weight [lbs (kg)]
	115 / 230 V		
UP 43-70 F	96439644	GF 40/30 flange 1 1/2" 2 bolt with (2) 1/2" dia. holes	41

Dimensions [inches (mm)]																
L1	L3	B1	B2	B4	B5	B7	H1	H2	H3	D1	D2	D3	D4	D6	D7	
8.50 (216)	4.25 (108)	5.31 (135)	5.56 (141)	2.94 (75)	2.94 (75)	3.13 (79)	2.63 (67)	9.63 (244)	12.19 (310)	1.63 (41)	8.50 (216)	4.25 (108)	5.31 (135)	5.56 (141)	2.94 (75)	

Note: Dimensions in inches unless otherwise noted.

UP 43-75 F/BF



TM03 5560 4412

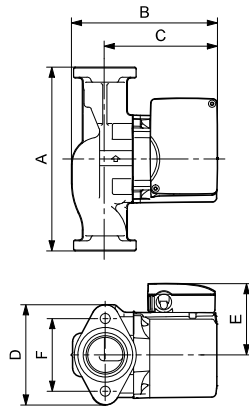
- Flow range: 0-41 gpm (0-9.3 m³h)
- Head range: 0-25 ft (0-7.6 m)
- Motors: 2-pole, single-phase
- Max. liquid temperature: 230 °F (110 °C)
- Min. liquid temperature: 36 °F (2 °C)
- Max. system pressure: 145 psi (10 bar)
- Open system

Model	Volts	Amps	Watts	Hp	Capacitor
UP 43-75 F/BF	115	2.15	215	1/6	10µF/180 V
	230	1.07	220	1/6	2.5µF/380 V

Approvals



UP 43-75 F/BF

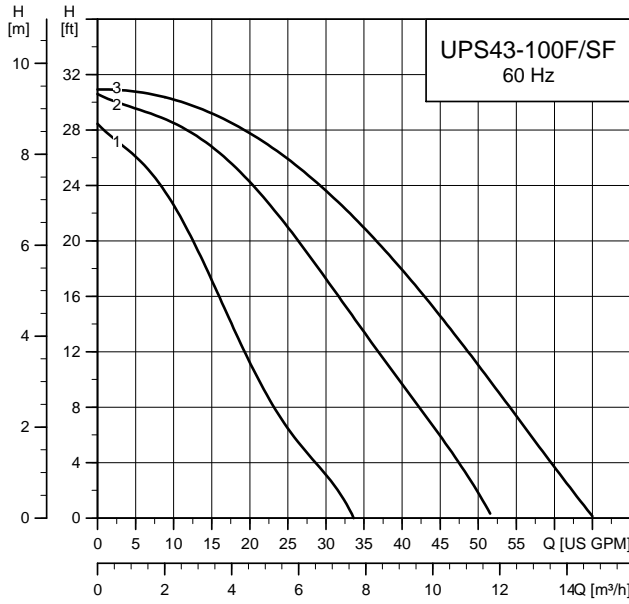


TM03 8544 1907

Model type	Product number		Dimensions [inches (mm)]						Connection type and size	Shipping weight [lbs (kg)]
	115 V	230 V	A	B	C	D	E	F		
UP 43-75 F	52722373	52722372	8.50 (216)	6.69 (170)	5.19 (132)	4.75 (121)	3.50 (89)	3.44 (87)	GF 40/43 flange (2) 1/2" dia. bolt holes	13.5 (6.2)
UP 43-75 BF	52722370	52722369	8.50 (216)	6.69 (170)	5.19 (132)	4.75 (121)	3.50 (89)	3.44 (87)	GF 40/43 flange (2) 1/2" dia. bolt holes	15 (6.8)

Note: Dimensions in inches unless otherwise noted.

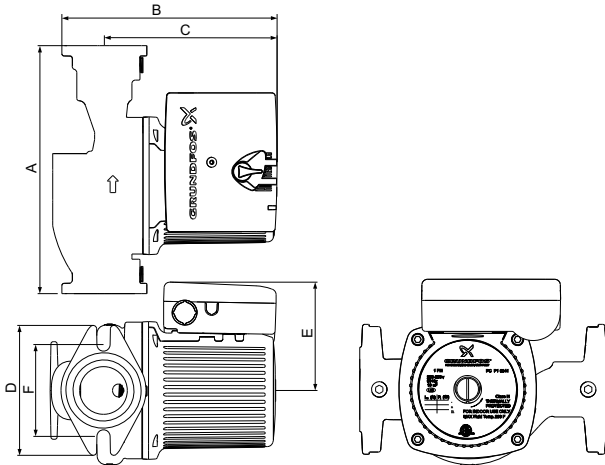
UPS 43-100 F/SF



UPS 43-100 F/SF

Flow range: 0-65 gpm (0-14.8 m³/h)
 Head range: 0-31 ft (9.5 m)
 Motors: 2-pole, single-phase
 Max. liquid temperature: 230 °F (110 °C)
 Min. liquid temperature: 36 °F (2 °C)
 Max. system pressure: 145 psi (10 bar)

Model	Speed	Volts	Amps	Watts	Hp	Capacitor
UPS 43-100 F/SF	3	115	3.5	370	1/2	40µF/180 V
	2		3.1	335	1/2	40µF/180 V
	1		2.5	265	1/2	40µF/180 V
	3	208	1.7	350	1/2	10µF/400 V
	2		1.5	310	1/2	10µF/400 V
	1		1.2	250	1/2	10µF/400 V
	3	230	1.7	370	1/2	10µF/400 V
	2		1.5	335	1/2	10µF/400 V
	1		1.2	265	1/2	10µF/400 V



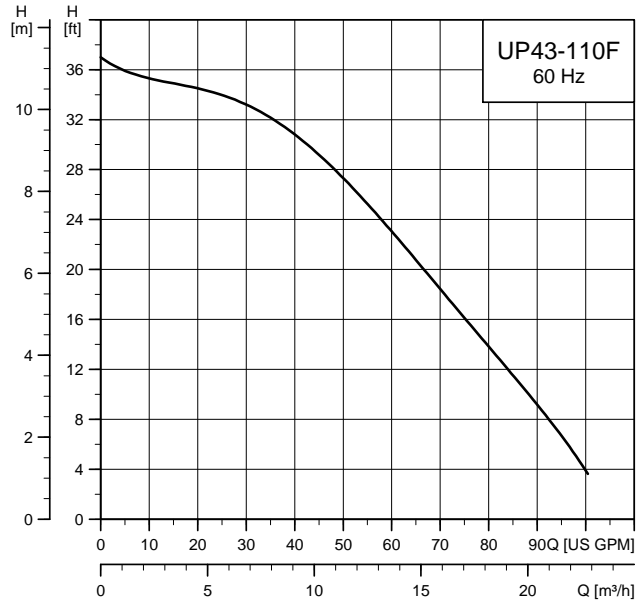
Approvals



Model type	Product number		Dimensions [inches (mm)]						Connection type and size	Shipping weight [lbs (kg)]
	115 V	208 - 230 V	A	B	C	D	E	F		
UPS 43-100 F	95906636	95906637	8.50 (216)	6.69 (170)	5.13 (130)	4.75 (121)	3.19 (81)	3.44 (87)	GF 40/43 flange (2) 1/2" dia. bolt bores	18.47 (8.4)
UPS 43-100 SF	95906638	95906639	8.50 (216)	6.69 (170)	5.13 (130)	4.75 (121)	3.19 (81)	3.44 (87)	GF 40/43 flange (2) 1/2" dia. bolt bores	18.47 (8.4)

Note: Dimensions in inches unless otherwise noted.

UP 43-110 F



TM05 6021 4412

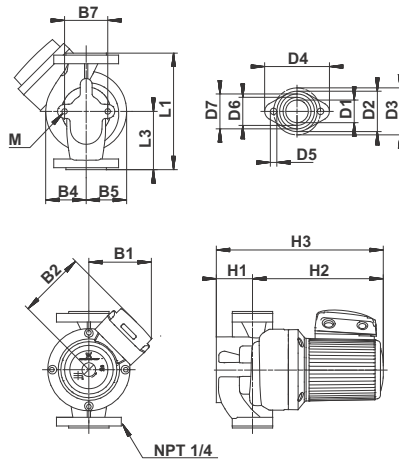
Flow range: 0-98 gpm (0-22.3 m³/h)
 Head range: 0-37 ft (0-11.3 m)
 Motors: 2-pole, single-phase
 Max. liquid temperature: 230 °F (110 °C)
 Min. liquid temperature: 14 °F (-10 °C)
 Max. system pressure: 145 psi (10 bar)
 Closed system

Model	Volts	Amps	Watts	Hp	Capacitor
UP 43-110 F	115	5.1	590	3/4	60μF
	230	2.7	590	3/4	60μF

Approvals



UP 43-110 F



TM02 0120 4301

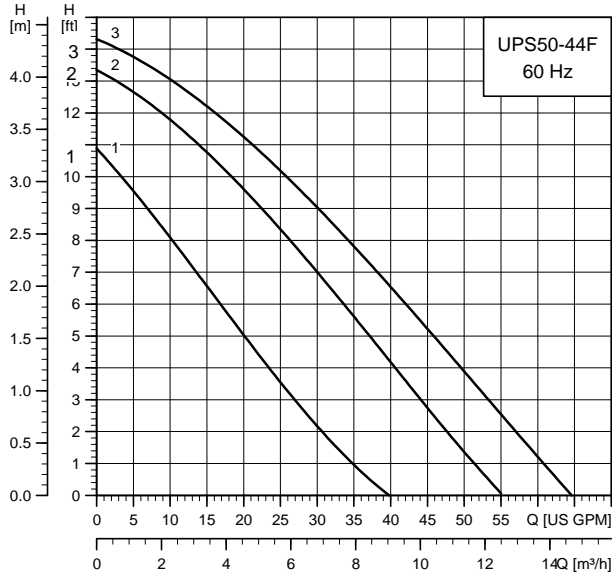
Model type	Product number	Connection type and size	Shipping weight [lbs (kg)]
	115 V / 230 V		
UP 43-110 F	96439643	GF 40/43 Flange 1 1/2"	41.2 (18.7)

Dimensions [inches (mm)]

L1	L3	B1	B2	B4	B5	B7	H1	H2	H3	D1	D2	D3	D4	D6	D7	M
8.50 (216)	4.25 (108)	5.25 (133)	5.56 (141)	2.94 (75)	2.94 (75)	3.13 (79)	2.63 (67)	9.63 (244)	12.19 (310)	1.63 (41)	2.94 (75)	3.44 (87)	4.75 (121)	2.06 (52)	2.50 (64)	.47 (12)

Dimensions in inches unless otherwise noted.

UPS 50-40 F

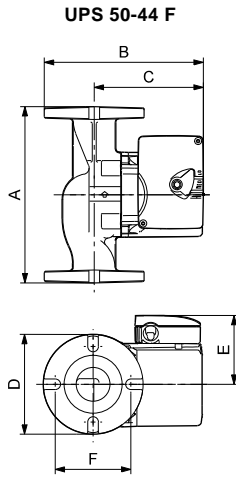


TM03 8837 4412

Flow range: 0-65 gpm (0-14.8 gpm)
 Head range: 0-14.4 ft (4.4 m)
 Motors: 2-pole, single-phase
 Max. liquid temperature: 230 °F (110 °C)
 Min. liquid temperature: 32 °F (0 °C)
 Max. system pressure: 145 psi (10 bar)

Model	Speed	Volts	Amps	Watts	Hp	Capacitor
UPS 50-44 F	3	115	1.8	194	1/6	20µF
	2		1.6	181	1/6	
	1		1.3	147	1/6	
	3	230	0.90	195	1/6	5µF
	2		0.81	182	1/6	
	1		0.74	147	1/6	

Approvals

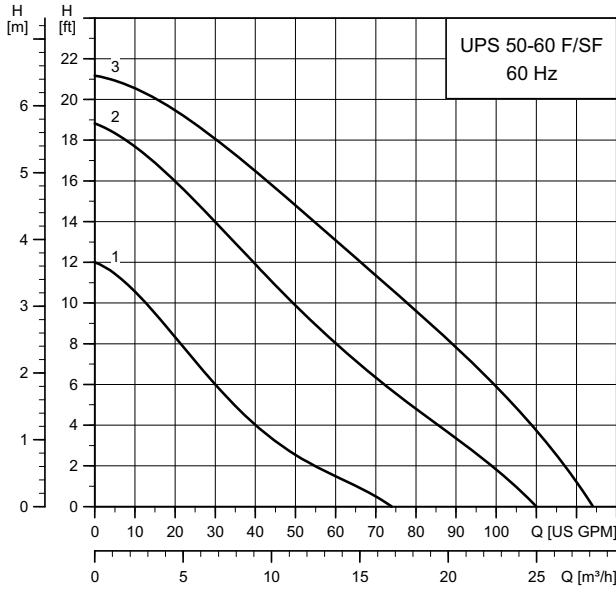


TM04 54713209

Model type	Product number		Dimensions [inches (mm)]						Connection type and size	Shipping weight [lbs (kg)]
	115 V	230 V	A	B	C	D	E	F		
UPS 50-44 F	52722557	52722558	8.50 (216)	7.50 (191)	5.06 (129)	4.88 (124)	3.50 (89)	4.17 (106)	GF 50 flange (4) 1/2" dia. bolt holes	15.5 (7.0)

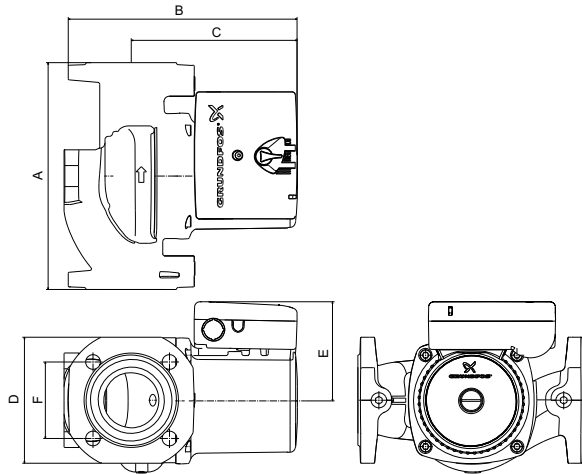
Note: Dimensions in inches unless otherwise noted.

UPS 50-60 F/SF



TM04 7918 4412

UPS 50-60 F/SF



TM04 9775 0111

Flow range: 0-120 gpm (0-27.3 m³h)
 Head range: 21 ft (6.4 m)
 Motors: 2-pole, single-phase
 Max. liquid temperature: 230 °F (110 °C)
 Min. liquid temperature: 36 °F (10 °C)
 Max. system pressure: 145 psi (10 bar)
 Closed or open system

Model	Speed	Volts	Amps	Watts	Hp	Capacitor
UPS 50-60 F/SF	3	115	3.6	395	1/2	40µF/180V
	2		3.4	350	1/2	
	1		2.7	260	1/2	
	3	208	1.9	395	1/2	10µF/400V
	2		1.7	350	1/2	
	1		1.4	290	1/2	
	3	230	1.8	395	1/2	
	2		1.7	350	1/2	
	1		1.4	260	1/2	

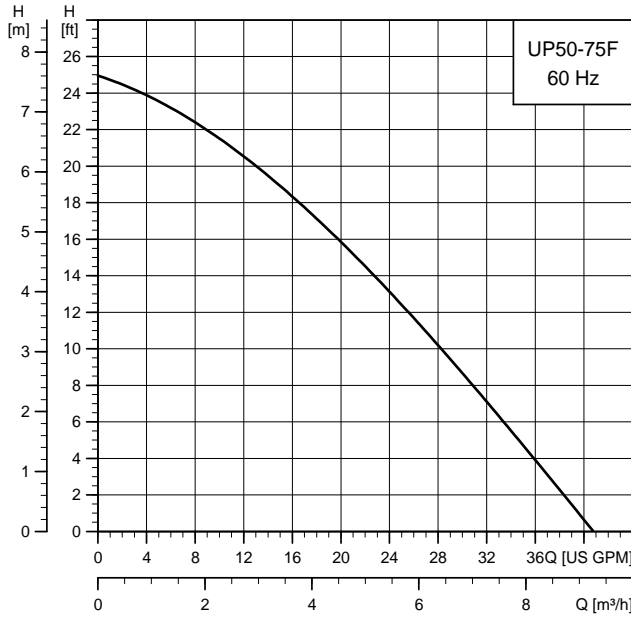
Approvals



Model type	Product number		Dimensions [inches (mm)]						Connection type and size	Shipping weight [lbs (kg)]
	115 V	208 - 230 V	A	B	C	D	E	F		
UPS 50-60 F	97523134	97523135	8.59 (216)	8.63 (219)	6.25 (159)	4.75 (121)	3.75 (95)	2.88 (73)	GF 50	20.0 (44.0)
UPS 50-60 SF	97523136	97523137	8.59 (216)	8.63 (219)	6.25 (159)	4.75 (121)	3.75 (95)	2.88 (73)		

Note: Dimensions in inches unless otherwise noted.

UP 50-75 F



TM03 5545 4412

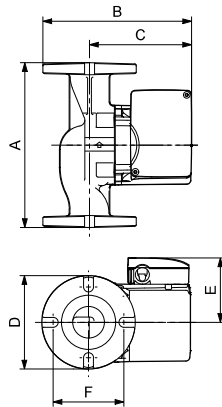
- Flow range: 0-41 gpm (0-9.3 m³h)
- Head range: 0-25 ft (0-7.6 m)
- Motors: 2-pole, single-phase
- Max. liquid temperature: 230 °F (110 °C)
- Min. liquid temperature: 32 °F (0 °C)
- Max. system pressure: 145 psi (10 bar)
- Closed system

Model	Volts	Amps	Watts	Hp	Capacitor
UP 50-75 F	115	2.15	215	1/6	10µF/180 V
	230	1.07	220	1/6	2.5µF/400 V

Approvals



UP 50-75 F



TM03 8760 2407

Model type	Product number		Dimensions [inches (mm)]						Connection type and size	Shipping weight [lbs (kg)]
	115 V	230 V	A	B	C	D	E	F		
UP 50-75 F	52722352	52722353	8.50 (216)	7.50 (191)	5.06 (129)	4.88 (124)	3.50 (89)	4.17 (106)	GF 50 flange (4) 1/2" dia. bolt holes	15.5 (7.0)

Note: Dimensions in inches unless otherwise noted.

7. Accessories

UP timer

Specifications (previous/current)

Type: 24-hour, 3-position On/Timer/Off 15-minute interval

- Size: 3.77 x 2.85 x 1.25"
- Supply voltage: 120 VAC
- Power consumption: 1 VA

Switch rating: SPDT

- Resistive: 21A/6 A
- Tungsten: 1350 W.
- Inductive: 1 HP @ 120 VAC; 2 HP @ 240 VAC


Wiring connections: 1/4" quick-connects.

Installation

Indoor, wired and mounted on the UP terminal box.

Features

- Compact and contemporary design.
- Captive trippers are easy to set, cannot be lost.
- Quartz drive provides 7-day carry-over.
- Synchronous drive for greatest accuracy, lowest cost



Previous timer
Date codes 9132-0527

Current timer
Date codes 0528 and after

Fig. 11 UP timers

TM03 7893 0307

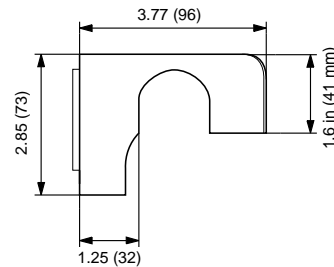
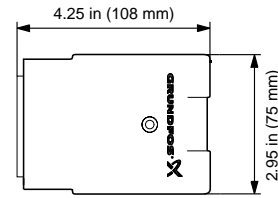


Fig. 12 Timer dimensions, previous version

TM03 4406 1311

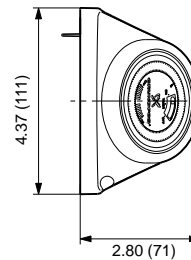
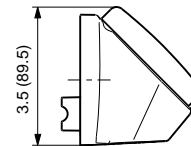


Fig. 13 Timer dimensions, current version

TM03 9076 1311

Timer control

Product number	Description	Shipping weight		Length		Height		Width	
		[oz.]	[kg]	[inch]	[mm]	[inch]	[mm]	[inch]	[mm]
505474	24-hour programmable clock/timer for use with single-speed Series UP (115 V) circulator* for date codes 9132 - 0527	10	.28	2.44	62	1.27	32	2.38	60
599388	24-hour programmable clock/timer for use with single-speed Series UP (115 V) circulator* for UP 15 only date code 0528 and after	10	.28	2.44	62	1.27	32	2.38	60

Approvals



AquaStat

Specifications

- Description: Thermostatic switch.
- Type: Bi-metallic disc, snap acting.
- Enclosure: environmentally sealed.
- Mounting:
 - Clip-on mount for 1/2 in. (12.7 mm) I.D. copper tube (5/8 in. (15.9 mm) O.D.)
 - Clip-on mount for 3/4 in. (19.1 mm) I.D. copper tube (7/8 in. (22.2 mm) O.D.).
- Contact rating:
 - 10 A @ 120 VAC, 60 Hz resistive.
 - 5 A @ 240 VAC, 60 Hz resistive.

Temperature rating

Low-temperature model:

- 105 ± 5 °F (40 ± 2 °C) pump switches off.
- 85 ± 6 °F (29 ± 3 °C) pump switches on.

High-temperature model:

- 115 ± 5 °F (46 ± 2 °C) pump switches off.
- 105 ± 5 °F (40 ± 2 °C) pump switches on.

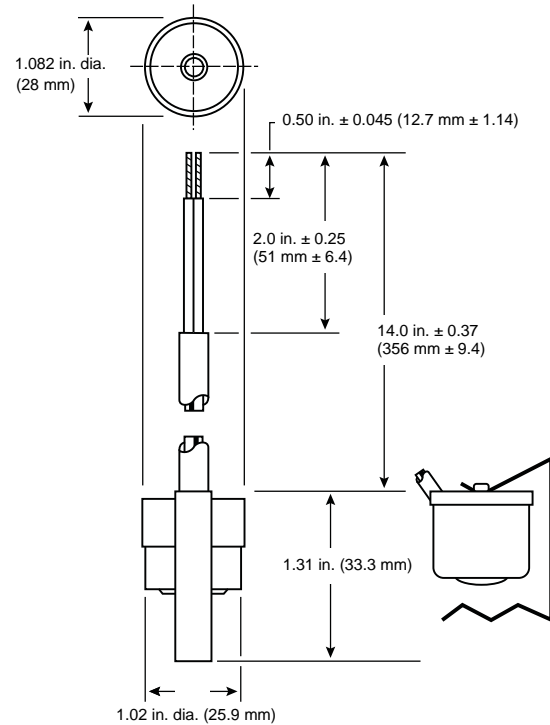
Leads:

- 2 leads, AWG 18, 14 in. (356 mm).
- 12 in. (305 mm), black insulation, silicon or epoxy overmold.
- 1/2 in. (12.7 mm) strip length.

Application:


- Clip-on thermostatic control for the UP circulators.

Approvals



TM03 4408 1311

Fig. 14 AquaStat dimensions



TM03 4407 2006

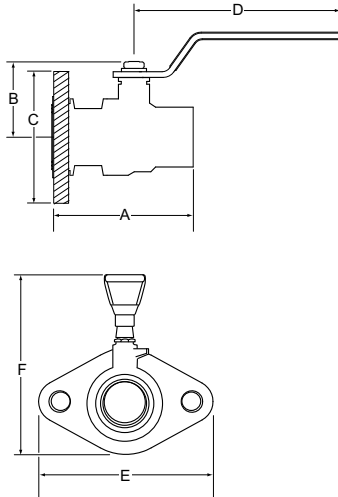
Fig. 15 AquaStat

Thermostatic controls

Product number	Description	Shipping weight [lb (kg)]
595443	Aquastat set, 1/2 in. (12.7 mm) clip-on mount for 5/8 in. (15.9 mm) O.D. system piping size, 85 °F - 105 °F* (29.4 °C - 40.5 °C) (1/2 in. (12.7 mm) I.D. copper tubing or 3/8 in. (9.7 mm) steel pipe) shielded wire, with PVC jacketed cable	1.0 (.45 kg)
595444	Aquastat set, 3/4 in. (19.1 mm) clip-on mount for 7/8 in. (22.2 mm) O.D. system piping size, 85 °F - 105 °F* (29.4 °C - 40.5 °C) (3/4 in. (19.1 mm) I.D. copper tubing or 1/2 in. (12.7 mm) steel pipe) shielded wire, with PVC jacketed cable	1.0 (.45 kg)
595656	Aquastat set, 1/2 in. (12.7 mm) clip-on mount for 5/8 in. (15.9 mm) O.D. system piping size, 105 °F - 15 °F* (40.5 °C - 46.1 °C) (1/2 in. (12.7 mm) I.D. copper tubing or 3/8 in. (9.7 mm) steel pipe) shielded wire, with PVC jacketed cable	1.0 (.45 kg)
595657	Aquastat set, 3/4 in. (19.1 mm) clip-on mount for 7/8 in. (22.2 mm) O.D. system piping size, 105 °F - 115 °F* (40.5 °C - 46.1 °C) (3/4 in. (19.1 mm) I.D. copper tubing or 1/2 in. (12.7 mm) steel pipe) shielded wire, with PVC jacketed cable	1.0 (.45 kg)

Note: Dimensions in inches unless otherwise noted.

Packaged dielectric isolating valve sets



TM04 9909 0311



TM03 7901 0307

Pump connection	Pipe connection type and size		Material number	Approx. shipping weight (1 kit)	Face to face [A*]	Center of port to top [B*]	Flange diameter [C*]	Center of valve to handle end [D*]
	NPT	Solder						
GF 15/26 flange	Bronze	1/2"	96806129	2.8 (1.8)	2.84 (72)	2.00 (51)	4.19 (106)	3.45 (88)
		3/4"	96806130	3.1 (6.9)	3.05 (77)	2.25 (57)	4.19 (106)	3.75 (95)
		1"	96806131	4.5 (9.9)	3.55 (90)	2 21/32 (67)	4.19 (106)	4.53 (115)
		1-1/4"	96806132	4.8 (10.6)	4.03 (103)	2 31/32 (75)	4.19 (106)	4.55 (116)
		1-1/2"	96806133	4.9 (10.8)	4.11 (181)	2 31/32 (75)	4.19 (106)	4.63 (118)
		1/2"	96806134	2.8 (6.1)	2.77 (70)	2.00 (51)	4.19 (106)	3.47 (88)
		3/4"	96806135	3.3 (7.2)	3.25 (83)	2.25 (57)	4.19 (106)	3.73 (95)
		1"	96806136	4.5 (9.9)	3.86 (98)	2.66 (67)	4.19 (106)	4.50 (114)
		1-1/4"	96806137	4.8 (10.6)	4.50 (114)	2.97 (75)	4.19 (106)	4.55 (116)
		1-1/2"	96806138	4.9 (10.9)	4.58 (116)	2.97 (75)	4.19 (106)	4.56 (117)

Note: Each set contains

2 each - rotating flanges, lever-handled full-ported ball valve, EPDM gaskets, dielectric sleeves.

4 each - 7/16" X 1-3/4" bolts with nuts.

Dimensions in inches unless otherwise noted.

Materials of construction

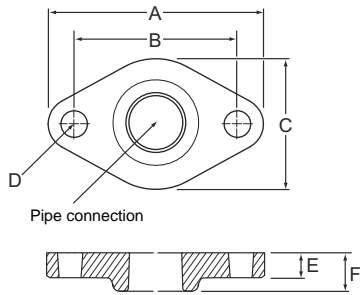
Flange	Chrome plated steel
Valve body	Brass
Valve ball	Chrome plated brass
Valve seat	PTFE
Dielectric sleeve	Composite
Bolt	Chrome plated steel
Nut	Chrome plated steel
Gaskets	EPDM
Maximum temperature	230 °F (110 °C)
Maximum pressure	150 psi

Approvals

IAPMO - #6591

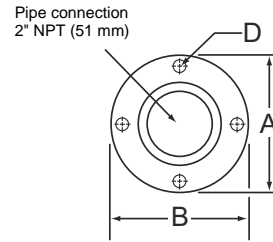
Packaged fitting sets

GF 15/26/40/43



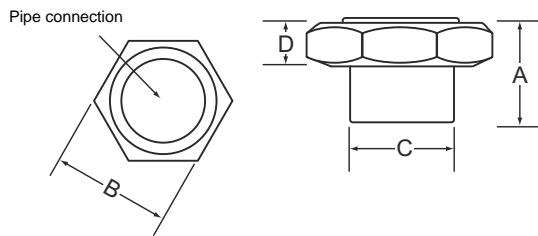
TM04 9808 0111

GF 50



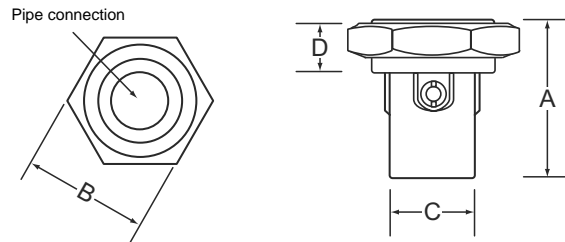
TM04 9810 0111

GU 125 union



TM04 9809 0111

Isolating valve GU 125 union



TM04 9811 0111

Material	Pump connection	Pipe connection			Product number	Dimensions (in. / mm)					
		NPT	Solder	Compression		A	B	C	D	E	F
Cast iron	GF15/26	3/4"			519601						
		1"			519602						
		1-1/4"			519603	4.25 (106)	3.13 (80)	2.75 (67)	.50 (13)	.50 (13)	.75 (20)
		1-1/2"			519604						
	GF40/43	1-1/2"			539605	4.75 (120)	3.50 (87)	3.00 (74)	.50 (13)	.50 (13)	.75 (20)
GF50	2" (4-bolt flange)			96409354	5.25 (133)	4.00 (103)	-	.50 (14)	.50 (13)	.75 (20)	
Bronze	GF15/26	3/4"			519651						
		1"			519652	4.25 (106)	3.13 (80)	2.75 (67)	.50 (13)	.50 (13)	.75 (20)
		1-1/4"			96409356						
	GF40/43	1-1/2"			539615	4.75 (120)	3.50 (87)	3.00 (74)	.50 (13)	.50 (13)	.75 (20)
	GF50	2" (4-bolt flange)			96409355	5.25 (133)	4.00 (103)	-	.50 (14)	.50 (13)	.75 (20)
Isolating valves bronze	GU 125 union	3/4"			529912	1.00 (25)	1.88 (46)	1.25 (31)	.63 (16)	-	-
		1/2"			519850	2.25 (57)	1.88 (46)	1.00 (25)	.63 (16)	-	-
		3/4"			519852	2.25 (57)	1.88 (46)	1.25 (31)	.63 (16)	-	-
			3/4"	519851	2.00 (51)	1.88 (46)	1.25 (31)	.63 (16)	-	-	

Notes:

- GF15/26/40/43 Flange sets to include two flanges, two gaskets, and four nuts and bolts.
- GF50 Flange sets to include two flanges, two gaskets, and eight nuts and bolts.
- GU 125 Union Union set to include two nuts, gaskets, and adapters.

Dimensions are in inches unless otherwise noted.

Approvals (Bronze sets)

IAPMO - #6591

UP-ZV zone valves

Specifications

Grundfos UP-ZV 24 V, 2-way motorized zone valves for hydronic heating or chilled water applications.

Standard features

- In-line removable actuator for ease of installation and service
- manual open/close lever
- sealed end switch
- silent close-off technology
- high gear ratio
- forged brass body
- removable service cap
- high Cv rating.

Approvals



TM04 9803 0111

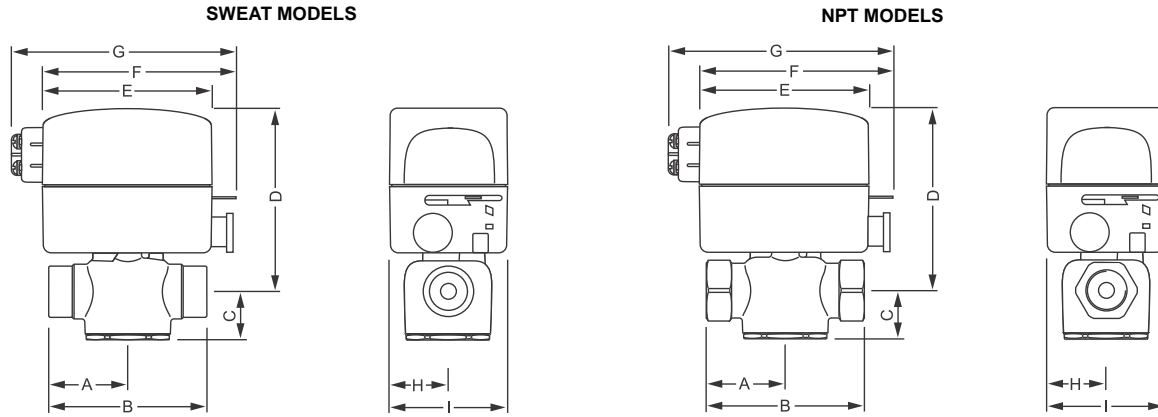
Technical data

Max. percent glycol:	50 %
Fluid temp. range:	32 to 240 °F (0 to 115 °C)
Ambient temp. range:	32 to 104 ° F (0 to 40 °C)
Max. humidity:	95 % non-condensing
Max. static pressure:	15 psi (1 bar) steam
	300 psi (20 bar)
Stroke time	Open: approx. 45 sec.
	Closed: approx. 10 sec.
Actuator motor	
Actuator motor:	Synchronous hysteresis
Class:	Class A
Voltage:	24-VAC +/- 10 %, Class 2
	5 Watts
	7 VA
Run amps:	300 ma
In-rush:	300 ma
End (auxiliary) switch models	
Type:	Sealed
De-energized position:	Normally closed
Rating:	0.4A (400 mA) @ 24 VAC (AC/DC)
	Class 2
Isolated:	Yes

Valves	
Valve operation:	With power: opened
	Without power: closed
	Manually opened: opened
Materials of construction	
Valve body:	Brass
Seat:	Brass
Stem:	Stainless steel
Paddle:	EPDM
O-rings:	EPDM

UP-ZV flow characteristics

Connection size	Flow coefficient	Max. close-off ΔP
1/2-inch Sweat	3.5 Cv (3.0 Kv)	30 psi (207 kPa)
3/4-inch Sweat	7.5 Cv (6.5 Kv)	20 psi (138 kPa)
1-inch Sweat	7.5 Cv (6.5 Kv)	20 psi (138 kPa)
3/4-inch NPT	3.5 Cv (3.0 Kv)	30 psi (207 kPa)



TM04 9804 0111

Connections	Dimensions [inches]								
	A	B	C	D	E	F	G	H	I
1/2-inch Sweat	1.31 (33)	2.63 (67)	.94 (24)	4.00 (102)	3.44 (87)	4.00 (102)	4.53 (115)	1.19 (30)	2.38 (60)
3/4-inch Sweat	1.38 (35)	2.63 (67)							
1-inch Sweat	1.69 (43)	2.63 (67)		4.14 (106)					
3/4-inch NPT	1.81 (46)	2.63 (67)							

Note: Dimensions for actuators with or without auxiliary switch.

Product number	Description
97627415	1/2-inch sweat, 2-way valve body, normally closed, with end switch
97627416	1/2-inch sweat, 2-way valve body, normally closed, without end switch
97627419	3/4-inch sweat, 2-way valve body, normally closed, with end switch
97627420	3/4-inch sweat, 2-way valve body, normally closed, without end switch
97627421	1-inch sweat, 2-way valve body, normally closed, with end switch
97627422	1-inch sweat, 2-way valve body, normally closed, without end switch
97627417	3/4-inch NPT, 2-way valve body, normally closed, with end switch
97627418	3/4-inch NPT, 2-way valve body, normally closed, without end switch

Service

Product number	Description
97627423	Actuator 24-VAC, normally closed with end switch
97627424	Actuator 24-VAC, normally closed without end switch

Replacement flange gaskets

For use with flange set	Product number	Description	Approx. shipping weight [lb (kg)]
GF 15/26	510179	Single gasket for 1-1/4" flange	.25 (.6)
GF 40/43	530244	Single gasket for 1-1/2" flange	.25 (.6)
GF 50	96409353	Single gasket for 2" flange	.25 (.6)
GF 65	550097	Single gasket for 2-1/2" flange	.25 (.6)
GF 80	560185	Single gasket for 3" flange	.25 (.6)
GF 100	570008	Single gasket for 4" flange	.25 (.6)
GU 125	520089	Single gasket for GU 125 union	.25 (.6)

L-UP-PG-001 0113

ECM: -

The name Grundfos, the Grundfos logo, and the payoff **be think innovate** are registered trademarks owned by Grundfos Holding A/S or Grundfos A/S, Denmark. All rights reserved worldwide.