

homeward**b**ath

2016



Table of Contents

ABOUT US	1
GENERAL COMPARISON: TUBS	2
UNIVERSAL TUBS	3
WALK-IN TUBS	5
WHIRLPOOL TUB	7
GENERAL COMPARISON: STEAM SHOWERS	8
STEAM GENERATORS	9
STEAM SHOWERS	10
SAFETY SHOWERS	15
PET WASHER	17
CLEANING & MAINTENANCE	18



*Images are for reference only. Product specifications are subject to change without notice.
For the most accurate product information, please refer to www.homewardbath.com*

About Us

Homeward Bath provides luxurious shower and steam systems, superior quality walk-in and easy access bathtubs at affordable prices. Homeward Bath is committed to offering you the most advanced state-of-the-art bathroom products of unmatched quality and workmanship.

OUR HISTORY

Founded in 2004 as Steam Planet Corp, Homeward Bath is in the business of new product development and manufacturing. Steam showers, bathtubs and other bathroom equipment are our prime line of high-end products we are bringing straight to the consumer. Our key strengths of detailed and worry-free customer service, strong management team, and innovative marketing have enabled Homeward Bath to expand throughout North America.

OUR VISION

Customer Service – Homeward Bath is recognized as a premier supplier, offering a complete inventory of easy access tubs, luxurious steam showers and superior steam generators at an affordable price. Our customer service is second to none in the industry.

Innovation – We design our own products, always striving to be in the forefront of technology. We are committed to being a leader in this industry, offering the most innovative accessible tubs and steam shower enclosures available.

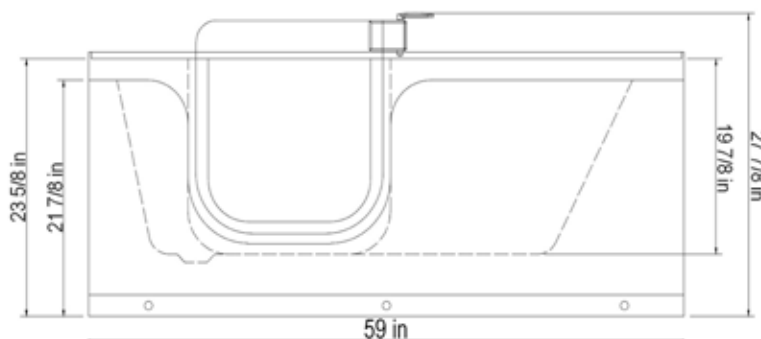
Product Quality – Homeward Bath products are certified under ETL, UPC and CSA regulations. We don't stop there; we are registered as a preferred vendor in many states.

The Homeward Bath Experience - Our knowledgeable and courteous sales team have the experience to guide you through your selection process. It is our goal to make this purchase for you as easy as possible.

We invite you to visit www.homewardbath.com. If you have any questions, please do not hesitate to contact Homeward Bath toll free at 866-783-2661.



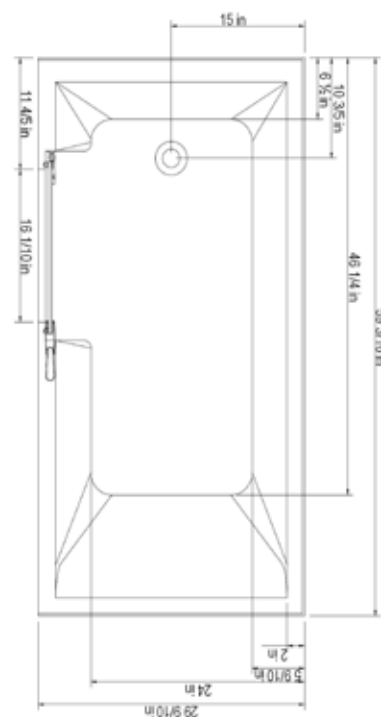
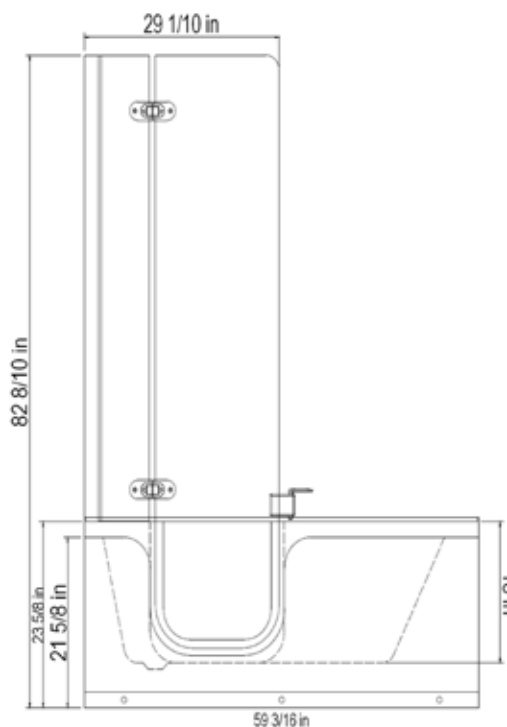
Model #	HW20	HW30	MG301	MG304	HY04	HY23	HY41	HY42	MG015
Features									
One Person Use	X	X	X	X	X	X	X	X	
Two Person Use									X
Inward Opening Door	X	X	X	X		X			
Outward Opening Door					X		X	X	
Locking Mechanism on Top of Tub	X	X			X		X		
Locking Mechanism Inside of Tub			X	X		X			
Locking Mechanism Outside of Tub								X	
No Door									X
Matte Finish					X	X	X	X	
Polished Finish	X	X	X	X					X
17" ADA Compliant Molded Seat			X	X	X	X	X	X	
Molded Seat									X
Headrest			X	X				X	X
Safety Grab Bar			1	1	3	1	2	3	
HandHeld Wand with 4ft hose			X	X	X	X	X	X	X
Faucet with Controls			X	X	X	X	X	X	X
Thermostatic Faucet			X	X					
Safety Chain on Drain Stopper					X	X	X	X	
Available in Left Hand Drain	X	X		X	X	X	X	X	
Available in Right Hand Drain	X	X	X	X	X	X	X	X	
Center Drain									X
2" Drain System					X	X	X	X	
1.5" Drain System	X	X	X	X					X
Dual Drain System			X	X					
1.5" Drain Opening	X	X							
1/2" Water Supply Lines			X	X					X
3/4" Water Supply Lines					X	X	X	X	
Available as Soaking Tub	X	X		X	X	X	X	X	
Available with Air Jet System	X	X		X	X	X	X	X	
Available with Water Jet System			X	X	X	X	X		X
Available with both systems				X	X	X	X	X	
Available with Nano Water Jet System					X	X	X	X	
Available with Heated Seat	X	X	X		X	X	X	X	
Underwater White Light Upgrade	X	X	X	X	X	X	X	X	
Underwater Chromatherapy Light Upgrade	X	X	X	X	X	X	X	X	
Additional Side Panel Available				X	X	X	X	X	
Wall Surround Available					X	X	X		



Aquarite Deluxe

HW205930

59Lx30Wx83H in



FEATURES

- ❖ Free standing step-in tub
- ❖ Tempered glass waterproof inward swinging door
- ❖ White polished finish
- ❖ Size fits standard tub opening
- ❖ 1.5" drain molded mark
- ❖ Tile flange
- ❖ Drain Assembly system with overflow
- ❖ Left and Right hand drains available
- ❖ Easy Installation (4-6 Hrs)
- ❖ Limited Life Time Warranty on the Door Seal

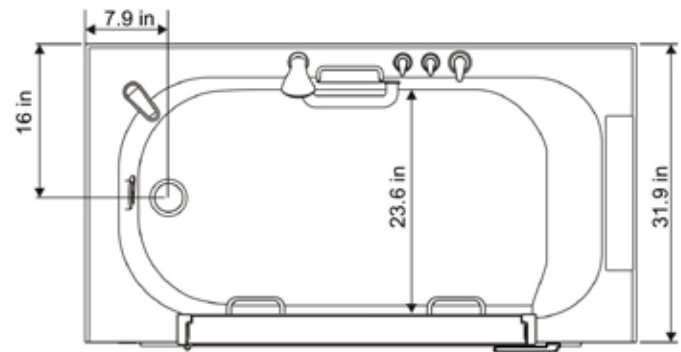
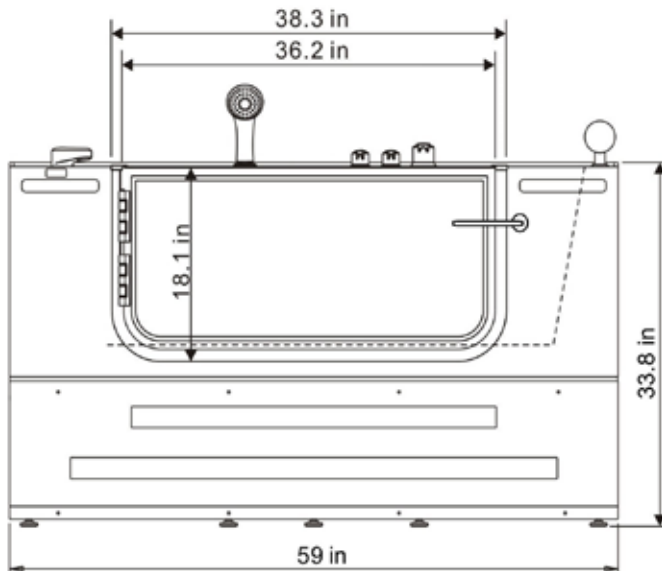
AVAILABLE UPGRADES

- ❖ Waterproof wood bench
- ❖ Safety Grab Bar
- ❖ Warm Air Jet System with 16 jets
- ❖ Underwater Light
- ❖ Acrylic Heating Pad for the back

TECHNICAL INFORMATION

- ❖ Materials: ABS composite acrylic with fiber glass backing
- ❖ Non-Occupied Water Capacity: 50-55 gallons





FEATURES

- ❖ Free standing sit-in tub
- ❖ Hoyer Lift compatible
- ❖ White Matte Finish
- ❖ Size fits standard tub opening
- ❖ Comfortable & stylish headrest
- ❖ 2" drain opening
- ❖ Tile flange
- ❖ Handheld shower wand
- ❖ Left and Right hand drains available
- ❖ Easy Installation (4-6 Hrs)
- ❖ UPC Certified Water Temperature Control
- ❖ Removable Skirt
- ❖ Limited Life Time Warranty on the Door Seal

TECHNICAL INFORMATION

- ❖ Materials: ABS composite acrylic with fiber glass backing
- ❖ Non-Occupied Water Capacity: 55-60 gallons

AVAILABLE UPGRADES

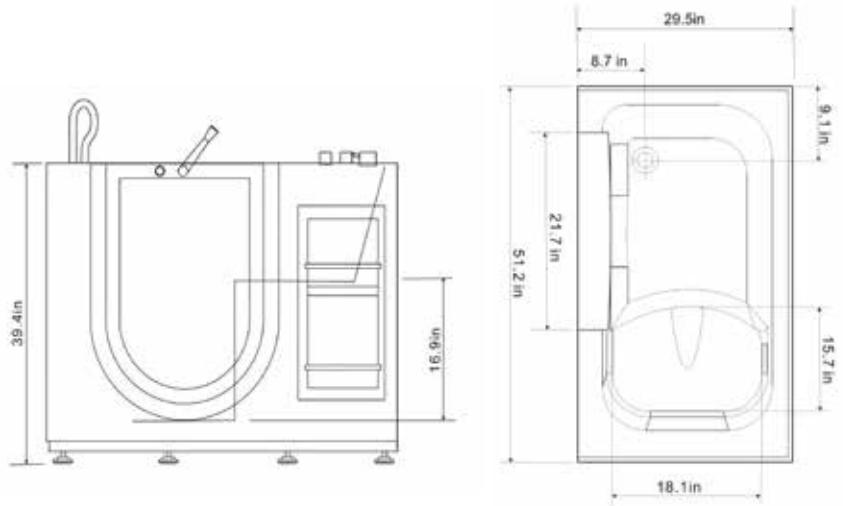
- ❖ Warm Air Jet System with 16 jets HY1242
- ❖ Nano Water Jet System with 42 jets HY42N
- ❖ Underwater Light
- ❖ Acrylic Heating Pad for the back

Hydrolife

HY04



51Lx27Wx40H in



FEATURES

- ❖ Free standing transfer tub
- ❖ White Matte Finish
- ❖ 2" drain opening
- ❖ Tile flange
- ❖ Access panels
- ❖ Left and Right hand drains available
- ❖ UPC Certified Water Temperature Control
- ❖ Easy Installation (4-6 Hrs)
- ❖ Limited Life Time Warranty on the Door Seal

AVAILABLE UPGRADES

- ❖ Warm Air Jet System with 16 jets HY1204
- ❖ Heated Whirlpool System with 8 jets HY1104
- ❖ Nano Water Jet System with 42 jets HY04N
- ❖ Underwater Light
- ❖ Heated Acrylic Pad
- ❖ Extension Panel to fit 59" opening
- ❖ 3pc Wall surround in matching matte finish

TECHNICAL INFORMATION

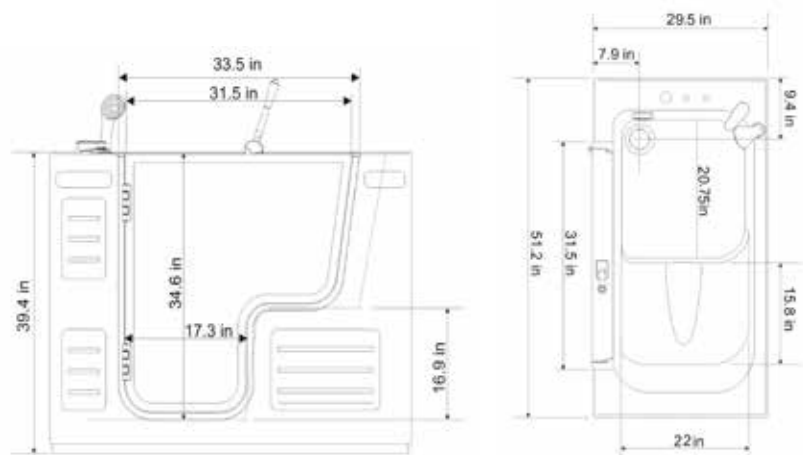
- ❖ Materials: ABS composite acrylic with fiber glass backing
- ❖ Non-Occupied Water Capacity: 50-55 gallons

Hydrolife Deluxe X

HY41X



51Lx29.5Wx40H in



FEATURES

- ❖ Free standing transfer tub
- ❖ White Matte Finish
- ❖ 2" drain opening
- ❖ Tile flange
- ❖ Access panels
- ❖ Left and Right hand drains available
- ❖ UPC Certified Water Temperature Control
- ❖ Easy Installation (4-6 Hrs)
- ❖ Limited Life Time Warranty on the Door Seal
- ❖ Also available as 51x29x40in

AVAILABLE UPGRADES

- ❖ Warm Air Jet System with 16 jets HY1241X
- ❖ Heated Whirlpool System with 8 jets HY1141X
- ❖ Nano Water Jet System with 42 jets HY41NX
- ❖ Underwater Lighting
- ❖ Acrylic Heating Pad
- ❖ Extension Panel to fit 59" opening
- ❖ 2pc Wall surround in matching matte finish

TECHNICAL INFORMATION

- ❖ Materials: ABS composite acrylic with fiber glass backing
- ❖ Non-Occupied Water Capacity: 50-55 gallons

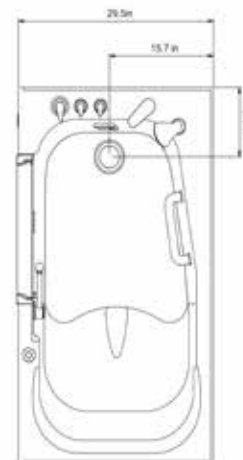
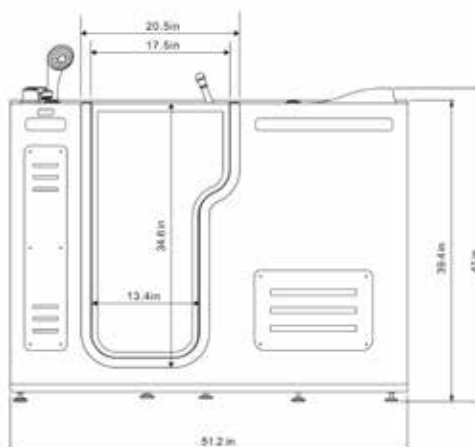
ALSO AVAILABLE AS

- ❖ Hydrolife Deluxe - 51Lx27.5Wx40H in

Aurora

HY23

51Lx29.5Wx42H in



FEATURES

- ❖ Free standing transfer tub
- ❖ White Matte Finish
- ❖ 2" drain opening
- ❖ Tile flange
- ❖ Access panels
- ❖ UPC Certified Water Temperature Control
- ❖ Left and Right hand drains available
- ❖ Easy Installation (4-6 Hrs)
- ❖ Limited Life Time Warranty on the Door Seal

AVAILABLE UPGRADES

- ❖ Warm Air Jet System with 16 jets HY1223
- ❖ Heated Whirlpool System with 8 jets HY1123
- ❖ Nano Water Jet System with 42 jets HY23N
- ❖ Underwater Light
- ❖ Heated Acrylic Pad
- ❖ Extension Panel to fit 59" opening
- ❖ 2pc Wall surround in matching matte finish

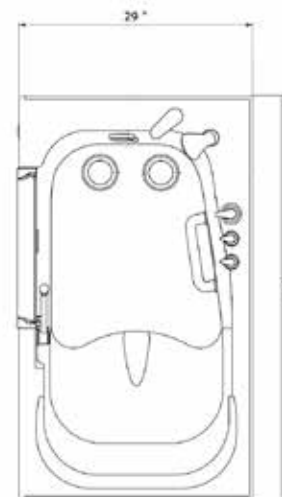
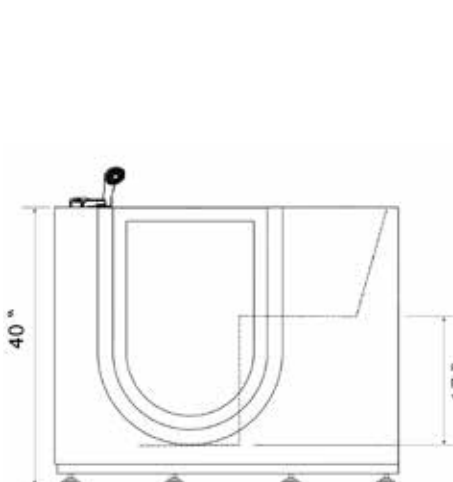
TECHNICAL INFORMATION

- ❖ Materials: ABS composite acrylic with fiber glass backing
- ❖ Non-Occupied Water Capacity: 50-55 gallons

Niagara

MG304

52Lx29.5Wx40H in



FEATURES

- ❖ Free standing polished walk-in tub
- ❖ Dual drains: toe tap and manual
- ❖ Tile flange
- ❖ Removable Skirt
- ❖ Extension Panel included
- ❖ Left and Right hand drains available
- ❖ Easy Installation (4-6 Hrs)
- ❖ Limited Life Time Warranty on the Door Seal

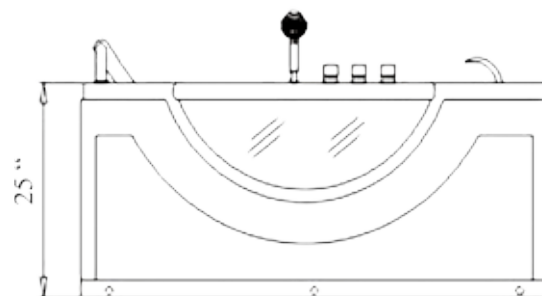
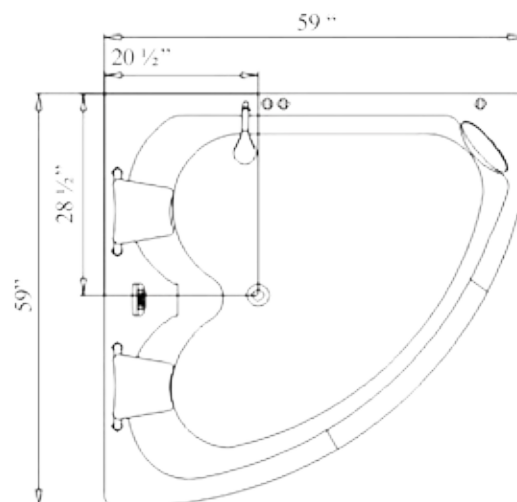
AVAILABLE UPGRADES

- ❖ Warm Air Jet System with 16 jets MG304A
- ❖ Heated Whirlpool System with 14 jets MG304W
- ❖ Heated Whirlpool 14 jets & Warm Air 12 Jets Combo MG304WA
- ❖ Underwater Light
- ❖ Side panel
- ❖ Acrylic Heating Pad

TECHNICAL INFORMATION

- ❖ Materials: ABS composite acrylic with fiber glass backing
- ❖ Non-Occupied Water Capacity: 50-55 gallons

32" wide unit with warm whirlpool jets in Niagara Deluxe MG301 (available only in right hand drain)



FEATURES

- ❖ Free standing tub
- ❖ White Polished Finish
- ❖ 10 Water Jets
- ❖ Decorative clear glass
- ❖ Removable skirt for easy service
- ❖ Tile flange
- ❖ Two comfortable head rests
- ❖ Premounted faucet and tub filler
- ❖ Handheld shower with adjustable water spray settings
- ❖ Contoured seating areas designed into tub floor
- ❖ Inline Heater included
- ❖ Underwater lighting
- ❖ Easy Installation (4-6 Hrs)

TECHNICAL INFORMATION

- ❖ Materials: ABS composite acrylic with fiber glass backing
- ❖ Power Supply: 110V

ELECTRICAL INFORMATION

- 1 dedicated 10-2 line for water pump and inline heater (line 1, ground and neutral)
- 110 volt, 30 amp GFCI breaker

PLUMBING INFORMATION

- The unit is equipped with hot and cold metal braided water supply hoses with 1/2 inch national pipe thread
- All water jet features are pre-plumbed with reinforced braided flexible supply hose

Model #	WS102	WS105	WS112	M6020	M6023	M6027	M6028	M6030	MK557	MK545	MK547
Features											
Whirlpool Tub									X	X	X
3kW Quick heating Self-Draining Steam Generator w/Steam Aromatherapy Cup	X			X	X	X	X	X	X	X	X
4.2kW Quick heating Self-Draining Steam Generator w/Steam Aromatherapy Cup		X	X								
Body Massage Jets	6	12	12	8	8	8	8	8	8	8	8
Handheld Shower w/ Various water massage settings & adjustable height bracket	X	X	X	X	X	X	X	X	X	X	X
8" wide water-drenching Rainfall Shower	X		X	X	X	X	X	X	X	X	X
10" wide water-drenching Rainfall Shower		X									
UPC pFister Anti-scald Manifold	X	X	X	X	X	X	X	X	X	X	X
"Special Process" tempered Glass walls and front Clear Glass	X	X	X	X	X	X	X	X	X	X	X
"Glass Touch" Control Panel	X	X	X								
Built-in Control Key Pad with Wireless Remote Control				X	X	X	X	X	X	X	X
FM Radio	X	X	X	X	X	X	X	X	X	X	X
RCA Audio Input				X	X	X	X	X	X	X	X
Wireless transmitter transmits from any electronic device	X	X	X								
Multiple LED Color Lighting	X	X	X	X	X	X	X	X			
Shower Mood Lighting									X	X	X
Waterproof Shower Grid	X	X	X	X	X	X	X	X			
Removable Bench	X	2	2	1	1	2	2	2			
Circulation Fan (for steam)	X	X	X	X	X	X	X	X	X	X	X
Accessory Rack	X	X	X	X	X	X	X	X	X	X	X
Phone Hook-up				X	X	X	X	X	X	X	X
Hinged door			X	X	X	X	X				
Sliding door	X	X						X	X	X	X
Foot Massage									X	X	X
Stone composite base included				X	X	X	X	X			
Acrylic with fiber glass base included	X	X									
Base options available			X								
Assembles from inside the unit	X	X	X	X	X	X	X				
Corner Unit	X	X									X
Left / Right Models Available			X	X	X	X	X	X	X	X	
Available in White				X	X	X	X		X	X	X
Available in Black	X	X	X	X	X	X	X	X			

* To find out how the unit is reversible, please contact our Sales Staff at 866-783-2661

*All steam showers are equipped with a pFister manifold that is in compliance with the following standard(s):
ASME A112.18.1-2011/CSA B125.1-11 including update no. 1 dated November 2011*

Superior Series Generators



12kW



6kW
9kW

AVAILABLE AS:

- ❖ 12kW Generator with two outlets
- ❖ 9kW Generator with one outlet
- ❖ 6kW Generator with one outlet

FEATURES

- ❖ Self-draining steam generator
- ❖ Control Panel which can be mounted inside or outside of the Shower Room
- ❖ 20' of connecting wire for control panel
- ❖ Temperature Sensor
- ❖ Chrome steam head(s) with aroma therapy outlet
- ❖ 12V light output wire (light not included)
- ❖ Water inlet and drain valves require 1/2" NPT fillings



TECHNICAL INFORMATION

Model Name	Model #	Dimensions	Steam Outlet	Cubic Footage
Superior 6	6kW	19½L x 6½W x 14½H	single ¾" outlet	140 - 320 ft
Superior 9	9kW	19½L x 6½W x 14½H	single ¾" outlet	320 - 460 ft
Superior 12	12kW	21L x 9½W x 15H in	two ¾" outlets	460 - 700 ft

ELECTRICAL INFORMATION

Model Name	Model #	Power	Breaker
Superior 6	6kW	220V / 10-2 wire	30A GFCI breaker (2 hot lines & 1 ground line)
Superior 9	9kW	220V / 8-2 wire	50A GFCI breaker (2 hot lines & 1 ground line)
Superior 12	12kW	220V / 6-2 wire	60A GFCI breaker (2 hot lines & 1 ground line)

Universe Plus

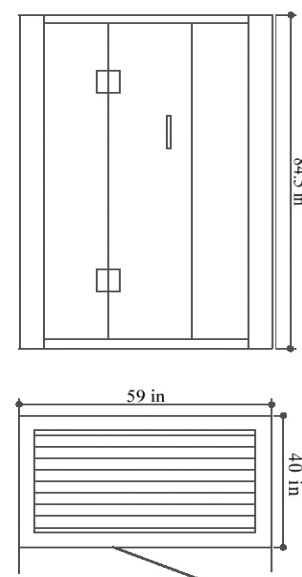
WS105

Galaxy Series

WS112



Image shows optional stone base



COMMON FEATURES

- ❖ Free-standing Shower
- ❖ 4.2kW Quick heating Self-Draining Steam Generator
- ❖ 3kW Quick heating Self-Draining Steam Generator (WS102 Only)
- ❖ Steam Aromatherapy Cup
- ❖ "Glass Touch" Control Panel with built-in FM Radio
- ❖ Wireless transmitter transmits from any audio device
- ❖ "Special Process" Black Tempered Glass walls & front Clear Glass
- ❖ UPC CERTIFIED Anti-scald Faucet
- ❖ Handheld shower w/adjustable water spray settings
- ❖ 12 Body Massage Jets
- ❖ 8" wide water-drenching Rainfall Shower (Galaxy Series)
- ❖ 10" wide water-drenching Rainfall Shower (Universe Plus only)
- ❖ Multiple LED Color Lights for Light therapy
- ❖ Waterproof Oak Shower Grid & Benches
- ❖ Assembles from inside the unit

TECHNICAL INFORMATION

Steam Box - 20amp, 220V

Steam Ready: 2-5Min

ELECTRICAL INFORMATION

1 dedicated 12-2 line for steam
(line 1, line 2, and ground)

PLUMBING INFORMATION

The unit is equipped with hot and cold, metal braided ½" water supply hose with ½ inch national pipe thread

Features for Universe Plus and Galaxy* Series

Bench & Floor

Door Handles

LCD Display

Touch Controls

Shelf

Light & Rainfall*



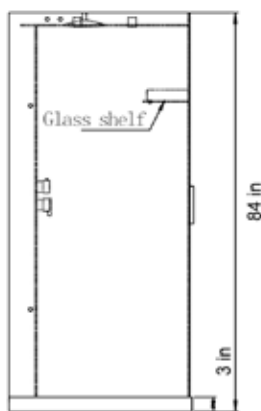
Name	Model	Base Included	Dimensions	Base Information
Universe	WS102	Yes	40x40x88in	An acrylic base with leveling feet. (not pictured here)
Universe Plus	WS105	Yes	48x48x88in	An acrylic base with leveling feet.
Galaxy	WS112-32	No	59x32x84in	A custom stone composite base is available for purchase.
Galaxy Plus	WS112-36	No	59x36x84in	A custom stone composite base is available for purchase.
Galaxy Deluxe Plus	WS112-40	No	59x40x84in	A custom stone composite base is available for purchase.

*Shower may vary from image

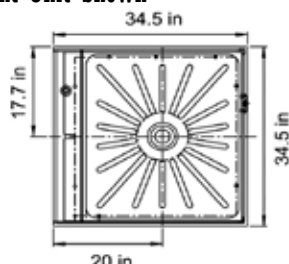
Jupiter Series



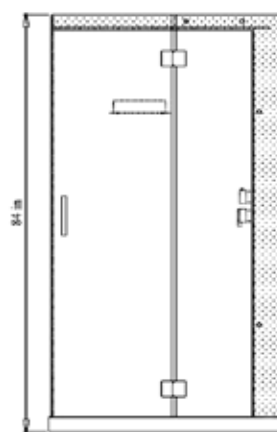
Jupiter
M6023



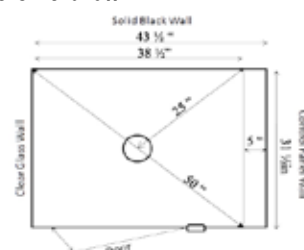
Right Unit Shown



Jupiter Plus
M6020



Right Unit Shown



FEATURES FOR BOTH STEAM SHOWERS

- ❖ Free-standing Shower Enclosure
- ❖ Custom Man-made Stone Base
- ❖ 3kW Quick Heating Self Draining Steam Generator
- ❖ Built-in Control Key Pad with Wireless Remote Control
- ❖ FM Radio & RCA Jack
- ❖ Black tempered glass with Chrome Fixtures
- ❖ Clear front tempered glass door system
- ❖ Multiple LED Color Lights for Light therapy
- ❖ 8 Body Massage Jets
- ❖ UPC CERTIFIED Anti-scald Faucet
- ❖ Handheld shower w/adjustable water spray settings
- ❖ Waterproof Oak Shower Grid & 1 Removable Oak Bench
- ❖ Available in White or Black

DIMENSIONS

JUPITER	M6023	35x35x84in
JUPITER PLUS	M6020	43x31x84in

TECHNICAL INFORMATION

Steam Box - 20amp, 220V
Steam Ready: 2-5Min

ELECTRICAL INFORMATION

1 dedicated 12-2 line
(line 1, line 2, and ground)

PLUMBING INFORMATION

The unit is equipped with hot and cold, metal braided 1/2 inch water supply hose with 1/2" national pipe thread

Door Handle



Cleaning Valve



Bench



Controls



Steam Outlet



Actual images of transitioning chromotherapy lights



Orion Series



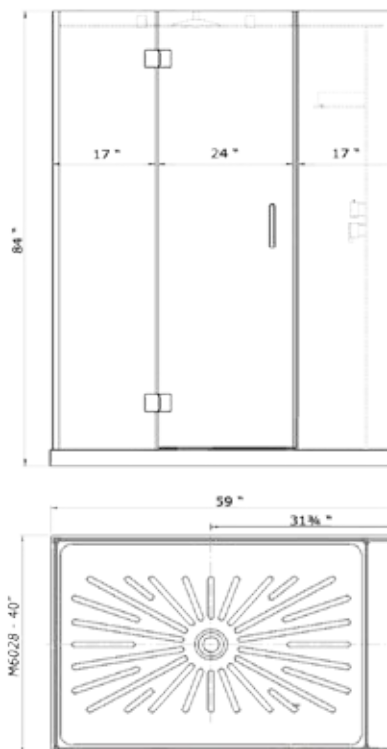
Right Unit Shown



Left Unit Shown



Custom Stone Base



FEATURES FOR BOTH STEAM SHOWERS

- ❖ Free-standing Shower Enclosure
- ❖ Custom Man-made Stone Base included
- ❖ 3kW Quick Heating Self Draining Steam Generator
- ❖ Built-in Control Key Pad with Wireless Remote Control
- ❖ FM Radio & RCA Jack
- ❖ Black tempered glass with Chrome Fixtures
- ❖ Clear front tempered glass door system
- ❖ Multiple LED Color Lights for Light therapy
- ❖ 8 Body Massage Jets
- ❖ UPC CERTIFIED Anti-scald Faucet
- ❖ Handheld shower w/adjustable water spray settings
- ❖ Waterproof Oak Shower Grid & 2 Removable Oak Bench
- ❖ Available in White or Black as shown above

DIMENSIONS

ORION M6027 59x32x84in
ORION PLUS M6028 59x40x84in

TECHNICAL INFORMATION

Steam Box - 20amp, 220V
Steam Ready: 2-5Min

ELECTRICAL INFORMATION

1 dedicated 12-2 line
(line 1, line 2, and ground)

PLUMBING INFORMATION

The unit is equipped with hot and cold, metal braided ½ inch water supply hose with ½" national pipe thread

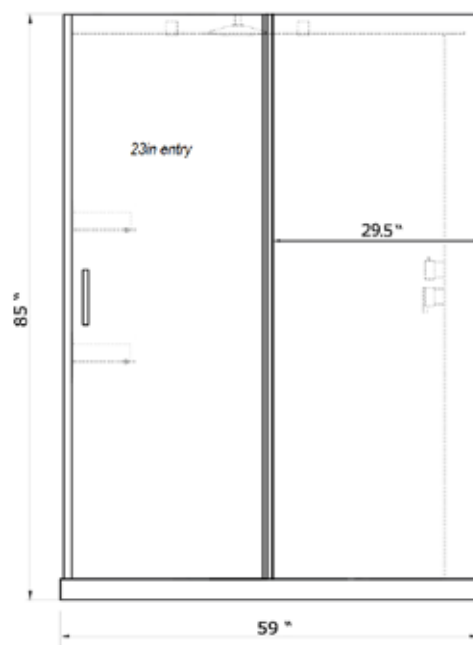
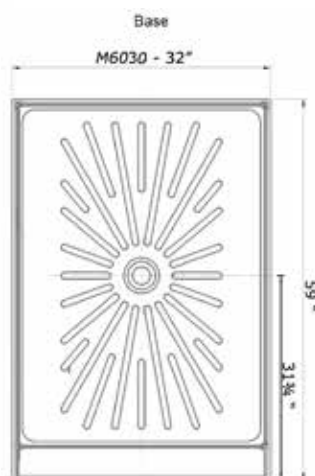
Actual images of transitioning chromotherapy lights in white shower, in a dark room. Color intensity may vary.



NEW! Sliding Door Steam Shower**Venus**

M6030

59in L x 32in W x 85in H

**Right Unit Shown****FEATURES**

- ❖ Free-standing Shower Enclosure
- ❖ **Sliding Door creates 23" entry**
- ❖ Custom Man-made Stone Base included
- ❖ 3kW Quick Heating Self Draining Steam Generator
- ❖ Built-in Control Key Pad with Wireless Remote Control
- ❖ FM Radio & RCA Jack
- ❖ Black tempered glass with Chrome Fixtures
- ❖ Clear front tempered glass door system
- ❖ Multiple LED Color Lights for Light therapy
- ❖ 8 Body Massage Jets
- ❖ UPC CERTIFIED Anti-scald Faucet
- ❖ Handheld shower w/adjustable water spray settings
- ❖ Waterproof Oak Shower Grid & 1 Removable Oak Bench
- ❖ Available in Black

TECHNICAL INFORMATION

Steam Box - 20amp, 220V
 Steam Ready: 2-5Min

ELECTRICAL INFORMATION

1 dedicated 12-2 line
 (line 1, line 2, and ground)

PLUMBING INFORMATION

The unit is equipped with hot and cold, metal braided ½" water supply hose with ½ inch national pipe thread and a pFister anti-scald water controls 5:5GPM at 60 PSI

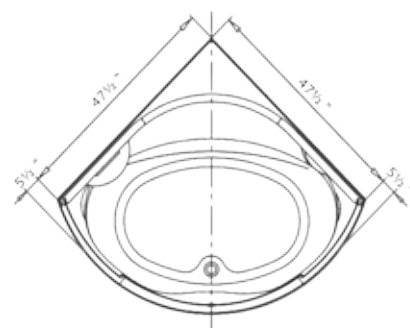
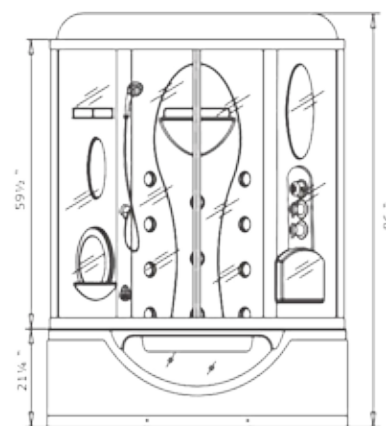
Door Handle**Cleaning Valve****Bench****Controls****Steam Outlet***Actual images of transitioning chromotherapy lights*



FEATURES

- ❖ Free-standing Shower/Steam/Tub Combo
- ❖ 3kW Quick heating Self-Draining Steam Generator
- ❖ Steam Aromatherapy Cup
- ❖ White Polished Finish with Chrome Fixtures
- ❖ 8 Body Massage Jets with alternating cycle
- ❖ 8 Whirlpool Tub Jets
- ❖ 8" wide water-drenching Rainfall Shower
- ❖ Built-in Control Key Pad w/ Wireless Remote Control
- ❖ FM Radio & RCA Jack
- ❖ Phone Hook-up
- ❖ Decorative clear glass
- ❖ Inline Heater
- ❖ Removable skirt for easy service
- ❖ 2 Comfortable head rests
- ❖ Premounted faucet and tub filler
- ❖ UPC CERTIFIED Anti-scald Faucet
- ❖ Handheld shower with adjustable water settings
- ❖ Underwater lighting
- ❖ Mirror

Steam Box - 220V
Water Pump - 110V
Steam Ready: 2-5Min



Hudson Plus



Right Unit Shown



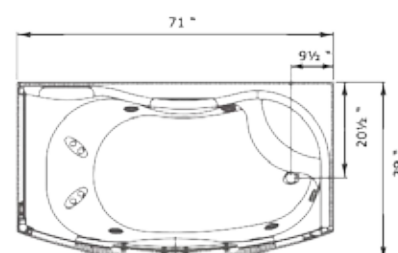
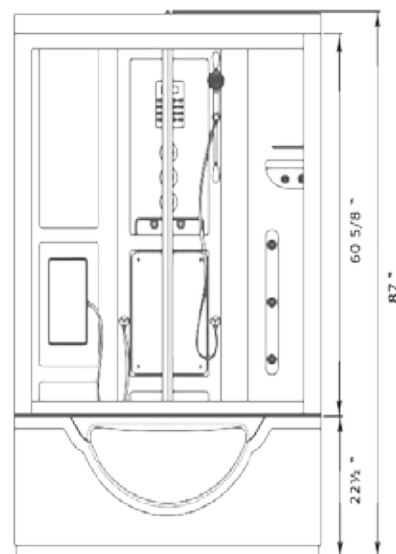
FEATURES

- ❖ Free-standing Shower/Steam/Tub Combo
- ❖ 3kW Quick heating Self-Draining Steam Generator
- ❖ Steam Aromatherapy Cup
- ❖ White Polished Finish with Chrome Fixtures
- ❖ 8 Body Massage Jets with an alternating cycle
- ❖ 8 Whirlpool Tub Jets
- ❖ 8" wide water-drenching Rainfall Shower
- ❖ Built-in Control Key Pad w/Wireless Remote Control
- ❖ FM Radio & RCA Jack
- ❖ Phone Hook-up
- ❖ Inline Heater
- ❖ Decorative clear glass
- ❖ Removable skirt for easy service
- ❖ Comfortable head rest
- ❖ Premounted faucet and tub filler
- ❖ UPC CERTIFIED Anti-scald Faucet
- ❖ Handheld shower with adjustable water settings
- ❖ Underwater lighting
- ❖ Mirror

Steam Box - 220V
Water Pump - 110V
Steam Ready: 2-5Min

ALSO AVAILABLE AS:

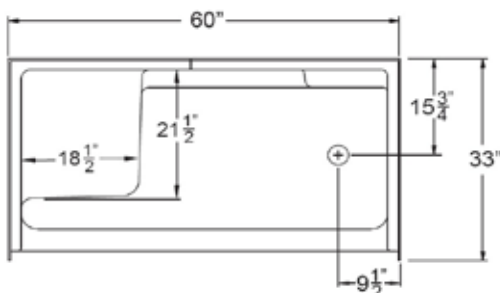
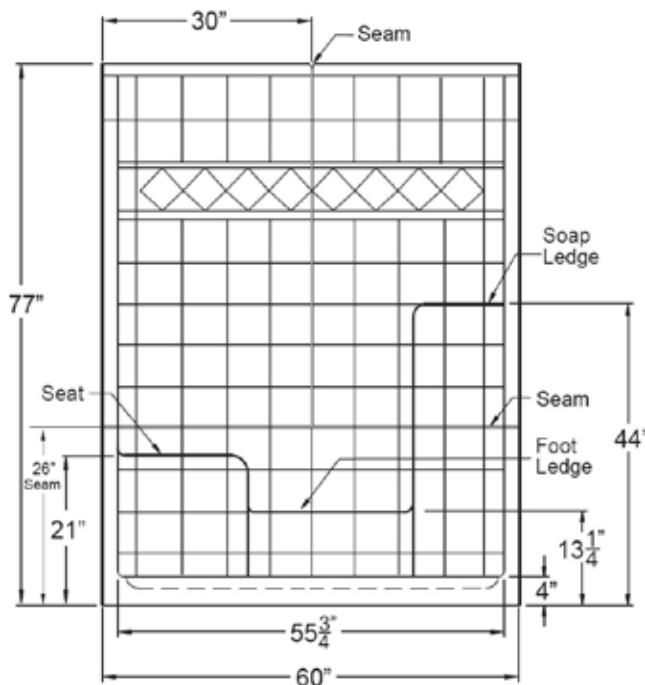
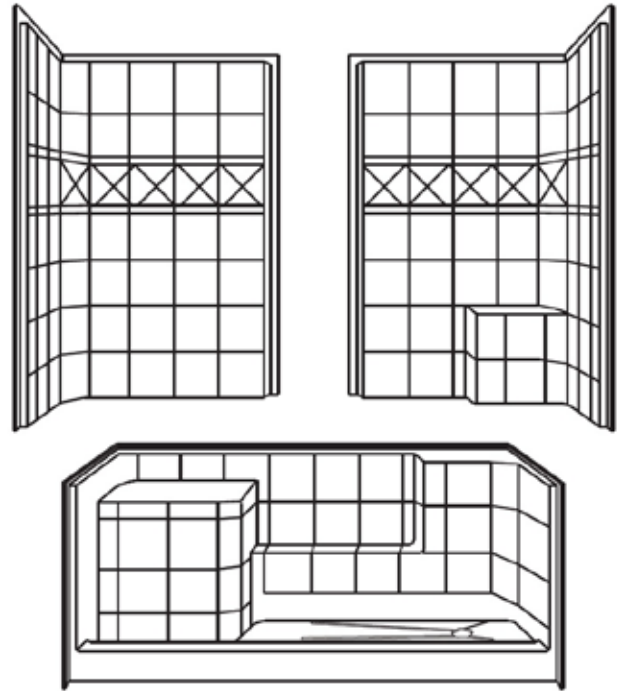
- ❖ Hudson (MK557) 59L x 33W x 88H in



Elizabeth Low Threshold Shower Stall

LT6032

60in L x 30in W x 77in H



FEATURES

- ❖ White Premium Marine-Grade Gelcoat
- ❖ 6" x 6" Tile Pattern with Diamond Design
- ❖ Three Piece Remodeling Shower
- ❖ Shower Door Friendly
- ❖ Easy Step 4" Threshold
- ❖ Spacious 21" Molded-In Comfort Height Seat
- ❖ Left & Right Hand seat models available
- ❖ 30Year Gelcoat Warranty
- ❖ Plywood Reinforced Walls
- ❖ Grip Sure™ Floor
- ❖ Installs from the Front
- ❖ Integral Self-Locating Metal Guide Pins
- ❖ Precision Fit Seams
- ❖ Seam Becomes Grout-Line
- ❖ Compact, Durable Individual Carton Packaging for Easy Handling at the Jobsite

Available in 3 versions:

- | | |
|---------------|------------------------------------------------------|
| LT6032 | Basic 3pc shower |
| LT6032 Plus | includes 2 safety grab bars & drain kit |
| LT6032 Deluxe | additionally includes water valve & hand held shower |

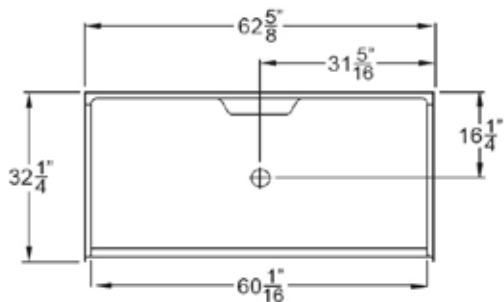
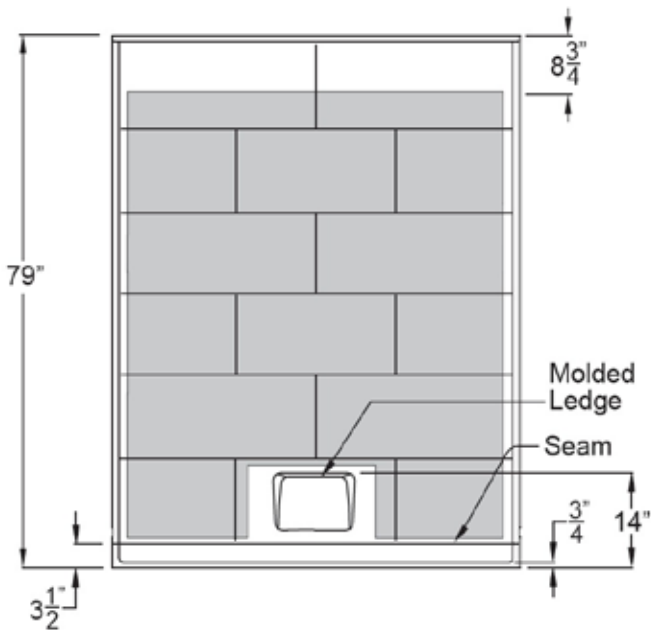
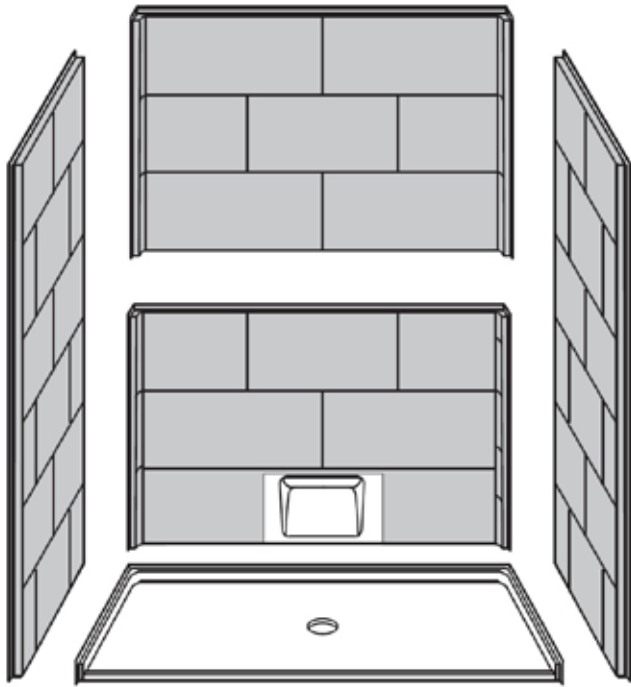
TECHNICAL INFORMATION

- | | |
|--------------|---------------------------------------|
| OD: | 60L x 33W x 77H in. |
| ID: | up to 55.75L x 68.25H in. |
| Threshold: | 4" |
| Handed by: | Comfrot Height 21" Seat Left or Right |
| Weight: | 300lb |
| Load Factor: | 1.05 |

Victoria Barrier-Free Shower Stall

BF6232

60in L x 30in W x 77in H



FEATURES

- ❖ White Premium Marine-Grade Gelcoat
- ❖ Architectural Subway Tile Pattern
- ❖ Five Piece Remodeling Shower
- ❖ Self-Supporting & Pre-leveled Base™ Shower Base
- ❖ Shower Door Friendly
- ❖ 30Year Gelcoat Warranty
- ❖ Plywood Reinforced Walls
- ❖ Grip Sure™ Floor
- ❖ Installs from the Front
- ❖ Integral Self-Locating Metal Guide Pins
- ❖ Precision Fit Seams
- ❖ Seam Becomes Grout-Line
- ❖ Pre-Leveled Base™ - No Mudset Required
- ❖ Compact, Durable Individual Carton Packaging for Easy Handling at the Jobsite

Available in 3 versions:

- | | |
|---------------|------------------------------------------------------|
| BF6232 | Basic 5pc shower |
| BF6232 Plus | includes 2 safety grab bars & drain kit |
| BF6232 Deluxe | additionally includes water valve & hand held shower |

TECHNICAL INFORMATION

- | | |
|--------------|----------------------------|
| OD: | 62.625L x 32.25W x 79H in. |
| ID: | up to 60.063L x 78.25H in. |
| Threshold: | 3/4" |
| Weight: | 492lb |
| Load Factor: | 2.4 |

Home Pet Spa

RA060

35in L x 25in W x 29in H



Currently, dogs are genuinely being treated like man's equal counterpart. The extreme that owners go to in order to make their special friends feel at home is truly unique; yet we found it amazing that there is nothing out there specifically designed for dogs to help owners wash these pets!

Easy to store in your garage, basement or laundry room, you can now keep your dog clean in the comfort of your own home. Our unique design offers your dog a relaxing experience in our special dog wash with its strategically positioned jets and massagers, while you give your soapy furry friend the bath he needs with little effort. Large or small, fluffy or hairless and young or old, every dog will enjoy this pet-friendly spa as you will its groomer-like results!



Features

1. Splash guard (optional)
2. Safety restraints
3. Door Latch
4. Exit door
5. Extendable flex drain
6. Water supply inlet
7. Entry door
8. Shelf for small dogs (optional)
9. Access panel
10. Jet control
11. Shower control
12. Shower wand
13. Wheels w/lock (optional)
14. Soaking water jets

Recommended Cleaning Products

- White Vinegar & Water (Recommended)
- Rubbermaid® commercial strength shower tub & tile cleaner
- Home Depot HDX shower tub & tile cleaner
- Scrub-free original soap scum remover
- Kaboom™ shower tub & tile cleaner with OxiClean™
- Simple Green® all purpose cleaners
- Simple Green® lime scale remover
- Simple Green® natural bathroom cleaner
- All Tilex® products
- All Pine-Sol® products
- All Clorox® Fragranzia® products

Specifications & Manual Information

We are constantly improving our product information. For any specific product documents, please refer to our website www.homewardbath.com.

Warranty Information

For a copy of our warranty or to submit the warranty activation form, please refer to our website www.homewardbath.com.

Contact Us

Please contact an Authorized Dealer, installer for product and/or pricing information.

Call Homeward Bath at 866-783-2661, visit our website at www.homewardbath.com and like us on Facebook.

Notes:

[illegible]

homeward**b**ath



22900 Miles Rd
Cleveland, OH 44128
1-866-783-2661 Toll Free
1-216-587-6790 Local
440-348-2336 Fax
www.homewardbath.com
sales@homewardbath.com