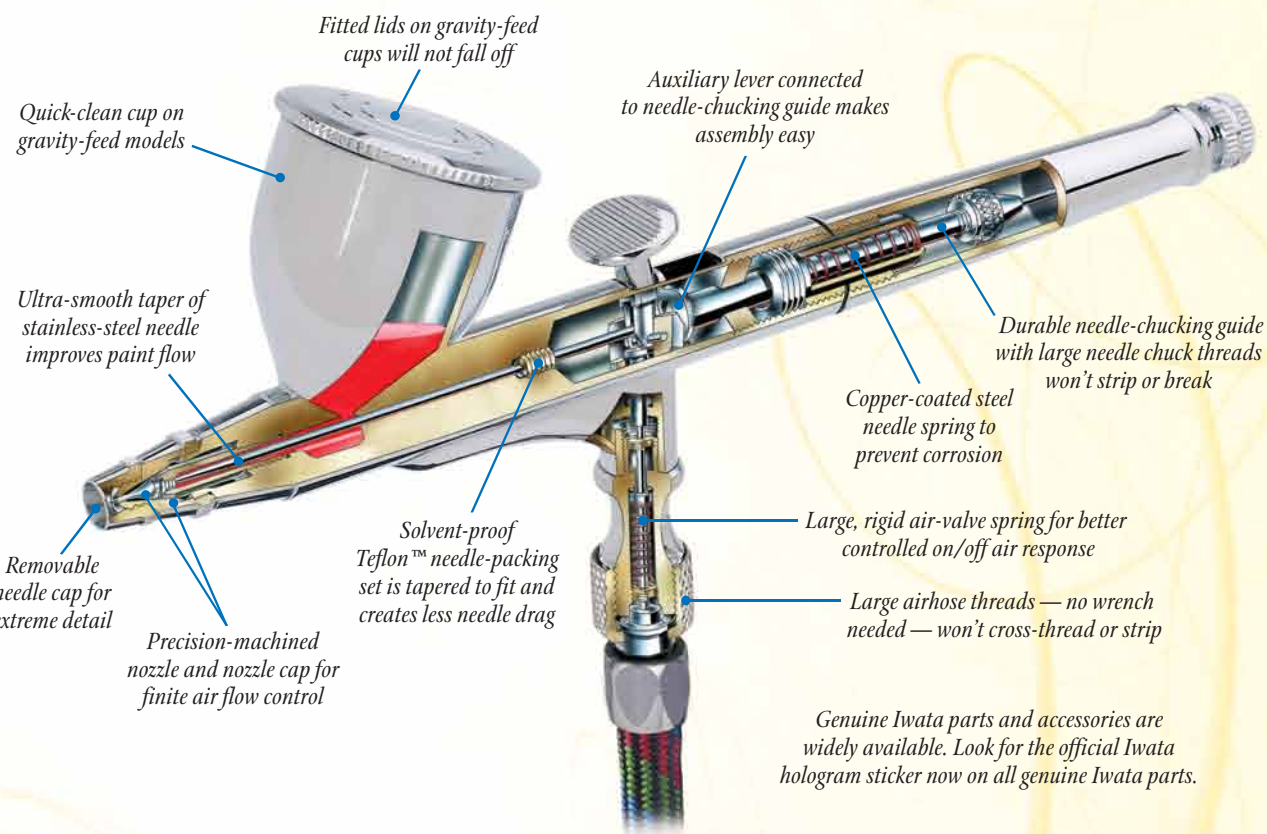


● *Airbrush Product Guide*

IVWata

Genuine Quality and Performance

Trusted By The Industry's Leading Airbrush Artists



Genuine Iwata parts and accessories are widely available. Look for the official Iwata hologram sticker now on all genuine Iwata parts.

Stipple Patterns



Unique, controlled stippling achieved by removing the nozzle cap and needle cap, then adjusting the air pressure. An entire range of stippling effects can be sprayed, from very fine to coarse textures.

What Makes The World's Top Artists Insist On Iwata

PERFORMANCE

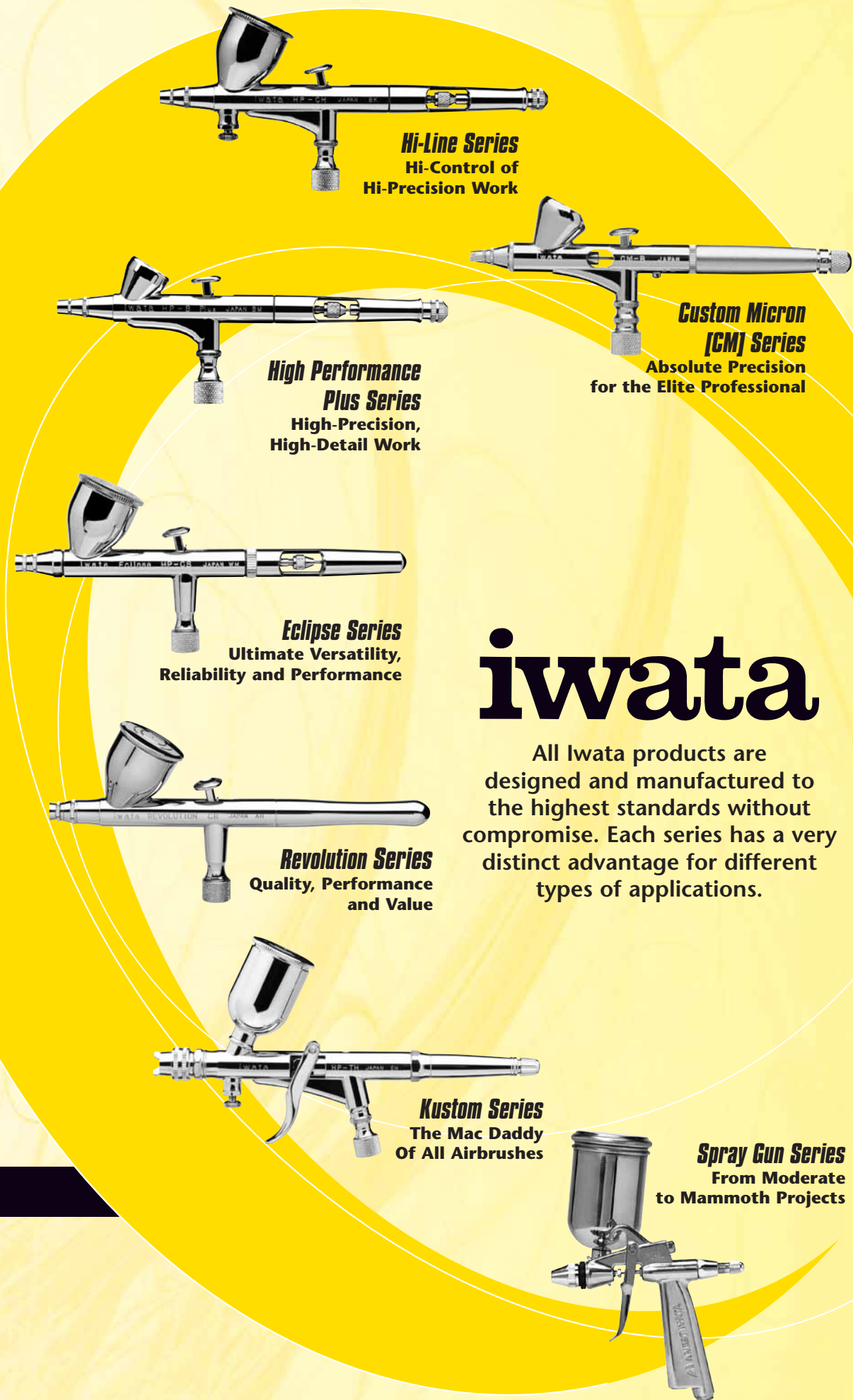
Brilliant performance backed by exceptional customer service and technical expertise.

PASSION

Our passion sets us apart. And drives us to create inspired products for artists like you.

COMMITMENT

Our tireless dedication and enduring commitment help you to always be at your creative best.



The World Leader in High-Quality, Professional Spray Equipment



IWATA Premier Service Plan

Iwata offers the industry's best customer service and the most comprehensive product warranties.

If anything should go wrong, know that we take pride in backing all of our products with exceptional repair and technical support.

iwata

All Iwata products are designed and manufactured to the highest standards without compromise. Each series has a very distinct advantage for different types of applications.

techsupport@iwata-medea.com
503-253-7308
M-F 8:00AM - 4:00PM
Pacific Time

Airbrushing Acrylics on Canvas

Using acrylic paints in an airbrush is actually quite common in the arts-and-crafts fields. Noted artist, author and airbrush instructor Robert Paschal uses the HP-C Plus, coupled with a Power Jet compressor, for creating illusions of shadows, adding highlights and creating special effects.

Since acrylic paints are heavy-bodied by nature, they need to be thinned a bit before spraying, and typically require an airbrush with larger tip/needle combinations. When working on small areas, the Eclipse gravity-feed (HP-CS, HP-BS) and side-feed (HP-SBS) brushes are great for details, while the bottom-feed HP-BC Plus and Eclipse HP-BCS are ideal when doing background work or when larger volumes of paint are required.



Robert Paschal www.arttalk.com

"When airbrushing on canvas, artists' acrylic colors are a preferred medium. They can be thinned easily to a sprayable consistency. They dry quickly so you can work fast. They are flexible and have good adhesion. And they work well on raw, gessoed or prepared canvases. Acrylic colors are waterproof, permanent and will not fade. When spraying acrylics for small, detailed areas, I recommend the gravity-feed HP-C Plus. And for spraying larger areas, I recommend the bottom-feed Eclipse BCS."

The airbrush is an excellent tool for casting shadows. It delivers the soft granular spray required for creating the illusion of objects floating in space. I recommend the gravity-feed Iwata HP-C Plus to achieve these effects because the softer the spray, the better the illusion. The airbrush is also ideally suited for the development of a hard edge when painting with acrylics – simply airbrush along a masked area to capture the spray. The tighter the mask is attached to the work surface, the harder the edge will be. Acrylics can be sprayed along stencils and masks without fear of bleeding."

Airbrushing Watercolors

Watercolors are one of the most natural mediums for use with an airbrush because it's a transparent media and airbrushes apply colors in a transparent fashion. Respected artist, lecturer and avid golfer Kirk Lybecker says, "Airbrushes are often used to enhance places where watercolors are weak like in washes."

Lybecker, who often works with watercolors, prefers the Custom Micron CM-SB and CM-B because of their phenomenal control and powers them with a quiet Shark compressor. Lybecker sometimes uses a CM-C for slightly larger areas and an RG-3 mini spray gun for blocking in larger background areas. Casual airbrush users painting with watercolors may prefer the gravity-feed HP-C Plus or HP-B Plus, which allow for spraying at low air pressures to maximize coverage and minimize over-spray. Both of these airbrushes work extremely well with the Smart Jet or Power Jet compressors.



Kirk Lybecker www.lybeckerstudios.com

"Using an airbrush in a watercolor painting is a natural marriage. Watercolors are thin and flow easily even through the finest of airbrushes. If you are tired of drab washes, enhance your washes with the use of an airbrush to fortify the color, such as getting deeper blues in the sky. You can also accentuate details like picking out smaller shadows. And, most importantly, you can build layered colors so that you can get the depth and intensity of an oil painting with watercolors."

I use Iwata Custom Micron airbrushes because they are a perfect blend of the capacity to do extremely fine details and subtle blending, and for their easy cleaning and maintenance. The low air-pressure use allows me to do a lot of work without having to use frisket film or similar masking mediums.


The RG-3 mini Spray Gun gives me excellent control for large sprays, allowing for even, subtle background sprays."

Illustration

Illustrations are typically commercial and designed for eventual reproduction. These artistic renderings are often done on illustration board, paper or similar substrates, most likely using thin paint, inks or dyes.

An illustrator like Michael Cacy uses the CM-B or CM-SB for the finest detail work since they perform well at extremely low air pressures. The CM-C, HP-B Plus and HP-SB Plus can be used for detail and general rendering purposes, while the HP-C Plus is good for some detail and background coverage. These models are all good for working on small- to medium-sized work, which is typical for illustration.

Professional illustrators often rely on powerful, yet silent compressors with air-storage tanks for consistent and uninterrupted airflow like the Power Jet and Shark compressors.



Michael Cacy

"The Eclipse CS is a dynamite airbrush for over-painting oil-based colors over the top of my illustrations. Using a rub out or pick-up technique with a kneaded eraser lifts up the oils, revealing the under painting. This technique adds another dimension to my work. Once airbrushed on, you can control the drying time, meaning that you can start rubbing out an area almost immediately. Also, by airbrushing you have more control because you can gauge the value – it can be more subtle or pronounced than it would be if it were brushed over."

I use the Iwata Custom Micron for all critical work, such as precise detail. The Iwata HP-C Plus is without a doubt the best all-around illustrator's airbrush ever."

Murals

Mural painting is typically done with airbrushes that have larger fluid capacities and with spray guns. Designer, mural painter and artist A.D. Cook prefers the RG-3 and W-101 spray guns, and uses a variety of other airbrushes, including the HP-C Plus and Custom Micron like the CM-SB. He powers his wares with a Shark compressor.



A.D. Cook www.ADCook.com - www.ADCookFineArt.com - www.AirbrushTour.com


"My paintings are very time consuming. Iwata airbrushes are reliable, easy to maintain and comfortable, making them easy to use for long periods of time. I have always believed in using the best equipment for the job at hand. To cover large areas of the surface with precise gradation or other special effects, the RG-3 or W-101 are indispensable. For detailed work, I prefer to use the Iwata HP-BC Plus because I can make quick color changes. Special projects require the use of my Iwata Custom Micron airbrushes."

Automotive

Individualism and creative expression turn vehicles of today, cycle tanks and custom auto painting into works of art. Artist, author and instructor Craig Fraser of Kal Concepts is at the forefront of this creative movement that's rapidly growing in popularity. The Kustom Eclipse CS is the workhorse of his studio, while the CM-C Plus allows for the greatest details.

The side-feed Eclipse HP-SBS (Autographics version) is quickly becoming a mainstay in the field because of its 1 oz. side-mounted bottle, which allows for greater vision of the work since you can see directly over the nozzle. The Power Jet and Shark compressors lend themselves well to casual workloads.

Iwata's arsenal of various Spray Guns rounds out the offerings for this type of work. Fraser is also the designer of the haunting SkullMaster Series Freehand Airbrush Templates from Artool.



Craig Fraser www.gotpaint.com

"Though I've tried many brands of airbrushes in the last 10 years, I can truly say I haven't found a brush that can rival the accuracy and durability of my Iwatas. Whether I'm painting with automotive urethanes or my water-based Com-Art Colors, the Kustom Eclipse CS is the workhorse of my studio. Not only does it deliver consistent fine lines and details that I demand, it also maintains that consistency for many years."

I've always been impressed with the Custom Micron for the incredible detail work it allows me to do. The Autographics side-feed and top-feed models of the Eclipse series allow for added versatility and work great with solvent-based urethanes and toners."

At Kal Concepts/Air Syndicate, we have been using the LPH Automotive Spray Guns successfully for the past six years. Iwata is the rare company with a complete line of guns and airbrushes where every model is a winner. Whether you need razor-sharp detailed illustration or full-tilt custom automotive spraying, Iwata's arsenal has the gun for every job."

Signs

Because of Julian "Mr. J" Braet, Bob Bond, Butch Anton, David Shaw and Jay Landsberg, using an airbrush in sign making has become a popular tool for creative solutions. The Eclipse HP-BCS and the Power Jet compressor are the preferred choice for most sign-making professionals.

Special effects on vinyl signs like fades and color blends are easily achieved with an airbrush. Sign makers also like the HP-C Plus and Eclipse HP-CS for highlights and quick special effects, and for touching up plotted images.

Both of these airbrushes run well with the Smart Jet compressor for light applications, but serious "power users" prefer the Shark compressors.



Julian "Mr. J" Braet

"The airbrush is a great tool for adding highlights and dimension to the lettering on signage, vehicle lettering and vinyl graphics. Using an airbrush adds color faster and makes creating special effects easier. Light background sprays for panels and additional special effects are easily achieved with an airbrush."

I use the Iwata Eclipse HP-CS because it is the easiest to use and it's the best all-around airbrush for sign makers of all skill levels. I use the Iwata RG-3 for large areas, basecoats and backgrounds, and also for putting on topcoats and clear-coats."

Which airbrush and compressor are best for me?

iwata

To answer this question, many different factors need to be taken into account. Finding the right airbrush for the right application can help make your project turn out perfectly.

Here are some suggestions for airbrushes and compressors for different applications. Product combinations are based on typical techniques, and basic assumptions are made for type of paints being sprayed and at typical operating air pressures for each application.

Please note this is just a starting point and may not indicate the personal preference of certain users or professionals in different areas of expertise.

Beauty Art

The airbrush has become a significant tool for progressive beauty professionals. Commonly used in the film industry, airbrushes are now finding a home in the modern make-up artist's repertoire, creating flawless glamour looks on all skin types, including difficult complexions.

In contemporary salons and spas, body spraying is in tremendous demand as Airbrush Sunless Tanning replaces harmful UV rays as the bronze of choice for modern, health-conscious men and women.

Airbrush tattoo products by Medea and Artool offer an alternative to the real thing and are fun and easy to apply. Multifaceted artist, author and instructor Pamela Shanteau takes it to a new level with elaborate body art using a combination of airbrushes. Using the Eclipse HP-CS, HP-BS and HP-BCS powered by a Power Jet compressor, Pamela rides the cutting edge in her body art designs.



Laura Glass

"Iwata has specialized, multi-purpose airbrushes for all of my endeavors in the world of beauty. For foundation make-up application, I like to use the Eclipse CS and the HP-C Plus for its smooth atomization and ability to handle heavier make-up formulations. For airbrush tanning, I prefer the high output of the Eclipse BCS, but the Revolution BCR is also good as it has the finest atomization in its price range."

For fingernail art, I use several brushes in Iwata's High Performance Plus Series because of their ability to use minimal air pressure and small amounts of paint for small, detailed work. The HP-A Plus is great for fine detail close-up work, the HP-B Plus is a great general purpose nail art brush, and the HP-C Plus is the best choice when working with heavier paints or when mixing your own colors."

And whether I am working on faces, bodies or fingernails, the Custom Micron has truly taken me to new levels while working in fine detail with precise control. It is the crème de la crème of airbrushes."

T-shirts

Textile paints, like Medea Textile colors, that are used for painting T-shirts are made with heavier-bodied pigments similar to acrylics and require larger tip/needle combinations, as well as powerful air compressors.

Mark "The Shark" Rush, textile painting guru and designer of the Great White Shark compressor, prefers his fleet of 15 Iwata Eclipse BCS airbrushes and his own Great White Shark compressor. The Eclipse HP-CS proves to be a good choice for spot details and highlights.

World-renowned artist and instructor Jurek is an avid HP-BC Plus user when painting textiles.

The compressor recommended for textiles is the Shark compressor. While others may do some light duty such as home T-shirt painting, they will burn out if subjected to long hours at higher air pressures.



Mark "the Shark" Rush www.bigairbrush.com

"I've been airbrushing T-shirts for over 30 years and have seen a great evolution in equipment over the years. When you paint the volume of T-shirts I do, you must use equipment that is dialed in for speed as well as reliability."

I use a fleet of 15 Iwata Eclipse airbrushes and a Great White Shark silent air compressor from Iwata-Medea to meet my commercial airbrush needs. From fine lines and dagger strokes to broad multi-colored backgrounds, the Eclipse BCS does it all. Time is money in my business, so I use the best airbrush equipment made."

RC Cars

Novice users and children are well suited with a single-action Revolution HP-SAR and a Sprint Jet or Smart Jet compressor.

Iwata now has airbrushes made exclusively for the new user and part-time airbrusher – the Revolution Series. The Revolution airbrushes include all of the quality and performance that made Iwata famous and are affordably priced. With the quality, performance and value of both gravity- and siphon-feed models, hobby and model builders will appreciate the fantastic finish that can be achieved.



David Monnig

"Most people use the Iwata Eclipse BCS and the Revolution BCR airbrushes for painting RC Cars because of the quick color changes. Of course, Artool templates and Hobby Mask are essential tools for creating wild designs. From small to large paint jobs and back to small, I have been using Iwata brand airbrushes and spray guns for the past 20 years. The atomization and fine detail not only make it fun but easy to achieve the custom look I always strived for. For every application, Iwata has it covered."

Static Scale Models

The resurgence of plastic-model-kit and resin-kit building has created a need for new advances in airbrush technology. No more slapping on paint with a brush — realism is the goal and an airbrushed finish is the answer.

An avid resin-kit builder and a contributing writer to many hobby magazines, Tom Grossman frequently uses the Revolution CR, powered by a Smart Jet compressor. The gravity-feed Eclipse CS allows for excellent detail with modestly heavy pigments, yet also allows for large background coverage.

Master model makers find that they prefer the finest details and often use the HP-SB Plus and also the CM-C in their work. Subtle shading and weathering are common uses for these two airbrushes, especially when powered by the Sprint Jet, Smart Jet or Power Jet compressor. Advanced users want the flexibility of a Shark compressor in their studios.



Tom Grossman

"Scale models come in polystyrene, resin, vinyl and/or metal. They also come in all sizes and subjects and each have something to offer. The finest finishes are best accomplished with the help of a good, reliable airbrush. The Iwata line has a great airbrush for every modeling need, skill level and budget."

Iwata products work well with a variety of mediums. I like acrylics for their user and environmentally friendly chemistry. Com-Art transparent and opaque paints are great for effects and shading like weathering and flesh tones. Iwata airbrushes can deliver the same great performance with enamels and lacquers, too. I like the quick clean-up between colors with gravity-feed designs and the small amount of paint that can be used. After all, it's not the paint job, it's the touch up that makes a kit come to life."

The affordable Revolution CR fits the bill for base coats, simple schemes and basic stencil work. An Eclipse HP-CS is my choice for most other modeling applications because of its greater control and versatility. When it's time for some fine detail, crisper lines without masking and work with smaller scale subjects, I use an HP-C Plus."

Model Railroad

Model train enthusiasts who want fine detail use the CM-B and also the HP-SB Plus powered by the Sprint Jet, Smart Jet or Power Jet.



Leslie Eaton

"As a Master Model Railroader and model judge, I know that many model competitions are won or lost by the finish and weathering."

The Iwata HP-B Plus gives me the flexibility to apply multiple layers of paint flawlessly to produce a superior depth of color. It also gives me the control to spray very light coats of weathering to achieve prototypical results and award-winning finishes on my models."

Other Uses

Every day we discover new and unique uses for airbrushes from our customers. Here are a few other suggestions:

Taxidermy And Woodcarving

Taxidermists use airbrushes for all different types of works from patterns on fish to subtle shading. Typically taxidermists prefer the Eclipse HP-BCS and the Eclipse HP-CS because of their versatility. They also use the HP-C Plus and HP-B Plus for subtle details. Users with a preference for single-action select the Revolution SAR.

Because of the style of work more control of the air compressor is usually required. The powerful and reliable Power Jet is great for casual taxidermy uses while the high-powered Shark compressors are popular choices for larger, busier shops.

Professional woodcarvers often compete for tremendous cash prizes. They require the ultimate in precision and fine-tuned control. The Custom Micron Series (CM-B, CM-SB and CM-C Plus) airbrushes are the best choice for these users. These airbrushes are best powered by the Iwata Studio Series Power Jet compressor or with a Shark compressor.

Stenciling And Decorative Painting

Sponges used to be the only choice when it came to stenciling, and decorative painters stuck with their bristle brushes. When artist and instructor Sheri Hoeger (the Mad Stencilist) began using an HP-C Plus airbrush and then craft guru Lindy Brown became enthused about her Eclipse HP-BCS and gravity-feed HP-BS, the airbrush became an essential tool.

Lindy Brown powers her airbrush with an Iwata Studio Series Smart Jet air compressor. Crafters, stencilers and decorative painters will also appreciate the virtues of the Eclipse HP-CS and Revolution SAR for spraying heavier paints. Compressors, like the Sprint Jet, make airbrushing affordable. Professionals with studios or shops might prefer a Power Jet or Shark compressor.

Cake Decorating

Cake decorators like Francis Kuyper, the Cake Lady and the founder of the Cake Museum, use the HP-B Plus and HP-C Plus.



Custom Micron

Absolute Precision for the Elite Professional

For the elite professional who demands precise and accurate control of very detailed spraying, the Custom Micron Series is built to be the "best of the best," hand-tested and adjusted by the world's leading airbrush technicians. Special machining processes along with the meticulous hand-fitting of the parts create an airbrush with superb atomization and incredible control. By removing the crown cap and nozzle cap, these airbrushes will spray an entire range of stipple effects, from very fine to coarse textures.

Iwata Custom Micron CM-C Plus Perfect Performance that's Simply Unmatched

The next evolution of peerless performance. Inspired by the already proven, industry-leading Custom Micron series, the Custom Micron CM-C Plus drives automotive and illustration airbrushing into the future with innovative features that have to be experienced to be believed.



Iwata Custom Micron CM-C Plus — ICM 4500

- Using the same matched-head assembly as the other trusted Custom Micron airbrushes, the Custom Micron CM-C Plus has the same precise feel that's entirely unique to a Custom Micron airbrush
- A breakthrough technology, the Micro Air Control (MAC) Valve enables infinite control of the airflow at the head of the airbrush, which provides even more control of stippling, fine details and finely atomized background spraying
- The solvent-proof Teflon™ needle packing allows for the use of automotive or other solvent-based paints
- The funnel shape of the redesigned gravity-feed cup lets the airbrush be used effectively with only a couple drops of paint, ensuring a fast and thorough clean up
- A cutaway handle enables users to grab the needle-chucking nut and quickly pull back the needle to flush paint out of the cup and paint passageways for a quick and easy clean up



Iwata Custom Micron CM-C — ICM 4000

- Ideal for professional use where heavier paints are required (.23-mm nozzle) or when larger work is being created
- The Iwata Custom Micron matched-head system ensures superior atomization
- Features a larger 1/3 oz. (9 ml) gravity-feed color cup for working with large volumes of paint



Iwata Custom Micron CM-B — ICM 2000

- The smallest nozzle and needle combination (.18-mm) for the most precise and accurate control of detail spraying
- Features a 1/16 oz. (1.8 ml) gravity-feed cup that cleans quickly for rapid color changes
- A highly polished, hardened stainless-steel needle provides an exceptionally smooth transition from detail to mid-range spraying



Iwata Custom Micron CM-SB — ICM 3000

- The same features of the Custom Micron B except it has a 1/8 oz. (3.5 ml) side-feed cup, which is engineered for right- and left-handed use
- Because it is side-fed, a view directly over the top of the airbrush allows for up-close, fine detail work
- For larger artwork, the Custom Micron versatility is enhanced by an optional 1/4 oz. (7 ml) side-feed cup, 1/2 oz. (14 ml) gravity-feed cup or a 1 oz. (28 ml) siphon bottle



Custom Micron Head System

The unique feature of the hand-matched head system means all of the parts in the head are assembled, tested and adjusted until the spray characteristics are as perfect as an airbrush can be. Available only as a set, spare head systems can be purchased to ensure the Custom Micron will always spray to its fullest potential.



Hi-Line

Hi-Control of Hi-Precision Work

iwata

Featuring the ultimate in air control directly at the nozzle with Iwata's Micro Air Control (MAC) Valve Technology, the Hi-Line Series doesn't just change air pressure instantly – it changes the way you airbrush.

Designed for artists who need extreme control of detailed spraying, this series uses larger diameter threads on the nozzle than the High Performance Series. This makes the nozzle much stronger when tightening it onto the airbrush and ensures better centering of the nozzle when it screws onto the airbrush body.

The Hi-Line Series is made with Teflon™ needle packing, a dual-purpose cutaway, pre-set handle and one-piece auxiliary lever/needle chucking guide.



Iwata Hi-Line HP-AH — H 1100

- Features a 0.2-mm nozzle
- Larger threads on the nozzle offer a more secure fit and better centering of the nozzle on the body
- Sprays with one drop of paint in its 1/32 oz. (0.9 ml) fluid cavity



Iwata Hi-Line HP-BH — H 2100

- Like the HP-AH, it has a 0.2-mm nozzle but has a larger 1/16 oz (1.8 ml) cup for holding more paint
- The gravity-feed cup features a smooth inside taper that provides for a quick and easy clean up



Hi-Line HP-CH — H 4100

- Features a 0.3-mm nozzle and a large 1/3 oz. (9 ml) tapered gravity-feed cup
- The larger nozzle and needle makes this an ideal airbrush for spraying a variety of paints from watercolors to solvent-based automotive paints



Micro Air Control (MAC) Valve


A breakthrough technology, the Micro Air Control (MAC) Valve enables infinite control of the airflow at the head of the airbrush, which is different than just regulating the air pressure at the compressor.

- Lets users spray a coarse stippling effect to full atomization with a quick turn
- For fine line or detail work, it can be adjusted to create the optimum airflow for maximum control of the paint output
- By fully opening the MAC Valve, quick cleaning or wide background spraying can be achieved



High-Performance Assembly

Each nozzle is precisely made on the industry's most sophisticated machinery. They are hand-tested to assure accurate control and fine atomization of the spray, and they are self-sealing, which eliminates the need for messy sealers. Unlike conventional brass nozzles, steel alloys are more durable and resist damage from harsh chemicals.



iwata
High Performance
 High-Precision, High-Detail Work
plus

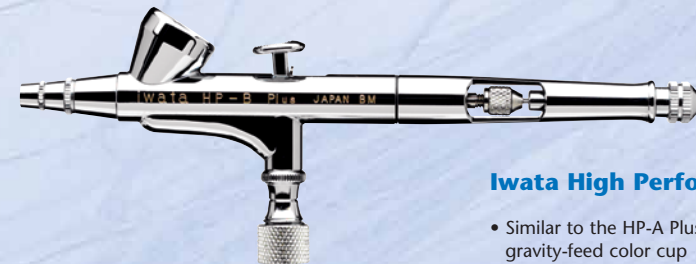
Renowned as the professional's workhorse, the popular High Performance Series has been pumped up with these inspired features:

- Dual-purpose, cut-away and pre-set handle for easy clean up and precise control of paint flow
- Teflon™ needle packing for automotive or other solvent-based paints
- Larger threads on the nozzle offer a more secure fit and better centering of the nozzle
- Redesigned tapered gravity-feed cups ensure easy clean up and more efficient paint flow
- Single-piece auxiliary lever/needle-chucking guide provides easy assembly



Iwata High Performance Plus HP-A Plus — H 1001

- Features a 0.2-mm nozzle and needle combination for high-precision, detail spraying
- The 1/32 oz. (0.9 ml) fluid cavity is perfect for spraying small amounts of media in a small area



Iwata High Performance Plus HP-B Plus — H 2001

- Similar to the HP-A Plus except with a larger 1/16 oz. (1.8 ml) gravity-feed color cup




Iwata High Performance Plus HP-SB Plus — H 3001

- Similar to both the HP-A Plus and HP-B Plus, except it has a 1/8 oz. (3.5 ml) side-feed color cup
- Side-feed cup allows right- or left-handed use, and for slow detail spraying and better vision of the work surface
- Optional 1/4 oz. side cup, 1/2 oz. gravity cup or a 1 oz. siphon bottle add to the versatility of this airbrush



Iwata High Performance Plus HP-C Plus — H 4001

- A practical choice for most airbrush uses
- Its larger 1/3 oz. (9 ml) gravity-feed cup and larger (0.3-mm) needle/ nozzle configuration allow for use with most media
- An airbrush that does it all – from fine hairlines to finely atomized background spray, along with an entire range of stippling effects
- The gravity-feed cup is useful for mixing custom colors and allows quick color changes
- Short paint passageway from the cup to the front of the airbrush gives it a responsive feel and allows it to be one of the quickest cleaning airbrushes in the industry



Iwata High Performance Plus HP-BC Plus — H 5001

- A high-detail, high-precision, bottom-feed airbrush for artists who need quick color changes with a certain set of colors
- Similar in spray characteristics and needle-nozzle size to the HP-C Plus, it has very good atomization and is extremely reliable



iwata
High Performance
plus

Descended from greatness, the HP Plus Series remains the cornerstone of the Iwata line and continues the legacy of the original HP Series.

The original HP Series established the Iwata name in the creative field over 30 years ago. It seems every artist or graphic designer had one. To this day, many artists are still using their original Iwata HP model.

And not only do Iwata airbrushes endure, but Iwata always strives for innovation to improve the creative process.



iwata Eclipse

Ultimate Versatility, Reliability and Performance

The multi-purpose, high-paint-flow, versatile airbrushes of the Eclipse Series cover a wide range of uses. Because they can spray heavier paints and achieve a fine line as well as a 2" wide pattern, they are well suited for just about any application or project. These are the most popular Iwata airbrush models due to their versatility, not to mention that they get such a varied spray pattern from just one size nozzle and needle.



Iwata Eclipse HP-CS — ECL 4500

- Gravity-feed airbrush features a unique 0.35-mm needle and nozzle combination for fine-detail spraying, but with high-paint-flow capacity
- Generous 1/3 oz. sized cup is designed with a new funnel shape, which makes for easy clean up and more efficient paint flow
- Automotive artists, fine artists and students will appreciate how well the Eclipse CS sprays heavier acrylics and textile paints, while maintaining high-detail spray characteristics



Iwata Eclipse HP-BS — ECL 2500

- Gravity-feed airbrush features a 0.35-mm needle and nozzle combination with a convenient 1/16 oz. sized cup
- The improved funnel design of the cup makes for easy clean up and more efficient paint flow
- Ideal for nail and beauty applications



Iwata Eclipse HP-SBS

ECL 3500 — Airbrush and 1/8 oz. side-mount cup
ECL 3550 — Autographics - Airbrush, 1/2 oz. side-mount cup and 1 oz. siphon-feed bottle

- Side-feed airbrush features a 0.35-mm needle and nozzle combination with the option of four cup sizes – the standard 1/8 oz. side cup, a 1/4 oz. side cup, a special 1/2 oz. gravity-feed side cup or a 1 oz. siphon-feed bottle
- Ideal for custom automotive graphics and murals, as well as for fine-arts work that requires custom color mixing and thicker paints
- The Autographics version of the HP-SBS is similar to the standard HP-SBS except it comes with a large 1/2 oz side mount, gravity-feed cup and a 1 oz. siphon-feed bottle



Iwata Eclipse HP-BCS

ECL 2000 — Airbrush and bottle only
ECL 2001 — Airbrush, bottle, hose, cleaner and paint

- Bottom-feed airbrush features a 0.5-mm needle and nozzle combination
- Sets the industry standard for high-performing, general-purpose, high-paint-flow airbrushes
- Versatile, reliable performance — this airbrush does it all

Iwata Eclipse G-Series — Unique, Big-Time Performance
 With a unique “pistol-grip” feel, the Eclipse G-Series airbrushes look like a miniature spray gun, but spray and perform like a large airbrush with their 0.3 - 0.6-mm stainless-steel nozzle.



Iwata Eclipse G3 — ECL 9100

- Works with most twin-piston airbrush compressors like the Iwata Studio Series Power Jet Compressors
- True center-post gravity-feed airbrush
- MAC Valve for precise control of air and spray
- Gives a true fan pattern spray like most spray guns
- 0.3-mm stainless steel nozzle
- Twilight-chrome finish
- Kit Includes: Iwata Eclipse G3 Pistol-Grip Airbrush-Gun, 4oz. stainless-steel cup and lid
- Uses BT 050 spray gun hose



Iwata Eclipse G5 — ECL 9200

- Works with most twin-piston airbrush compressors like the Iwata Studio Series Power Jet Compressors
- True center-post gravity-feed airbrush
- MAC Valve for precise control of air and spray
- Gives a true fan pattern spray like most spray guns
- 0.5-mm stainless steel nozzle for heavier paints
- Twilight-chrome finish
- Kit Includes: Iwata Eclipse G5 Pistol-Grip Airbrush-Gun, 8oz. stainless-steel cup and lid
- Uses BT 050 spray gun hose



Iwata Eclipse G6 — ECL 9000


- Equipped with a long tapered needle that ensures a smooth transition between fine-to-wide background spray
- Utilizes a dual-purpose air cap and a fan adjustment valve that lets the airbrush spray a round or fan pattern
- The round pattern is useful for painting graphics, while the oval or fan shape creates a smooth background spray
- Uses a special fitting so airbrush bottles can be used instead of a gravity-feed cup (optional gravity-feed cups available), allowing for multiple color bottles to be interchanged quickly without having to clean a cup thoroughly – another unique feature for this model
- Uses BT 010 airbrush hose



iwata Eclipse

Eclipse Nozzle/Head Assembly

The drop-in hardened steel nozzles are self-centering for perfect alignment and quick, easy assembly. High-paint flow, coupled with ultimate control through the entire spray range, is Iwata's trademark with the Eclipse style of airbrushes. With the interchangeable 0.35-mm high-flow nozzle/needle combination, even finer detail and control can be achieved (excludes the Eclipse G-Series).



iwata Revolution

Quality, Performance and Value

Start off airbrushing with the industry leader — Iwata. Made for users at all levels, the Revolution Series features top-of-the-line airbrushes at a great value. With breakthrough technology and performance, these airbrushes outperform all others in their price range.

Iwata Revolution Airbrushes Feature:

- Internal mix airbrush
- Ergonomic handle design
- Fine detail to 1-1/2" spray pattern
- Larger nozzle and needle combination (0.5-mm) makes for easier spraying of thicker or heavier paints
- Smaller nozzle and needle combination (0.3-mm) on AR and BR makes for easier spraying of thinner paints
- Redesigned trigger mechanism and larger needle-chucking nut for easy assembly
- Replaceable internal Teflon™ needle packing for use with solvent-based paints
- Value-priced



Iwata Revolution CR — R 4500

- A gravity-feed airbrush designed for quick changes of custom mixed colors
- Versatile for moderate detail to background spraying
- Perfect for general-purpose art-and-craft projects, as well as model-railroad detailing, R/C car bodies, plastic kits and automotive painting



Iwata Revolution BCR R 2000 — Airbrush and bottle only R 2001 — Airbrush, bottle and hose

- A bottle-feed, dual-action airbrush for general-use spraying
- Siphon-feed model makes it easy to swap out bottles of specific colors quickly
- Useful for T-shirt painting, model-railroad landscapes, R/C car painting, airplane models and other general art, hobby and craft projects




Iwata Revolution HP-TR1 0.3-mm Nozzle — R 5000 Iwata Revolution HP-TR2 0.5-mm Nozzle — R 5500

- Unique pistol trigger that is comfortable and smooth
- Featuring the Pistol Grip Filter, your last defense against moisture and 1/2 oz. side-mount color cup
- Dual-action for full control over paint and spray
- Great for custom automotive painting since the design offers a similar feel and comfort typical of spray gun usage
- Can also be used with Iwata 1 oz. and 2 oz. side-mount bottle sets, which are available separately



Iwata Revolution SAR (Single-Action) — R 1000

- A breakthrough in single-action airbrush design
- Built with the same quality and performance as the dual-action airbrush
- Perfect for those seeking high performance in a single-action design



Iwata Revolution AR — R 1500

- A gravity-feed airbrush designed for quick changes of custom mixed colors
- The slotted cavity design makes for easy clean up and more efficient paint flow
- Ideal for nail and beauty applications



Iwata Revolution BR — R 2500

- A gravity-feed airbrush designed for quick changes of custom mixed colors
- The funnel design of the cup makes for easy clean up and more efficient paint flow
- Ideal for nail and beauty applications



iwata
Revolution

High-Performance Assembly

Even at Revolution's value price, you get the same Iwata quality and performance. Each nozzle is precisely made on the industry's most sophisticated machinery. They are hand-tested to ensure accurate control and fine atomization of the spray, and they are self-sealing, which eliminates the need for messy sealers. Unlike conventional brass nozzles, steel alloys are more durable and resist damage from harsh chemicals.







Kustom painting takes pole position with the Iwata Kustom Series that sports large cups and shines in atomizing solvent-based paints. Teflon® packing, large cups, pre-set handles and taller triggers distinguish these airbrushes as Kustom.



TH Spray Patterns

		<i>Unique, high-precision fan-pattern spray-head system</i>
Fan	Round	



Unique high-precision fan-pattern spray-head system

Iwata Kustom Hi-Line HP-TH — K 9200

The first airbrush to create a fan-patterned spray, the TH stands alone among its peers. Triggering your imagination for auto-body touch-up and Kustom painting, the Kustom TH delivers unprecedented control of a fan pattern with a minimum of overspray, giving it a unique advantage over mini touch-up guns. Great for small areas such as chip repair, fender welds, door jams and other hard-to-reach areas.

- 0.50-mm nozzle and needle combination
- MAC Valve (Micro Air Control)
- “Fan-Patterned” air cap (fan pattern requires compressor with at least 1.2 cfm)
- “Round-Patterned” air cap
- Teflon™ needle packings
- Large, 1/2 oz. (14 ml) removable gravity-feed fluid cup
- Spray-gun trigger design
- Includes Pistol-Grip Moisture Filter (F A450)

For more information visit iwata-medea.com



Kustom Custom Micron CM Airbrush — K 9000

The mac daddy of all airbrushes, the Kustom CM is framed around the Iwata Custom Micron airbrush. The Kustom CM airbrush provides extreme control of ultra fine-line spray, silky smooth atomization and ultimate paint-flow control with hand-tuned, hand-adjusted performance.

- 0.23-mm nozzle with custom “Matched Head System”
- Large, 1/2 oz. (14 ml) gravity fluid cup
- Taller trigger for extreme control of trigger action and paint flow
- MAC Valve for precise air pressure control
- Teflon™ needle packings
- Includes Pistol-Grip Moisture Filter (F A450)



Kustom Hi-Line CH Airbrush — K 9100

A preferred airbrush for users who need ultimate control of fine-line work and medium background spraying, the Kustom CH boasts a MAC Valve that supplies precise air control to the head of the airbrush for ultimate control.

- 0.30-mm nozzle
- Large, 1/2 oz. (14 ml) gravity fluid cup
- Taller trigger for extreme control of trigger action and paint flow
- MAC Valve for precise air-pressure control
- Teflon™ needle packings
- Includes Pistol-Grip Moisture Filter (F A450)



Kustom Revolution TR Airbrush — K 9400

Triggering the passion of spray-gun users, the TR airbrush proves easy to use. The long trigger provides commanding control of the airbrush spray.

- 0.30-mm nozzle
- Large, 3/4 oz. (21 ml) removable gravity-feed fluid cup
- Spray-gun trigger design
- Teflon™ needle packings
- Includes Pistol-Grip Moisture Filter (F A450)



Kustom Eclipse CS Airbrush — K 9300

The workhorse of the Kustom line, the CS features a large general-purpose nozzle/needle combination. Still maintaining fine-line control, the CS creates wide background sprays with fine atomization and control. Designed to spray metallic, pearlescent and base-coat paints.

- 0.35-mm nozzle
- Large, 1/2 oz. (14 ml) gravity fluid cup
- Taller trigger for extreme control of trigger action and paint flow
- Teflon™ needle packings
- Includes Pistol-Grip Moisture Filter (F A450)

For more information visit iwata-medea.com



Pistol-Grip Filter INCLUDED

Attaching directly onto the airbrush, the Pistol-Grip Filter is the final defense to deliver clean, dry air to your airbrush. Miniature in size, the super-fine, 5-micron filter element performs like a full-size filter separator.

The clear filter bowl allows a visual inspection of built-up moisture and is evacuated through a spring-loaded release valve – without taking the filter off the airbrush.

Comfortable in the hand, the Pistol-Grip Filter acts as a handle on the airbrush to relieve muscle tension.



iwata SPRAY GUNS

From Moderate to Mammoth Projects

Whether you're a fine artist, production artist or a body-shop painter, Iwata has a spray gun for your every need. Anest Iwata, the world leader in industrial spray-gun technology, offers a complete selection of conventional and HVLP models. These guns are ideally suited for spraying gesso, varnishing paintings, murals, backgrounds, custom automotive painting, rendering signs or whatever broad surfaces need to be covered. Spray high-viscosity paints – including metallics – with ease.



Anest Iwata RG-3 Spray Gun

- RG-3 miniature, gravity/side-feed spray gun is the updated version of the popular RG-2 gun
- With the spray pattern the same as the RG-2, the major difference is the integrated cartridge-style "air-valve" set
- The air-valve set can be removed like a cartridge, serviced outside the gun and easily placed back into the gun body, making it more reliable and easier to maintain
- Produces remarkable atomization with precise control of the spray pattern
- Its 4 oz. (110 ml) stainless-steel gravity cup is side-mounted and rotates, allowing for spraying horizontally, vertically or underneath surfaces
- Unlike siphon-feed guns, this gravity-feed cup will work with small amounts of paint without spitting
- Ideal for touch-up or custom automotive and motorcycle painting, illustration background spraying, large studio work and murals
- Spray pattern is from 1/8" to 2-1/2" (0.3 cm to 6.3 cm)



Anest Iwata LPH-50 Spray Gun

- Miniature, gravity/side-feed spray gun is a full-featured HVLP gun with spray characteristics similar to Iwata's popular RG-3 gun
- Using only 1.8 cfm at 13 psi, this low-air-consumption gun provides high atomization with precise control of the spray pattern and a minimum of overspray
- Features adjustable spray pattern from round to full-fan shape
- A stainless-steel nozzle, paint passage and heat-tempered needle ensure long-lasting, peak-performance spraying
- Uses the reliable and easy-to-service cartridge-style "air-valve" set, which can be serviced outside the gun and easily placed back into the gun body
- Its 4 oz. (110 ml) stainless-steel gravity cup is side-mounted and rotates, allowing for spraying horizontally, vertically or underneath surfaces
- Unlike siphon-feed guns, this gravity-feed cup will work with small amounts of paint without spitting
- Ideal for touch-up or custom automotive and motorcycle painting, illustration background spraying, large studio work and murals
- Spray pattern is from 1/8" to 2-1/2" (0.3 cm to 6.3 cm)



LPH-80 Spray Gun

- Miniature, center-post gravity-feed spray gun is a full-featured HVLP gun with spray characteristics similar to Iwata's LPH-50 with its optional spray pattern ranging from 1.6 inch round pattern to a full 5.5 inch fan pattern (requires 1.2 nozzle conversion for 5.5 inch fan pattern)
- Using only 1.8 cfm at 13 psi, this low-air-consumption gun provides high atomization with precise control of the spray pattern and a minimum of overspray
- Features adjustable spray pattern from round to full-fan shape
- A stainless-steel nozzle, paint passage and heat-tempered needle ensure long-lasting, peak-performance spraying
- Uses the reliable and easy-to-service cartridge-style "air-valve" set, which can be serviced outside the gun and easily placed back into the gun body
- Unlike siphon-feed guns, this gravity-feed, center mount cup will work with small amounts of paint without spitting
- Ideal for touch-up or custom automotive and motorcycle painting, illustration background spraying, large studio work and murals
- Spray pattern is from 1/8" to 2-1/2" (0.3 cm to 6.4 cm) - up to 5.5 inch (14 cm) with optional conversion

For more information visit iwata-medea.com



Anest Iwata Super Nova LS-400 Spray Gun

- Designed by Pininfarina, the slim ergonomic grip helps distribute weight and balance through the wrist, reducing the risk of repetitive strains
- Responsive trigger action gives the painter stable air-flow control during application — accurate air pressure can be set with either the air stroke or the fluid stroke
- Designed for applying any type of material, solvent-borne or waterborne
- Delivers a consistent droplet size when atomizing
- Larger thread pattern of the air cap facilitate quick removal and refitting after cleaning
- Cup angle design guarantees perfect balance regardless of chosen cup size


Anest Iwata Century Series Spray Guns:

- Stainless-steel paint passages
- Teflon™ needle and air-valve packing cartridges for easy maintenance and adjustment
- LPH-101 and -400 use a Twilight Chrome body for easy paint cleaning and maintenance
- Compact body design for lightweight, easy-to-handle characteristics
- LPH Spray Guns (HVLP technology) feature breakthrough technology for high-atomization spray



Anest Iwata Century Series W-101 / LPH-101 Side-Mounted, Gravity-Feed Spray Gun

- Capable of handling viscous materials while still producing a smooth, finely atomized spray
- Since its gravity-feed cup rotates, it allows for more flexibility in spraying horizontally, vertically or underneath spray applications
- Great for automotive clear-coating and touch-up, large studio work, gesso coatings and murals
- W-101 spray pattern up to 4" (10 cm)
- LPH-101 spray pattern up to 8" (20 cm)



Anest Iwata Century Series W-400 / LPH-400 Centerpost Gravity-Feed Spray Gun

- The backbone of the Century Series spray gun line
- Gravity-feed design provides for easy clean up, ultimate reliability and superior atomization
- Gravity-feed cups also ensure 100% material usage and can function with only a thimble full of paint
- Originally used for automotive refinishing applications, the 400 series has since become a favorite with muralists and fine artists
- Especially suited for clear-coating and base-coating
- Spray patterns up to 12" (30 cm)

For more information visit iwata-medea.com



What's an Anest Iwata HVLP Spray Gun?

HVLP is a designation for a HIGH volume, LOW pressure spray gun. An HVLP spray gun must have less than 10 psig at the nozzle cap. This means very little overspray will be produced, saving on paint cost and environmental hazards. Anest Iwata's innovative HVLP technology results in a silky-smooth, highly atomized finish.

Anest Iwata HVLP spray guns require a 2.5 HP compressor or larger to operate at their peak performance.

iwata *studio series*

COMPRESSORS

Sought After Features at an Affordable Price

Available for the beginning or casual airbrush user, Iwata Studio Series Compressors utilize the latest technology to fulfill your every airbrushing need. Powerful, compact and remarkably quiet, these reliable compressors, with oil-less piston motors, are low maintenance and affordably priced, meaning artists can now spray a variety of different mediums without compromise.

Iwata Studio Series products are built with Iwata best-quality assurances and specifically engineered for use by creative people. It has never been easier to start with Iwata since all Studio Series Compressors are sold complete with airhoses and an adapter to fit any airbrush.

Ninja Jet Item #IS-35

Compact Reliability: The Ninja Jet compressor proves ideal for the occasional and professional artist doing low PSI airbrush applications. It's compact and reliable.

Features

- Zero-maintenance, oil-less piston air compressor
- Working pressure from 1 PSI to 18 PSI
- Adjustable pressure regulator
- Coiled airhose fits Iwata airbrushes
- On/off switch
- Size: 6.5 x 6.25 x 3.25 in. (16.5 x 15.9 x 8.3 cm)

Technical Specifications

Hp: 1/12 Hp
CFM: 0.25-.40 CFM@open flow
Voltage: 110V/60hz
PSI: 1-18 PSI max. pressure
Shipping Weight: 5.9 Pounds



Silver Jet Item #IS-50

Compact Reliability: The Silver Jet compressor proves ideal for the occasional and professional artist doing low PSI airbrush applications. It's compact, reliable and quiet.

Features

- Zero-maintenance, oil-less piston air compressor
- Working pressure from 1 PSI to 18 PSI
- Includes the Iwata Pistol-Grip Filter
- Special cord wrap for easy storage
- Air-pressure gauge on unit
- Coiled airhose fits Iwata airbrushes
- On/off switch
- Size: 6 x 6 x 6 in. (15.4 x 15.4 x 15.4 cm)

Technical Specifications

Hp: 1/10 Hp
CFM: 0.33 CFM@open flow
Voltage: 110V/60hz
PSI: 1-18 PSI max. pressure
Shipping Weight: 6.3 Pounds

iwata *studio series*
Silver Jet



Sprint Jet Item #IS-800

Instantly Powerful: The Sprint Jet compressor proves ideal for the occasional and professional artist doing general airbrush applications. It's powerful, compact, reliable and quiet.

Features

- Zero-maintenance, oil-less piston air compressor
- Moisture filter also prevents pulsation
- Mounted air-pressure gauge
- Bleed valve airflow adjustment to lower air pressure
- Working pressure from 1 psi to 35 psi
- High-strength polyurethane hose fits Iwata airbrushes
- On/off switch
- Size: 10 x 7 x 6 in. (25 x 18 x 16 cm)
- Sprint Jet Power

Technical Specifications

Hp: 1/8 Hp
CFM: 0.64 CFM@open flow
Voltage: 110V/60hz
PSI: 1-35 PSI max. pressure
Shipping Weight: 8 Pounds



Smart Jet Item #IS-850


Intelligent Power: Featuring Iwata's Smart Technology, the Smart Jet compressor is perfect for the occasional and professional artist doing general airbrush applications. It's powerful, compact, reliable and quiet.

Features

- Zero-maintenance, oil-less piston air compressor
- Extra hose for enhanced moisture separation
- Moisture filter also prevents pulsation
- Mounted air pressure gauge
- Bleed valve airflow adjustment to lower air pressure
- High-strength polyurethane hose fits Iwata airbrushes
- On/off switch
- Built-in airbrush holder
- Size: 10 x 7 x 6 in. (25 x 18 x 16 cm)
- Smart Jet Technology

Technical Specifications

Hp: 1/8 Hp
CFM: 0.64 CFM@open flow
Voltage: 110V/60hz
PSI: 1-35 PSI max. pressure
Shipping Weight: 8 Pounds



Smart Jet Pro Item #IS-875

Intelligent Power: Featuring Iwata's Smart Technology, the Smart Jet Pro compressor is perfect for the occasional and professional artist doing general airbrush applications. It's powerful, compact, reliable and quiet.

Features

- Zero-maintenance, oil-less piston air compressor
- Case-mounted air regulator / moisture-filter
- Air regulator for precise air-pressure adjustment
- Strong protective outer case
- High-strength polyurethane hose fits Iwata airbrushes
- On/off switch
- Built-in airbrush holder
- Size: 10 x 7 x 6 in. (25 x 18 x 16 cm)
- Smart Jet Technology

Technical Specifications

Hp: 1/8 Hp
CFM: 0.64 CFM@open flow
Voltage: 110V/60hz
PSI: 1-35 PSI max. pressure
Shipping Weight: 14 Pounds



iwata *studio series*
COMPRESSORS



Smart Jet Technology

- Compressor shuts itself off automatically when not in use
- Less heat-related moisture build-up
- Produces full-capacity air on demand
- Reduces running time
- Less motor wear means longer compressor life
- Inherently quieter in any environment



Sprint Jet Power

- Zero-maintenance, oil-less piston compressor
- Powerful 1/8-hp motor



2x Sprint Jet Power

- Zero-maintenance, oil-less DUAL piston compressor
- Powerful 1/6-hp motor



2x Power Jet Speed

- Runs at twice the RPMs of the Power Jet

Power Jet Lite Item #IS-925

Remarkable Power: The Power Jet Lite compressor delivers twice the Sprint Power in a compact and portable design. Built with Iwata's Smart Technology, it automatically shuts off the compressor when not in use. Economically priced, the Power Jet Lite doesn't have a tank reservoir, yet delivers all the power necessary for use with the high paint-flow Iwata Eclipse and Eclipse G6 Pistol Grip airbrush.

Features

- Zero-maintenance, oil-less DUAL piston air compressor
- Case-mounted air regulator / moisture-filter
- Air regulator for precise air-pressure adjustment
- Strong protective outer case
- High-strength polyurethane hose fits Iwata airbrushes
- On/off switch
- Built-in airbrush holder
- Size: 10.5 x 12 x 6 in. (26.5 x 31 x 15.5 cm)
- Smart Jet Technology and 2X Sprint Jet Power

Technical Specifications

Hp: 1/6 Hp
CFM: 1.2 CFM@open flow
Voltage: 110V/60hz
PSI: 1-60 PSI max. pressure
Shipping Weight: 17.5 Pounds



Power Jet Item #IS-900

Remarkable Power: The Power Jet compressor delivers twice the Sprint Power and Smart Technology. Engineered with a large capacity air storage tank, it's an excellent compressor for the occasional or professional airbrush user doing general or extended airbrush applications at low or higher air pressures. The Power Jet has all the features of a high-end professional compressor, yet is surprisingly affordable.

Features

- Zero-maintenance, oil-less DUAL piston air compressor
- 3.5 liter air storage tank, for spraying at higher pressures and maximum moisture separation
- Zero pulsation at all air pressures
- Case-mounted air regulator / moisture-filter
- Air regulator for precise air-pressure adjustment
- Strong protective outer case
- High-strength braided nylon covered hose fits all Iwata airbrushes
- On/off switch
- Size: 16 x 13 x 7 in. (41 x 33 x 18 cm)
- Smart Jet Technology and 2X Sprint Jet Power

Technical Specifications

Hp: 1/6 Hp
Tank Size: 3.5-liter (0.9 Gallons)
CFM: 1.2 CFM@open flow
Voltage: 110V/60hz
PSI: 1-60 PSI max. pressure
Shipping Weight: 28 Pounds



Power Jet Pro Item #IS-975

Remarkable Power: Featuring the same powerful twin-pump as the Power Jet, the Power Jet Pro compressor is equipped with dual-air pressure regulators for precise adjustment of airflow to two individual workstations. Built with Iwata's Smart Technology and a 2 liter tank reservoir, the Power Jet Pro is compact in size but delivers all the power necessary for use with the high paint-flow Iwata Eclipse airbrush and Eclipse G6 pistol-grip airbrush-gun. Reasonably priced, the Power Jet Pro compressor is the most versatile and feature rich compressor in the Iwata Studio Series line.

Features

- Zero-maintenance, oil-less DUAL piston air compressor
- 2-liter air storage tank, for spraying at higher air pressures and maximum moisture separation
- Zero pulsation at all air pressures
- DUAL Adjustable pressure regulators / moisture-filter
- DUAL Quick disconnect ports
- DUAL Built-in airbrush holders
- Strong protective outer case
- Size: 13 x 9 x 7 in. (33 x 23 x 18 cm)
- Smart Jet Technology and 2X Sprint Jet Power

Technical Specifications

Hp: 1/6 Hp
CFM: 1.2 CFM@open flow
Voltage: 110V/60hz
PSI: 1-60 PSI max. pressure
Shipping Weight: 26.5 Pounds



Maxx Jet Item #IS-1000

Maximum Speed: The Maxx Jet compressor delivers twice the RPMs of the Power Jet in a portable design. Now you can power Iwata's Eclipse G3, G5 and G6 (plus light use with the RG-3) and take your art on the road.

Features

- Zero-maintenance, oil-less two pole motor air compressor
- Case-mounted air regulator / moisture-filter
- Dual manifold air regulator with airbrush and spray gun holders
- 2.5 liter air storage tank and internal cooling fan
- Strong, protective travel case with wheels and retractable handle
- Gear storage galore
- Two braided airhoses for an airbrush and a spray gun
- On/off switch
- Size: 23 x 13 x 14 in. (58.4 x 33 x 35.6 cm)
- 2X Power Jet Speed - Twice the RPMs of the Power Jet

Technical Specifications

Hp: 1/6 Hp
CFM: 1.31 CFM@open flow
Voltage: 110V/60hz
PSI: 1-60 PSI max. pressure
Shipping Weight: 40 Pounds
Unpacked Weight: 33 Pounds

iwata studio series

MAXXJET



Detachable Top
With Handle Opens a
Tray For Your Accessories



Convenient Airbrush, Spray Gun
and Regulator Holders



One Front
Removable Drawer



Retractable Handle
for Portability

Secure Latch for
Top Access

Secure Latch for
Motor Access



Air Intake Filter



1/6Hp Oil-less,
Two Pole Motor

Front Legs
for Stability



Air Regulator Output
with On/Off Switch and
Detachable Power Cord (10ft)

Wheels for
Portability



Tank Pressure Gauge and
Internal Cooling Fan

*Spray gun, airbrush and accessories not included.

For more information visit iwata-medea.com

For more information visit iwata-medea.com

iwata MEDEA

Airbrush Accessories

All the extras you need to make your creative work look exceptional



AIR-PORT™

AIRBRUSH WORK STATION
BY KARAJEN CORP. Patent Pending

The AIR-PORT™ AIRBRUSH WORK STATION provides a simple and convenient way to keep you organized. Easily mount your AIR-PORT™ with its sturdy mounting magnets anywhere you work or bolt it to a desired location for permanent mounting. Made of solid 18-gauge steel construction with a powder-coated finish, the AIR-PORT™ holds three airbrushes and all your airbrushing supplies, so you can keep focused on your work.

Size: 9 x 5 x 2.5 in
Weight: 4 Pounds

PN: KJ 200

AIR-PORT HANGER™

Patent Pending

BY KARAJEN CORP.

The AIR-PORT HANGER™ will hang most styles of airbrushes. Its adjustable hanging positions accommodate for the most varying types of airbrush shapes and feed types. The AIR-PORT HANGER™ is constructed of solid 18-gauge steel for long-lasting durability. It will attach securely to most metal surfaces by its powerful mounting magnet, or it can be bolted permanently to any work area.

PN: KJ 100



**ADJUSTABLE SLIDING ARMS
ACCOMMODATE VARIOUS AIRBRUSH STYLES**



**THESE KARAJEN PRODUCTS ARE AVAILABLE EXCLUSIVELY THROUGH IWATA-MEDEA.
AIRBRUSH AND ACCESSORIES NOT INCLUDED.**

For more information visit iwata-medea.com

Pistol-Grip Filter

Attaching directly onto the airbrush, the Iwata-Medea Pistol-Grip Filter is the final defense to deliver clean, dry air to your airbrush. Miniature in size, the super-fine, 5-micron filter element performs like a full-size filter separator.

The clear filter bowl allows a visual inspection of built-up moisture and is evacuated through a spring-loaded release valve – without taking the filter off the airbrush.

Comfortable in the hand, the Pistol-Grip Filter acts as a handle on the airbrush to relieve muscle tension.

PN: F A450



External MAC Valve

Infinite control of airflow at the airbrush

- Spray a coarse stippling effect to full atomization with a quick turn
- For fine line or detail work, adjust to create optimum airflow for maximum control of paint output
- Fully open the External MAC Valve and quickly clean the airbrush during color changes or for wide background spraying

Fits all Iwata airbrushes

PN: K 250



Custom Grip Handle

Ergonomic, textured, non-slip grip for better airbrush control

Fits These Iwata Airbrushes:

- Kustom TH
- Kustom TR
- Revolution TR1
- Revolution TR2

PN: K 200



For more information visit iwata-medea.com



iwata
MEDEA
Airbrush Accessories

iwata



The Triple-Action Handle Fits These Iwata Airbrushes:

- Hi-Line Series
- HP-C and HP-BC
- HP-C Plus and HP-BC Plus
- Eclipse CS, BCS and BS
- Revolution BCR and CR
- Kustom CH and CS

One (1) Set with Five (5) Colored Handles
PN: K 155

One (1) Set with One (1) Silver Handle
PN: K 150



Quick Needle Release



Quick Flush



Pre-Set Handle



Needle Cap Holder



BIG MOUTH
AIRBRUSH BOTTLES

- Offset connector allows larger diameter bottles to affix easily to your airbrush
- Raised air intake creates a splash-proof opening
- Durable, one-piece, easy-to-clean cap and a leak-proof seal



Adapter Caps Available Separately: A 490 20 — 20mm Adapter Cap • A 490 24 — 24mm Adapter Cap • A 490 38 — 38mm Adapter Cap
All Iwata Big Mouth Airbrush Bottle Caps will fit most popular brands of paint.

For more information visit iwata-medea.com



High Strength Translucent Jar and Cylinder Bottle Sets

- Most complete bottle assortment available anywhere
- Sets are designed for all types of mediums — both solvent- and water-based paints
- Cylinder bottles are ideal for designing compact multiple-gun systems since they will fit closer together than the jar-shaped bottles

Available with No-Rust or Fast-Blast Caps



Crystal Clear Jars and Cylinder Bottle Sets

- Designed for water-based paint, these bottles reveal the actual color in the bottle

Available with No-Rust or Fast-Blast Caps

Side-Feed Bottles, Siphon- and Gravity-Feed Cups

- Add versatility to any side-feed Iwata airbrush with these bottles and cups
- Fits models HP-SB Plus, CM-SB, Eclipse-SBS

Cobra Coil Airhoses

- Unique in its design because it recoils out of the way when not in use
- Made of strong polyurethane for use with all Iwata airbrushes and most other airbrush brands
- Available in 6' and 10' lengths



Straight Shot Airhoses

- Made of polyurethane, which is 1/3 the weight of the braided airhose
- Available in 6' and 10' lengths
- For use with all Iwata airbrushes and most other airbrush brands



Nylon-Covered Braided Airhoses

- 10' long
- Available for all Iwata airbrushes and RG-3 and W-101 spray guns



Airbrush Holders

- Made of high-impact-resistant plastic and nickel-plated brass
- Securely holds two of any make or model airbrush
- Attach to tabletop, easel, workstation and virtually anywhere
- Bracket can accommodate most air filters and regulators as well



No-Rust Caps

- No-rust plastic caps are solvent-proof
- No gasket means no deterioration and less parts for fewer hassles
- Available in sizes 20-mm, 24-mm and 38-mm



Fast-Blast

- Straight, one-piece paint-passage tube ensures easy cleaning and is leak-proof
- All plastic construction means no rust and that it's solvent-proof
- No gasket guarantees against deterioration
- Friction-fit joint securely holds bottle to airbrush



Medea Super Lube

- Natural and non-toxic
- Can be used on all moving parts of an airbrush
- Use on the main lever, needle packing and valve-piston packing to keep them moving smoothly
- Apply in the needle cap and along the needle to enhance paint flow and prevent tip drying
- A must for any airbrush user



Iwata Table-Top Cleaning Station

- No overspray while cleaning your airbrush
- Easy-to-clean container
- Convenient and portable
- Easy-to-change filter

For more information visit iwata-medea.com


Instructional books and how-to videos that teach you the expert strategies and secret tips to make your creative works look exceptional.

Custom AUTOMOTIVE & MOTORCYCLE Airbrushing



by
Pamela Shanteau

PN: VT 050



- Foreword by Craig Fraser
- 160 pages - includes glossy photos and examples of work
- A must-have for anyone interested in custom painting
- Hardbound cover

Get inspired to paint like a pro with the definitive guide to custom auto painting.

Whether you're just starting or you've been painting like a pro for years, there's something to be learned on every page of this detailed, step-by-step book that was written by an artist who has survived and thrived in the business for over 30 years.

Full-color professional photographs of the essential tools of the trade along with inspiring masterworks, glossary and troubleshooting guide are included. The assorted tips and words of wisdom sprinkled throughout provide the pointers to not only boost your reputation, but to also save you time and money at every step.


You'll discover how to paint an intricate coyote skull on a muscular motorcycle, a tricky Ace of Spades Skeleton and a Tiger Bike that comes alive on the pavement. The book concludes by brilliantly showing how the artist created her impressive Draco Dragon from start to finish in all 154 steps so you won't be left guessing how anything was done.



Available where Iwata, Medea and Artool products are sold!

The ULTIMATE AIRBRUSH HANDBOOK

by Pamela Shanteau



The Ultimate Airbrush Handbook covers every imaginable airbrush application and presents basic information on equipment and mediums, airbrush operation, essential exercises, studio setup and how to develop original source material — all in an easy-to-understand style and format accessible even to beginners. Also featured are special demonstrations by such airbrush luminaries as A.D. Cook, Sheri Hoeger, Kirk "The Dashing Duffer" Lybecker, Andrea Mistretta, Mark Rush and Richard Sturdevant. Experienced airbrushers who have — or who want to start — their own businesses will appreciate the wealth of tips, tricks and techniques that are revealed throughout.

PN: VT 040

For more information visit iwata-medea.com

Multiple-Valve Assemblies

- Two and 3-way valve assemblies are ideal for splitting air from a single air source into multiple gun setups
- Valves are leak-proof
- Can be purchased separately for custom set-ups



1/4" Threaded Fittings

- Male and female threaded fittings are used for connecting airhoses, regulators and multiple valve assemblies to air source



1/4" Threaded Quick Disconnect

- Quick Disconnect fittings and adaptors are used for convenient disconnecting of airhoses from air source



Teflon™ Tape

- For sealing threads on all threaded fittings



Airhose Adaptors

- Versatile airhose adaptors allow conversion of most other manufacturers' airbrush hoses to be used with Iwata airbrushes



Quick Disconnect Adaptors

- Screw onto each Iwata airbrush and are used in conjunction with the quick disconnect set on the airhose
- Allows for the convenient use of multiple Iwata airbrushes with one airhose



Quick Disconnect Sets

- Allow versatile use of multiple airbrushes with one air source and hose
- Completely shuts off airflow when disconnected
- Screws onto all Iwata airhoses and airbrushes
- With its quick-release action, changing airbrushes is fast and easy
- Rated for air pressures up to 120 psi



Pre-Set Adjustable Handles

- Great for adjusting to the perfect working spray width
- Limit the amount of needle travel, allowing for greater control of the airbrush
- Ideal for students getting started or for professionals where the finest control of spray is needed
- Adjustment screw is finely threaded, allowing for precise fine tuned control
- Handles available for all Iwata airbrushes, except the Revolution SAR



Crown Caps

- Can replace the needle cap on most Iwata airbrushes
- Decreases paint build-up on the needle and in the nozzle cap, eliminating spitting
- Shorter length allows for finer detail work while still protecting the needle



Moisture Filters and Regulators

- Essential for optimizing the performance of both the compressor and the airbrush
- Attach either directly to the air source or can be placed inline between two airhoses
- A high-quality 5-micron filter is used to remove any potential moisture particles
- Comes with Teflon™ Tape and male/female or male/male adaptors



Air•Blast Canned Air

- Ozone-safe, ultra-pure and non-toxic
- Nonflammable and odor-free
- Use the Air•Blast Valve to connect the can of Air•Blast to your airhose and airbrush.



Medea Airbrush Cleaner

- A mild, general-purpose cleaner, great for cleaning any airbrush or any artist tools where acrylics, watercolors, gouache, inks or dyes are used
- Works well on all models of airbrushes, synthetic and natural-haired paint brushes, and is excellent for use in the ultrasonic cleaning of technical pens
- Environmentally safe and ready to use
- Available in 4 oz., 8 oz., 16 oz. and 32 oz. sizes



For more information visit iwata-medea.com

Basic Airbrush Techniques

A Complete Course

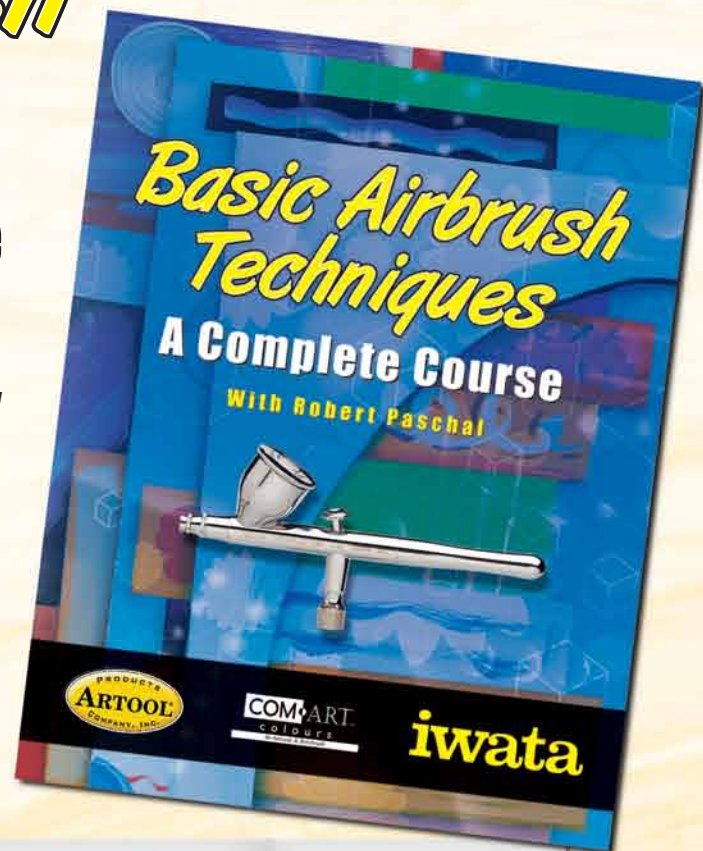
With Robert Paschal

Learn from Robert Paschal the fundamentals of airbrushing in a foolproof, easy and straightforward method.

Robert covers these concepts and more:

- Introduction to different types of airbrushes and air sources
- How to clean your airbrush quickly and easily
- Exercises to gain airbrush control
- How to use FrisketFilm
- Creating 3 dimensions with shading

PN: VT 070



Basic Airbrush Techniques

Exercise Kit

All together in one kit are the necessary materials needed to complete the exercises in Robert Paschal's new book, *Basic Airbrush Techniques* (sold separately).

Included in the Exercise Kit:

- Com-Art Airbrush Paints, 1 oz. Black and Red
- 1 oz. Bottle of Medea Airbrush Cleaner
- 8 Sheets of Artool FrisketFilm
- Iwata Art Knife – For Cutting FrisketFilm
- 5 Double-Sided Pre-Printed Exercise Sheets

PN: VT 075

For more information visit iwata-medea.com



Helmet Cheap Tricks & Special Effects with Craig Fraser

Approx Run Time: 58 min - VHS ONLY PN: VT 400

"Kar-kustom" sensation Craig Fraser takes you step-by-step through the painting of two hot-selling helmet designs using freehand, masking and loose-shield techniques.

Automotive Airbrush Cheap Tricks & Effects with Craig Fraser

Approx Run Time: 115 min - VHS ONLY PN: VT 600

Automotive master Craig Fraser teaches all the top pro tricks to help you get your project done quicker, easier and more efficiently.

More Automotive Cheap Tricks & Special Effects with Craig Fraser

Approx Run Time: 83 min - VHS ONLY PN: VT 500

The hot sequel to Craig Fraser's original Automotive Cheap Tricks & Special Effects, this is the companion video to his hugely successful book of the same title. Craig demonstrates four top-selling designs in a clearly presented step-by-step format.

Mastering Skull Master with Craig Fraser

Approx Run Time: 57 min - VHS ONLY PN: VT 700

Craig Fraser shares his top pro tricks using his Artool SkullMaster Freehand Template Series. This video instruction reveals how to unlock Skull Master's full range for rendering professional and complex-looking designs.

Airbrush Concepts DVD by Craig Fraser

Approx Run Time: 30 min - DVD ONLY PN: VT 1000

Get started with a basic understanding of airbrushes, compressors and related accessories and learn the basics of airbrush operation and maintenance. This DVD will get you ready for doing custom paint work.

Radical Helmet Graphix DVD by Craig Fraser

Approx Run Time: 90 min - DVD ONLY PN: VT 1100

Craig Fraser demonstrates his trick graphics used in Kustom helmet painting. From masking techniques to stencils and freehand airbrushing, Craig incorporates these all into a seamless design. A must for all kustom beginning or advanced painters.

Introduction to Airbrushing "Flames" with Pamela Shanteau

Approx Run Time: 120 min - PN: VT 010 VHS // VT 010 DVD

Learn how to make flames step-by-step from master airbrusher, Pamela Shanteau. Pamela shows you the equipment you need and how to use it. Correct uses of tape and masking are explained in detail.

Automotive Mural and Masking Techniques with Pamela Shanteau


Approx Run Time: 106 min - PN: VT 020 VHS // VT 020 DVD

This video explains Pamela Shanteau's masking methods, paint surface preparation and materials for painting on automobiles, along with freehand techniques for professional looking results.

Motorcycle Gas Tank Airbrushing with Pamela Shanteau

Approx Run Time: 120 min - PN: VT 030 VHS // VT 030 DVD

Pamela Shanteau covers step-by-step, all aspects needed to design and paint motorcycle gas tanks. The artist reveals the contents of her "toolbox" as she paints an image of a Native American on a motorcycle gas tank.



Airbrush From Scratch with Raphael Schnepf DVD

Approx Run Time: 60 min - DVD ONLY PN: VT 1500

This is a must-see video for beginning airbrush enthusiasts. Airbrush instructor Raphael Schnepf teaches beginners the art of airbrushing using proven methods and techniques, instructing the viewer how to avoid common problems and mistakes.

Airbrush Glass Painting with Raphael Schnepf

Approx Run Time: 63 min - PN: VT 800 VHS // VT 800 DVD

Raphael Schnepf presents step-by-step instructions to guide you through airbrush painting sand carved glass. Learn the ins and outs of design transfer, masking, sand carving, airbrush painting and backing techniques.

Other titles available:

Basic Airbrush Techniques with Dave Malone — VHS ONLY PN: VT 100

Intermediate Airbrush Techniques with Dave Malone — VHS ONLY PN: VT 200

For more information visit iwata-medea.com

Iwata Airbrush Kits

iwata *Intro* AIRBRUSH SET

Item #IW 100

Kit Includes:

- Iwata Studio Series Sprint Jet Compressor
- Iwata Eclipse BS Airbrush
- Airbrush From Scratch DVD
- Pistol-Grip Filter
- Artool Freehand Template (FH-1)
- 10 bottles of Medea Com-Art Colors
- 8 oz. bottle of Medea Airbrush Cleaner



iwata *Master* Hobby Set

Iwata Detail Modeler's Kit

Item #R 4600

Kit Includes:

- Iwata Revolution CR airbrush
- 14 oz. can of Air•Blast
- 6 ft. airhose
- Air regulator
- 4 oz. Medea Airbrush Cleaner
- Durable Carrying Case

iwata *Deluxe* AIRBRUSH SET

Item #IW 200

Kit Includes:

- Iwata Studio Series Smart Jet Compressor
- Iwata Eclipse CS Airbrush
- Airbrush From Scratch DVD
- The Freehand Airbrush Template Instruction Video on DVD
- Artool Freehand Template (FH-2 SP)
- Pistol-Grip Filter
- 10 bottles of Medea Com-Art Colors
- 8 oz. bottle of Medea Airbrush Cleaner



iwata *Master* Hobby Set

Iwata All-Purpose Modeler's Kit

Item #R 2100

Kit Includes:

- Iwata Revolution BCR airbrush with 2 oz. cylinder
- 14 oz. can of Air•Blast
- 6 ft. airhose
- Air regulator
- 4 oz. Medea Airbrush Cleaner
- Durable Carrying Case



iwata *Watercolor* AIRBRUSH SET

Item #IW 300

Kit Includes:

- Iwata Studio Series Smart Jet Compressor
- Iwata HP-C Plus Airbrush
- 8 oz. bottle of Medea Airbrush Cleaner
- Watercolor Sampler Set
- Watercolor brushes
- Ampersand clayboard
- Watercolor paper
- 6 well mixing palette



iwata *Master* Hobby Set

Iwata Starter Modeler's Kit

Item #R 1100

Kit Includes:

- Iwata Revolution SAR airbrush with 2 oz. cylinder
- 14 oz. can of Air•Blast
- 6 ft. airhose
- Air regulator
- 4 oz. Medea Airbrush Cleaner
- Durable Carrying Case



iwata
Airbrush Kits

Only from Iwata, these Airbrush Kits will have you learning on the best equipment in the industry.

Each kit includes an assortment of materials that will have you airbrushing fast and producing impressive results.

- Standard
- Optional

Descriptions	Spray Guns									
	RG-3	LPH-50	LPH-80	W-101	LPH-101	Super Nova base coat	Super Nova clear coat	W-400	LPH-400	
Item Number	H 9100	LPH-50	LPH-80	H 9901	LPH-101	H 9200	H 9250	H 9940	LPH-400	
Nozzle Size	0.6	0.6	0.6	1.0	1.4	1.3	1.4	1.4	1.4	
Screw-In Nozzle	●	●	●	●	●	●	●	●	●	
0.4-mm or 1.0-mm Nozzle/Air Cap/Needle Conversion	○	○	○							
Air Cap Conversion									○	
1.3-mm, 1.5-mm or 1.8-mm Nozzle Conversion				○					○	
1.0-mm, 1.2-mm, 1.3-mm, 1.5-mm 1.8-mm or 2.0-mm Nozzle Conversion					○					
1.2-mm, 1.3-mm, 1.6-mm or 1.8-mm Nozzle Conversion								○	○	
Plastic Cup 2 oz. (70 ml)			○							
Stainless-Steel Cup 4 oz. (130 ml)	●	●		○	○					
Stainless-Steel Cup 7 oz. (200 ml)	○	○		○	○					
Aluminum Cup 5 oz. (150 ml)			●							
Aluminum Cup 8 oz. (250 ml)	○	○		●	●					
Gravity-Feed Cup 21 oz. (600 ml)						●	●	●	●	
Fixed Double-Action	●	●	●	●	●	●	●	●	●	
1/8 in. to 2-1/2 in. (3-mm to 63-mm) Round or Oval	●	●								
up to 4 in. (100-mm)			●	●						
up to 8 in. (200-mm)					●					
up to 12 in. (300-mm)						●	●	●	●	
Round Pattern	○									
Fan Pattern	●	●	●	●	●	●	●	●	●	
Stainless-Steel Paint Passage		●	●	●	●	●	●	●	●	
Replaceable Teflon™ Needle Packing			●	●	●	●	●	●	●	
Pre-Set Needle Adjustment	●	●	●	●	●	●	●	●	●	
Air Pressure Adjustment		●	●	●	●	●	●	●	●	
Fan Pattern Adjustment		●	●	●	●	●	●	●	●	
Cartridge-Style Air Valve Set	●	●	●	●	●	●	●	●	●	
Round Pattern Air Cap	○									
Fan Pattern Air Cap	●	●	●	●	●	●	●	●	●	

Iwata Medea Speed Shop

Kustom Lifestyle. Love it. Live it. Wear it.

The online store where you'll find our branded gear that the airbrush pros wear. Our growing line of products include shop shirts, bowling shirts, Hawaiian shirts, long-sleeve T-shirts and genuine Iwata-Medea/Artool staff shirts. Our killer swag is designed by famous artists like Craig Fraser, Steve Vandemon, Dennis Mathewson and many more to come.



Fraser-Vandemon Bowling Shirt

back view



Fraser-Vandemon Shop Shirt

back view




Fraser-Vandemon Long Sleeve Tribal Shirt

back view



Iwata-Medea/Artool Staff Shirt

back view



Dennis Mathewson Hawaiian Shirt

back view

<http://store.iwataspeedshop.com>

For more information visit iwata-medea.com

iwata
MEDEA

iwata-medea.com

Iwata-Medea, Inc - 1336 N. Mason St., Portland, OR 97217
tel 503-253-7308 - fax 503-253-0721 - info@iwata-medea.com



catalog no. Z 100 1 January 1, 2010