

Internet Advancement

Step by Step Instructions

You can go directly there with this link or link from www.scouting.org

<https://scoutnet.scouting.org/iadv/ui/home/>



Internet Advancement

[Frequently Asked Questions](#)

Welcome and thank you for using Internet Advancement from the Boy Scouts of America. Internet Advancement allows you to enter youth advancements, awards, and merit badges and perform the following actions:

- Select members from your existing roster,
- Review, update, or add ranks, merit badges, and/or awards,
- Access an online Review Unit Roster feature and the Unit Advancement Summary,
- Print an Advancement Report with a Unit Awards Summary to assist in purchasing.

Before beginning Internet Advancement, collect all member information, including advancement records, award records, and merit badge applications with the appropriate signatures. To complete Internet Advancement, you must be connected to a printer to print the final report.

For assistance, you can consult the [help](#) for instructions on using Internet Advancement.

Advancement Reports

For the BSA Unit Advancement Report: [Advancement Forms](#).

Adobe Acrobat Reader

You will need Adobe Acrobat Reader to view the final print version of the advancement report. If you do not have it, you can download the Adobe Reader by clicking on the "Get Adobe Reader" image on this page.

To register, please click here -->

[First Time User](#)

To login, please click here -->

[Returning User](#)



For New Users

You will need your unit ID to register. You can obtain that from the Council Office. You will be asked to set up an account, with password and security questions. ***You can only set up your unit once.*** If you have more than one person doing advancement work, they will both/all need to know the unit ID and password. The security questions are for problems, and not needed for login.



Internet Advancement 

[Frequently Asked Questions](#)

[Registration](#)

[Login](#) | [Help](#) |

To register for Internet Advancement, enter the unit ID number provided by your council, your unit type, and your four-digit unit number.
If you do not have the unit ID, please contact your council.

Unit ID :

Unit type : Pack

Unit number :

Returning Users

Return users will see this. Enter your Unit ID and password



Internet Advancement 

[Frequently Asked Questions](#)

Log In as a Returning User

Log in to use Internet Advancement.

Unit ID :

Password :


[Forgot password?](#)


This site supports [Internet Explorer 6.0](#) or better with a minimum screen resolution of 800x600.
©2011 Boy Scouts of America. All rights reserved. [Privacy statement](#). Version 2.0.0.

Load Roster

The next screen you see will be outlining the steps.

Pennsylvania Dutch Council: Troop 0016



Internet Advancement 

[Frequently Asked Questions](#)

Stages: **1. Load Roster** **2. Update Member** **3. Submit Report**

Load Roster

| [Home](#) | [Logout](#) | [Help](#) | [Password](#) | [E-Mail](#) |
Unit Expiration Date: 02-29-2012

[Unit Order Form](#)

There are three stages in the Internet Advancement process:

Stage 1 Load Roster	You load the unit information from the council or you may upload a unit advancement file for processing.
Stage 2 Update Member	You select the members you wish to update and insert new advancement information.
Stage 3 Submit Report	You submit your unit's advancement information to the council. Then print the Advancement Report Package with the Unit Awards Summary and the Advancement Update Summary.

You may leave the process and return later. Internet Advancement will save your work, and you will begin at the beginning of the stage you were in when you left.

We recommend that you gather all the required information, including youth advancement records and merit badge applications with appropriate signatures, before beginning this process. You must complete Internet Advancement on a computer connected to a printer. To upload an advancement file, you must first create the file from PackMaster or TroopMaster, Rank N' File, Scoutmate, or ScoutSoft.


To continue with Load Roster, click here--> [Continue](#)


Load Roster Choice

Each time you log on you will need to load your unit roster from the *Scoutnet* database.

You can also upload an advancement report directly from a compatible software program. If you do this method all scouts name need to match exactly, no nick names or shortened names. This may be convenient for a large Troop/Pack or after summer camp.

Pennsylvania Dutch Council: Troop 0016



Internet Advancement 

[Frequently Asked Questions](#)

Stages: **1. Load Roster** 2. Update Member 3. Submit Report

Load Roster [Home](#) | [Logout](#) | [Help](#) |

To begin Internet Advancement you must first load your roster:

Load Roster <-- Click here to load your roster with your advancement information from the council.

Upload Advancement File <-- Click here if you are prepared to upload your unit advancement records from an advancement file from PackMaster/TroopMaster, Rank N' File, Scoutmate, or ScoutSoft.

The time required for Load Roster varies by unit size and it may take several minutes or more to complete this Stage.

©2011 Boy Scouts of America. All rights reserved. [Privacy statement](#). Version 2.0.0.

Main Screen - Boy Scout

For the Boy Scout demo we have loaded a Troop Roster. You will see your Troop members. From this screen there are multiple things you can do. Enter rank, merit badges, awards, view past advancement records, view individual boy records, print and save files.

Stages: 1. Load Roster 2. Update Member 3. Submit Report [Frequently Asked Questions](#)

[Home](#) | [Logout](#) | [Help](#) |

[Start Over](#)

[Print Membership Cards](#)

[Multiple Person Entry](#)

[Review Unit Roster](#)

[Unit Advancement Summary](#)

[Member Summary](#)

[Review Advancement Report](#)

[View Previous Advancement Reports](#)

[Select Members for Advancement](#)

Below is your current roster.

To add ranks, merit badges, and awards to a youth member, click the appropriate button to the left of the member's name. Prompts will guide you if you enter incorrect information.


When you are finished, click **Next**.

[Next](#)

Ranks	Merit Badges	Awards	Name	Street Address	Program	Sex
Ranks	Merit Badges	Awards	Logan Bleistine	537 Dauphin St	Boy Scouts	M
Ranks	Merit Badges	Awards	Rodrigo Castro	202 Perthshire Dr	Boy Scouts	M
Ranks	Merit Badges	Awards	George Celotto	665 Sandhill Rd	Boy Scouts	M
Ranks	Merit Badges	Awards	Raymond Celotto	665 Sandhill Rd	Boy Scouts	M

Main Screen - Cub Packs

For the Cub Scout demo we have loaded a Pack Roster. You will see your Pack members. Ranks, activity badges, belt loops and other awards will be shown to the left of each boys name. Click on the type of advancement you want to update, find it, enter the date, and "Save". All functions and processes are the same for both groups.



Internet Advancement

Stages: 1. Load Roster | **2. Update Member** | 3. Submit Report

[Frequently Asked Questions](#)

[Home](#) | [Logout](#) | [Help](#)

Select Members for Advancement

Review Unit Roster
Unit Advancement Summary
Member Summary
Review Advancement Report
View Previous Advancement Reports

Start Over
Print Membership Cards
Multiple Person Entry

Below is your current roster.

To add ranks, merit badges, and awards to a youth member, click the appropriate button to the left of the member's name. Prompts will guide you if you enter incorrect information.

When you are finished, click **Next**.

Next


Ranks	Awards	Belt Loops	Name	Street Address	Program	Sex
Ranks	Awards	Belt Loops	Jayden Davis	541 Saint Joseph St Apt A	Tiger Cubs	M


Ranks	Activity Badges	Awards	Belt Loops	Name	Street Address	Program	Sex
Ranks	Activity Badges	Awards	Belt Loops	Taylor Ayers	PO Box 204	Cub Scouts	M
Ranks	Activity Badges	Awards	Belt Loops	Zachary Carroll	487 New Denard St	Cub Scouts	M

Adding Boy Ranks

Click on "Rank" beside the youth whose rank you want to add. Select the date and enter and Save. It will return a screen saying that it was successful. **At each step you will return to the Main Screen.**

Pennsylvania Dutch Council: Troop 0016



Internet Advancement 

[Frequently Asked Questions](#)

Stages:


[Home](#) | [Logout](#) | [Help](#) |


Youth Ranks for Demetrius Franey

Rank	Date Earned mm/dd/yyyy
Scout	08/11/2008
Tenderfoot	08/11/2008
Second Class	08/11/2008
First Class	
Star	
Life	
Eagle	
Bronze Palm	
Gold Palm	
Silver Palm	

Adding Cub Ranks

Click on “Rank” beside the youth whose rank you want to add. Select the date and enter and Save. It will return a screen saying that it was successful. **At each step you will return to the Main Screen**



Internet Advancement 

Stages: **1. Load Roster** **2. Update Member** 3. Submit Report [Frequently Asked Questions](#)

[Home](#) | [Logout](#) | [Help](#) |

Record Youth Ranks

Cancel Reset Save

Youth Ranks for Cole Blumenstock

Rank	Date Earned mm/dd/yyyy
Bobcat	<input type="text"/>
Tiger Cub	<input type="text"/>
Wolf	<input type="text"/>
Bear	<input type="text"/>
Webelos Award	<input type="text"/>
Arrow of Light	<input type="text"/>

Cancel Reset Save

Adding Merit Badges

Click on “Merit Badges” beside the boys name. From the list of badges, enter the date it was earned. Use the alphabet tabs on the top to jump around. You can enter all the badges for this youth at once. When you are done hit “Save” and you will be shown a Saved Successful screen.

Stages: 1. Load Roster **2. Update Member** 3. Submit Report [Frequently Asked Questions](#)

Record Youth Merit Badges (A-C) | [Home](#) | [Logout](#) | [Help](#) |

Cancel A-C D-K L-R S-Z Eagle Reset Save

Youth Merit Badges (A-C) for George Celotto

Award	Date Earned mm/dd/yyyy
American Business	<input type="text"/>
American Cultures	<input type="text"/>
American Heritage	<input type="text"/>
American Labor	<input type="text"/>
Animal Science	<input type="text"/>
Archaeology	<input type="text"/>
Archery	07/09/2010
Architecture	<input type="text"/>
Art	<input type="text"/>
Astronomy	<input type="text"/>
Athletics	<input type="text"/>
Automotive Maintenance	<input type="text"/>
Aviation	<input type="text"/>
Backpacking	<input type="text"/>

Adding Cub Activity Badge

Click on “Activity Badges” beside the boys name. From the list of badges, enter the date it was earned. You can do one or more. When you are done hit “Save” and you will be shown a Saved Successful screen.

Activity Badge	Date Earned mm/dd/yyyy
Aquanaut	<input type="text"/>
Artist	<input type="text"/>
Athlete	<input type="text"/>
Citizen	<input type="text"/>
Communicator	<input type="text"/>
Craftsman	<input type="text"/>
Engineer	<input type="text"/>
Family Member	<input type="text"/>
Fitness	<input type="text"/>
Forester	<input type="text"/>
Geologist	<input type="text"/>
Handyman	<input type="text"/>
Naturalist	<input type="text"/>
Outdoorsman	<input type="text"/>
Readyman	<input type="text"/>
Scholar	<input type="text"/>
Scientist	<input type="text"/>
Showman	<input type="text"/>
Sportsman	<input type="text"/>
Traveler	<input type="text"/>

Boy Awards Screen

Same as the other screens, select “Awards” beside the youth you want to edit, enter date or dates. When you are done hit “Save” and you will be shown a Saved Successful screen.

Stages: 1. Load Roster **2. Update Member** 3. Submit Report [Frequently Asked Questions](#)

Record Youth Awards [Home](#) | [Logout](#) | [Help](#) |

Youth Awards for Aiden Schurz

Award	Date Earned mm/dd/yyyy
B. S. A. Lifeguard	<input type="text"/>
Boardsailing B. S. A.	<input type="text"/>
Den Chief Service Award	<input type="text"/>
Em. Preparedness BSA - Sct. / Var.	<input type="text"/>
Fifty-Miler Award	<input type="text"/>
Firem'n Chit	<input type="text"/>
Historic Trails Award	<input type="text"/>
Interpreter Strip	<input type="text"/>
Kayaking BSA (Youth)	<input type="text"/>
Leave No Trace (Youth-BS/Vent.)	<input type="text"/>
Mile Swim	<input type="text"/>
National Medal-Outdoor Achievement	<input type="text"/>
NOA - Adventure Award	<input type="text"/>
NOA - Aquatics Award	<input type="text"/>
NOA - Camping Award	<input type="text"/>
NOA - Hiking Award	<input type="text"/>

Cub Awards Screen

Same as the other screens, select “Awards” beside the youth you want to edit, enter date or dates. When you are done hit “Save” and you will be shown a Saved Successful screen.

Award	Date Earned mm/dd/yyyy
Bear Gold Arrow Point	
Bear Silver Arrow #1	
Bear Silver Arrow #2	
Bear Silver Arrow #3	
Bear Silver Arrow #4	
Bear Silver Arrow #5	
Bear Silver Arrow #6	
Bear Silver Arrow #7	
Bear Silver Arrow #8	
Bear Silver Arrow #9	
CS Outdoor Activity Awd. - Bear	
CS Outdoor Activity Awd. - Webelos	
CS Outdoor Activity Awd. - Wolf	
Cub Scout Shooting Sports Award	
Em. Preparedness BSA - Bear	
Em. Preparedness BSA - Webelos	
Em. Preparedness BSA - Wolf	
Leave No Trace (Youth-Cub Scout)	
Whittling Chip	
Wolf Gold Arrow Point	
Wolf Silver Arrow #1	
Wolf Silver Arrow #2	
Wolf Silver Arrow #3	

At Main Screen

Once you are done entering all advancement and/or awards, click on “Next”. This will take you to the next screen where you can view a PDF file of all your entries.

Stages: 1. Load Roster 2. Update Member 3. Submit Report [Frequently Asked Questions](#)

[Home](#) | [Logout](#) | [Help](#) |

[Start Over](#)

[Print Membership Cards](#)

[Multiple Person Entry](#)

Select Members for Advancement

- [Review Unit Roster](#)
- [Unit Advancement Summary](#)
- [Member Summary](#)
- [Review Advancement Report](#)
- [View Previous Advancement Reports](#)

Below is your current roster.

To add ranks, merit badges, and awards to a youth member, click the appropriate button to the left of the member’s name. Prompts will guide you if you enter incorrect information.

When you are finished, click **Next**.


[Next](#)


Ranks	Merit Badges	Awards	Name	Street Address	Program	Sex
Ranks	Merit Badges	Awards	Logan Bleistine	537 Dauphin St	Boy Scouts	M
Ranks	Merit Badges	Awards	Rodrigo Castro	202 Perthshire Dr	Boy Scouts	M
Ranks	Merit Badges	Awards	George Celotto	665 Sandhill Rd	Boy Scouts	M
Ranks	Merit Badges	Awards	Raymond Celotto	665 Sandhill Rd	Boy Scouts	M

Review Screen

Click on “Review Advancement Report” to see the PDF file. If something is missing or wrong you can go back and correct it before the final submission. Click on “Previous” to go back and correct . Click “Submit to Council” if correct. Once submitted to Council you can not change it.

Pennsylvania Dutch Council: Troop 0016



Internet Advancement 

[Frequently Asked Questions](#)

Stages: 1. Load Roster 2. Update Member **3. Submit Report**

- [Review Unit Roster](#)
- [Unit Advancement Summary](#)
- [Review Advancement Report](#)
- [View Previous Advancement Reports](#)

[Submit Report](#)

[Home](#) | [Logout](#) | [Help](#) |

[Unit Order Form](#)

From this page, you submit the Advancement Report to the council. You will also print your unit Advancement Report.

Warning: Once you submit to council, you cannot make changes through Internet Advancement.

To review your Advancement Report before submitting, click the [Review Advancement Report](#) link.

[Previous](#)

To submit your report to the council, click here -->

[Submit to Council](#)

©2011 Boy Scouts of America. All rights reserved. [Privacy statement](#). Version 2.0.0.

Draft PDF File

The draft PDF file has a watermark on it and a warning that this is a draft version.

Advancement Report
Boy Scouts of America

Unit: Troop 0016
Chartered Organization: St Josephs Church
District: Harvest
Council: Pennsylvania Dutch Council
Unit Expire Date: 02/29/2012

Processor: Matthew Stewart
stewart38@verizon.net
717-397-8531

Date Submitted: _____

Date Awards Needed: _____

DRAFT VERSION: This is a draft report only and cannot be used for unit advancement. You must Submit this file to obtain the final version of your unit Advancement Report.

<u>Member Name</u>	<u>Date Earned</u>	<u>Rank, Merit Badge, Award or Belt Loop</u>
George W Celotto	09/19/2011	Personal Management*
Emerson M Cottrell	08/15/2011	Personal Fitness*
James J Dougherty	09/26/2011	Citizenship in the Community*

Comment Page

Each time it will ask you for a comment. You can enter something or not.

Pennsylvania Dutch Council: Troop 0016



Internet Advancement

[Frequently Asked Questions](#)

Stages:

1. Load Roster

2. Update Member

3. Submit Report

[Home](#) | [Logout](#) | [Help](#) |

Internet Advancement Survey

Please provide your comments on the use of Internet Advancement and how it may be improved. Click Save with or without comments to continue with your report submittal. Reset will clear any text you entered before you continue.

Total number of characters 0/1000


Reset

Save

Submitted!

You now have submitted your advancement to Council and updated your *Scoutnet* file. From here click "Print advancement report". This will open a PDF file for you to print. You will need to get the necessary signatures on it before handing it to the Council office and purchasing your awards. You will need to take two copies with you, one for the office, and one goes to the District Advancement Chair.

Pennsylvania Dutch Council: Troop 0016



Internet Advancement

[Frequently Asked Questions](#)

Stages:

1. Load Roster2. Update Member3. Submit Report

Submit Report: Print Advancement Report

[Home](#) | [Logout](#) | [Help](#) | [Password](#) | [E-Mail](#) |
Unit Expiration Date: 02-29-2012

Unit Order Form

Congratulations!

Your Advancement Report has been submitted successfully.

The advancement process is not complete until you complete the following:

1. Print the Advancement Report (which includes the Unit Award Summary).
2. Obtain the appropriate signature(s) for this Advancement Report.
3. Deliver the Advancement Report and your insignia purchase order to the council. Check with your council service center for the current stock numbers and prices and ordering procedures.

Thank you for using Internet Advancement from the Boy Scouts of America.

To print this Advancement Report, click here --> Print Advancement Report

Other Tasks You Can Do

Returning to the Main Screen, you can look at past records, and individual Scout advancement records. This can be used to confirm what you have recorded matches up with the *Scoutnet* program. This is especially important when the paperwork for Eagle needs to be done.

Stages: 1. Load Roster 2. Update Member 3. Submit Report [Frequently Asked Questions](#)

[Home](#) | [Logout](#) | [Help](#) |

[Start Over](#)

[Print Membership Cards](#)

[Multiple Person Entry](#)

[Review Unit Roster](#)

[Unit Advancement Summary](#)

[Member Summary](#)

[Review Advancement Report](#)

[View Previous Advancement Reports](#)

[Select Members for Advancement](#)

Below is your current roster.

To add ranks, merit badges, and awards to a youth member, click the appropriate button to the left of the member's name. Prompts will guide you if you enter incorrect information.

When you are finished, click **Next**.

[Next](#)

Ranks	Merit Badges	Awards	Name	Street Address	Program	Sex
Ranks	Merit Badges	Awards	Logan Bleistine	537 Dauphin St	Boy Scouts	M
Ranks	Merit Badges	Awards	Rodrigo Castro	202 Perthshire Dr	Boy Scouts	M
Ranks	Merit Badges	Awards	George Celotto	665 Sandhill Rd	Boy Scouts	M
Ranks	Merit Badges	Awards	Raymond Celotto	665 Sandhill Rd	Boy Scouts	M

Review Past Reports

You can review all your online advancement reports

Unit Activity - Windows Internet Explorer
https://scoutnet.scouting.org/IADV/UI/Summary/PreviousAdvR

Pennsylvania Dutch Council: Troop 0016

List of Reports Submitted

Date Submitted
October 6, 2011 22:22:46
August 24, 2011 10:1:46
July 18, 2011 13:26:19
June 5, 2011 21:35:14
May 19, 2011 18:11:8
May 19, 2011 17:32:33
March 23, 2011 20:44:47
March 22, 2011 21:23:23
December 19, 2010 22:32:7
September 14, 2010 8:22:19
September 9, 2010 18:3:38
September 9, 2010 17:39:39
August 31, 2010 11:2:46
July 22, 2010 14:47:37
July 20, 2010 13:52:17

Page 1 of 2 Go

Next

Ranks	Merit Badges	Awards	Name	Street Address	Program	Sex
-------	--------------	--------	------	----------------	---------	-----

Youth Summary

Select one youth or multiples and review their advancement

Pennsylvania Dutch Council: Troop 0016



Internet Advancement



[Frequently Asked Questions](#)

Stages:

1. Load Roster

2. Update Member

3. Submit Report

Select Members for Advancement Summary Report

Below is your current roster.

You may select all members or individual members. To select all members check the box to the left of Member ID. If all members are selected, you may uncheck individual members to be excluded.

When selections are made, click **Print** to create the report. Click **Cancel** to stop this operation and return to the previous page.

The report that is displayed may be viewed, saved, and printed.

Cancel

Print

<input type="checkbox"/>	Member ID	Name	Address
<input type="checkbox"/>	105647829	Logan Bleistine	537 Dauphin St
<input type="checkbox"/>	114068561	Rodrigo Castro	202 Perthshire Dr
<input type="checkbox"/>	120704958	George Celotto	665 Sandhill Rd
<input type="checkbox"/>	120704947	Raymond Celotto	665 Sandhill Rd
<input type="checkbox"/>	119590327	Emerson Cottrell	384 Malory St
<input type="checkbox"/>	110703002	Malik Cottrell	384 Malory St

Youth Record Report

Each youth's advancement is shown on the report

Report Date: Oct 6 2011 10:26PM

For Member ID: 103363877

Member Name

Date Earned

Rank

James J Dougherty

12/12/2005

Scout

James J Dougherty

01/30/2006

Tenderfoot

James J Dougherty

05/23/2006

Second Class

James J Dougherty

12/11/2006

First Class

James J Dougherty

12/15/2008

Star

James J Dougherty

12/07/2009

Life

Member Name

Date Earned

Merit Badge

James J Dougherty

06/30/2006

Archery

James J Dougherty

07/06/2007

Art

James J Dougherty

07/06/2007

Camping*

James J Dougherty

07/04/2008

Canoeing

James J Dougherty

09/26/2011

Citizenship in the Community*

James J Dougherty

04/18/2009

Citizenship in the Nation*

James J Dougherty

03/15/2010

Communications*

James J Dougherty

07/15/2008

Cycling*

James J Dougherty

02/28/2011

Disabilities Awareness

James J Dougherty

11/02/2009

Emergency Preparedness*

Unit Roster

Shows roster details. *This information can not be changed through online advancement.* These changes are made at the office or during rechartering.

Youth Members

Name	Address	BL	Rank	Age	Grade	M/F	Phone
Logan Andrew Bleistine 105647829	537 Dauphin St Lancaster, PA 17602	Y	Gold Palm	17	12	M	H (717) 295-2320
Rodrigo A Castro 114068561	202 Perthshire Dr Lancaster, PA 17603	Y	Life	16	11	M	H (717) 299-3689
George W Celotto 120704958	665 Sandhill Rd Pequea, PA 17565	N	Life	18	12	M	H (717) 872-9731
Raymond J Celotto 120704947	665 Sandhill Rd Pequea, PA 17565	Y	Star	16	10	M	H (717) 872-9731
Emerson M Cottrell 119590327	384 Malory St Lancaster, PA 17603	Y	Star	17	12	M	H (717) 606-9583
Malik A Cottrell 119793092	384 Malory St Lancaster, PA 17603	N	First Class	14	9	M	H (717) 606-9583
Felix M DeJesus Jr 117490628	724 2nd St Lancaster, PA 17603	Y		11	6	M	H (717) 397-4550
Jeffery A Doll 105768711	15 N Mary St Lancaster, PA 17603	Y	Star	17	11	M	H (717) 945-7420
James J Dougherty 103363877	1698 Millersville Pike Lancaster, PA 17603	Y	Life	17	12	M	H (717) 394-6775
Andrew J Draude 113649558	1661 Stevens St East Petersburg, PA 17520	N	First Class	12	8	M	H (717) 560-1296
Spenser G Draude 105648227	1661 Stevens St East Petersburg, PA 17520	Y	Life	17	12	M	H (717) 560-1296
Joseph D Evans 111773709	704 Prospect Rd Columbia, PA 17512	Y	Life	17	11	M	H (717) 684-2777

Unit Advancement Summary

This shows ALL unit advancement for all boys.

Internet Advancement - Unit Advancement Summary			Page 8 of 14
Joseph D Evans	07/03/2009	Rifle Shooting	
Joseph D Evans	07/09/2010	Shotgun Shooting	
Joseph D Evans	07/08/2011	Small Boat Sailing	
Joseph D Evans	07/06/2007	Swimming*	
Joseph D Evans	07/25/2009	Weather	
Joseph D Evans	07/04/2008	Wilderness Survival	
			<u>Award</u>
Joseph D Evans	07/09/2010	Kayaking BSA (Youth)	
Joseph D Evans	07/08/2010	Mile Swim	
Joseph D Evans	06/04/2010	World Conservation Award (Boy Scout	
			<u>Rank</u>
Demetrius D Franey	08/11/2008	Scout	
Demetrius D Franey	08/11/2008	Tenderfoot	
Demetrius D Franey	08/11/2008	Second Class	
Demetrius D Franey	09/26/2011	First Class	
			<u>Badge</u>
Demetrius D Franey	07/04/2008	Art	
Demetrius D Franey	07/03/2009	Camping*	

Thank You

