

SERVICE MANUAL

MA1 CHASSIS

<u>MODEL NAME</u>	<u>REMOTE COMMANDER</u>	<u>DESTINATION</u>
KDL-26M3000	RM-YD021	US/CANADA
KDL-26M3000	RM-YD021	LATIN NORTH/LATIN SOUTH
KDL-26ML130	RM-YD021	US/CANADA
KDL-32M3000	RM-YD021	US/CANADA
KDL-32M3000	RM-YD021	LATIN NORTH/LATIN SOUTH
KDL-32ML130	RM-YD021	US/CANADA



KDL-32M3000



RM-YD021

LCD DIGITAL COLOR TELEVISION

SONY®

TABLE OF CONTENTS

SECTION TITLE	PAGE	SECTION TITLE	PAGE
Specifications	4	3-5. Schematics and Supporting Information	44
Warnings and Cautions	6	BM Board Schematic Diagram (1 of 12)	44
Safety-Related Component Warning	7	BM Board Schematic Diagram (2 of 12)	45
Safety Check-Out	9	BM Board Schematic Diagram (3 of 12)	46
Self-Diagnostic Function	10	BM Board Schematic Diagram (4 of 12)	47
SECTION 1: DISASSEMBLY	12	BM Board Schematic Diagram (5 of 12)	48
1-1. Rear Cover Removal	12	BM Board Schematic Diagram (6 of 12)	49
1-2. Arm, Under Cover and Stand Removal	12	BM Board Schematic Diagram (7 of 12)	50
1-3. HM1 Board Removal	13	BM Board Schematic Diagram (8 of 12)	51
1-4. UM Board and Jack Holder Removal	13	BM Board Schematic Diagram (9 of 12)	52
1-5. Speaker, Light Guide and HM3 Board Removal	14	BM Board Schematic Diagram (10 of 12)	53
1-6. BM Board Removal	14	BM Board Schematic Diagram (11 of 12)	54
1-7. G1 Bracket and G1M Board Removal	15	BM Board Schematic Diagram (12 of 12)	55
1-8. VESA Bracket Removal	15	G1M Board Schematic Diagram	57
1-9. LCD Panel/Bracket and LED Light Guide Removal	16	HM1 Board Schematic Diagram	60
Wire Dressing	17	HM3 Board Schematic Diagram	62
KDL-26M3000/26ML130 Only	17	UM Board Schematic Diagram	64
KDL-32M3000/32ML130 Only	27	3-6. Semiconductors	66
SECTION 2: SERVICE ADJUSTMENTS	38	SECTION 4: EXPLODED VIEWS	67
2-1. Using the Remote Commander for Electrical Adjustments ..	38	4-1. Rear Cover Assembly and Stand Assembly	67
2-2. Accessing Service Adjustment Mode	38	4-2. Chassis	68
2-3. Viewing the Service Menus	39	4-3. Connectors	69
2-4. Resetting to Factory Defaults	39	4-4. Bezel Assembly, LCD Panel and Speakers	70
SECTION 3: DIAGRAMS	40	SECTION 5: ELECTRICAL PARTS LIST	71
3-1. Circuit Boards Location	40	APPENDIX A: ENCRYPTION KEY COMPONENTS	A-1
3-2. Printed Wiring Boards and Schematic Diagrams Information	40		
3-3. Block Diagram	42		
3-4. Connection Diagram	43		

SPECIFICATIONS

Power Requirements 120V AC, 60Hz
220V, 50/60 Hz (Chile, Perú)

Video (IN) 1/2/3

S Video (4-Pin Mini DIN (VIDEO 1 Only))

Y: 1.0 Vp-p, 75 ohms unbalanced, sync negative
C: 0.286 Vp-p (Burst signal), 75 ohms

Video

1.0 Vp-p, 75ohms unbalanced, sync negative

Audio

500 mVrms (100% modulation)
Impedance:47 kilohms

COMPONENT IN 1/2

Y_P P_B P_R (Component Video)

Y:1.0 Vp-p, 75 ohms unbalanced, sync negative
P_B:0.7 Vp-p, 75 ohms
P_R:0.7 Vp-p, 75 ohms
Signal format: 480i, 480p, 720p, 1080i

AUDIO

500 mVrms (100% modulation)
Impedance: 47 kilohms

HDMI IN 1/2:

HDMI: Video:480i, 480p, 720p, 1080i

Audio: Two channel linear PCM 32, 44.1 and
48 kHz, 16, 20 and 24 bits

AUDIO: (HDMI IN 2 only) 500 mVrms (100% modulation)
Impedance: 47 kilohms

AUDIO OUT:

500 mVrms (100% modulation)

More than 1 Vrms at the maximum volume setting (Variable)
More than 500 mVrms (Fixed)

PC IN:

D-sub 15-pin, analog RGB, 0.7 Vp-p, 75 ohms, positive

PC AUDIO INPUT:

Stereo mini jack, 500 mVrms, 47 kilohm

HEADPHONES:


Stereo mini jack

Impedance: ≥ 16 ohms

Trademark Information

Manufactured under license from Dolby Laboratories. "Dolby" and double-D symbol are trademarks of Dolby Laboratories.

This TV incorporate High-Definition Multimedia Interface (HDMI™) technology. HDMI, the HDMI logo and High-Definition Multimedia Interface are trademarks or registered trademarks of HDMI Licensing LLC.

Blu-ray is a trademark. "BRAVIA" and BRAVIA, , and PS3 are trademarks or registered marks of Sony Corporation.



Design and specifications are subject to change without notice.

	KDL-26M3000	KDL-26ML130	KDL-32M3000	KDL-32ML130
Power Consumption in use	135W		170W	
	in standby Less than 1W			
Speaker Output (W)	10W + 10W			
mm	146 x 35 mm			
in	5 ^{3/4} x 1 ^{3/8} in			
Dimensions (W x H x D) with stand	662 x 515 x 214 mm		796 x 590 x 214 mm	
	26 ^{1/8} x 20 ^{3/8} x 8 ^{1/2} in		31 ^{3/8} x 23 ^{1/4} x 8 ^{1/2} in	
Dimensions (W x H x D) without stand	662 x 468 x 108 mm		796 x 544 x 100 mm	
	26 ^{1/8} x 18 ^{1/2} x 4 ^{3/8} in		31 ^{3/8} x 21 ^{1/2} x 4 in	
Mass with stand	kg		kg	
	lbs		lbs	
without stand	kg		kg	
	lbs		lbs	

All measurements are approximations.

Television system

NTSC American TV Standard
ATSC (8VSB terrestrial) ATSC compliant 8VSB
QAM on cable: ANSI/SCTE 07 2000

Channel coverage

	Analog	Digital
Terrestrial	2-69	2-69
Cable	1-125	1-135

Antenna

75-ohm external terminal for VHF/UHF

Panel System

LCD (Liquid Crystal Display) Panel

Display Resolution (horizontal x vertical):

1,366 dots x 768 lines

Screen Size (measured diagonally)

approx. 26 inches (KDL-26M3000/26ML130 Only)
approx. 31.5 inches (KDL-32M3000/32ML130 Only)

Supplied Accessories

Remote Commander RM-YD021
Two Size AA (R6) Batteries
AC Power Cord
Support Belt, Securing Screw, and Wood Screw
Cable Holder
Operating Instructions
Quick Setup Guide
Warranty Card
Online Registration Card
Wall-Mount Instructions

Optional Accessories

Headphones Plug Adapter
Connecting Cables
Wall-Mount Bracket
SU-WL100 (KDL-26M3000/26ML130 Only)
SU-WL500 (KDL-32M3000/32ML130 Only)
HD15-HD15 Cable
75-ohm Coaxial Cable

WARNINGS AND CAUTIONS

CAUTION

These servicing instructions are for use by qualified service personnel only. To reduce the risk of electric shock, do not perform any servicing other than that contained in the operating instructions unless you are qualified to do so.

CARRYING THE TV

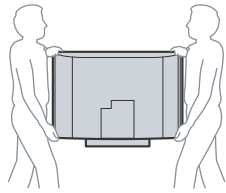
To avoid dropping the TV and causing serious injury, be sure to follow these guidelines:

- Before carrying the TV, disconnect all cables.
- Carrying the large size TV requires two or more people.
- When you carry the TV, place your hand as illustrated and hold it securely. Do not put stress on the LCD panel.

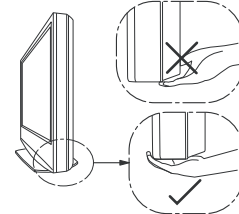
KDL-26M3000/26ML130



KDL-32M3000/32ML130



- When lifting or moving the TV, hold it firmly from the bottom. Place your palm directly under the panel.




- When carrying, do not subject the TV to shocks or vibration, or excessive force.

WARNING!!

An isolation transformer should be used during any service to avoid possible shock hazard, because of live chassis. The chassis of this receiver is directly connected to the ac power line.



SAFETY-RELATED COMPONENT WARNING!!

Components identified by shading and  mark on the schematic diagrams, exploded views, and in the parts list are critical for safe operation. Replace these components with Sony parts whose part numbers appear as shown in this manual or in supplements published by Sony. Circuit adjustments that are critical for safe operation are identified in this manual. Follow these procedures whenever critical components are replaced or improper operation is suspected.

ATTENTION!!

Ces instructions de service sont à l'usage du personnel de service qualifié seulement. Pour prévenir le risque de choc électrique, ne pas faire l'entretien autre que celui contenu dans le Mode d'emploi à moins que vous soyez qualifié faire ainsi.

POUR TRANSPORTER LE TÉLÉVISEUR

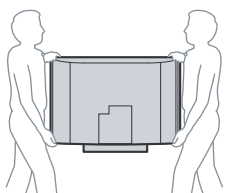
Assurez-vous de suivre ces consignes pour éviter de laisser tomber le téléviseur et de provoquer des blessures graves :

- Avant de transporter le téléviseur, débranchez tous les câbles.
- Le transport du téléviseur doit être effectué par au moins deux personnes.
- Lorsque vous le transportez, placez vos mains tel que cela est illustré et tenez solidement l'appareil. N'appliquez pas de pression sur l'écran ACL.

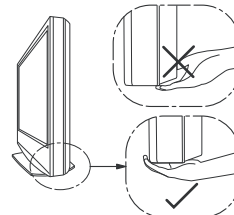
KDL-26M3000/26ML130



KDL-32M3000/32ML130



- Lorsque vous levez ou déplacez le téléviseur, assurez-vous de tenir solidement de la base. Placez la paume des mains directement sous le panneau.




- Lorsque vous transportez le téléviseur, ne le soumettez pas à des chocs ou vibrations, ni à une force excessive.

Afin d'éviter tout risque d'électrocution provenant d'un châssis sous tension, un transformateur d'isolement doit être utilisé lors de tout dépannage. Le châssis de ce récepteur est directement raccordé à l'alimentation du secteur.



ATTENTION AUX COMPOSANTS RELATIFS A LA SECURITE!!

Les composants identifiés par une trame et par une marque  sur les schémas de principe, les vues explosées et les listes de pièces sont d'une importance critique pour la sécurité du fonctionnement. Ne les remplacer que par des composants Sony dont le numéro de pièce est indiqué dans le présent manuel ou dans des suppléments publiés par Sony. Les réglages de circuit dont l'importance est critique pour la sécurité du fonctionnement sont identifiés dans le présent manuel. Suivre ces procédures lors de chaque remplacement de composants critiques, ou lorsqu'un mauvais fonctionnement suspecte.

SAFETY-RELATED COMPONENT WARNING

There are critical components used in LCD color TVs that are important for safety. These components are identified with shading and \triangle mark on the schematic diagrams and the electrical parts list. It is essential that these critical parts be replaced only with the part number specified in the electrical parts list to prevent electric shock, fire, or other hazard.

NOTE: Do not modify the original design without obtaining written permission from the manufacturer or you will void the original parts and labor guarantee.

USE CAUTION WHEN HANDLING THE LCD PANEL

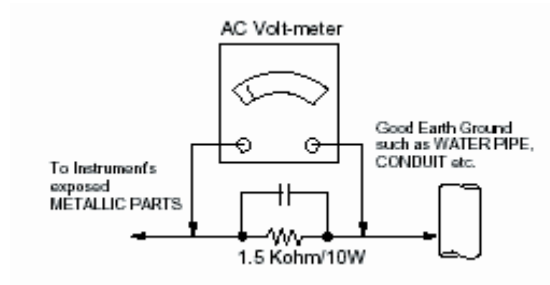
When repairing the LCD panel, be sure you are grounded by using a wrist band.

When installing the LCD panel on a wall, the LCD panel must be secured using the 4 mounting holes on the rear cover.

To avoid damaging the LCD panel:


- do not press on the panel or frame edge to avoid the risk of electric shock.
- do not scratch or press on the panel with any sharp objects.
- do not leave the module in high temperatures or in areas of high humidity for an extended period of time.
- do not expose the LCD panel to direct sunlight.
- avoid contact with water. It may cause a short circuit within the module.
- disconnect the AC adapter when replacing the backlight (CCFL) or inverter circuit.
(High voltage occurs at the inverter circuit at 650Vrms.)
- always clean the LCD panel with a soft cloth material.
- use care when handling the wires or connectors of the inverter circuit. Damaging the wires may cause a short.
- protect the panel from ESD to avoid damaging the electronic circuit (C-MOS).

LEAKAGE CURRENT HOT CHECK CIRCUIT



example 1

The circuit boards used in these models have been processed using Lead Free Solder. The boards are identified by the LF logo located close to the board designation e.g. H1 etc [see example]. The servicing of these boards requires special precautions to be taken as outlined below.



It is strongly recommended to use Lead Free Solder material in order to guarantee optimal quality of new solder joints. Lead Free Solder is available under the following part numbers :

Part number	Diameter	Remarks
7-640-005-19	0.3mm	0.25Kg
7-640-005-20	0.4mm	0.50Kg
7-640-005-21	0.5mm	0.50Kg
7-640-005-22	0.6mm	0.25Kg
7-640-005-23	0.8mm	1.00Kg
7-640-005-24	1.0mm	1.00Kg
7-640-005-25	1.2mm	1.00Kg
7-640-005-26	1.6mm	1.00Kg

Due to the higher melting point of Lead Free Solder the soldering iron tip temperature needs to be set to 370 degrees centigrade. This requires soldering equipment capable of accurate temperature control coupled with a good heat recovery characteristics.

For more information on the use of Lead Free Solder, please refer to <http://www.sony-training.com>

SAFETY CHECK-OUT

After correcting the original service problem, perform the following safety checks before releasing the set to the customer:

1. Check the area of your repair for unsoldered or poorly soldered connections. Check the entire board surface for solder splashes and bridges.
2. Check the interboard wiring to ensure that no wires are "pinched" or touching high-wattage resistors.
3. Check that all control knobs, shields, covers, ground straps, and mounting hardware have been replaced. Be absolutely certain that you have replaced all the insulators.
4. Look for unauthorized replacement parts, particularly transistors, that were installed during a previous repair. Point them out to the customer and recommend their replacement.
5. Look for parts which, though functioning, show obvious signs of deterioration. Point them out to the customer and recommend their replacement.
6. Check the line cords for cracks and abrasion. Recommend the replacement of any such line cord to the customer.
7. Check the antenna terminals, metal trim, "metallized" knobs, screws, and all other exposed metal parts for AC leakage. Check leakage as described below.

Leakage Test

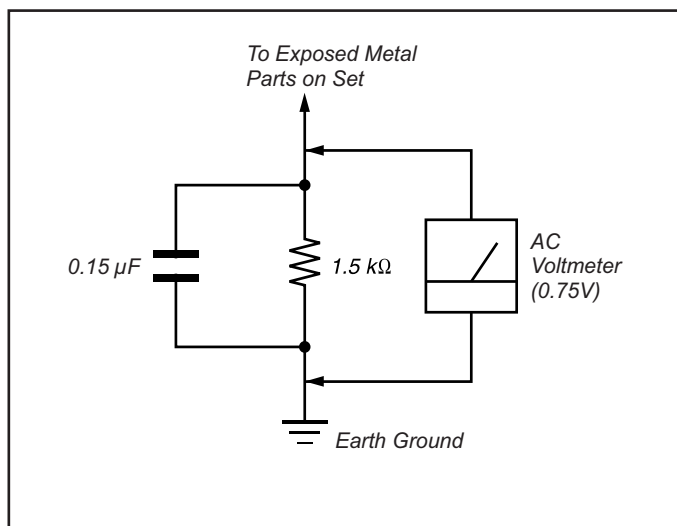


Figure A. Using an AC voltmeter to check AC leakage.

The AC leakage from any exposed metal part to earth ground and from all exposed metal parts to any exposed metal part having a return to chassis, must not exceed 0.5 mA (500 microamperes). Leakage current can be measured by any one of three methods.

1. A commercial leakage tester, such as the Simpson 229 or RCA WT-540A. Follow the manufacturers' instructions to use these instructions.
2. A battery-operated AC milliammeter. The Data Precision 245 digital multimeter is suitable for this job.
3. Measuring the voltage drop across a resistor by means of a VOM or battery-operated AC voltmeter. The "limit" indication is 0.75 V, so analog meters must have an accurate low voltage scale. The Simpson's 250 and Sanwa SH-63TRD are examples of passive VOMs that are suitable. Nearly all battery-operated digital multimeters that have a 2 VAC range are suitable (see Figure A).

How to Find a Good Earth Ground

A cold-water pipe is a guaranteed earth ground; the cover-plate retaining screw on most AC outlet boxes is also at earth ground. If the retaining screw is to be used as your earth ground, verify that it is at ground by measuring the resistance between it and a cold-water pipe with an ohmmeter. The reading should be zero ohms.

If a cold-water pipe is not accessible, connect a 60- to 100-watt trouble-light (not a neon lamp) between the hot side of the receptacle and the retaining screw. Try both slots, if necessary, to locate the hot side on the line; the lamp should light at normal brilliance if the screw is at ground potential (see Figure B).

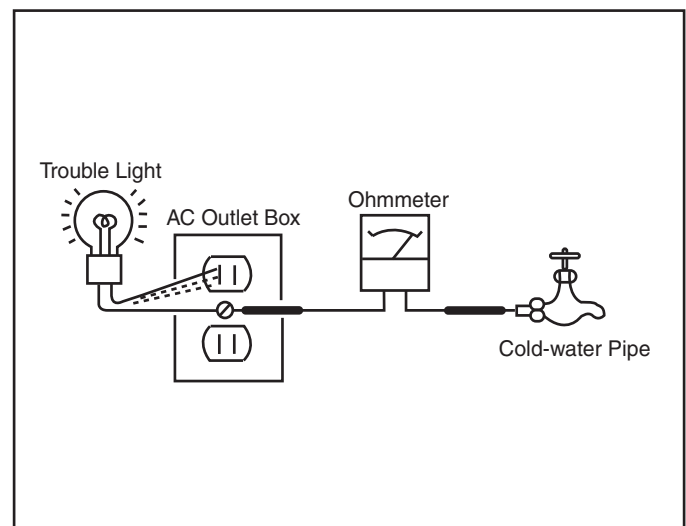


Figure B. Checking for earth ground.

SELF-DIAGNOSTIC FUNCTION

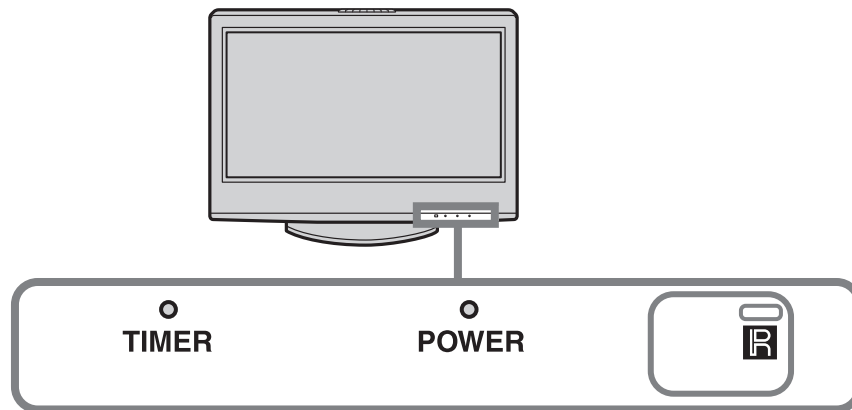


The units in this manual contain a self-diagnostic function. If an error occurs, the TIMER LED indicator will automatically begin to flash. The number of times the LED flashes translates to a probable source of the problem. A definition of the TIMER LED flash indicators is listed in the instruction manual for the user's knowledge and reference. If an error symptom cannot be reproduced, the Remote Commander can be used to review the failure occurrence data stored in memory to reveal past problems and how often these problems occur.

1. Diagnostic Test Indicators

When an error occurs, the TIMER LED indicator will flash a set number of times to indicate the possible cause of the problem. If there is more than one error, the indicator will identify the first of the problem areas.

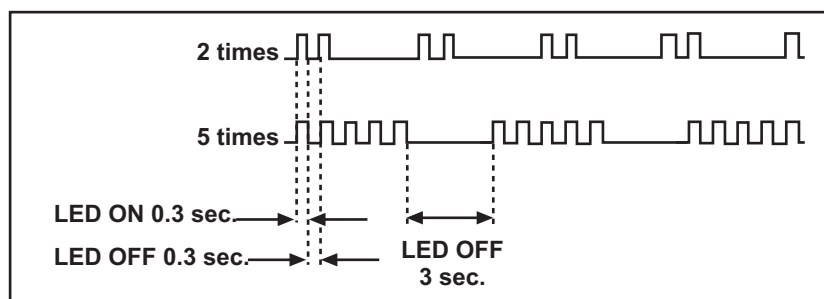
Control Buttons



Description of LED Indicators

LED	LED Type	Description
POWER LED	Green LED	* Light is green when the TV set is on
TIMER LED	Amber/Green/Red LED	* Light is green when the Picture Off feature is activated. * Light is amber when the timer is set. * Blinks red when indicating the TV may need servicing

Display of TIMER LED Flash Count



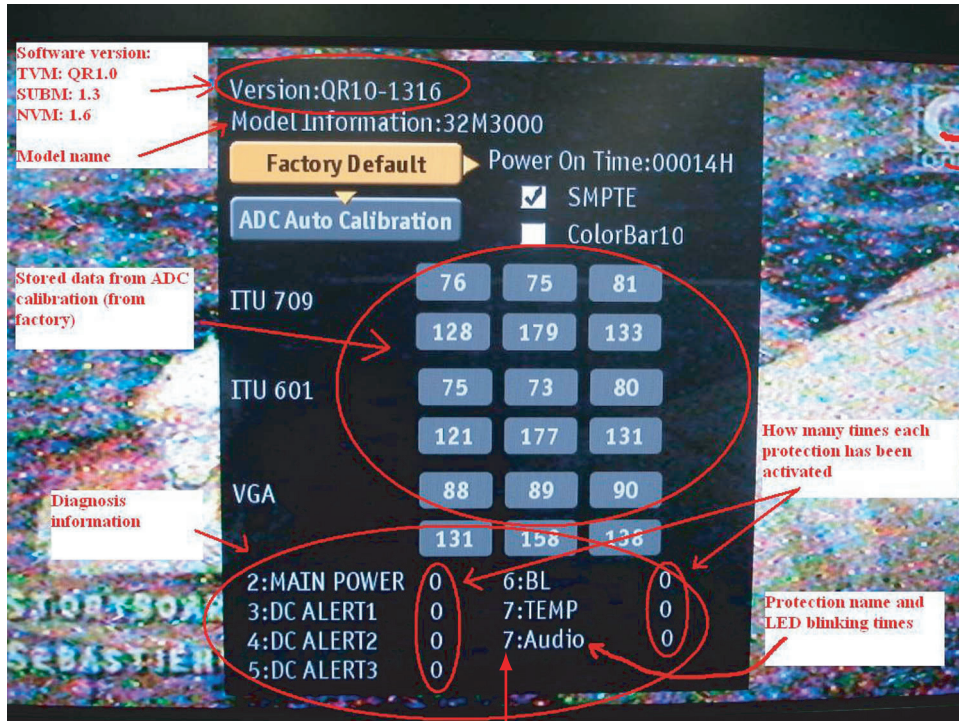
Viewing the Self Check Diagnostic List

1. TV must be in standby mode. (Power off).
2. Press the following buttons on the Remote Commander within a second of each other:

[DISPLAY] → Channel [5] → Volume [+] → [TV POWER].

The Self Check list displays. ↑ This is the SAME as accessing Service Adjustments.

Results for all of the following diagnostic items are displayed at the bottom of the screen. No error has occurred if the screen displays a "0".



NOTE: The On Screen Displays shows 7, but it should be **8** for Audio.

2: MAIN_POWER	0	6: BL (Back Light)	0
3: DC_ALERT1	0	7: TEMP	1
4: DC_ALERT2	0	8: Audio	0
5: DC_ALERT3	0		

← 0 indicates no error was detected
 ← 1 indicates an error was detected

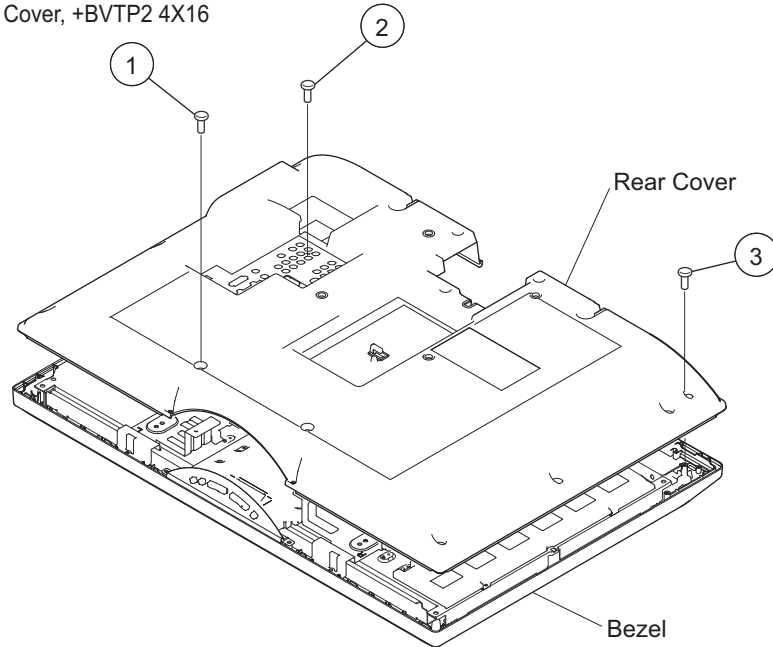
Clearing the Self Check Diagnostic List

1. In Service Mode, press the Channel [8] → Channel [0].

SECTION 1: DISASSEMBLY

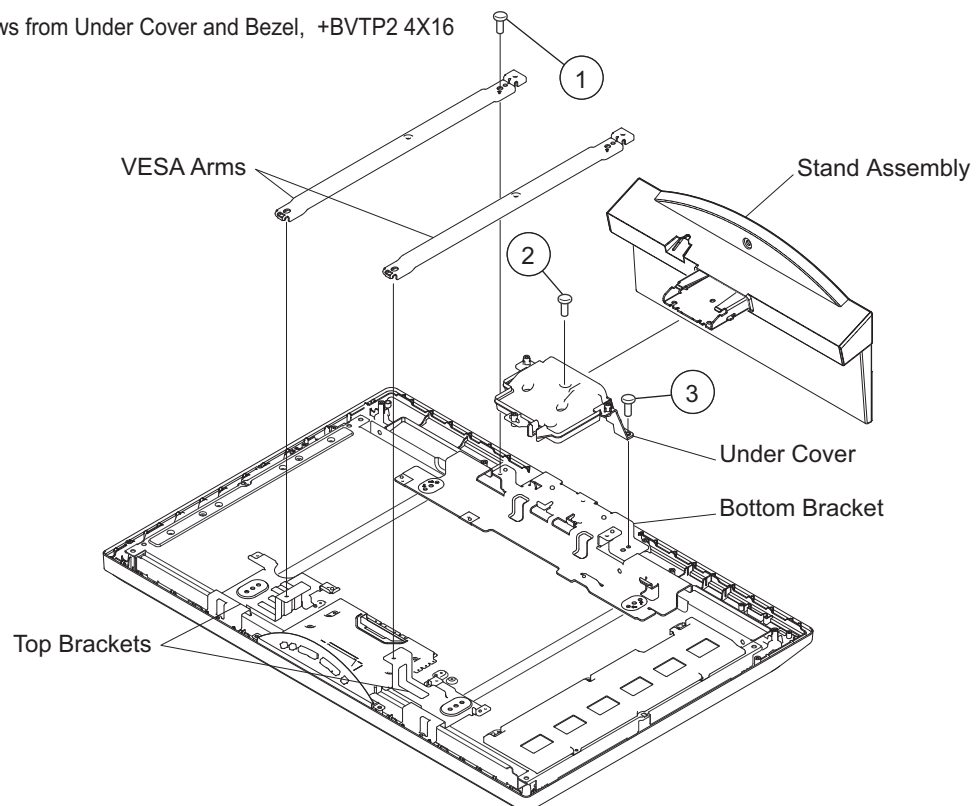
1-1. REAR COVER REMOVAL

- ① Remove 2 screws from Rear Cover arm positions, +PSW M5X16
- ② Remove 2 screws from Terminals, +BVTP 3X12 TYPE2 TT(B)
- ③ Remove 14 screws from Rear Cover, +BVTP2 4X16



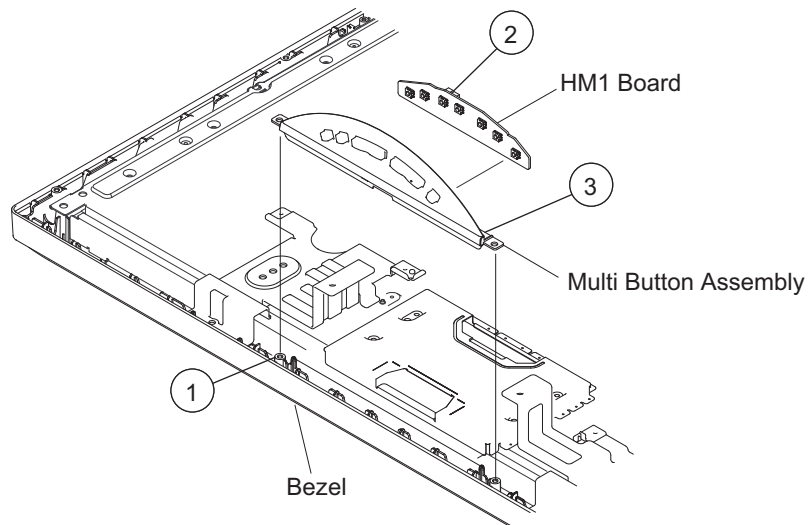
1-2. ARM, UNDER COVER AND STAND REMOVAL

- ① Remove 2 screws from bottom of VESA Arms, +PSW M5X16
- ② Remove 3 screws from Under Cover and Stand, +PSW M5X16
- ③ Remove 2 screws from Under Cover and Bezel, +BVTP2 4X16



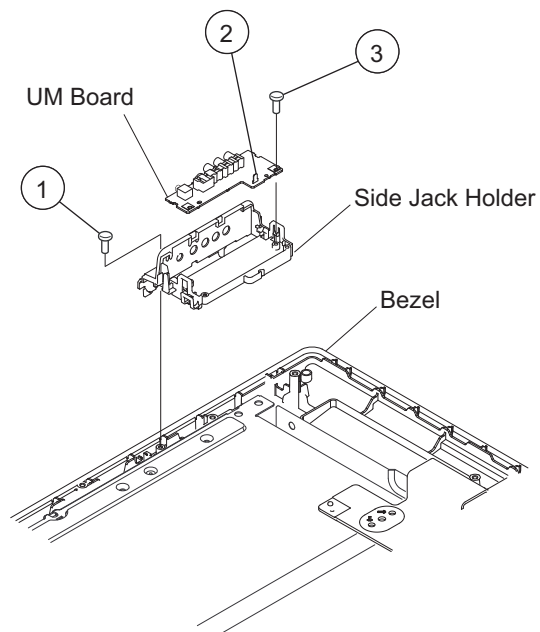
1-3. HM1 BOARD REMOVAL

- ① Remove from bezel
- ② Disconnect one connector
- ③ Release hooks and remove HM1 Board



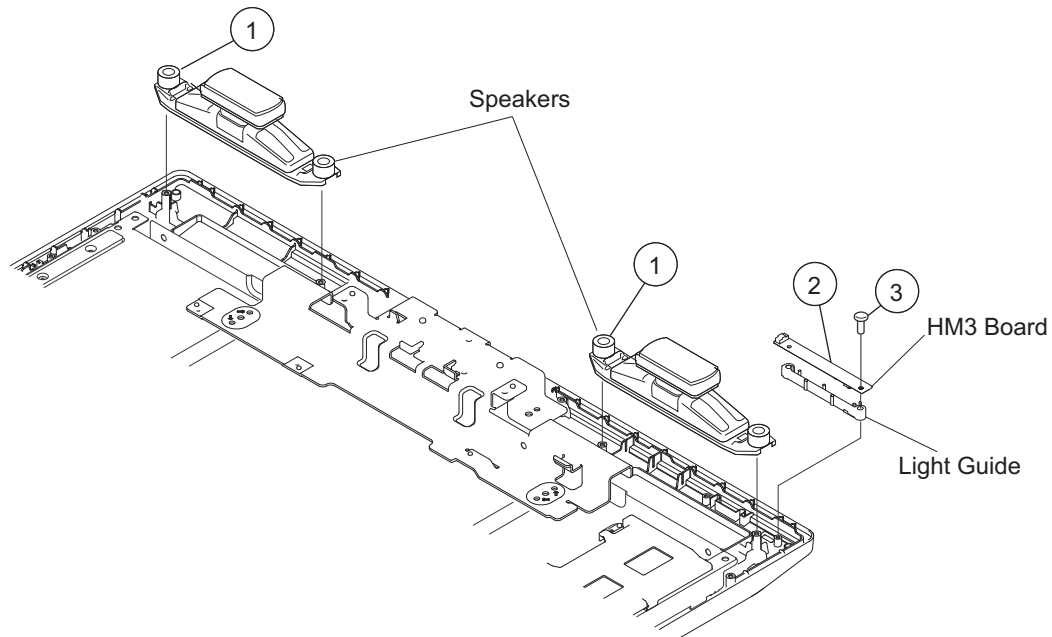
1-4. UM BOARD AND JACK HOLDER REMOVAL

- ① Remove one screw, +BVTP 3X12 TYPE2 TT(B)
- ② Disconnect 2 connectors
- ③ Remove 2 screws, +BVTP 3X12 TYPE2 TT(B)



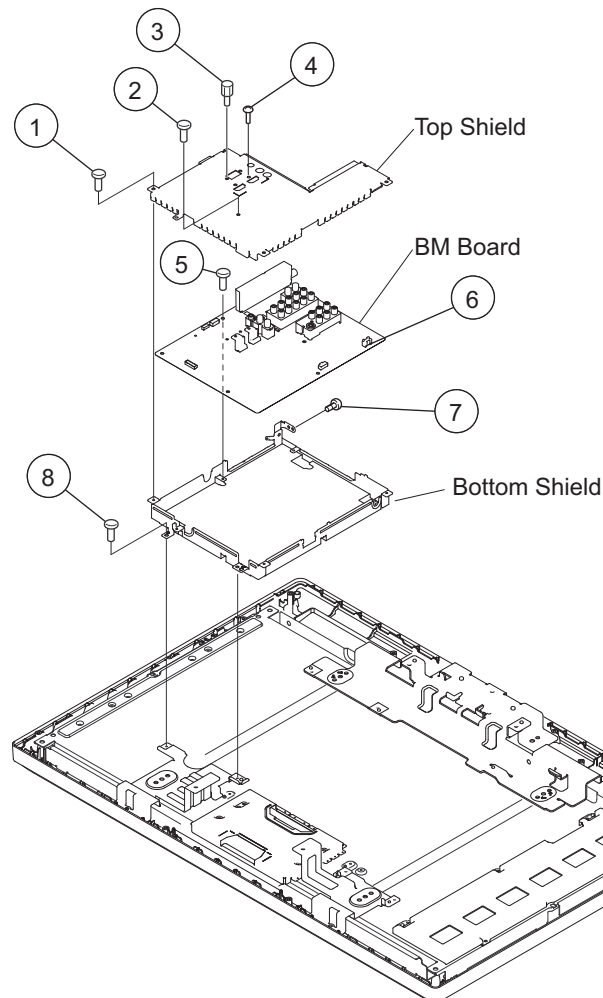
1-5. SPEAKER, LIGHT GUIDE AND HM3 BOARD REMOVAL

- ① Slide out Speakers from Bezel
- ② Disconnect one connector
- ③ Remove 2 screws, +BVTP 3X12 TYPE2 TT(B)



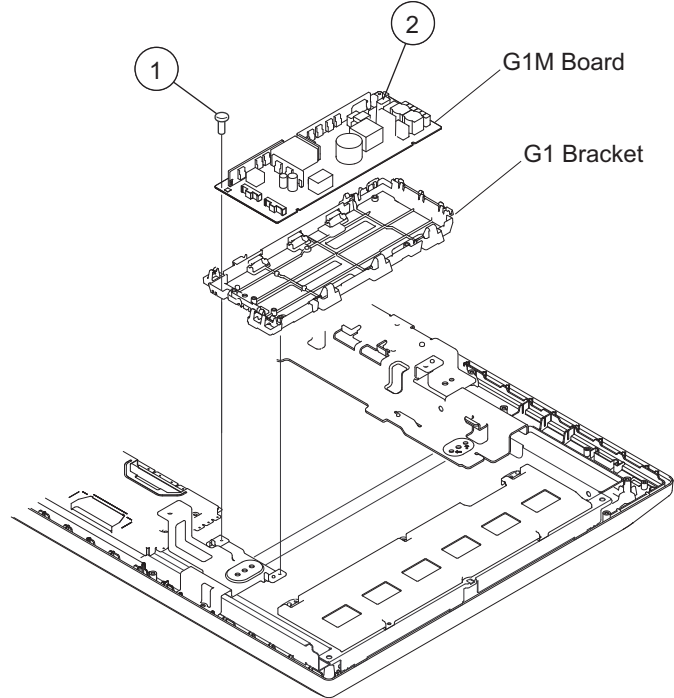
1-6. BM BOARD REMOVAL

- ① Remove 4 screws, +BVST 3X8
- ② Remove 2 screws, +BVST 3X8
- ③ Remove 2 screws, HEX
- ④ Remove 2 screws, +PSW M3X5
- ⑤ Remove 7 screws, +BVST 3X8
- ⑥ Disconnect 8 connectors
- ⑦ Remove one screw, +PSW M3X5
- ⑧ Remove 4 screws, +PSW M3X5



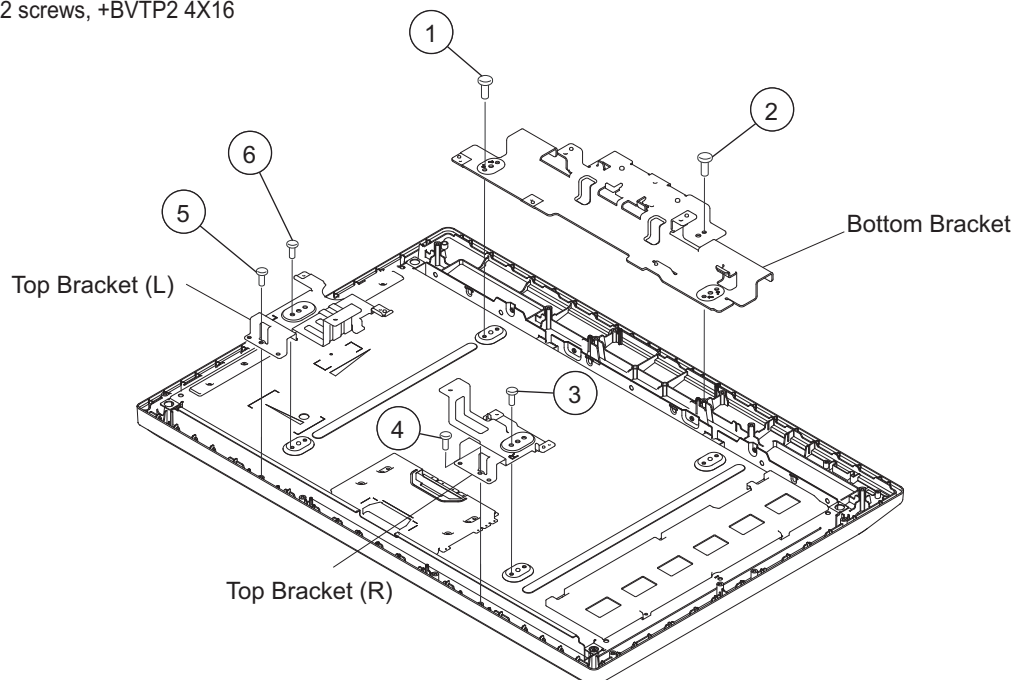
1-7. G1 BRACKET AND G1M BOARD REMOVAL

- ① Remove 3 screws (32"), 4 screws (26"), +PSW 3SG
- ② Disconnect 3 connectors



1-8. VESA BRACKET REMOVAL

- ① Remove 4 screws, +PSW M4X8
- ② Remove 2 screws, +BVTP2 4X16
- ③ Remove 4 screws, +PSW M4X8
- ④ Remove 2 screws, +BVTP2 4X16
- ⑤ Remove 4 screws, +PSW M4X8
- ⑥ Remove 2 screws, +BVTP2 4X16


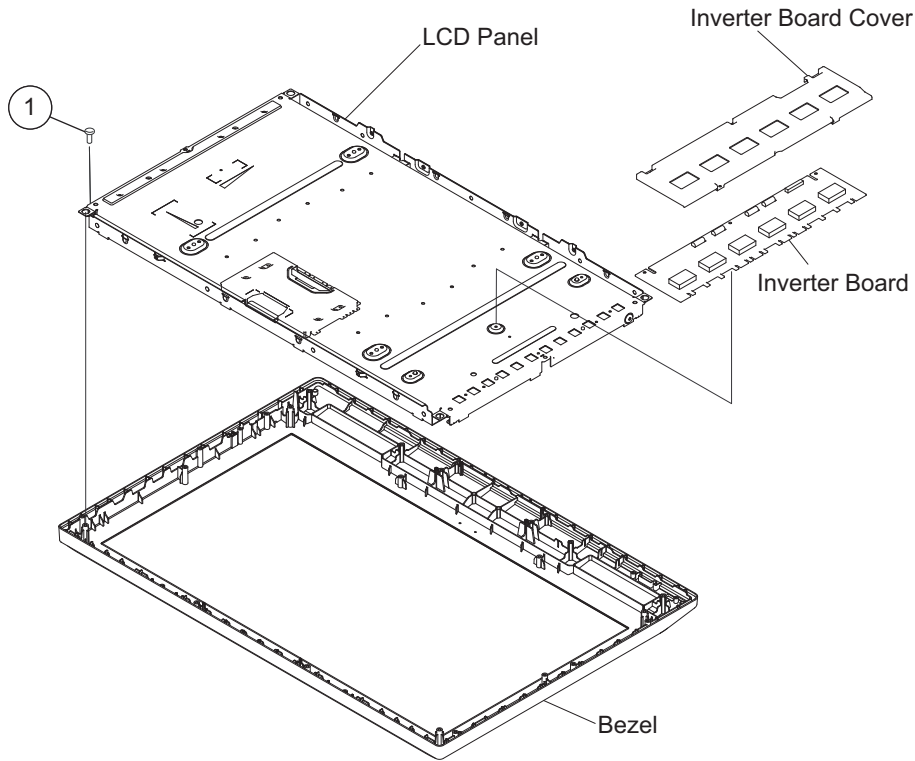


1-9 LCD PANEL/BRACKET AND LED LIGHT GUIDE REMOVAL

CAUTION:

Be sure to identify the inverter cover screws before proceeding. **DO NOT** remove the screws securing the plastic strip holding the lamp sockets.


- ① Remove 2 screws, +BVTP2 4X16



SHIELD REMOVAL

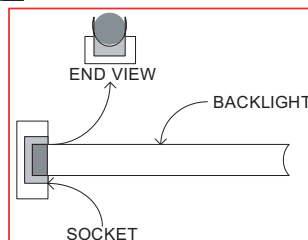
WARNING!

NEVER REMOVE THE SCREWS SECURING THE PLASTIC STRIP HOLDING THE LAMP SOCKETS. DAMAGE TO THE BACKLIGHT TUBES WILL OCCUR!



INVERTER BOARD REMOVAL


Only remove the screws securing the inverter cover which may be metal or plastic. The remaining plastic strip contains sockets for the fluorescent backlights and should never be loosened. The backlights will pop out of the sockets and/or break the backlight requiring a LCD panel replacement. The example shown is a 32" model but applies to all models.



WIRE DRESSING


KDL-26M3000/26ML130 ONLY

OVERALL VIEW




KDL-26M3000/26ML130 ONLY

GROUND CABLE




LVDS CONNECTOR




KDL-26M3000/26ML130 ONLY

LVDS CONNECTOR (CONTINUED)




HM3 BOARD AND SPEAKERS




KDL-26M3000/26ML130 ONLY

HM3 BOARD AND SPEAKERS (CONTINUED)




HM3 cable and SpkrL cable trough this clamp. HM3 cable goes from right to left side and White Spkr cable goes opposite direction.



Fix cable to metal part using:
Himelon Tape (LCD)
2-688-062-01 (8x30)
Cable and Himelon position should be as shown in picture.

KDL-26M3000/26ML130 ONLY


INVERTER BOARD CONNECTORS



Inverter cable
1-910-038-36 (300mm)

Area under
G1M Board

Use clamps on bracket
to route cables



StandBy cable
1-910-038-29 (450mm)


Hold cables using 2 Pin
Wires on G1M

G1M

Inverter cable
Goes under G1M

KDL-26M3000/26ML130 ONLY

HDMI CONNECTORS



HM3/HM1 cable:
1-910-038-35 (220mm)

HM1

CAUTION POINT:
On this CLAMP,
Inverter cable must be
inserted before the rest
of cables.

Himelon Tape
2-688-011-01 (15x60)

Reference

Inverter cable: 2 cables
coming from under G1M

EMI:


Reference

EMI Gasket on BM Bottom Shield:
GASKET (30x12)
2-676-705-01

HM1 cable must go
under these wires.



KDL-26M3000/26ML130 ONLY

VIDEO CONNECTORS AND GROUND CABLE





KDL-26M3000/26ML130 ONLY

AC CORD CONNECTOR




KDL-26M3000/26ML130 ONLY

SHIELD TAPE PLACEMENT



KDL-26M3000/26ML130 ONLY

SHIELD TAPE PLACEMENT (CONTINUED)



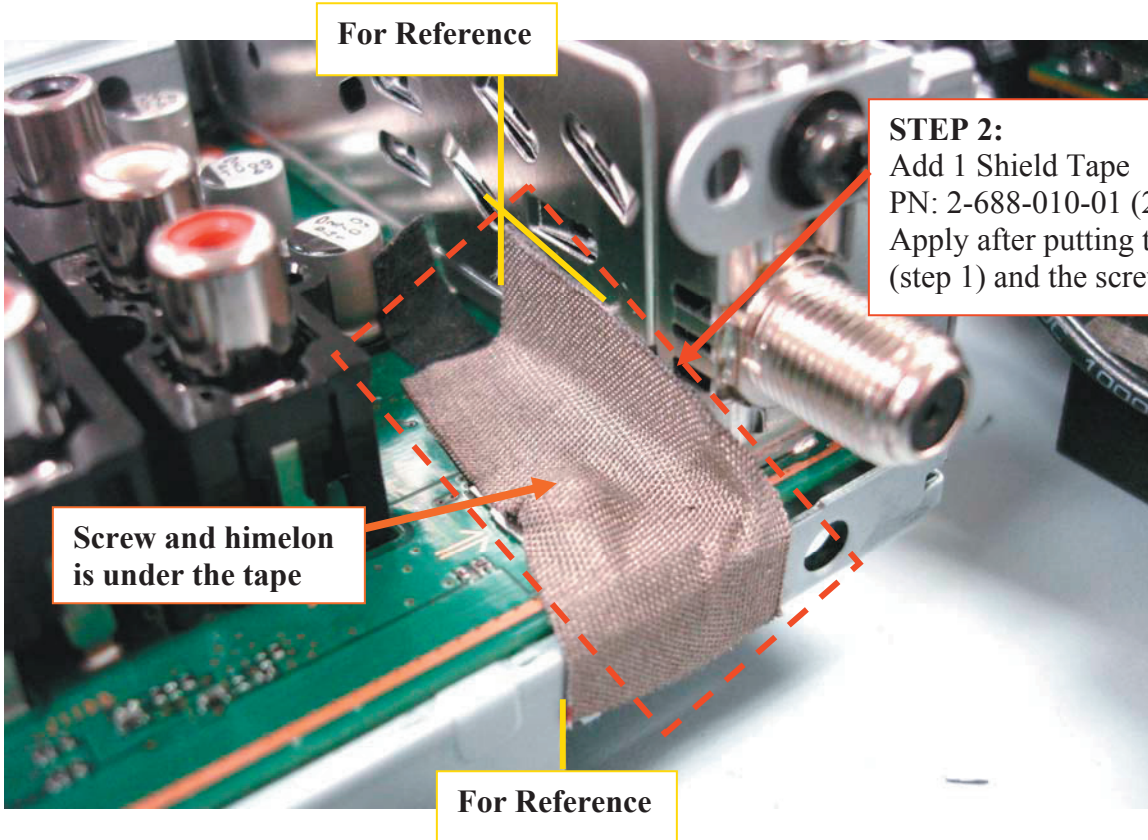
STEP 1:
Add 1 Himelton Tape (LCD)
PN: 2-688-062-01 (8x30mm)

Note: R7853 should be covered
with himelton.

For Reference

Tuner

For Reference: Edge of Tuner




For Reference

STEP 2:
Add 1 Shield Tape
PN: 2-688-010-01 (20x40mm)
Apply after putting the himelton
(step 1) and the screw.

Screw and himelton
is under the tape


For Reference

KDL-32M3000/32ML130 ONLY
OVERALL VIEW




KDL-32M3000/32ML130 ONLY

GROUND CABLE




LVDS CONNECTOR

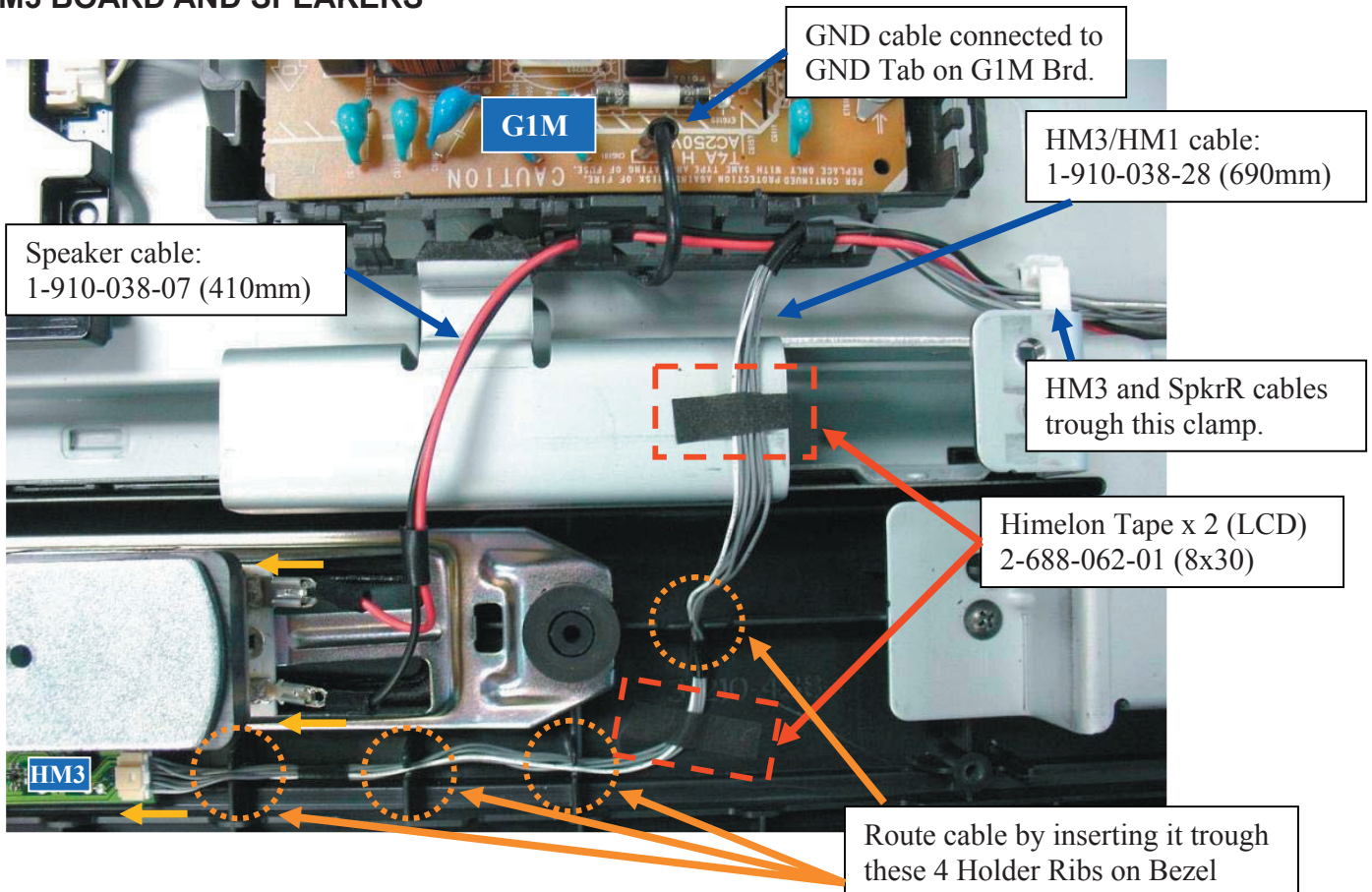


KDL-32M3000/32ML130 ONLY

LVDS CONNECTOR (CONTINUED)




HM3 BOARD AND SPEAKERS



KDL-32M3000/32ML130 ONLY


HM3 BOARD AND SPEAKERS (CONTINUED)



HM3 cable and SpkrL cable trough this clamp.

Himelon Tape (LCD)
2-688-062-01 (8x30)

Reference




Different Angle

Ferrite Core (146908911)
ZCAT 1730-0730


Completely cover Ferrite and grab the HM3 cable using:
Himelon Core Sheet (A)
2-688-014-01

KDL-32M3000/32ML130 ONLY

INVERTER BOARD CONNECTORS




Inverter cable 1-910-038-31 (420mm)



KDL-32M3000/32ML130 ONLY

HDMI CONNECTORS



HM3/HM1 cable:
1-910-038-28 (290mm)

HM1

Himelon Tape (LCD)
2-688-062-01 (8x30)

Himelon Position:
Use UL Tape Position
on cable to set the
himelon, DO NOT
STRESS THE CABLE


Reference

Reference

Himelon Tape
2-688-011-01 (15x60)

HM1 cable must go over
LVDS cable

HM1 cable must go
under these wires.




Reference

EMI Gasket on BM Bottom Shield:
GASKET 30x12
2-676-705-01

KDL-32M3000/32ML130 ONLY

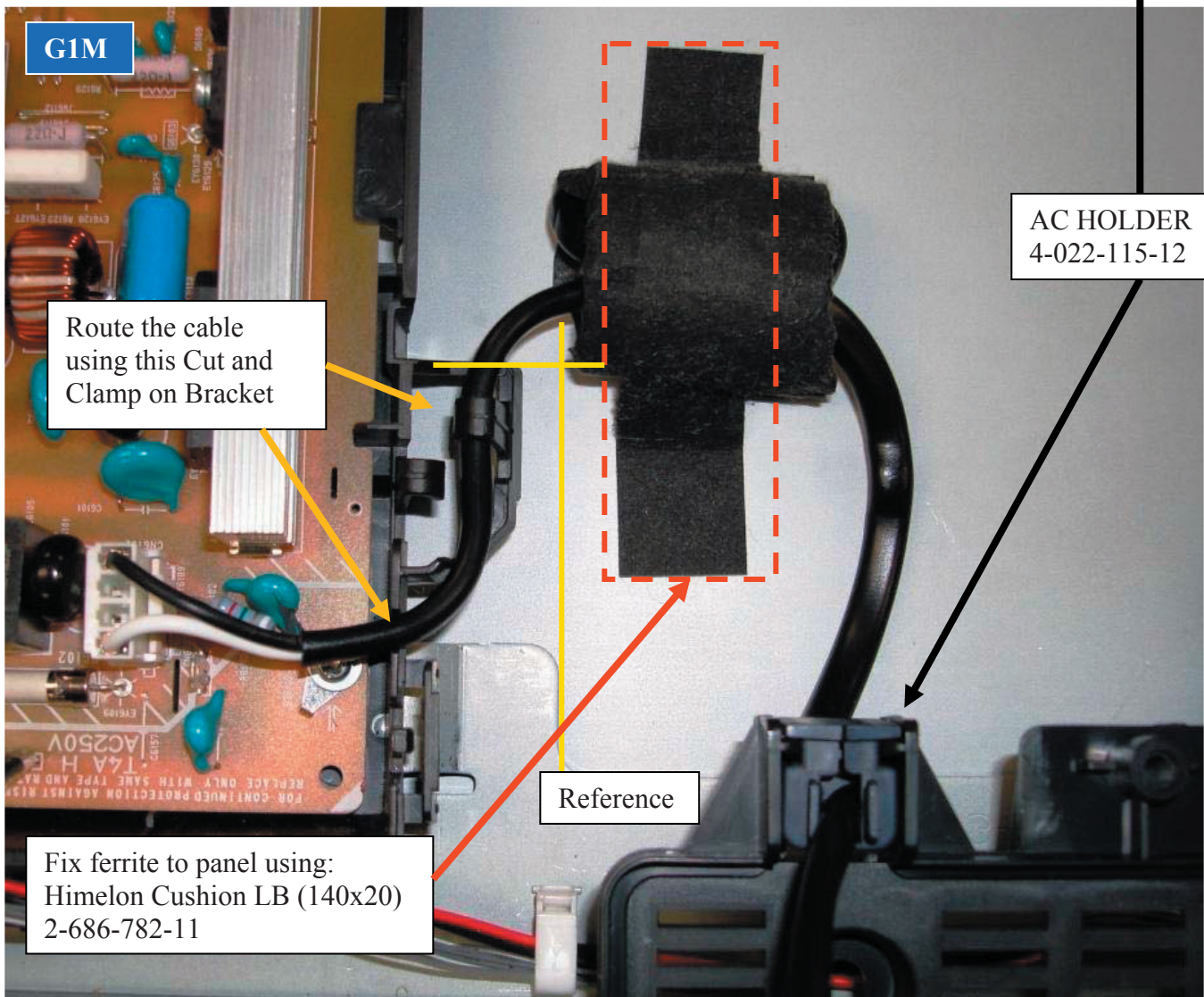

VIDEO CONNECTORS AND GROUND CABLE



KDL-32M3000/32ML130 ONLY



AC CORD CONNECTOR

Ferrite Core (150002111)
ZCAT 3035-1330
Completely cover Ferrite using:
Himelon Cushion LB x 2 (140x20)
2-686-782-11




KDL-32M3000/32ML130 ONLY

SHIELD TAPE PLACEMENT



KDL-32M3000/32ML130 ONLY

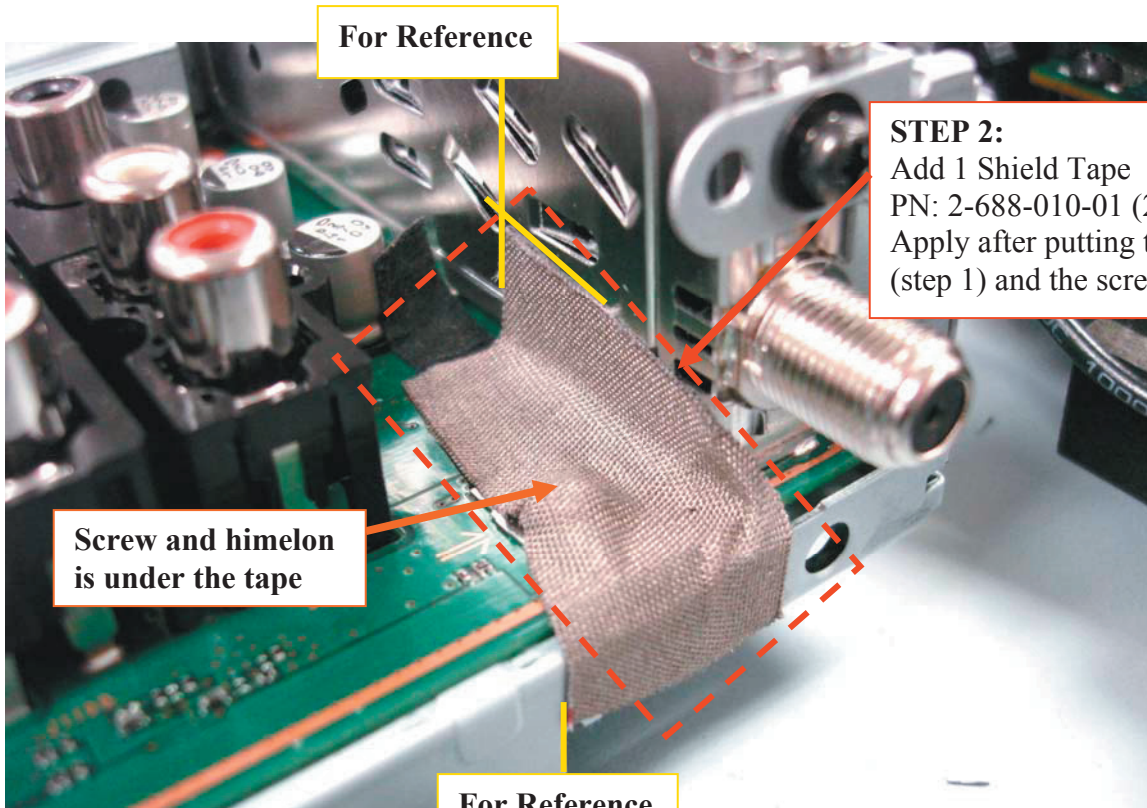
SHIELD TAPE PLACEMENT (CONTINUED)



STEP 1:
Add 1 Himelon Tape (LCD)
PN: 2-688-062-01 (8x30mm)

Note: R7853 should be covered with himelon.

For Reference: Edge of Tuner



STEP 2:
Add 1 Shield Tape
PN: 2-688-010-01 (20x40mm)
Apply after putting the himelon
(step 1) and the screw.


Screw and himelon is under the tape

For Reference

KDL-32M3000/32ML130 ONLY

SHIELD TAPE PLACEMENT (CONTINUED)

For Reference



SECTION 2: SERVICE ADJUSTMENTS

2-1. USING THE REMOTE COMMANDER FOR ELECTRICAL ADJUSTMENTS

To adjust various set features, use the Remote Commander to put the set into service mode to display the service menus and categories.

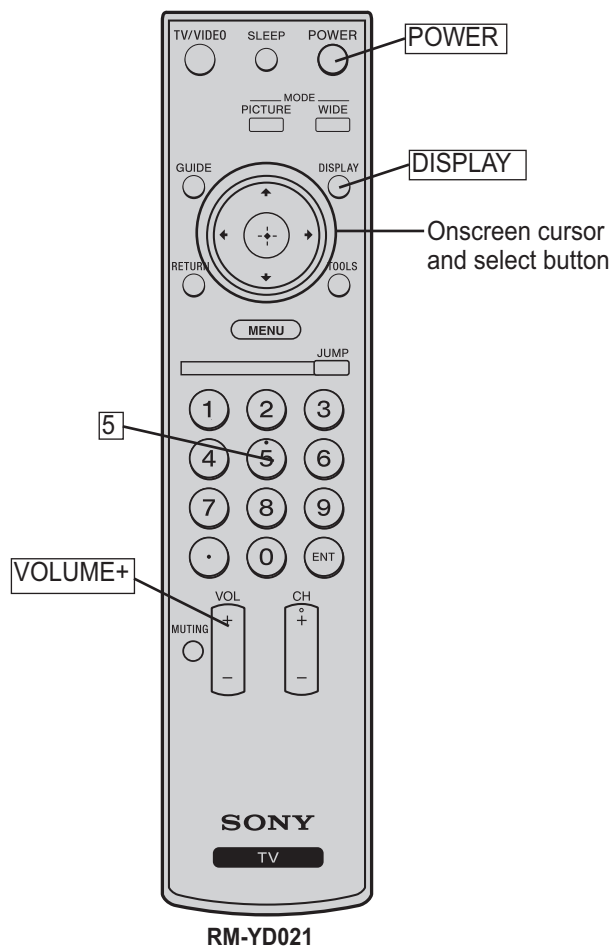
Equipment Needed:

- ✓ Pattern Generator (with component outputs)
- ✓ Oscilloscope
- ✓ Digital multimeter

2-2. ACCESSING SERVICE ADJUSTMENT MODE

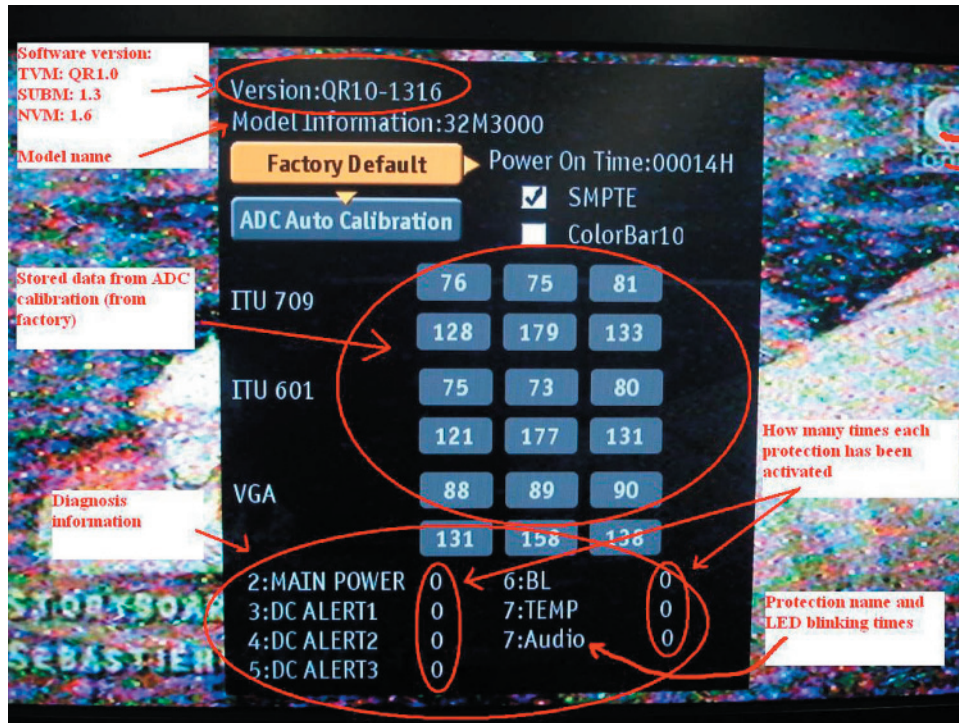
1. TV must be in standby mode. (Power off).
2. To display the service menu, press the following buttons on the Remote Commander within a second of each other:

DISPLAY → Channel **5** → Volume **+** → **POWER**.



2-3. VIEWING THE SERVICE MENUS

Use the Remote Commander to view the BE and Digital service menus options.



Sample Service Menu

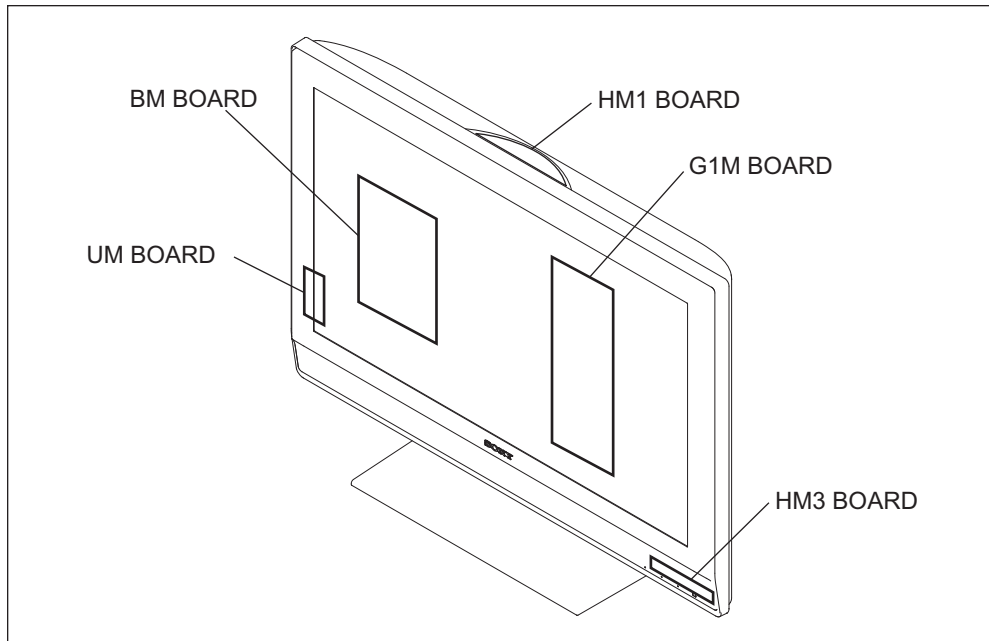
2-4. RESETTING TO FACTORY DEFAULTS

The following instructions restore the User Controls and Channel Memory settings to the preset factory conditions.

1. In Service Mode to select **Factory Default** press \oplus , then to select **Yes** press \oplus .

SECTION 3: DIAGRAMS

3-1. CIRCUIT BOARDS LOCATION



3-2. PRINTED WIRING BOARDS AND SCHEMATIC DIAGRAMS INFORMATION

All capacitors are in μF unless otherwise noted. pF : μF 50WV or less are not indicated except for electrolytics and tantalums.

All electrolytics are in 50V unless otherwise specified.

All resistors are in ohms. $\text{k}\Omega=1000\Omega$, $\text{M}\Omega=1000\text{k}\Omega$


Indication of resistance, which does not have one for rating electrical power, is as follows: Pitch : 5mm

Rating electrical power : $\frac{1}{4}$ W

$\frac{1}{4}$ W in resistance, $\frac{1}{10}$ W and $\frac{1}{16}$ W in chip resistance.

 : nonflammable resistor

 : fusible resistor

 : internal component

 : panel designation and adjustment for repair

 : earth ground

 : earth-chassis

All variable and adjustable resistors have characteristic curve B, unless otherwise noted.

Readings are taken with a color-bar signal input.

Readings are taken with a $10\text{M}\Omega$ digital multimeter.

Voltages are DC with respect to ground unless otherwise noted.

Voltage variations may be noted due to normal production tolerances.

All voltages are in V.


S : Measurement impossibility.


 : B+line.


 : B-line. (Actual measured value may be different).


 : signal path. (RF)


Circled numbers are waveform references.

The components identified by shading and  symbol are critical for safety. Replace only with part number specified.

The symbol  indicates a fast operating fuse and is displayed on the component side of the board. Replace only with fuse of the same rating as marked.

Les composants identifiés par un trame et une marque  sont critiques pour la sécurité. Ne les remplacer que par une pièce portant le numéro spécifié.

Le symbole  indique une fusible à action rapide. Doit être remplacé par une fusible de même valeur, comme marqué.

NOTE: The components identified by a red outline and a  mark contain confidential information. Specific instructions must be adhered to whenever these components are repaired and/or replaced.
See Appendix A: Encryption Key Components in the back of this manual.

REFERENCE INFORMATION

RESISTOR

: RN METAL FILM
 : RC SOLID
 : FPRD NONFLAMMABLE CARBON
 : FUSE NONFLAMMABLE FUSIBLE
 : RW NONFLAMMABLE WIREWOUND
 : RS NONFLAMMABLE METAL OXIDE
 : RB NONFLAMMABLE CEMENT
 : ※ ADJUSTMENT RESISTOR

CAPACITOR

: TA TANTALUM
 : PS STYROL
 : PP POLYPROPYLENE
 : PT MYLAR
 : MPS METALIZED POLYESTER
 : MPP METALIZED POLYPROPYLENE
 : ALB BIPOLAR
 : ALT HIGH TEMPERATURE
 : ALR HIGH RIPPLE

COIL

: LF-8L MICRO INDUCTOR

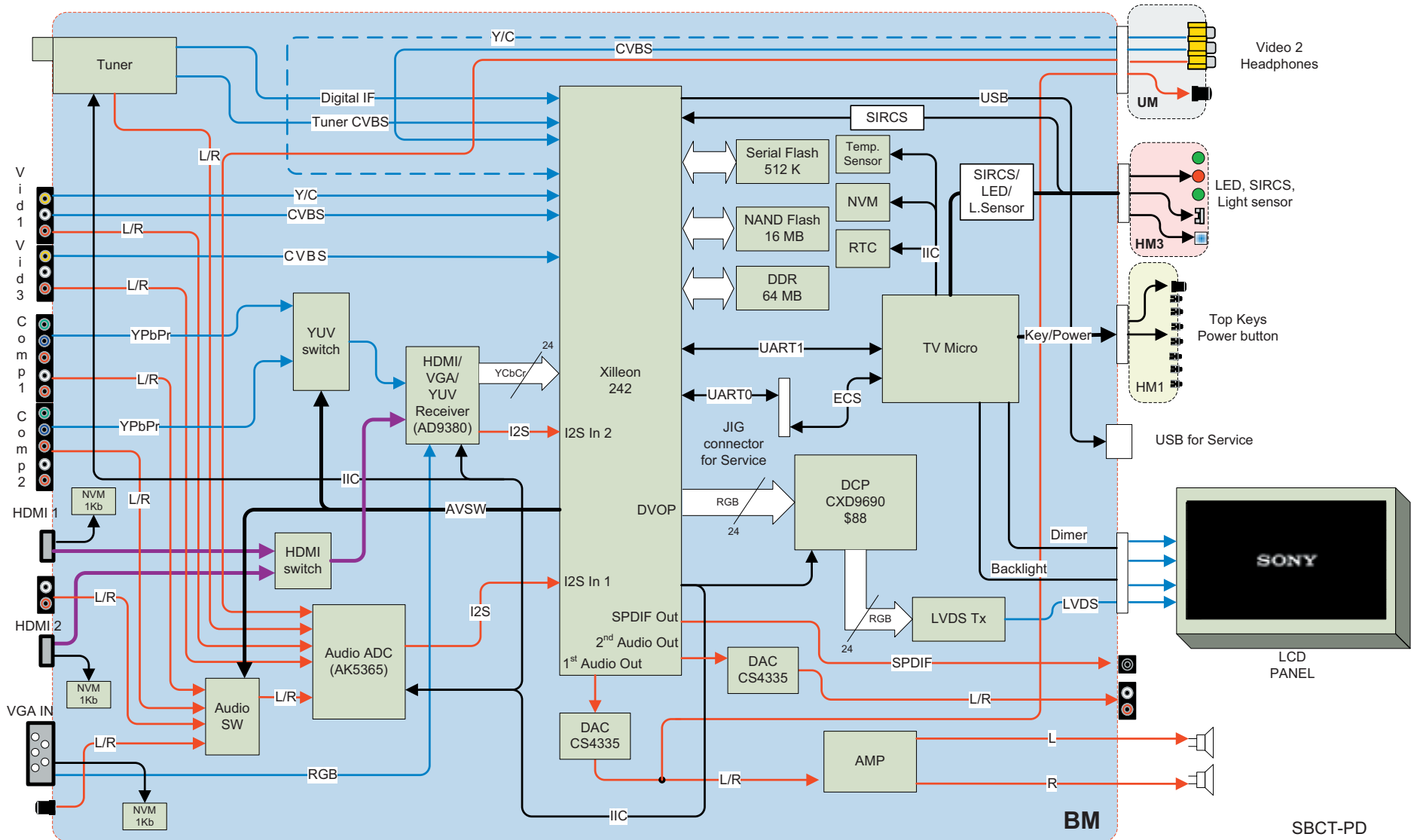
Terminal name of semiconductors in silk screen printed circuit (※)

	Device	Printed symbol	Terminal name	Circuit
1	Transistor		Collector Base Emitter	
2	Transistor		Collector Base Emitter	
3	Diode		Cathode Anode	
4	Diode		Cathode Anode (NC)	
5	Diode		Cathode Anode (NC)	
6	Diode		Common Anode Cathode	
7	Diode		Common Anode Cathode	
8	Diode		Common Anode Anode	
9	Diode		Common Anode Anode	
0	Diode		Common Cathode Cathode	
!j	Diode		Common Cathode Cathode	
!TM	Diode		Anode Anode Cathode Cathode	
!£	Transistor (FET)		Drain Source Gate	
!Ç	Transistor (FET)		Drain Source Gate	
!?	Transistor (FET)		Source Drain Gate	
!§	Transistor		Emitter Collector Base	
!¶	Transistor		C2 B1 E1 E2 B2 C1	
!•	Transistor		C1 B2 E2 E1 B1 C2	
!a	Transistor		C1 B2 E2 E1 B1 C2	
@°	Transistor		C1 B2 E2 E1 B1 C2	
@₁	Transistor		E2 B1 E1 C2 C1(B2)	
@TM	Transistor		(B2) B1 E1 E2 C1 C2	
@£	Transistor		(B2) E2 E1 B1 C2 C1	
—	Discrete semiconductot			

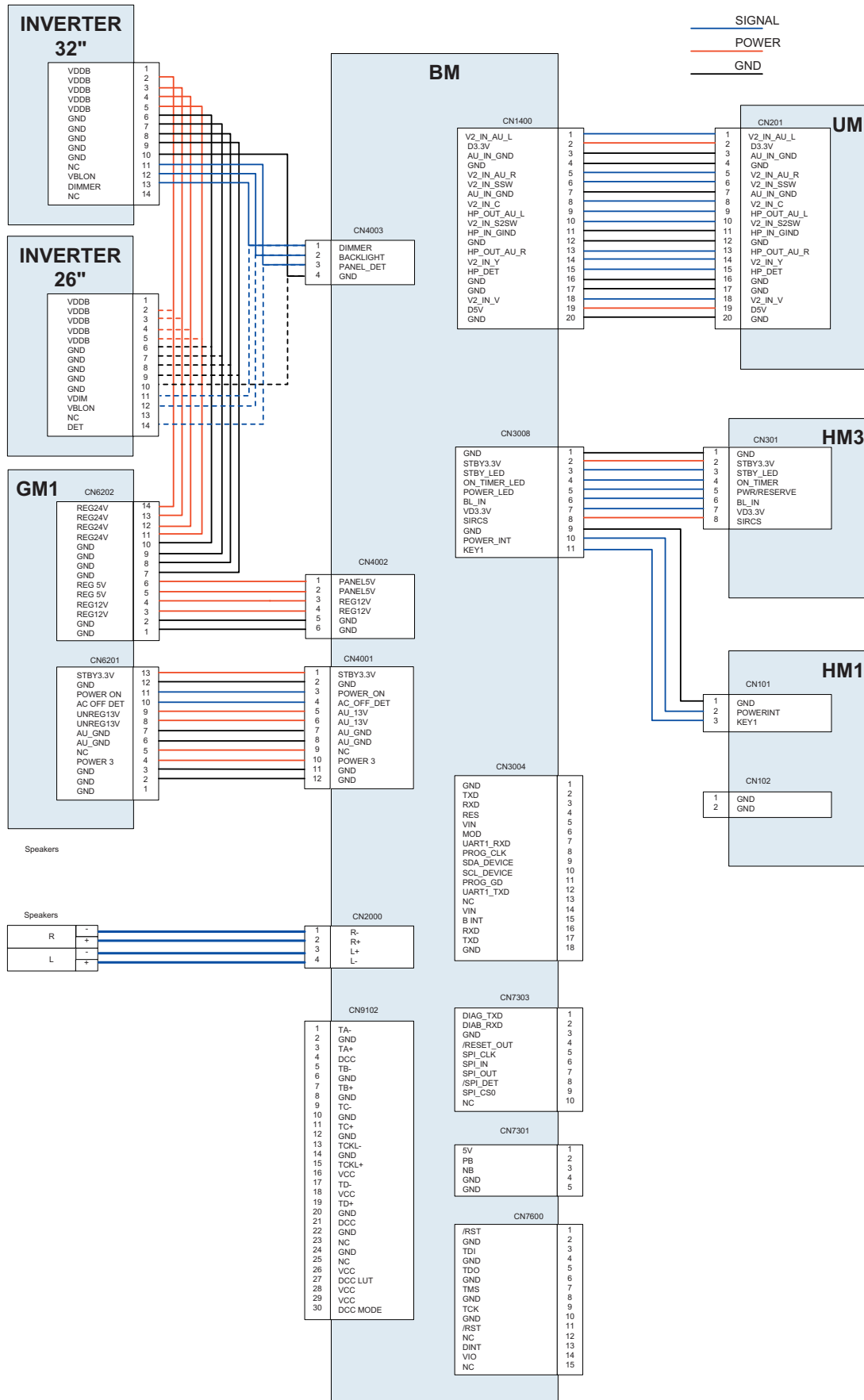
(Chip semiconductors that are not actually used are included.)

Ver.1.6

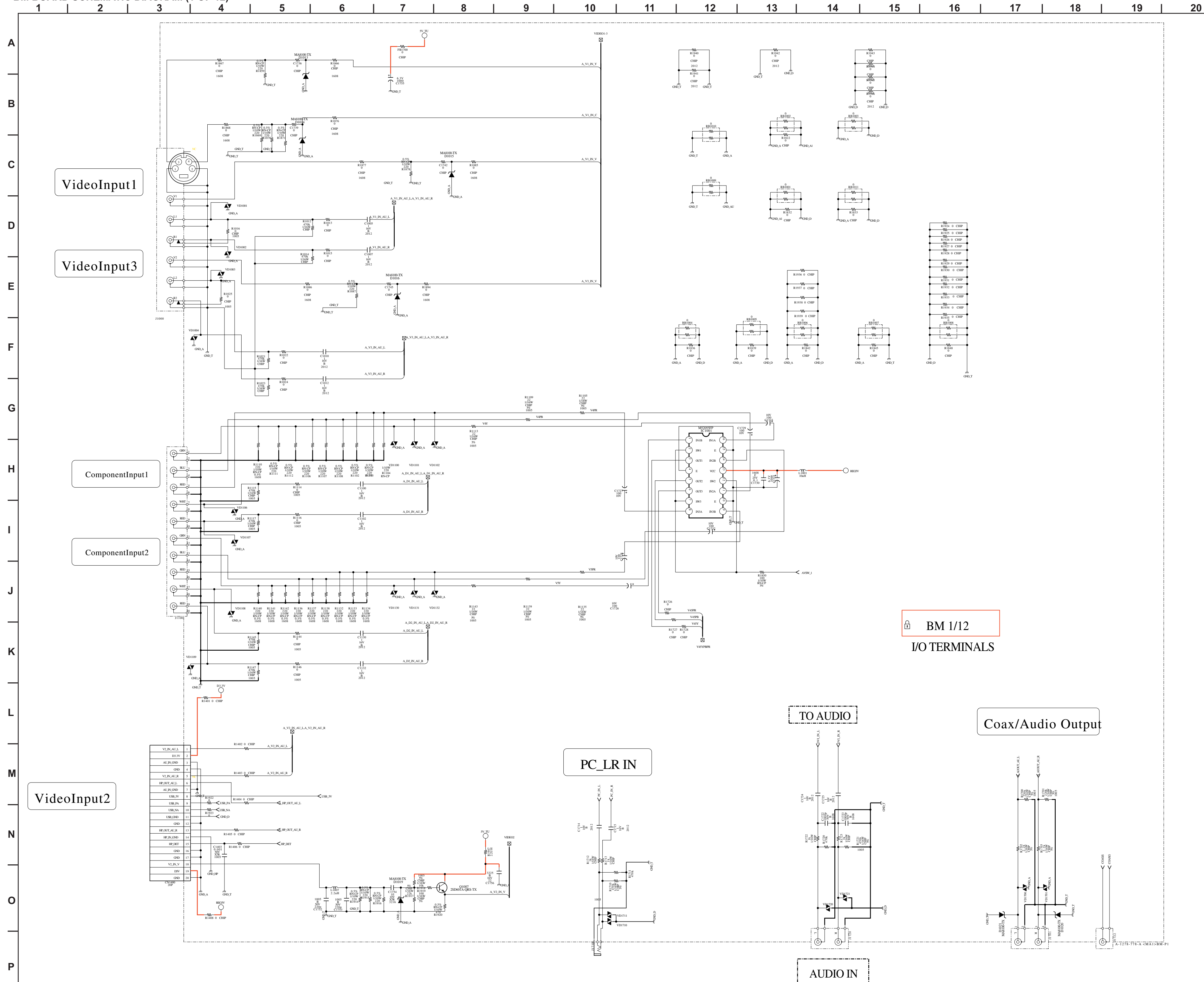
3-3. BLOCK DIAGRAM



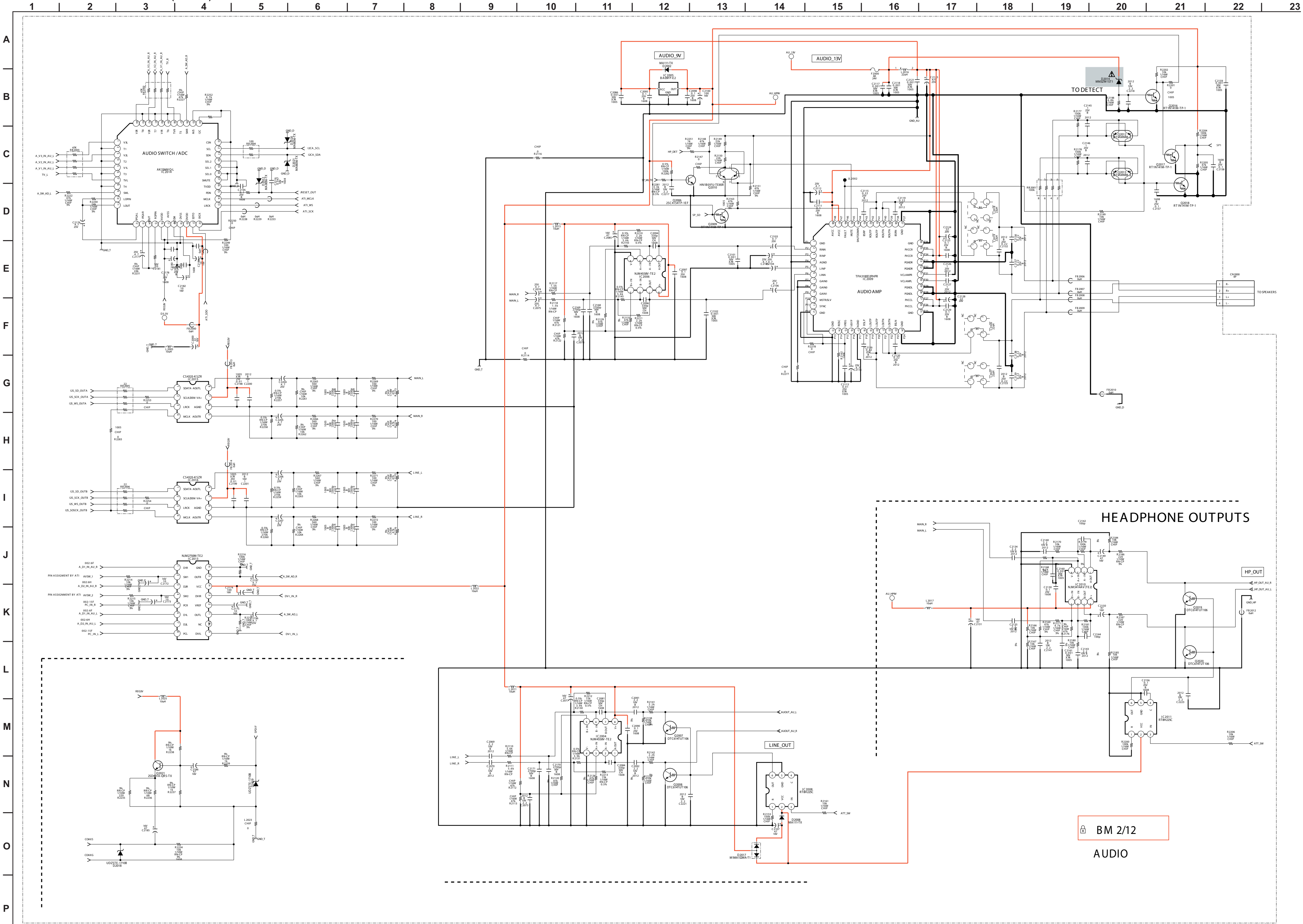
3-4. CONNECTION DIAGRAM



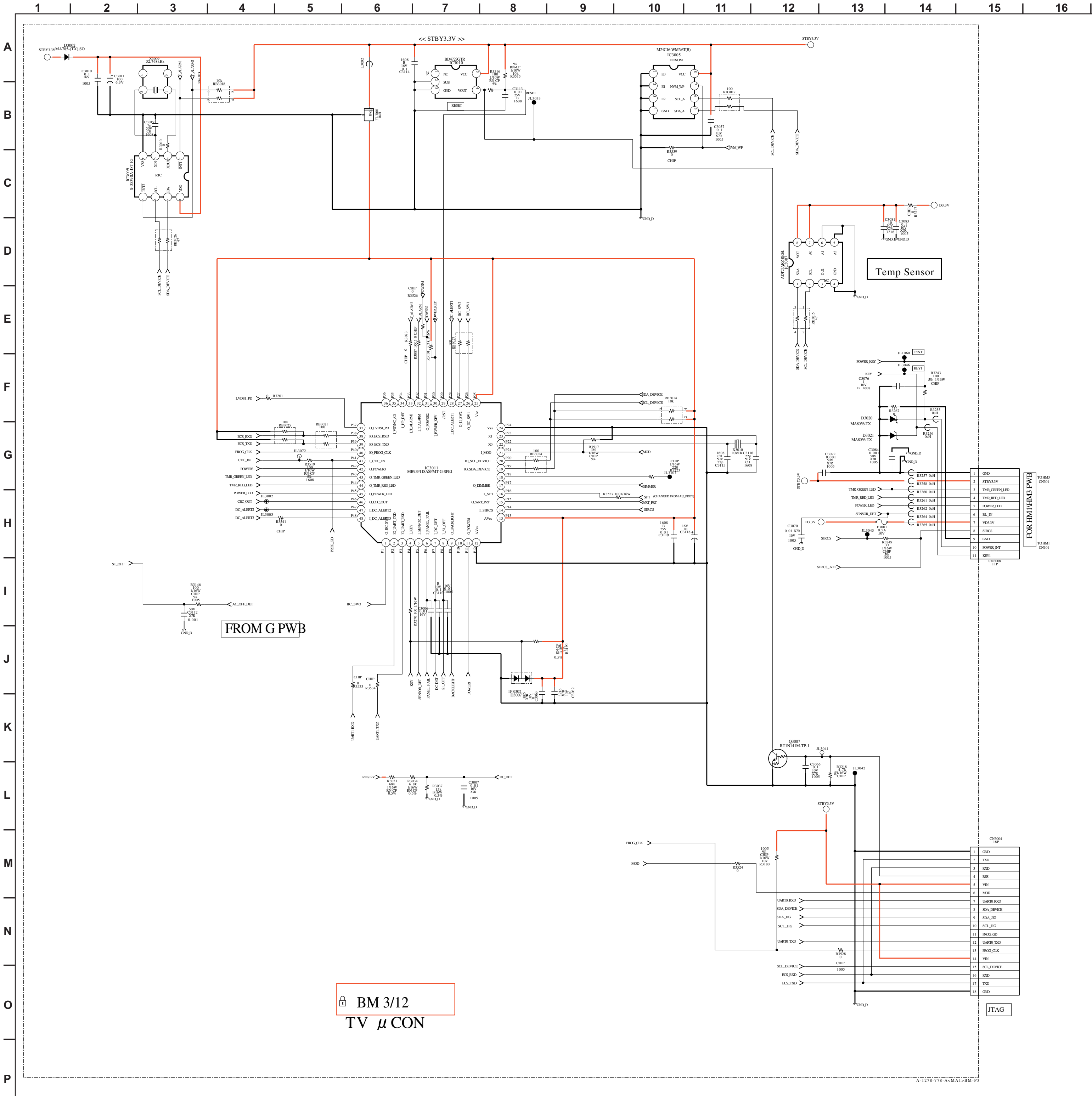
3-5. SCHEMATICS AND SUPPORTING INFORMATION
BM BOARD SCHEMATIC DIAGRAM (1 OF 12)



BM BOARD SCHEMATIC DIAGRAM (2 OF 12)



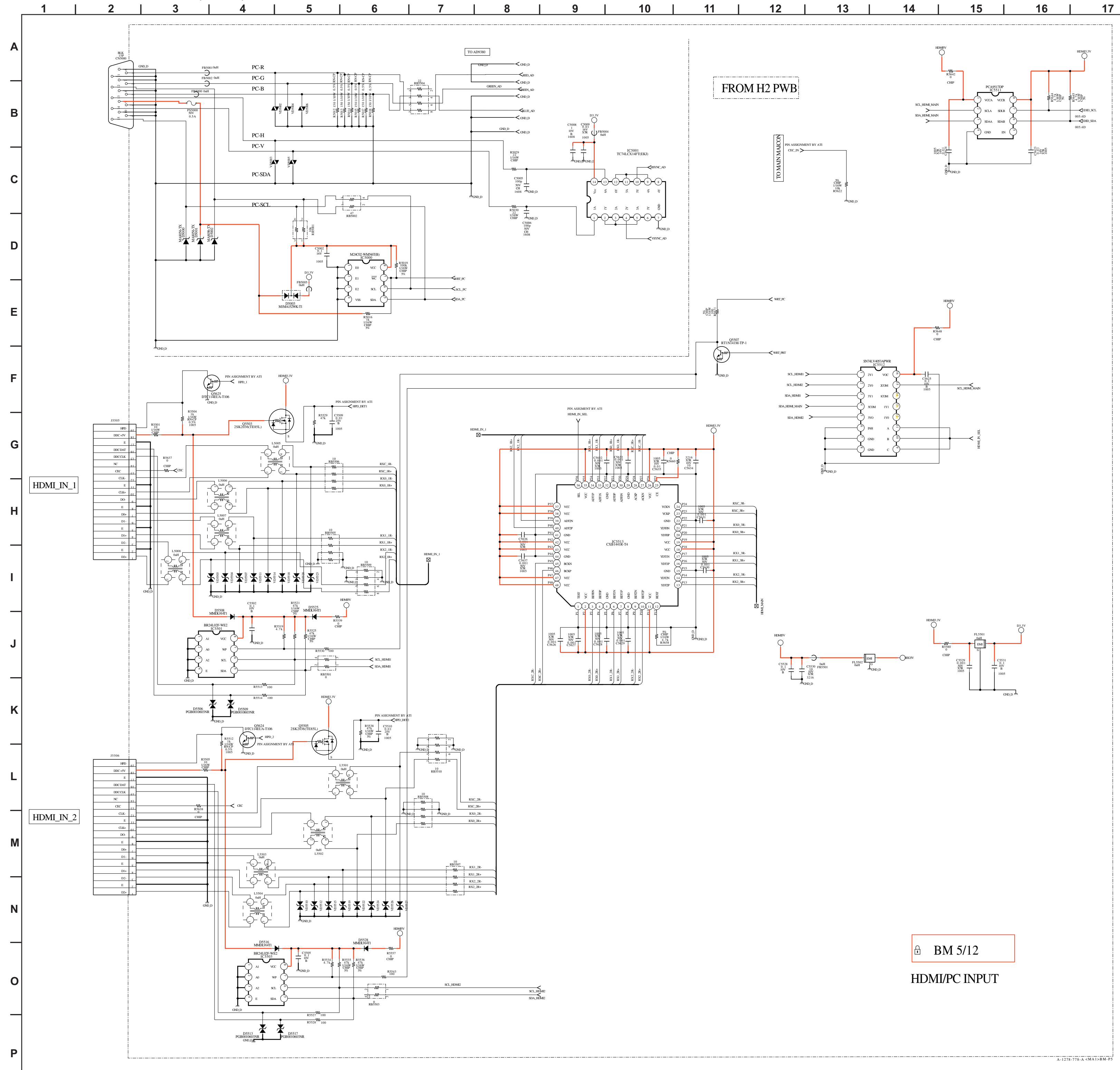
BM BOARD SCHEMATIC DIAGRAM (3 OF 12)



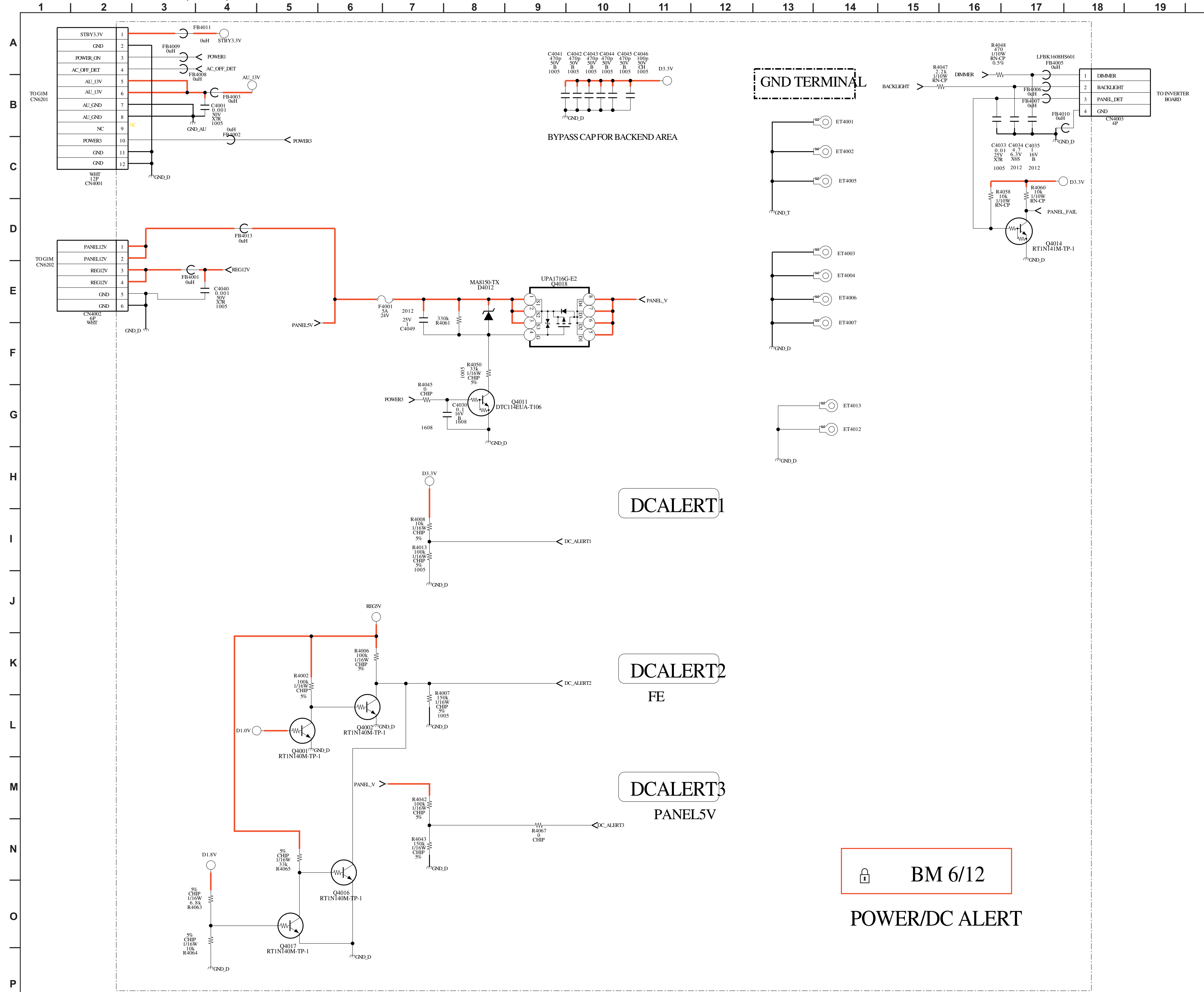
BM 3/12
TV μ CON

JTAG

BM BOARD SCHEMATIC DIAGRAM (5 OF 12)



BM BOARD SCHEMATIC DIAGRAM (6 OF 12)

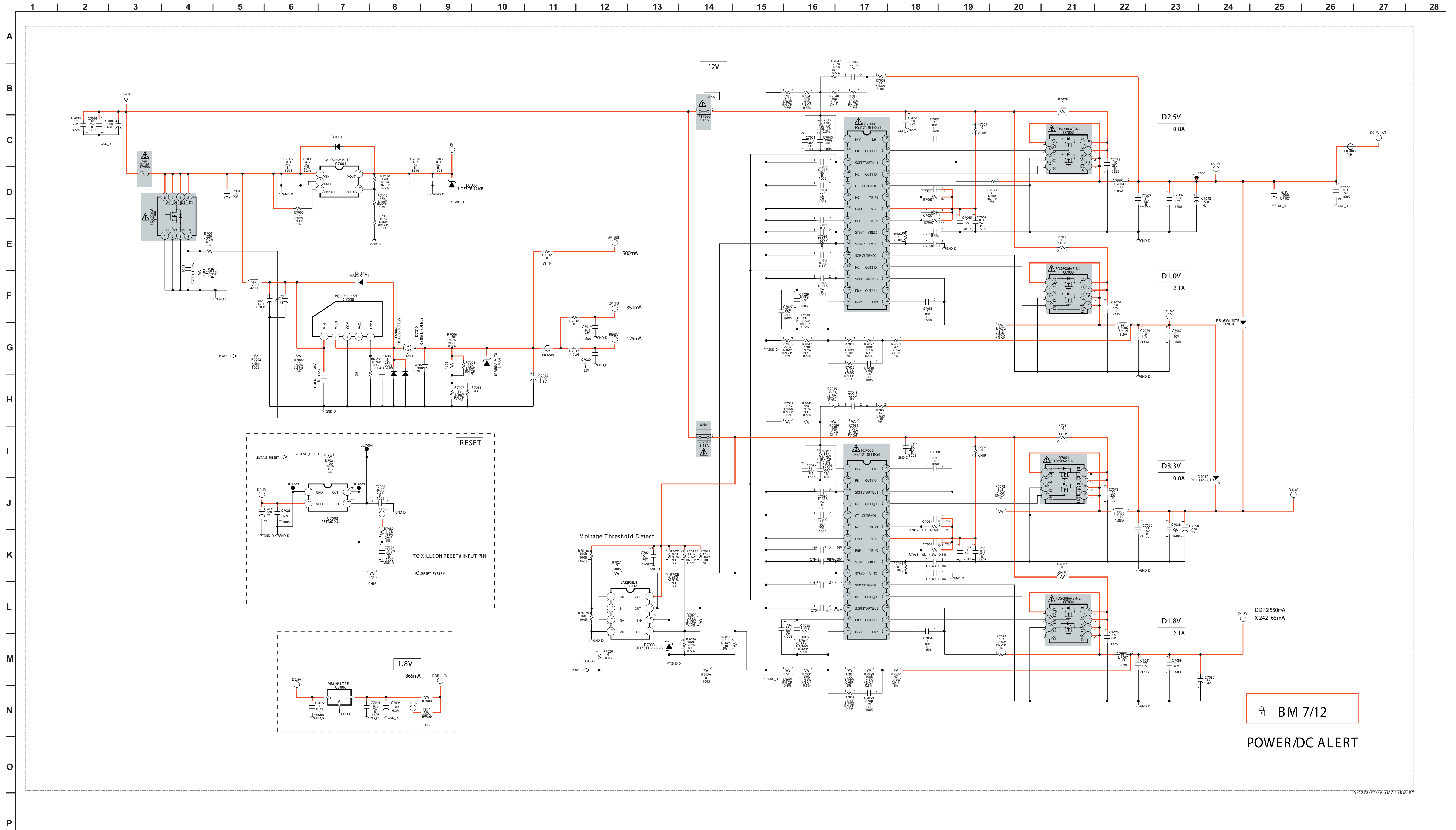


BM 6/12

POWER/DC ALERT

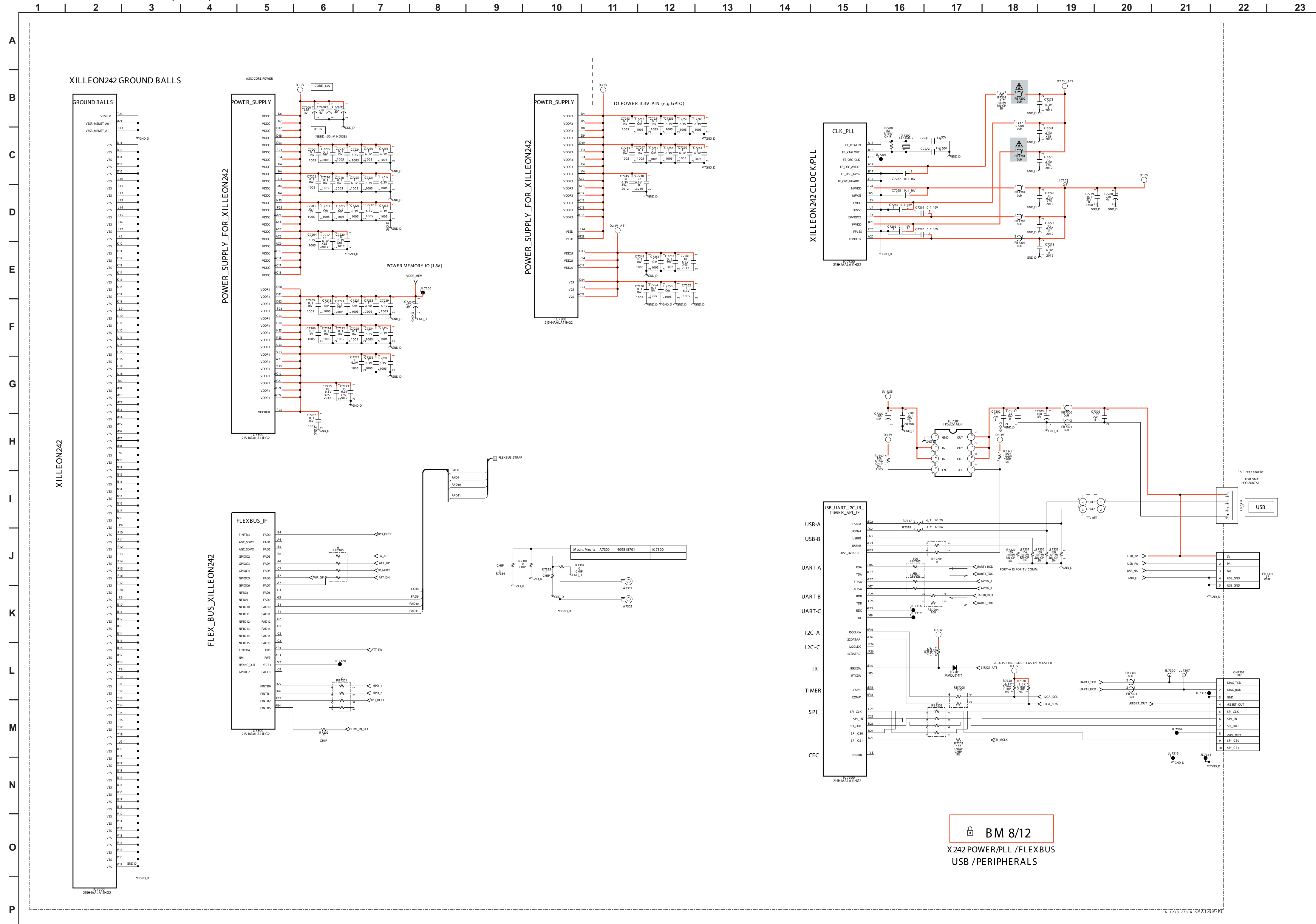
A-1278-778-A <MA1>BM-P6

BM BOARD SCHEMATIC DIAGRAM (7 OF 12)



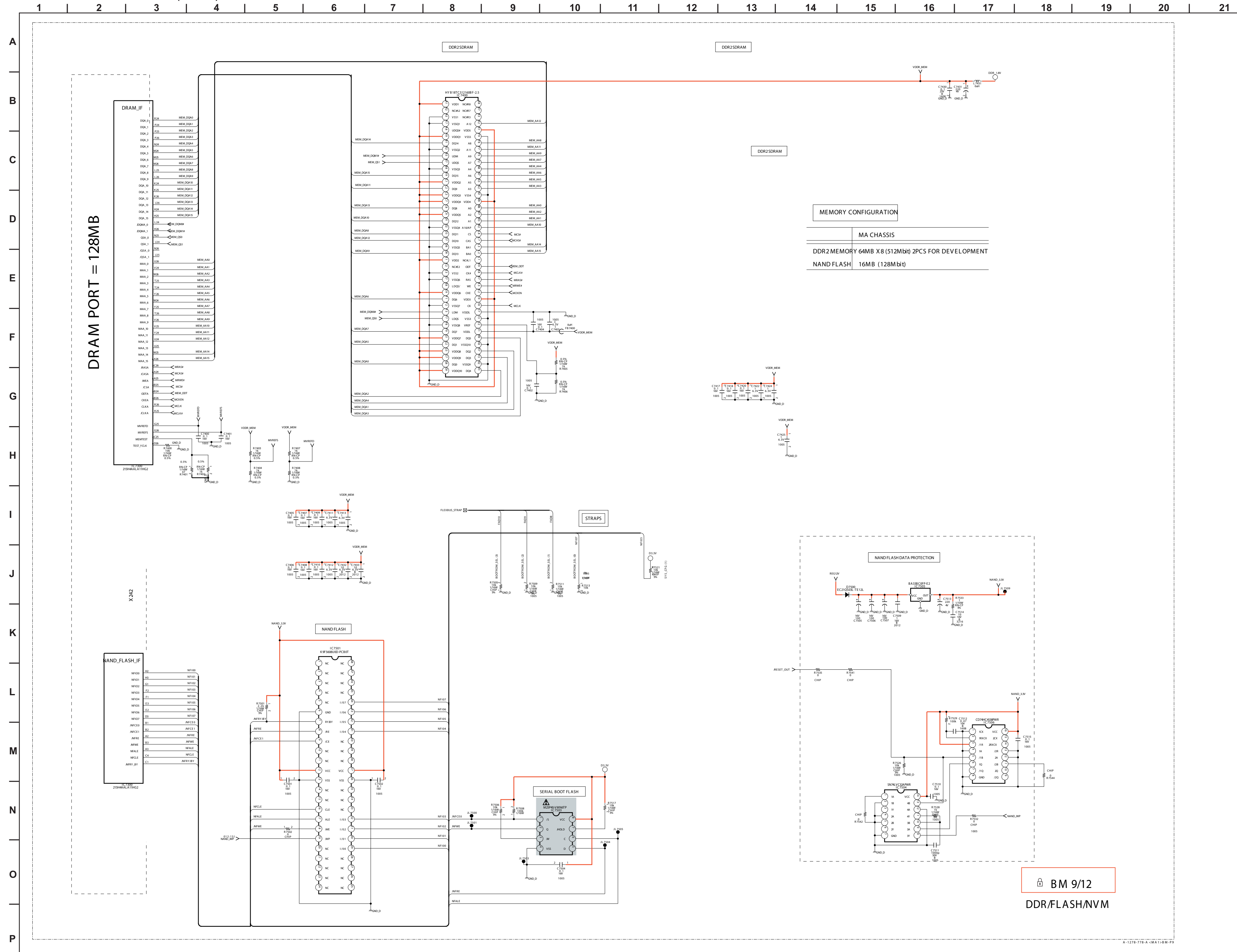
BM 7/12
POWER/DC ALERT

BM BOARD SCHEMATIC DIAGRAM (8 OF 12)



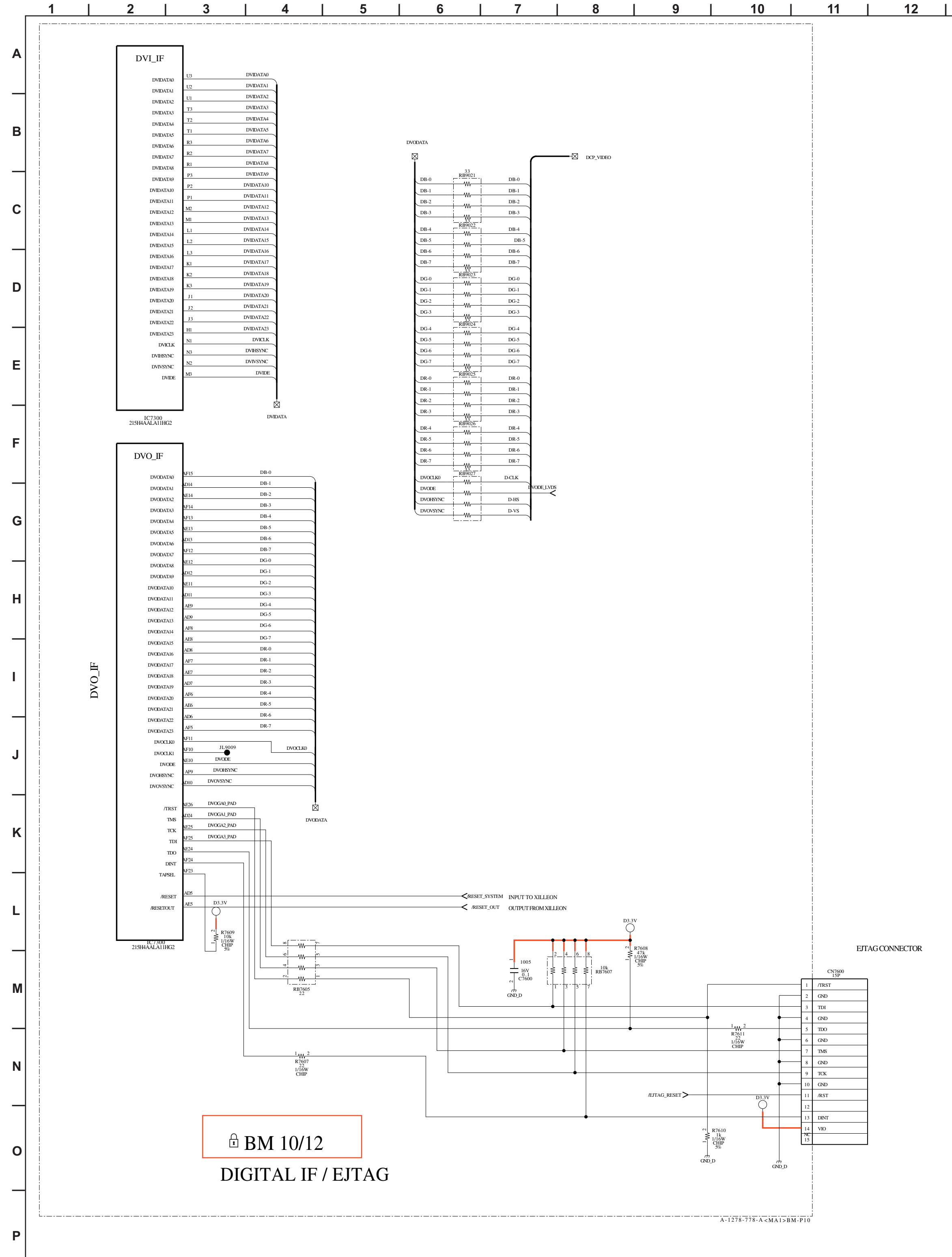
BM 8/12
 X242 POWER/PLL / FLEXBUS
 USB / PERIPHERALS

BM BOARD SCHEMATIC DIAGRAM (9 OF 12)

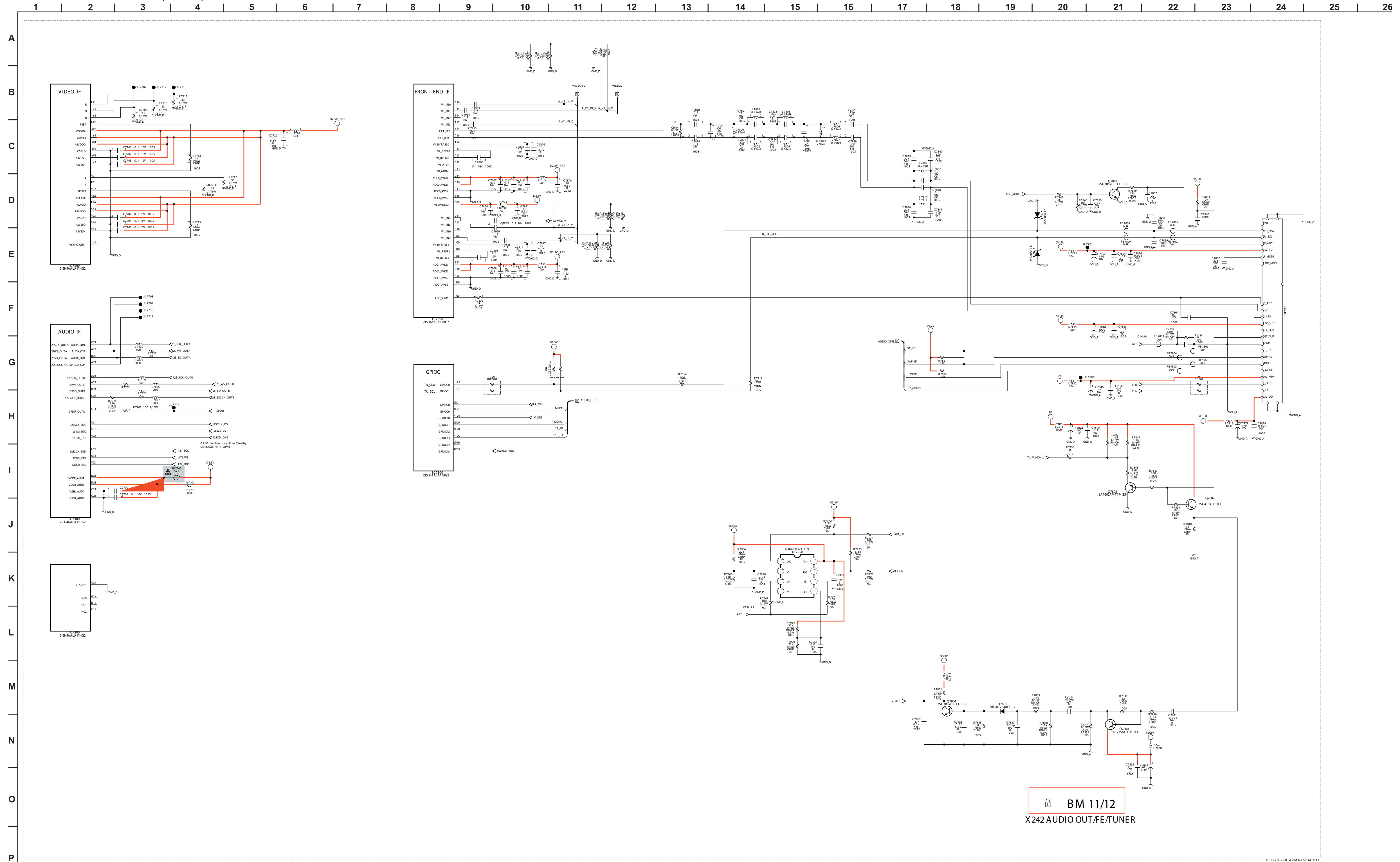


BM 9/12
DDR/FLASH/NVM

BM BOARD SCHEMATIC DIAGRAM (10 OF 12)

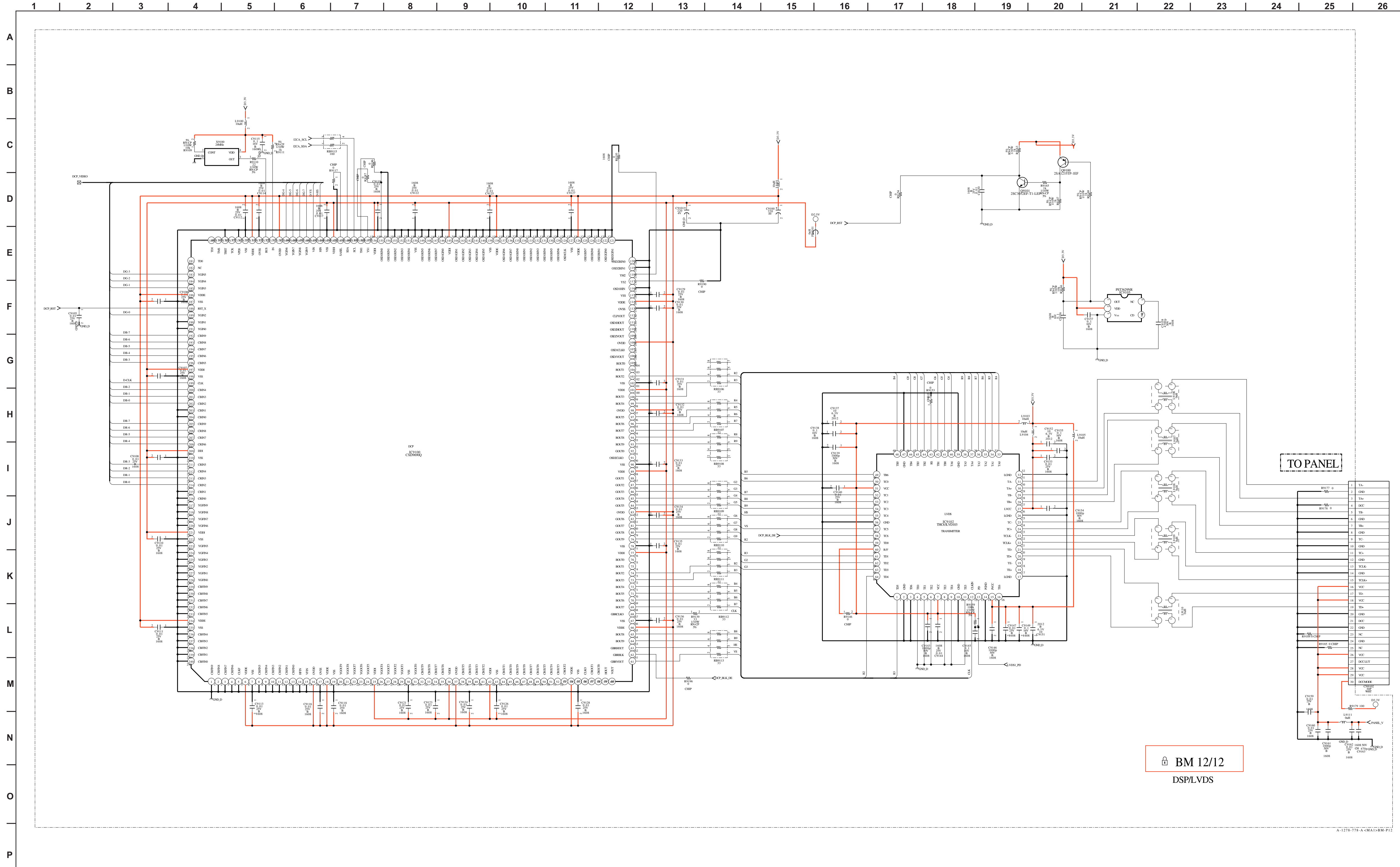


BM BOARD SCHEMATIC DIAGRAM (11 OF 12)

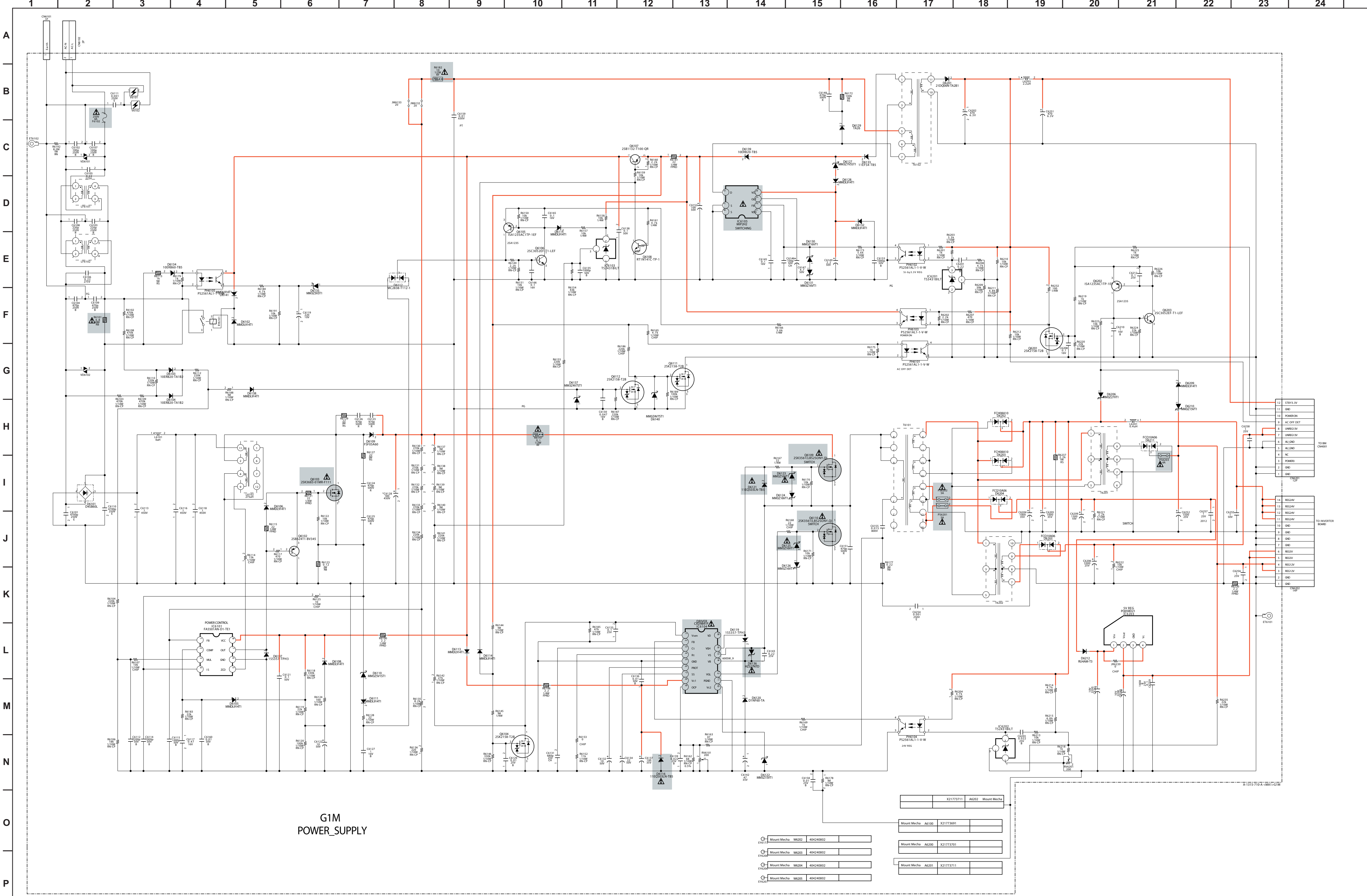


BM 11/12
X 242 AUDIO OUT/FE/TUNER

BM BOARD SCHEMATIC DIAGRAM (12 OF 12)



G1M BOARD SCHEMATIC DIAGRAM

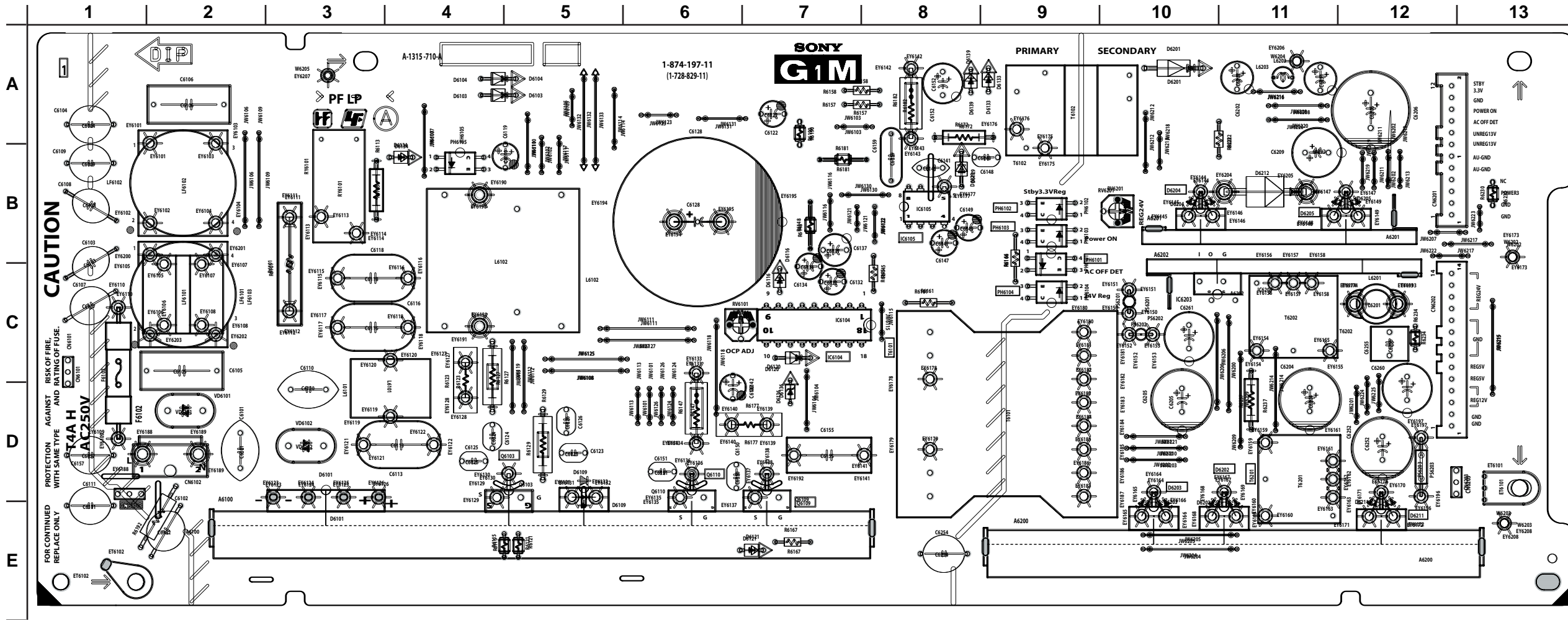


G1M POWER_SUPPLY

Mount Macho W602	40440802	Mount Macho A630	K2177301
Mount Macho W603	40440802	Mount Macho A630	K2177301
Mount Macho W604	40440802	Mount Macho A620	K2177301
Mount Macho W605	40440802	Mount Macho A620	K2177301

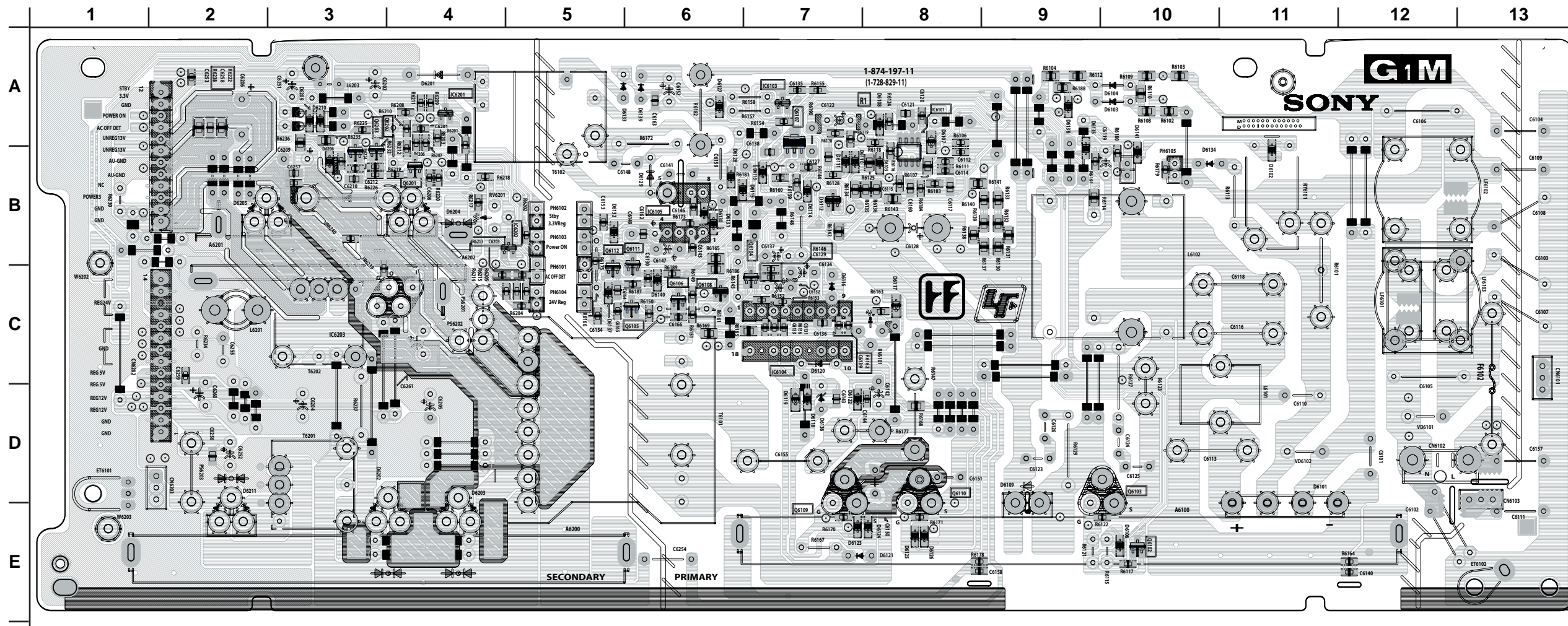
G1M

[POWER SUPPLY] COMPONENT SIDE

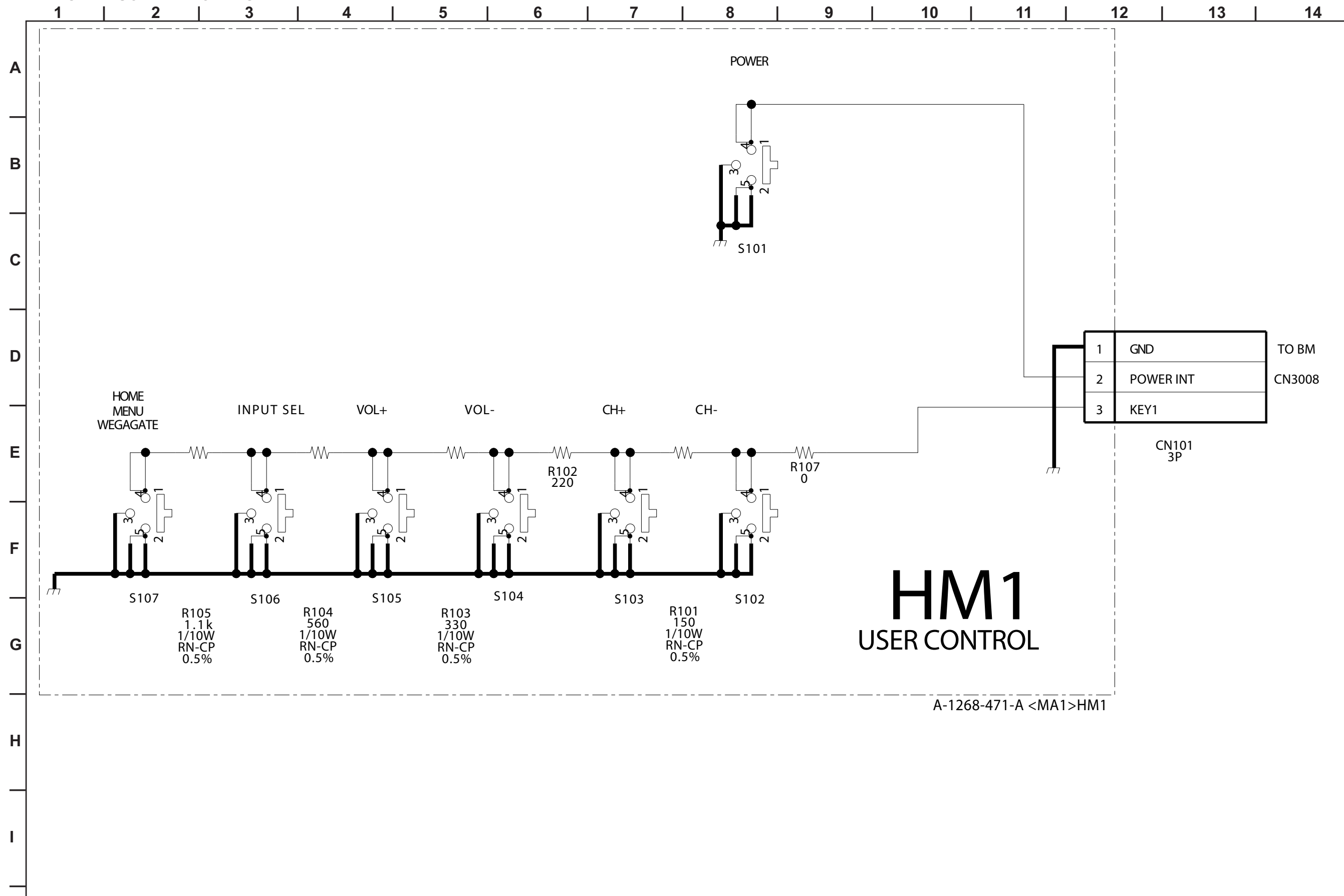


G1M

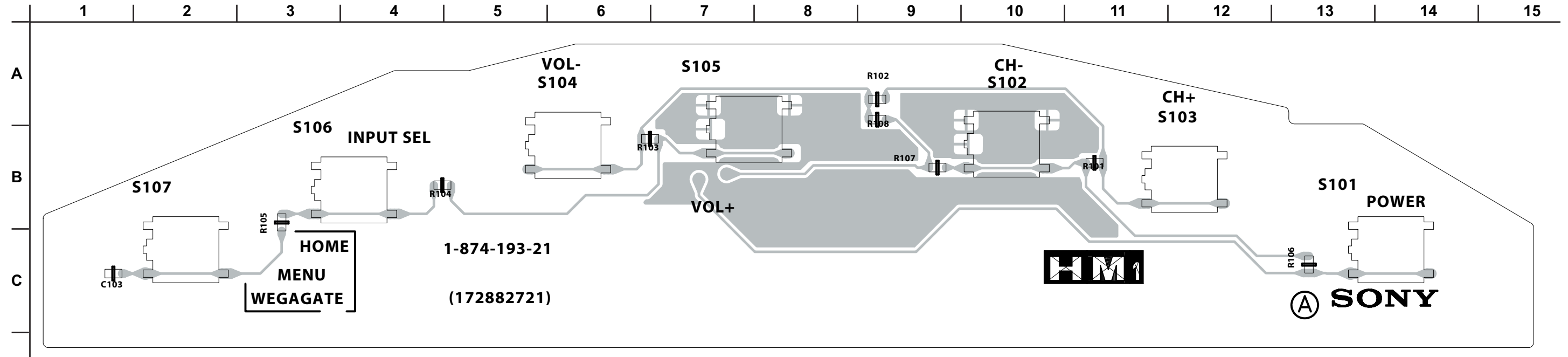
[POWER SUPPLY]
CONDUCTOR SIDE



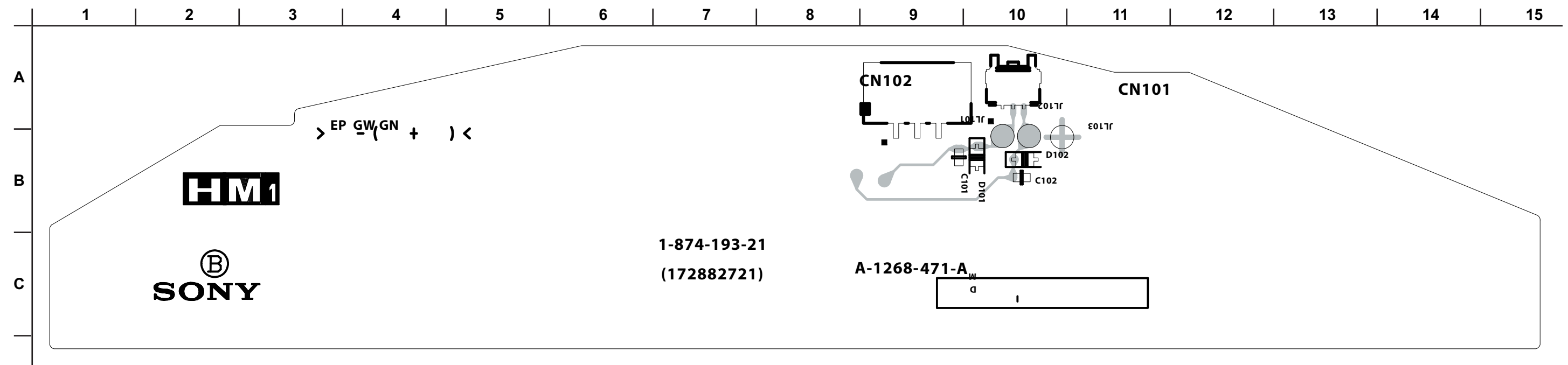
HM1 BOARD SCHEMATIC DIAGRAM



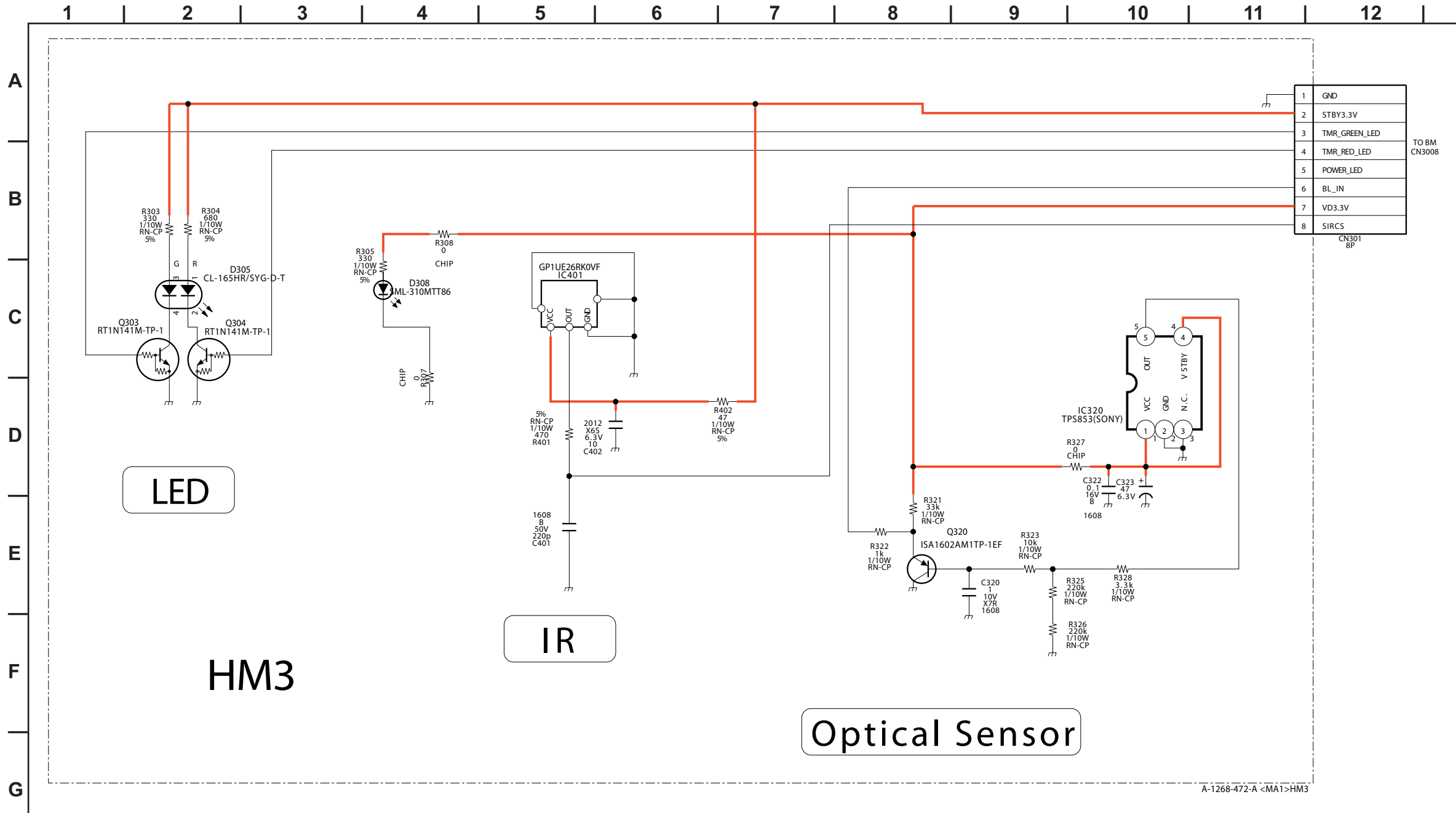
HM1 [USER CONTROL]
COMPONENT SIDE



HM1 [USER CONTROL]
CONDUCTOR SIDE



HM3 BOARD SCHEMATIC DIAGRAM



1	GND
2	STBY3.3V
3	TMR_GREEN_LED
4	TMR_RED_LED
5	POWER_LED
6	BL_IN
7	VD3.3V
8	SIRCS

TO BM
CN3008

CN301
8P

LED

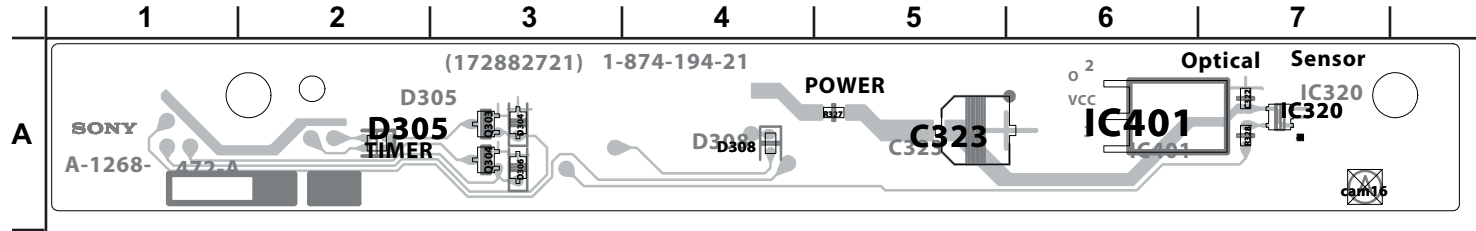
IR

Optical Sensor

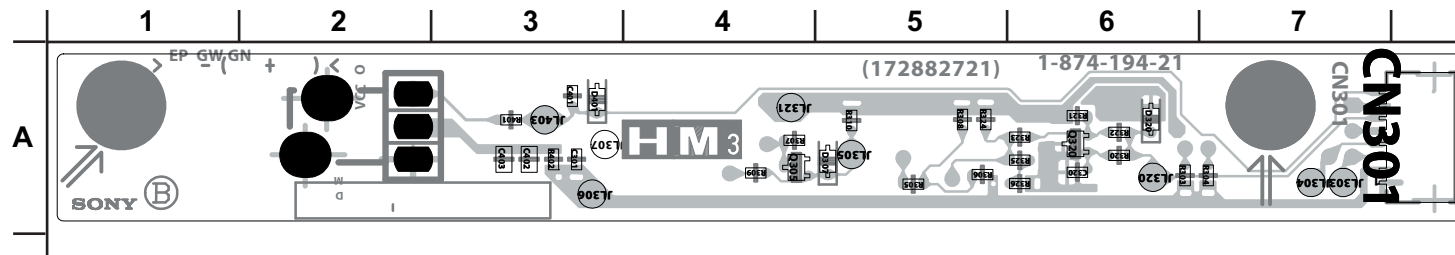
HM3

A-1268-472-A <MA1>HM3

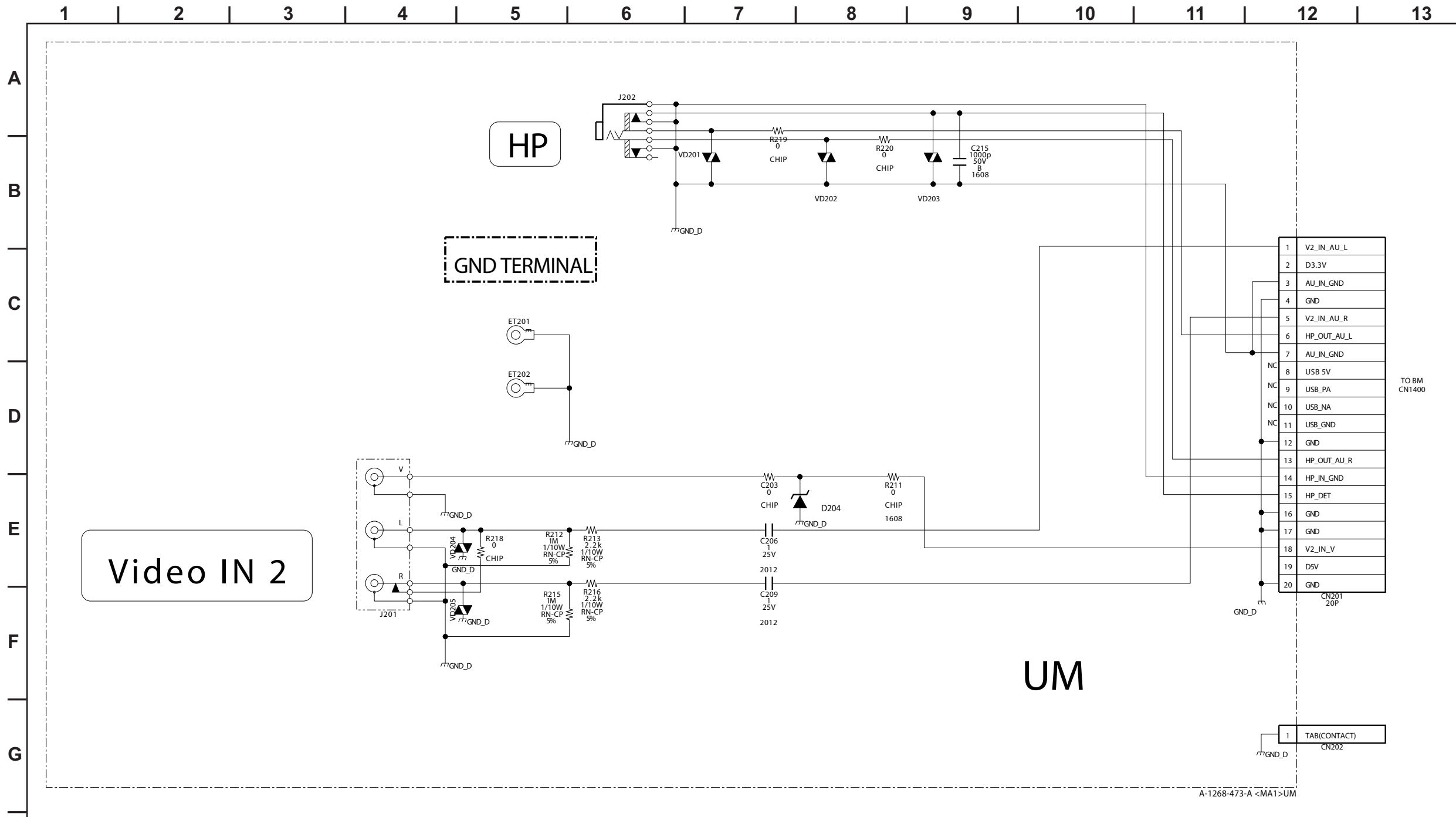
HM3 [OPTICAL SENSOR]
COMPONENT SIDE



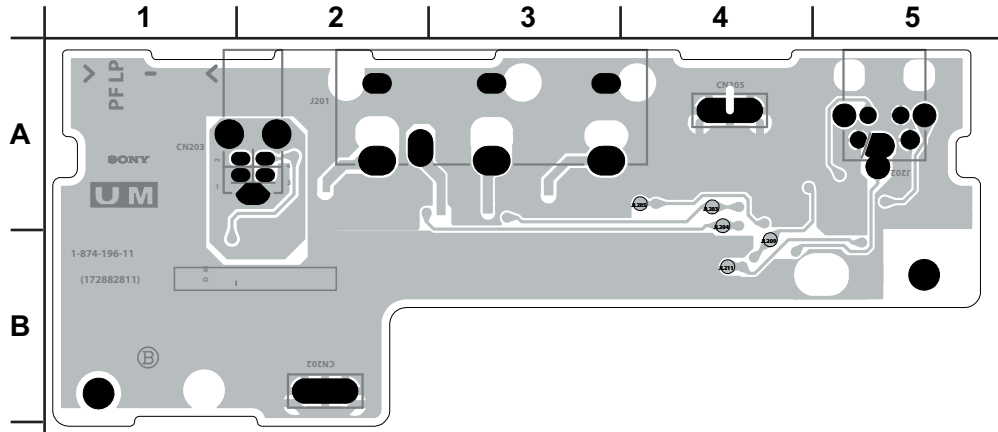
HM3 [OPTICAL SENSOR]
CONDUCTOR SIDE



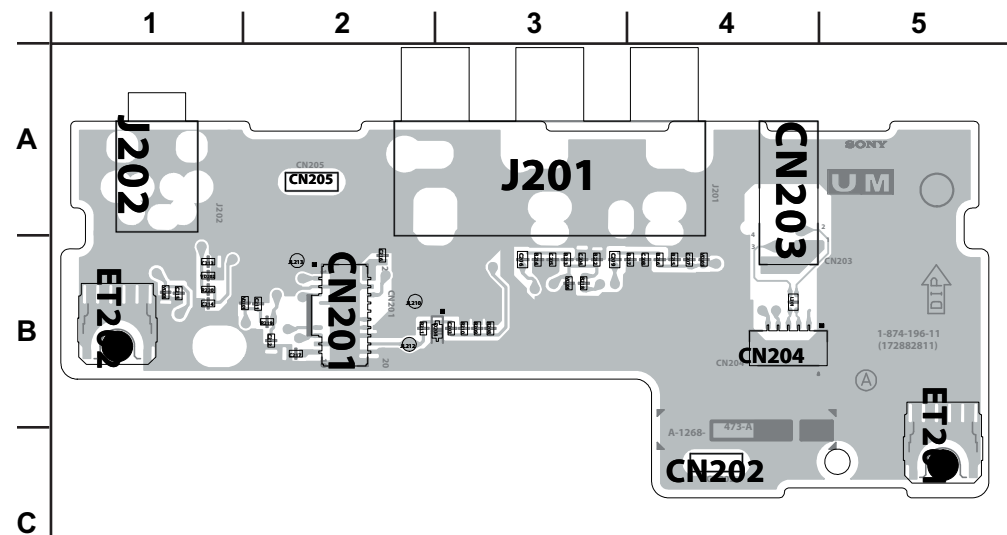
UM BOARD SCHEMATIC DIAGRAM



UM [VIDEO 2 IN]
COMPONENT SIDE



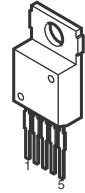
UM [VIDEO 2 IN]
CONDUCTOR SIDE



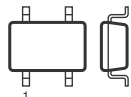
3-6. SEMICONDUCTORS

IC

BA00AST-V5

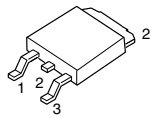


BA05FP-E2
BA09FP-E2
S-1111B33MC-NYSTFG
S-80928CNMC-G8YT2G
TC7SZ125FU(TE85R)

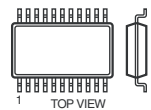


5Pin CHIP

BA18BC0FP-E2
BA25BC0FP-E2

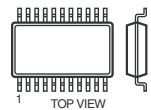


BR24L02F-WE2
CS4335-KSZR
FA5501N-TE1
LM75CIMX-3
M24128-BWMN6T(A)
M24C02-WMN6T(B)
NJM2521V(TE2)
NJM3414AV(TE2)
RC4558DR
RC4558PWR



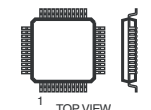
8Pin SOP

CD4052BNSR
FMS6418AM16X



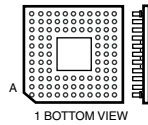
16Pin SOP

CXA2188Q-T4



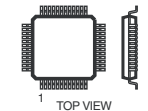
40Pin QFP

EM6A9320BI-5MG



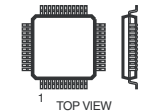
144Pin PGA

HD6433692A39FXV
HD64F3694FXV-DA4
TPA3004D2PHPR



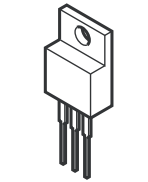
48Pin QFP

HD64F2378-12681-01

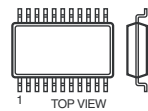


144Pin QFP

L88M05T-FA-TL

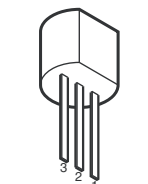


M52347FP-TE

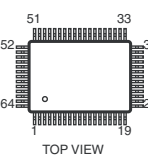


20Pin SOP

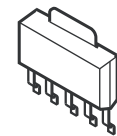
MM1431ATT



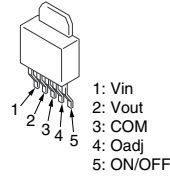
NJW1149AFH1



PQ1CY1032ZP

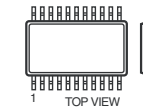


PQ1CZ41H2ZPH




1: Vin
2: Vout
3: COM
4: Oadj
5: ON/OFF

RV5C387A-E2-FB

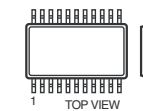


SH9993CTG100



100Pin QFP

SN74LV132APWR
SN74LVC14APWR



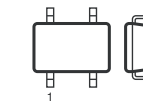
14Pin SOP

STR-A6169



8Pin DIP

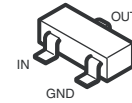
TK11819MTL



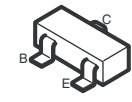
6Pin CHIP

TRANSISTOR

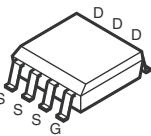
DTC114EU
DTC114EUAFT106



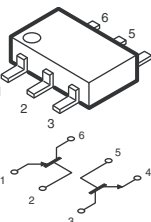
DTC114EUA-T106
DTC115EUA-T106
DTC144WKA-T146
DTC314TK-T-146
DTC323TK
DTC323TKT146
MUN2211T1
MUN2212T1
MUN5213T1
PDTC114EK-115
UN2211
2PA1576R-115
2PC4081R-115
2PD601AR-115
2SA1037AK-T146-QR
2SA1037AK-T146-R
2SA1576A-T106-QR
2SA1774R
2SA1774TL-QR
2SC1623-L5L6
2SC2412K-T-146-QR
2SC4081-R
2SC4081T106R
2SC4617R
2SC4617TL-QR
2SD2114K
2SD601A-Q-TX



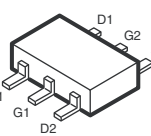
FDS6690A



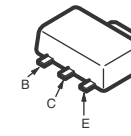
HN1B01FU-TE85R



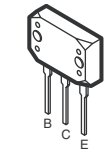
SSM6N15FU(TE85R)



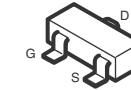
2SB1122-S
2SB1122-ST-TD-E
2SD1621-ST
2SD1621ST-TD-E



2SD2114KT146

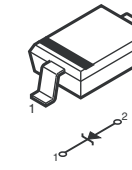


2SK2158-T2B

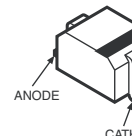


DIODE

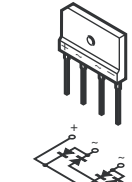
BAS316-115
EP05FA20
MM3Z10VT1
MM3Z11VT1
MM3Z13VT1
MM3Z18VST1
MM3Z22VT1
MM3Z2V4T1
MM3Z5V6ST1
MM3Z6V2ST1
MM3Z6V8ST1
MM3Z8V2ST1



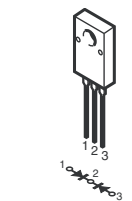
BAT54HT1
DTZ10B
HZU5.6GTRF
MA113-(TX)
MMDL914T1
RD5.6SB-T1
UDZ-TE-17-18B
UDZ-TE-17-6.2B
UDZ-TE-17-6.8B



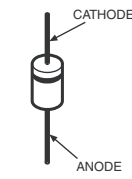
D10SBS4
D10SBS4F
D2SB60A-F04
D4SB60L



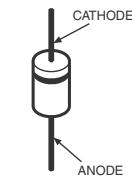
D10SC6M



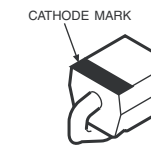
D1NL40-TA2
D1NL40-TR2
ERA22-08



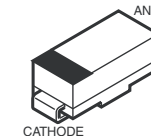
D1NS6
D1NS6-TR
ERA22-06AVRBT
UF4005PKG23
10ERB20-TB3
1N5404TU



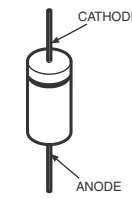
EC10QS-04
EC10QS04-TE12L5



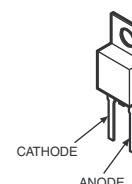
EC21QS03L-TE12L
P6SMBJ30A-5
PTZ-TE25-3.9B



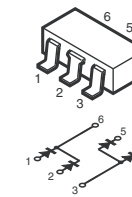
ERA22-08KFLB



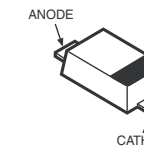
FSF05A60



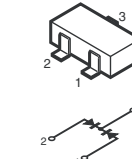
HN1D03FU-TE85L
HN1D03FU-TE85R



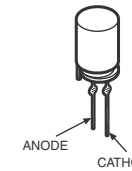
M1FM3



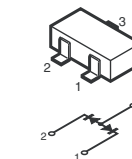
MA132WK
MA132WK-TX
MA151WK-TX
1SS184



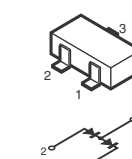
UDZSTE-1710B



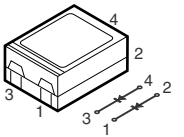
UMZ16NT106



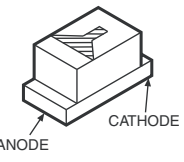
1PS302



SML-020MVT-T86



SML-310LTT86





SECTION 4: EXPLODED VIEWS


Components not identified by a part number or description are not stocked because they are seldom required for routine service.

The component parts of an assembly are indicated by the reference numbers in the far right column of the parts list and within the dotted lines of the diagram.

* Items marked with an asterisk are not stocked since they are seldom required for routine service. Expect some delay when ordering these components.

NOTE: The components identified by shading and  mark are critical for safety. Replace only with part number specified.

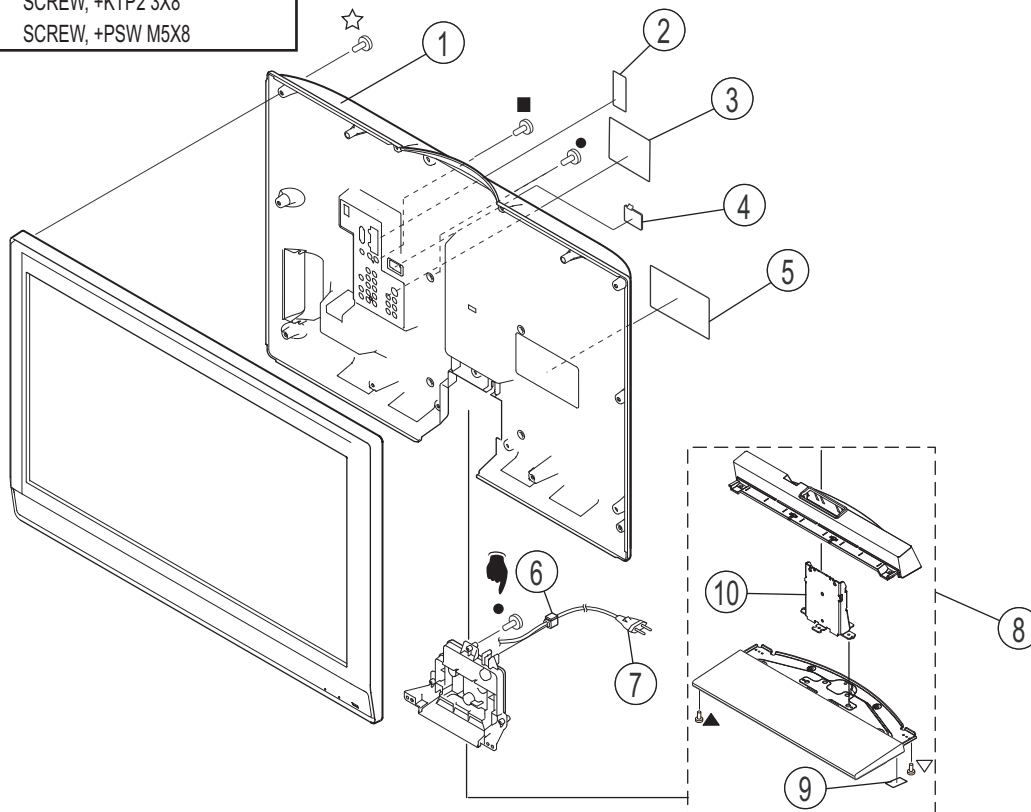
NOTE: Les composants identifiés par un trame et une marque  sont critiques pour la sécurité. Ne les remplacer que par une pièce portant le numéro spécifié.



NOTE: The components identified by a red outline and a  mark contain confidential information. Specific instructions must be adhered to whenever these components are repaired and/or replaced. See Appendix A: Encryption Key Components in the back of this manual.

4-1. REAR COVER ASSEMBLY AND STAND ASSEMBLY

(Check the [Sony Electronics Service Information](#) website for any additional service related issues for this model.)

■	7-685-648-79	SCREW +BVTP 3X12 TYPE2 TT(B)
☆	2-580-640-01	SCREW, +BVTP2 4X16
●	2-580-608-01	SCREW, +PSW M5X16
▽	2-580-644-01	SCREW, +KTP2 3X8
▲	2-580-606-01	SCREW, +PSW M5X8



REF. NO.	PART NO.	DESCRIPTION	[ASSEMBLY INCLUDES]	REF. NO.	PART NO.	DESCRIPTION	[ASSEMBLY INCLUDES]
1	3-210-430-01	COVER, REAR (26) (KDL-26M3000/26ML130 ONLY)		*	5	3-270-543-01	LABEL, INFORMATION (KDL-32ML130 ONLY)
1	3-210-439-01	COVER, REAR (32) (KDL-32M3000/32ML130 ONLY)		*	5	3-272-478-01	LABEL, INFORMATION (KDL-32M3000 LN/LS MODELS ONLY)
2	3-217-797-01	LABEL, HDMI		6	4-022-115-00	HOLDER, AC CORD	
3	3-213-435-01	LABEL, REAR TERMINAL			7	1-834-555-11	AC POWER CORD (WITH CONNECTOR) (KDL-26M3000/26ML130/32M3000/32ML130 US/CND MODELS ONLY)
4	3-210-448-01	COVER, ECS			7	1-834-554-11	AC POWER CORD WITH CONNECTOR (KDL-26M3000/32M3000 LN/LS MODELS ONLY)
*	5	3-270-540-01	LABEL, INFORMATION (KDL-26M3000 US/CND MODEL ONLY)	8	A-1274-853-A	STAND ASSEMBLY (MA) (KDL-26M3000/32M3000 ONLY)	[9-10]
*	5	3-270-542-01	LABEL, INFORMATION (KDL-26ML130 ONLY)	8	A-1318-635-A	STAND ASSEMBLY (MA) (KDL-26ML130/32ML130 ONLY)	[9-10]
*	5	3-272-480-01	LABEL, INFORMATION (KDL-26M3000 LN/LS MODELS ONLY)	9	3-213-762-01	FOOT (15X30)	
*	5	3-213-436-01	LABEL, INFORMATION (KDL-32M3000 US/CND MODEL ONLY)	10	3-106-486-01	NECK (M)	

NOTE: The components identified by shading and \triangle mark are critical for safety. Replace only with part number specified.

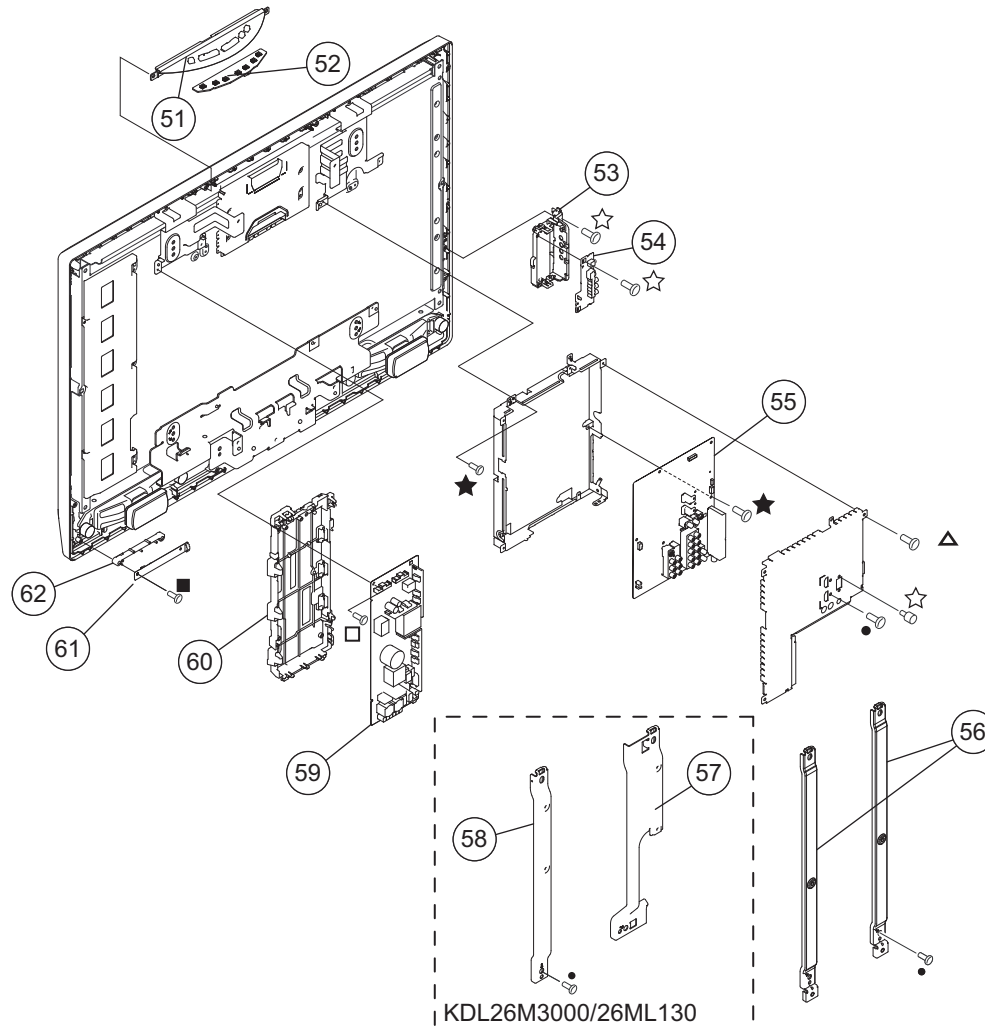
NOTE: Les composants identifiés par un trame et une marque \triangle sont critiques pour la sécurité. Ne les remplacer que par une pièce portant le numéro spécifié.

NOTE: The components identified by a red outline and a \mathfrak{L} mark contain confidential information. Specific instructions must be adhered to whenever these components are repaired and/or replaced. See Appendix A: Encryption Key Components in the back of this manual.


4-2. CHASSIS


(Check the [Sony Electronics Service Information](#) website for any additional service related issues for this model.)


■	7-685-648-79	SCREW +BVTP 3X12 TYPE2 TT(B)
★	2-580-629-01	SCREW, +BVST 3X8
\triangle	2-580-591-01	SCREW, +PSW M3X5
●	2-580-608-01	SCREW, +PSW M5X16
□	2-674-965-31	SCREW, +PSW 3SG
☆	4-635-966-01	SCREW (HEX)



REF. NO.	PART NO.	DESCRIPTION	[ASSEMBLY INCLUDES]	REF. NO.	PART NO.	DESCRIPTION	[ASSEMBLY INCLUDES]
51	X-2186-624-1	BUTTON, MULTI ASSEMBLY		56	X-2177-549-1	VESA ARM(32) ASSEMBLY (KDL-32M3000/32ML130 ONLY)	
52	A-1268-471-A	HM1 BOARD, MOUNTED		57	X-2178-787-1	ARM ASSEMBLY, VESA (26L) (KDL-26M3000/26ML130 ONLY)	
53	3-268-323-11	HOLDER, SIDE JACK (S)		58	X-2178-788-1	ARM ASSEMBLY, VESA (26R) (KDL-26M3000/26ML130 ONLY)	
53	3-106-473-21	HOLDER, SIDE JACK(M)		59	A-1315-710-A	G1M BOARD, MOUNTED	
54	A-1268-473-A	UM BOARD, MOUNTED		*	60	3-106-471-11	BRACKET, G1
\mathfrak{L} 55	A-1376-787-A	BM BOARD, MOUNTED (KDL-26M3000/26ML130 ONLY)		61	A-1268-472-A	HM3 BOARD, MOUNTED	
\mathfrak{L} 55	A-1376-788-A	BM BOARD, MOUNTED (KDL-32M3000/32ML130 ONLY)		62	3-210-445-01	GUIDE, LIGHT	

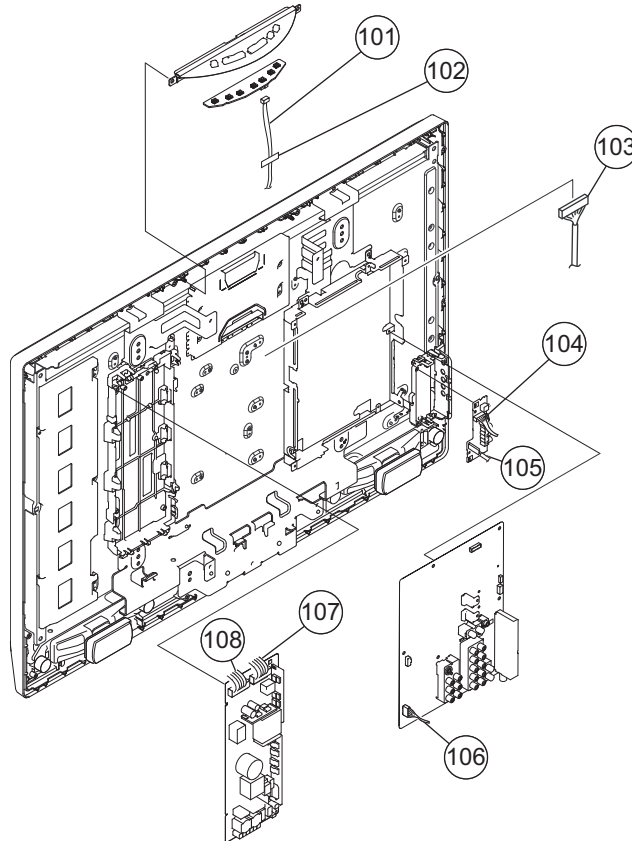
NOTE: The components identified by shading and  mark are critical for safety. Replace only with part number specified.

NOTE: Les composants identifiés par un trame et une marque  sont critiques pour la sécurité. Ne les remplacer que par une pièce portant le numéro spécifié.


NOTE: The components identified by a red outline and a  mark contain confidential information. Specific instructions must be adhered to whenever these components are repaired and/or replaced. See Appendix A: Encryption Key Components in the back of this manual.


4-3. CONNECTORS


(Check the [Sony Electronics Service Information](#) website for any additional service related issues for this model.)



REF. NO.	PART NO.	DESCRIPTION	[ASSEMBLY INCLUDES]	REF. NO.	PART NO.	DESCRIPTION	[ASSEMBLY INCLUDES]
101	1-910-038-35	CONN ASSEMBLY, 11P MM CRIMP 550 (KDL-26M3000/26ML130 ONLY)		106	1-910-038-30	CONN ASSEMBLY, 4P SPEAKER FASTON (KDL-26M3000/26ML130 ONLY)	
101	1-910-038-28	CONN ASSEMBLY, 11P MM CRIMP 690 (KDL-32M3000/32ML130 ONLY)		106	1-910-038-07	FI CONNECTOR ASSEMBLY 30P (KDL-32M3000/32ML130 ONLY)	
102	2-688-062-01	TAPE (LCD)		107	1-910-038-29	CONN ASSEMBLY, 12P MM CRIMP 450	
103	1-834-383-11	LVDS CABLE		108	1-910-038-36	CONN ASSEMBLY, 14P MM CRIMP 300 (KDL-26M3000/26ML130 ONLY)	
104	1-910-038-33	CONN ASSEMBLY, 20P MM CRIMP 210		108	1-910-038-31	CONN ASSEMBLY, 14P MM CRIMP 420 (KDL-32M3000/32ML130 ONLY)	
105	1-910-038-32	WIRE ASSEMBLY, FASTON TERMINAL					

NOTE: The components identified by shading and  mark are critical for safety. Replace only with part number specified.

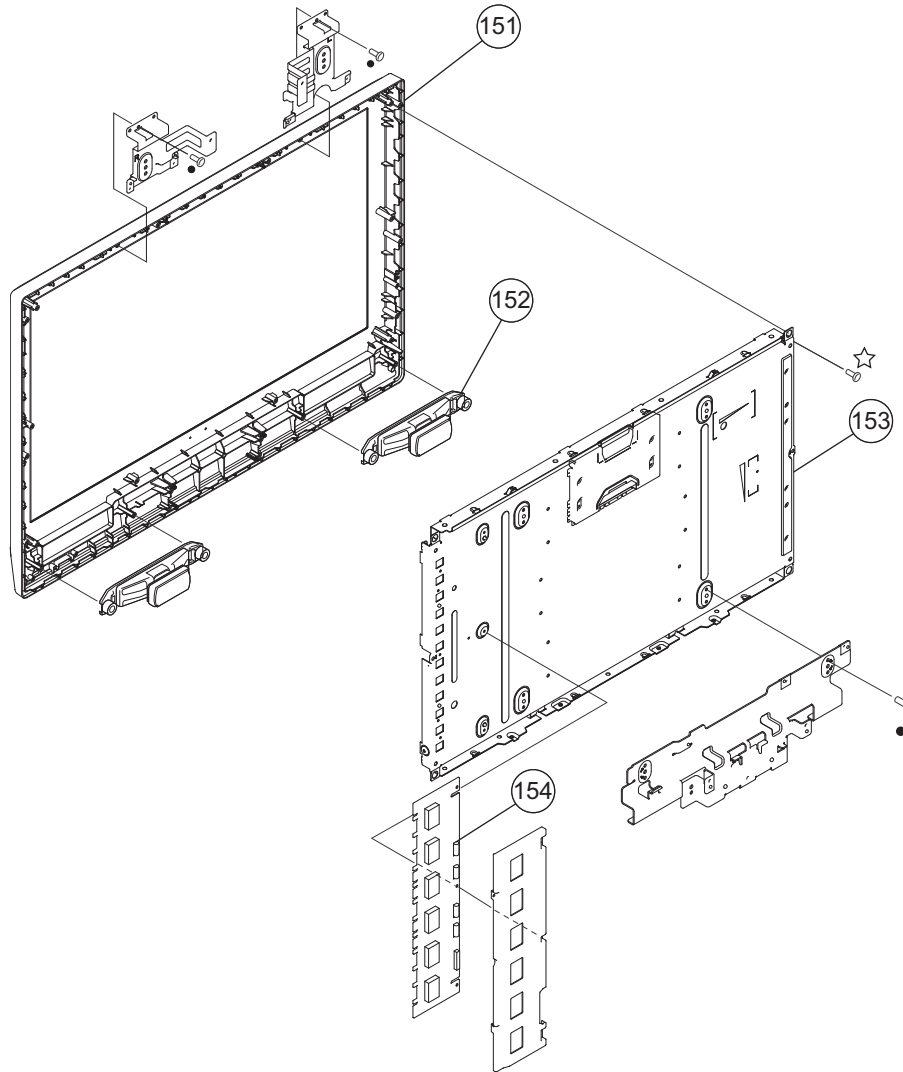
NOTE: Les composants identifiés par un trame et une marque  sont critiques pour la sécurité. Ne les remplacer que par une pièce portant le numéro spécifié.

NOTE: The components identified by a red outline and a  mark contain confidential information. Specific instructions must be adhered to whenever these components are repaired and/or replaced. See Appendix A: Encryption Key Components in the back of this manual.

4-4. BEZEL ASSEMBLY, LCD PANEL AND SPEAKERS

(Check the [Sony Electronics Service Information](#) website for any additional service related issues for this model.)

☆	2-580-654-01	SCREW, +PWTP2 4X16 (KDL-32M3000/32ML130 ONLY)
●	2-580-600-01	SCREW, +PSW M4X8



REF. NO.	PART NO.	DESCRIPTION	[ASSEMBLY INCLUDES]	REF. NO.	PART NO.	DESCRIPTION	[ASSEMBLY INCLUDES]
151	X-2178-368-1	BEZEL ASSEMBLY (26) (KDL-26M3000 ONLY)		152	1-826-363-11	LOUDSPEAKER (4.2X15CM)	
151	X-2179-761-1	BEZEL ASSEMBLY (26) (KDL-26ML130 ONLY)		153	1-802-268-11	LCD PANEL 26INCH WXGA TFT (KDL-26M3000/26ML130 ONLY)	
151	X-2178-370-1	BEZEL ASSEMBLY (32) (KDL-32M3000 ONLY)		153	1-802-494-11	LCD PANEL (32 INCH WXGA TFT) (KDL-32M3000/32ML130 ONLY)	
151	X-2178-439-1	BEZEL ASSEMBLY (32) (KDL-32ML130 ONLY)		154	1-789-720-11	ETC-INVERTER MT BOARD (KDL-26M3000/26ML130 ONLY)	
				154	1-789-907-11	ETC-INVERTER MT BOARD (KDL-32M3000/32ML130 ONLY)	

SECTION 5: ELECTRICAL PARTS LIST

NOTE: The components identified by shading and \triangle mark are critical for safety. Replace only with part number specified.

NOTE: Les composants identifiés par un trame et une marque \triangle sont critiques pour la sécurité. Ne les remplacer que par une pièce portant le numéro spécifié.

* Items marked with an asterisk are not stocked since they are seldom required for routine service. Expect some delay when ordering these components.

NOTE: The components identified by a red outline and a \triangle mark contain confidential information. Specific instructions must be adhered to whenever these components are repaired and/or replaced.
See Appendix A: Encryption Key Components in the back of this manual.



RESISTORS

- All resistors are in ohms
- F : nonflammable
- All variable and adjustable resistors have characteristic curve B, unless otherwise noted.

When ordering parts by reference number, please include the board name.

REF. NO.	PART NO.	DESCRIPTION	VALUES	REF. NO.	PART NO.	DESCRIPTION	VALUES																																																																																																																																																																				
<div style="border: 1px solid black; padding: 5px; display: inline-block; font-size: 2em; font-weight: bold; margin-bottom: 10px;">BM</div> <div style="border: 1px solid red; padding: 2px; margin-bottom: 2px;"> \triangle A-1376-787-A BM BOARD, MOUNTED (KDL-26M3000/26ML130 ONLY) </div> <div style="border: 1px solid red; padding: 2px;"> \triangle A-1376-788-A BM BOARD, MOUNTED (KDL-32M3000/32ML130 ONLY) </div>				<table style="width: 100%; border-collapse: collapse;"> <tr> <td style="width: 10%;">C1731</td> <td style="width: 10%;">1-100-588-21</td> <td style="width: 20%;">ELECT CHIP</td> <td style="width: 15%;">1000μF 20% 6.3V</td> </tr> <tr> <td>C1732</td> <td>1-165-492-21</td> <td>ELECT CHIP</td> <td>100μF 20% 10V</td> </tr> <tr> <td>C1733</td> <td>1-165-492-21</td> <td>ELECT CHIP</td> <td>100μF 20% 10V</td> </tr> <tr> <td>C1736</td> <td>1-216-296-11</td> <td>SHORT CHIP</td> <td></td> </tr> <tr> <td>C1739</td> <td>1-216-296-11</td> <td>SHORT CHIP</td> <td></td> </tr> <tr> <td colspan="4"> </td> </tr> <tr> <td>C1742</td> <td>1-216-296-11</td> <td>SHORT CHIP</td> <td></td> </tr> <tr> <td>C1745</td> <td>1-216-296-11</td> <td>SHORT CHIP</td> <td></td> </tr> <tr> <td>C1752</td> <td>1-164-933-11</td> <td>CERAMIC CHIP</td> <td>220pF 10% 50V</td> </tr> <tr> <td>C1753</td> <td>1-164-933-11</td> <td>CERAMIC CHIP</td> <td>220pF 10% 50V</td> </tr> <tr> <td>C1754</td> <td>1-112-066-11</td> <td>CERAMIC CHIP</td> <td>10μF 10% 10V</td> </tr> <tr> <td colspan="4"> </td> </tr> <tr> <td>C1755</td> <td>1-100-588-21</td> <td>ELECT CHIP</td> <td>1000μF 20% 6.3V</td> </tr> <tr> <td>C1756</td> <td>1-100-055-11</td> <td>CERAMIC CHIP</td> <td>22μF 20% 16V</td> </tr> <tr> <td>C2000</td> <td>1-126-395-11</td> <td>ELECT CHIP</td> <td>22μF 20% 16V</td> </tr> <tr> <td>C2069</td> <td>1-125-889-11</td> <td>CERAMIC CHIP</td> <td>2.2μF 10% 10V</td> </tr> <tr> <td>C2070</td> <td>1-125-889-11</td> <td>CERAMIC CHIP</td> <td>2.2μF 10% 10V</td> </tr> <tr> <td colspan="4"> </td> </tr> <tr> <td>C2073</td> <td>1-125-889-11</td> <td>CERAMIC CHIP</td> <td>2.2μF 10% 10V</td> </tr> <tr> <td>C2074</td> <td>1-100-764-21</td> <td>ELECT CHIP</td> <td>4.7μF 20% 25V</td> </tr> <tr> <td>C2075</td> <td>1-100-764-21</td> <td>ELECT CHIP</td> <td>4.7μF 20% 25V</td> </tr> <tr> <td>C2077</td> <td>1-126-396-11</td> <td>ELECT CHIP</td> <td>47μF 20% 16V</td> </tr> <tr> <td>C2078</td> <td>1-125-889-11</td> <td>CERAMIC CHIP</td> <td>2.2μF 10% 10V</td> </tr> <tr> <td colspan="4"> </td> </tr> <tr> <td>C2081</td> <td>1-162-959-11</td> <td>CERAMIC CHIP</td> <td>330pF 5% 50V</td> </tr> <tr> <td>C2084</td> <td>1-162-959-11</td> <td>CERAMIC CHIP</td> <td>330pF 5% 50V</td> </tr> <tr> <td>C2085</td> <td>1-126-396-11</td> <td>ELECT CHIP</td> <td>47μF 20% 16V</td> </tr> <tr> <td>C2086</td> <td>1-100-905-11</td> <td>CERAMIC CHIP</td> <td>0.001μF 10% 50V</td> </tr> <tr> <td>C2090</td> <td>1-100-597-91</td> <td>CERAMIC CHIP</td> <td>0.1μF 10% 25V</td> </tr> <tr> <td colspan="4"> </td> </tr> <tr> <td>C2091</td> <td>1-125-889-11</td> <td>CERAMIC CHIP</td> <td>2.2μF 10% 10V</td> </tr> <tr> <td>C2092</td> <td>1-125-889-11</td> <td>CERAMIC CHIP</td> <td>2.2μF 10% 10V</td> </tr> <tr> <td>C2094</td> <td>1-162-959-11</td> <td>CERAMIC CHIP</td> <td>330pF 5% 50V</td> </tr> <tr> <td>C2095</td> <td>1-100-597-91</td> <td>CERAMIC CHIP</td> <td>0.1μF 10% 25V</td> </tr> <tr> <td>C2096</td> <td>1-162-959-11</td> <td>CERAMIC CHIP</td> <td>330pF 5% 50V</td> </tr> <tr> <td colspan="4"> </td> </tr> <tr> <td>C2097</td> <td>1-100-597-91</td> <td>CERAMIC CHIP</td> <td>0.1μF 10% 25V</td> </tr> <tr> <td>C2098</td> <td>1-100-597-91</td> <td>CERAMIC CHIP</td> <td>0.1μF 10% 25V</td> </tr> <tr> <td>C2100</td> <td>1-135-366-11</td> <td>ELECT CHIP</td> <td>100μF 20% 16V</td> </tr> <tr> <td>C2101</td> <td>1-100-905-11</td> <td>CERAMIC CHIP</td> <td>0.001μF 10% 50V</td> </tr> <tr> <td>C2102</td> <td>1-100-905-11</td> <td>CERAMIC CHIP</td> <td>0.001μF 10% 50V</td> </tr> </table>				C1731	1-100-588-21	ELECT CHIP	1000 μ F 20% 6.3V	C1732	1-165-492-21	ELECT CHIP	100 μ F 20% 10V	C1733	1-165-492-21	ELECT CHIP	100 μ F 20% 10V	C1736	1-216-296-11	SHORT CHIP		C1739	1-216-296-11	SHORT CHIP						C1742	1-216-296-11	SHORT CHIP		C1745	1-216-296-11	SHORT CHIP		C1752	1-164-933-11	CERAMIC CHIP	220pF 10% 50V	C1753	1-164-933-11	CERAMIC CHIP	220pF 10% 50V	C1754	1-112-066-11	CERAMIC CHIP	10 μ F 10% 10V					C1755	1-100-588-21	ELECT CHIP	1000 μ F 20% 6.3V	C1756	1-100-055-11	CERAMIC CHIP	22 μ F 20% 16V	C2000	1-126-395-11	ELECT CHIP	22 μ F 20% 16V	C2069	1-125-889-11	CERAMIC CHIP	2.2 μ F 10% 10V	C2070	1-125-889-11	CERAMIC CHIP	2.2 μ F 10% 10V					C2073	1-125-889-11	CERAMIC CHIP	2.2 μ F 10% 10V	C2074	1-100-764-21	ELECT CHIP	4.7 μ F 20% 25V	C2075	1-100-764-21	ELECT CHIP	4.7 μ F 20% 25V	C2077	1-126-396-11	ELECT CHIP	47 μ F 20% 16V	C2078	1-125-889-11	CERAMIC CHIP	2.2 μ F 10% 10V					C2081	1-162-959-11	CERAMIC CHIP	330pF 5% 50V	C2084	1-162-959-11	CERAMIC CHIP	330pF 5% 50V	C2085	1-126-396-11	ELECT CHIP	47 μ F 20% 16V	C2086	1-100-905-11	CERAMIC CHIP	0.001 μ F 10% 50V	C2090	1-100-597-91	CERAMIC CHIP	0.1 μ F 10% 25V					C2091	1-125-889-11	CERAMIC CHIP	2.2 μ F 10% 10V	C2092	1-125-889-11	CERAMIC CHIP	2.2 μ F 10% 10V	C2094	1-162-959-11	CERAMIC CHIP	330pF 5% 50V	C2095	1-100-597-91	CERAMIC CHIP	0.1 μ F 10% 25V	C2096	1-162-959-11	CERAMIC CHIP	330pF 5% 50V					C2097	1-100-597-91	CERAMIC CHIP	0.1 μ F 10% 25V	C2098	1-100-597-91	CERAMIC CHIP	0.1 μ F 10% 25V	C2100	1-135-366-11	ELECT CHIP	100 μ F 20% 16V	C2101	1-100-905-11	CERAMIC CHIP	0.001 μ F 10% 50V	C2102	1-100-905-11	CERAMIC CHIP	0.001 μ F 10% 50V
				C1731	1-100-588-21	ELECT CHIP	1000 μ F 20% 6.3V																																																																																																																																																																				
C1732	1-165-492-21	ELECT CHIP	100 μ F 20% 10V																																																																																																																																																																								
C1733	1-165-492-21	ELECT CHIP	100 μ F 20% 10V																																																																																																																																																																								
C1736	1-216-296-11	SHORT CHIP																																																																																																																																																																									
C1739	1-216-296-11	SHORT CHIP																																																																																																																																																																									
C1742	1-216-296-11	SHORT CHIP																																																																																																																																																																									
C1745	1-216-296-11	SHORT CHIP																																																																																																																																																																									
C1752	1-164-933-11	CERAMIC CHIP	220pF 10% 50V																																																																																																																																																																								
C1753	1-164-933-11	CERAMIC CHIP	220pF 10% 50V																																																																																																																																																																								
C1754	1-112-066-11	CERAMIC CHIP	10 μ F 10% 10V																																																																																																																																																																								
C1755	1-100-588-21	ELECT CHIP	1000 μ F 20% 6.3V																																																																																																																																																																								
C1756	1-100-055-11	CERAMIC CHIP	22 μ F 20% 16V																																																																																																																																																																								
C2000	1-126-395-11	ELECT CHIP	22 μ F 20% 16V																																																																																																																																																																								
C2069	1-125-889-11	CERAMIC CHIP	2.2 μ F 10% 10V																																																																																																																																																																								
C2070	1-125-889-11	CERAMIC CHIP	2.2 μ F 10% 10V																																																																																																																																																																								
C2073	1-125-889-11	CERAMIC CHIP	2.2 μ F 10% 10V																																																																																																																																																																								
C2074	1-100-764-21	ELECT CHIP	4.7 μ F 20% 25V																																																																																																																																																																								
C2075	1-100-764-21	ELECT CHIP	4.7 μ F 20% 25V																																																																																																																																																																								
C2077	1-126-396-11	ELECT CHIP	47 μ F 20% 16V																																																																																																																																																																								
C2078	1-125-889-11	CERAMIC CHIP	2.2 μ F 10% 10V																																																																																																																																																																								
C2081	1-162-959-11	CERAMIC CHIP	330pF 5% 50V																																																																																																																																																																								
C2084	1-162-959-11	CERAMIC CHIP	330pF 5% 50V																																																																																																																																																																								
C2085	1-126-396-11	ELECT CHIP	47 μ F 20% 16V																																																																																																																																																																								
C2086	1-100-905-11	CERAMIC CHIP	0.001 μ F 10% 50V																																																																																																																																																																								
C2090	1-100-597-91	CERAMIC CHIP	0.1 μ F 10% 25V																																																																																																																																																																								
C2091	1-125-889-11	CERAMIC CHIP	2.2 μ F 10% 10V																																																																																																																																																																								
C2092	1-125-889-11	CERAMIC CHIP	2.2 μ F 10% 10V																																																																																																																																																																								
C2094	1-162-959-11	CERAMIC CHIP	330pF 5% 50V																																																																																																																																																																								
C2095	1-100-597-91	CERAMIC CHIP	0.1 μ F 10% 25V																																																																																																																																																																								
C2096	1-162-959-11	CERAMIC CHIP	330pF 5% 50V																																																																																																																																																																								
C2097	1-100-597-91	CERAMIC CHIP	0.1 μ F 10% 25V																																																																																																																																																																								
C2098	1-100-597-91	CERAMIC CHIP	0.1 μ F 10% 25V																																																																																																																																																																								
C2100	1-135-366-11	ELECT CHIP	100 μ F 20% 16V																																																																																																																																																																								
C2101	1-100-905-11	CERAMIC CHIP	0.001 μ F 10% 50V																																																																																																																																																																								
C2102	1-100-905-11	CERAMIC CHIP	0.001 μ F 10% 50V																																																																																																																																																																								

| **CONTACT TERMINAL** A7301 1-694-974-21 CONTACT TERMINAL A7302 1-694-974-21 CONTACT TERMINAL | | | |
| **CAPACITOR** C1005 1-127-573-11 CERAMIC CHIP 1 μ F 10% 16V C1007 1-127-573-11 CERAMIC CHIP 1 μ F 10% 16V C1010 1-127-573-11 CERAMIC CHIP 1 μ F 10% 16V C1012 1-127-573-11 CERAMIC CHIP 1 μ F 10% 16V C1100 1-127-573-11 CERAMIC CHIP 1 μ F 10% 16V C1102 1-127-573-11 CERAMIC CHIP 1 μ F 10% 16V C1130 1-127-573-11 CERAMIC CHIP 1 μ F 10% 16V C1132 1-127-573-11 CERAMIC CHIP 1 μ F 10% 16V C1403 1-100-905-11 CERAMIC CHIP 0.001 μ F 10% 50V C1714 1-127-573-11 CERAMIC CHIP 1 μ F 10% 16V C1715 1-127-573-11 CERAMIC CHIP 1 μ F 10% 16V C1722 1-162-964-11 CERAMIC CHIP 0.001 μ F 10% 50V C1723 1-162-964-11 CERAMIC CHIP 0.001 μ F 10% 50V C1724 1-127-573-11 CERAMIC CHIP 1 μ F 10% 16V C1725 1-127-573-11 CERAMIC CHIP 1 μ F 10% 16V C1726 1-165-492-21 ELECT CHIP 100 μ F 20% 10V C1727 1-165-492-21 ELECT CHIP 100 μ F 20% 10V C1728 1-165-492-21 ELECT CHIP 100 μ F 20% 10V C1729 1-165-492-21 ELECT CHIP 100 μ F 20% 10V C1730 1-164-156-11 CERAMIC CHIP 0.1 μ F 25V | | | |



REF. NO.	PART NO.	DESCRIPTION	VALUES			REF. NO.	PART NO.	DESCRIPTION	VALUES		
C2103	1-100-764-21	ELECT CHIP	4.7μF	20%	25V	C2159	1-100-905-11	CERAMIC CHIP	0.001μF	10%	50V
C2104	1-100-764-21	ELECT CHIP	4.7μF	20%	25V	C2160	1-100-905-11	CERAMIC CHIP	0.001μF	10%	50V
C2105	1-100-764-21	ELECT CHIP	4.7μF	20%	25V	C2161	1-100-905-11	CERAMIC CHIP	0.001μF	10%	50V
C2106	1-100-764-21	ELECT CHIP	4.7μF	20%	25V	C2168	1-162-979-11	CERAMIC CHIP	0.0027μF	10%	50V
C2107	1-126-396-11	ELECT CHIP	47μF	20%	16V	C2169	1-162-979-11	CERAMIC CHIP	0.0027μF	10%	50V
C2111	1-100-597-91	CERAMIC CHIP	0.1μF	10%	25V	C2170	1-162-979-11	CERAMIC CHIP	0.0027μF	10%	50V
C2112	1-100-764-21	ELECT CHIP	4.7μF	20%	25V	C2171	1-162-979-11	CERAMIC CHIP	0.0027μF	10%	50V
C2113	1-112-777-11	CERAMIC CHIP	0.01μF	10%	25V	C2172	1-124-779-00	ELECT CHIP	10μF	20%	16V
C2114	1-100-764-21	ELECT CHIP	4.7μF	20%	25V	C2173	1-124-779-00	ELECT CHIP	10μF	20%	16V
C2115	1-115-340-11	CERAMIC CHIP	0.22μF	10%	25V	C2174	1-135-366-11	ELECT CHIP	100μF	20%	16V
C2116	1-115-340-11	CERAMIC CHIP	0.22μF	10%	25V	C2175	1-124-779-00	ELECT CHIP	10μF	20%	16V
C2117	1-100-905-11	CERAMIC CHIP	0.001μF	10%	50V	C2176	1-100-764-21	ELECT CHIP	4.7μF	20%	25V
C2118	1-100-905-11	CERAMIC CHIP	0.001μF	10%	50V	C2177	1-100-764-21	ELECT CHIP	4.7μF	20%	25V
C2119	1-115-340-11	CERAMIC CHIP	0.22μF	10%	25V	C2178	1-100-597-91	CERAMIC CHIP	0.1μF	10%	25V
C2120	1-115-340-11	CERAMIC CHIP	0.22μF	10%	25V	C2179	1-100-597-91	CERAMIC CHIP	0.1μF	10%	25V
C2121	1-100-905-11	CERAMIC CHIP	0.001μF	10%	50V	C2180	1-100-597-91	CERAMIC CHIP	0.1μF	10%	25V
C2123	1-112-797-11	ELECT CHIP	470μF	20%	25V	C2181	1-124-779-00	ELECT CHIP	10μF	20%	16V
C2124	1-135-349-21	ELECT CHIP	22μF	20%	20V	C2182	1-124-779-00	ELECT CHIP	10μF	20%	16V
C2125	1-100-597-91	CERAMIC CHIP	0.1μF	10%	25V	C2183	1-124-779-00	ELECT CHIP	10μF	20%	16V
C2126	1-100-912-11	CERAMIC CHIP	1μF	10%	25V	C2185	1-126-396-11	ELECT CHIP	47μF	20%	16V
C2127	1-100-912-11	CERAMIC CHIP	1μF	10%	25V	C2186	1-126-396-11	ELECT CHIP	47μF	20%	16V
C2128	1-135-349-21	ELECT CHIP	22μF	20%	20V	C2195	1-100-597-91	CERAMIC CHIP	0.1μF	10%	25V
C2129	1-100-597-91	CERAMIC CHIP	0.1μF	10%	25V	C2196	1-100-764-21	ELECT CHIP	4.7μF	20%	25V
C2130	1-100-597-91	CERAMIC CHIP	0.1μF	10%	25V	C2197	1-100-764-21	ELECT CHIP	4.7μF	20%	25V
C2131	1-126-396-11	ELECT CHIP	47μF	20%	16V	C2198	1-112-777-11	CERAMIC CHIP	0.01μF	10%	25V
C2132	1-115-340-11	CERAMIC CHIP	0.22μF	10%	25V	C2199	1-112-777-11	CERAMIC CHIP	0.01μF	10%	25V
C2133	1-115-340-11	CERAMIC CHIP	0.22μF	10%	25V	C2200	1-127-573-11	CERAMIC CHIP	1μF	10%	16V
C2134	1-125-889-11	CERAMIC CHIP	2.2μF	10%	10V	C2201	1-127-573-11	CERAMIC CHIP	1μF	10%	16V
C2135	1-125-889-11	CERAMIC CHIP	2.2μF	10%	10V	C2204	1-100-764-21	ELECT CHIP	4.7μF	20%	25V
C2136	1-115-340-11	CERAMIC CHIP	0.22μF	10%	25V	C2205	1-100-764-21	ELECT CHIP	4.7μF	20%	25V
C2137	1-115-340-11	CERAMIC CHIP	0.22μF	10%	25V	C2206	1-100-764-21	ELECT CHIP	4.7μF	20%	25V
C2138	1-115-340-11	CERAMIC CHIP	0.22μF	10%	25V	C2207	1-100-764-21	ELECT CHIP	4.7μF	20%	25V
C2139	1-115-340-11	CERAMIC CHIP	0.22μF	10%	25V	C2208	1-164-938-11	CERAMIC CHIP	0.0015μF	10%	50V
C2140	1-125-889-11	CERAMIC CHIP	2.2μF	10%	10V	C2209	1-164-938-11	CERAMIC CHIP	0.0015μF	10%	50V
C2141	1-125-889-11	CERAMIC CHIP	2.2μF	10%	10V	C2210	1-164-938-11	CERAMIC CHIP	0.0015μF	10%	50V
C2142	1-164-874-11	CERAMIC CHIP	100pF	5%	50V	C2211	1-164-938-11	CERAMIC CHIP	0.0015μF	10%	50V
C2143	1-125-889-11	CERAMIC CHIP	2.2μF	10%	10V	C2212	1-164-938-11	CERAMIC CHIP	0.0015μF	10%	50V
C2144	1-164-874-11	CERAMIC CHIP	100pF	5%	50V	C2213	1-164-938-11	CERAMIC CHIP	0.0015μF	10%	50V
C2145	1-100-591-91	CERAMIC CHIP	1μF	10%	25V	C2214	1-164-938-11	CERAMIC CHIP	0.0015μF	10%	50V
C2146	1-100-591-91	CERAMIC CHIP	1μF	10%	25V	C2215	1-164-938-11	CERAMIC CHIP	0.0015μF	10%	50V
C2149	1-126-396-11	ELECT CHIP	47μF	20%	16V	C2216	1-100-756-91	CERAMIC CHIP	0.047μF		50V
C2150	1-126-396-11	ELECT CHIP	47μF	20%	16V	C2217	1-125-889-11	CERAMIC CHIP	2.2μF	10%	10V
C2156	1-100-597-91	CERAMIC CHIP	0.1μF	10%	25V	C2218	1-125-889-11	CERAMIC CHIP	2.2μF	10%	10V
C2157	1-100-597-91	CERAMIC CHIP	0.1μF	10%	25V	C2221	1-125-889-11	CERAMIC CHIP	2.2μF	10%	10V
C2158	1-100-597-91	CERAMIC CHIP	0.1μF	10%	25V	C2223	1-125-889-11	CERAMIC CHIP	2.2μF	10%	10V



REF. NO.	PART NO.	DESCRIPTION	VALUES			REF. NO.	PART NO.	DESCRIPTION	VALUES		
C3005	1-100-906-11	CERAMIC CHIP	0.01μF	10%	16V	C4509	1-100-899-81	CERAMIC CHIP	0.082μF	10%	10V
C3006	1-100-906-11	CERAMIC CHIP	0.01μF	10%	16V	C4510	1-100-566-91	CERAMIC CHIP	0.1μF	10%	25V
C3007	1-100-906-11	CERAMIC CHIP	0.01μF	10%	16V	C4511	1-100-566-91	CERAMIC CHIP	0.1μF	10%	25V
C3010	1-100-916-11	CERAMIC CHIP	0.1μF	10%	16V	C4512	1-100-566-91	CERAMIC CHIP	0.1μF	10%	25V
C3011	1-126-206-11	ELECT CHIP	100μF	20%	6.3V	C4513	1-100-566-91	CERAMIC CHIP	0.1μF	10%	25V
C3019	1-162-912-11	CERAMIC CHIP	7pF	0.50pF	50V	C4514	1-100-765-21	ELECT CHIP	10μF	20%	16V
C3057	1-100-907-11	CERAMIC CHIP	0.1μF	10%	10V	C4515	1-100-566-91	CERAMIC CHIP	0.1μF	10%	25V
C3062	1-112-066-11	CERAMIC CHIP	10μF	10%	10V	C4516	1-100-566-91	CERAMIC CHIP	0.1μF	10%	25V
C3063	1-100-907-11	CERAMIC CHIP	0.1μF	10%	10V	C4517	1-100-566-91	CERAMIC CHIP	0.1μF	10%	25V
C3066	1-100-907-11	CERAMIC CHIP	0.1μF	10%	10V	C4518	1-100-566-91	CERAMIC CHIP	0.1μF	10%	25V
C3070	1-100-906-11	CERAMIC CHIP	0.01μF	10%	16V	C4519	1-100-566-91	CERAMIC CHIP	0.1μF	10%	25V
C3072	1-100-905-11	CERAMIC CHIP	0.001μF	10%	50V	C4520	1-100-566-91	CERAMIC CHIP	0.1μF	10%	25V
C3076	1-165-908-11	CERAMIC CHIP	1μF	10%	10V	C4521	1-100-765-21	ELECT CHIP	10μF	20%	16V
C3081	1-112-066-11	CERAMIC CHIP	10μF	10%	10V	C4522	1-100-566-91	CERAMIC CHIP	0.1μF	10%	25V
C3083	1-100-907-11	CERAMIC CHIP	0.1μF	10%	10V	C4523	1-100-566-91	CERAMIC CHIP	0.1μF	10%	25V
C3084	1-100-905-11	CERAMIC CHIP	0.001μF	10%	50V	C4524	1-100-566-91	CERAMIC CHIP	0.1μF	10%	25V
C3110	1-125-777-11	CERAMIC CHIP	0.1μF	10%	10V	C4525	1-100-566-91	CERAMIC CHIP	0.1μF	10%	25V
C3112	1-100-905-11	CERAMIC CHIP	0.001μF	10%	50V	C4526	1-100-566-91	CERAMIC CHIP	0.1μF	10%	25V
C3113	1-162-970-11	CERAMIC CHIP	0.01μF	10%	25V	C4527	1-100-566-91	CERAMIC CHIP	0.1μF	10%	25V
C3114	1-107-826-11	CERAMIC CHIP	0.1μF	10%	16V	C4528	1-100-765-21	ELECT CHIP	10μF	20%	16V
C3115	1-162-919-11	CERAMIC CHIP	22pF	5%	50V	C4529	1-100-566-91	CERAMIC CHIP	0.1μF	10%	25V
C3116	1-162-919-11	CERAMIC CHIP	22pF	5%	50V	C4530	1-100-566-91	CERAMIC CHIP	0.1μF	10%	25V
C3118	1-126-394-11	ELECT CHIP	10μF	20%	16V	C4531	1-100-566-91	CERAMIC CHIP	0.1μF	10%	25V
C3119	1-162-970-11	CERAMIC CHIP	0.01μF	10%	25V	C4532	1-100-566-91	CERAMIC CHIP	0.1μF	10%	25V
C4001	1-100-905-11	CERAMIC CHIP	0.001μF	10%	50V	C4533	1-100-566-91	CERAMIC CHIP	0.1μF	10%	25V
C4030	1-107-826-11	CERAMIC CHIP	0.1μF	10%	16V	C4534	1-100-566-91	CERAMIC CHIP	0.1μF	10%	25V
C4033	1-112-777-11	CERAMIC CHIP	0.01μF	10%	25V	C4538	1-124-779-00	ELECT CHIP	10μF	20%	16V
C4034	1-112-046-11	CERAMIC CHIP	4.7μF	10%	6.3V	C4539	1-124-779-00	ELECT CHIP	10μF	20%	16V
C4035	1-127-573-11	CERAMIC CHIP	1μF	10%	16V	C4540	1-124-779-00	ELECT CHIP	10μF	20%	16V
C4040	1-100-905-11	CERAMIC CHIP	0.001μF	10%	50V	C4544	1-126-210-21	ELECT CHIP	220μF	20%	4V
C4041	1-164-935-11	CERAMIC CHIP	470pF	10%	50V	C4545	1-100-566-91	CERAMIC CHIP	0.1μF	10%	25V
C4042	1-164-935-11	CERAMIC CHIP	470pF	10%	50V	C4546	1-100-588-21	ELECT CHIP	1000μF	20%	6.3V
C4043	1-164-935-11	CERAMIC CHIP	470pF	10%	50V	C4547	1-100-566-91	CERAMIC CHIP	0.1μF	10%	25V
C4044	1-164-935-11	CERAMIC CHIP	470pF	10%	50V	C4548	1-100-588-21	ELECT CHIP	1000μF	20%	6.3V
C4045	1-164-935-11	CERAMIC CHIP	470pF	10%	50V	C4549	1-128-396-11	ELECT CHIP	470μF	20%	10V
C4046	1-164-874-11	CERAMIC CHIP	100pF	5%	50V	C5002	1-100-916-11	CERAMIC CHIP	0.1μF	10%	16V
C4049	1-100-912-11	CERAMIC CHIP	1μF	10%	25V	C5005	1-162-927-11	CERAMIC CHIP	100pF	5%	50V
C4501	1-100-756-91	CERAMIC CHIP	0.047μF	50V		C5006	1-162-927-11	CERAMIC CHIP	100pF	5%	50V
C4502	1-100-756-91	CERAMIC CHIP	0.047μF	50V		C5008	1-165-908-11	CERAMIC CHIP	1μF	10%	10V
C4503	1-100-756-91	CERAMIC CHIP	0.047μF	50V		C5009	1-100-906-11	CERAMIC CHIP	0.01μF	10%	16V
C4504	1-100-756-91	CERAMIC CHIP	0.047μF	50V		C5502	1-125-777-11	CERAMIC CHIP	0.1μF	10%	10V
C4505	1-100-756-91	CERAMIC CHIP	0.047μF	50V		C5505	1-125-777-11	CERAMIC CHIP	0.1μF	10%	10V
C4506	1-100-756-91	CERAMIC CHIP	0.047μF	50V		C5509	1-100-567-81	CERAMIC CHIP	0.01μF	10%	25V
C4507	1-164-937-11	CERAMIC CHIP	0.001μF	10%	50V	C5510	1-100-567-81	CERAMIC CHIP	0.01μF	10%	25V
C4508	1-164-174-11	CERAMIC CHIP	0.0082μF	10%	25V	C5528	1-125-777-11	CERAMIC CHIP	0.1μF	10%	10V



REF. NO.	PART NO.	DESCRIPTION	VALUES			REF. NO.	PART NO.	DESCRIPTION	VALUES		
C5529	1-100-905-11	CERAMIC CHIP	0.001μF	10%	50V	C7033	1-127-988-81	CERAMIC CHIP	0.015μF	10%	16V
C5530	1-112-066-11	CERAMIC CHIP	10μF	10%	10V	C7034	1-164-858-11	CERAMIC CHIP	22pF	5%	50V
C5531	1-125-777-11	CERAMIC CHIP	0.1μF	10%	10V	C7035	1-100-916-11	CERAMIC CHIP	0.1μF	10%	16V
C5623	1-100-906-11	CERAMIC CHIP	0.01μF	10%	16V	C7036	1-164-937-11	CERAMIC CHIP	0.001μF	10%	50V
C5624	1-100-906-11	CERAMIC CHIP	0.01μF	10%	16V	C7037	1-165-887-91	CERAMIC CHIP	0.22μF	10%	6.3V
C5625	1-125-777-11	CERAMIC CHIP	0.1μF	10%	10V	C7038	1-127-988-81	CERAMIC CHIP	0.015μF	10%	16V
C5626	1-100-905-11	CERAMIC CHIP	0.001μF	10%	50V	C7039	1-127-988-81	CERAMIC CHIP	0.015μF	10%	16V
C5627	1-100-905-11	CERAMIC CHIP	0.001μF	10%	50V	C7040	1-164-858-11	CERAMIC CHIP	22pF	5%	50V
C5628	1-100-905-11	CERAMIC CHIP	0.001μF	10%	50V	C7041	1-100-916-11	CERAMIC CHIP	0.1μF	10%	16V
C5629	1-100-905-11	CERAMIC CHIP	0.001μF	10%	50V	C7042	1-164-937-11	CERAMIC CHIP	0.001μF	10%	50V
C5630	1-100-905-11	CERAMIC CHIP	0.001μF	10%	50V	C7043	1-165-887-91	CERAMIC CHIP	0.22μF	10%	6.3V
C5631	1-100-905-11	CERAMIC CHIP	0.001μF	10%	50V	C7044	1-127-988-81	CERAMIC CHIP	0.015μF	10%	16V
C5632	1-100-905-11	CERAMIC CHIP	0.001μF	10%	50V	C7045	1-164-937-11	CERAMIC CHIP	0.001μF	10%	50V
C5633	1-100-905-11	CERAMIC CHIP	0.001μF	10%	50V	C7046	1-164-937-11	CERAMIC CHIP	0.001μF	10%	50V
C5634	1-112-066-11	CERAMIC CHIP	10μF	10%	10V	C7047	1-164-882-11	CERAMIC CHIP	220pF	5%	16V
C5635	1-100-906-11	CERAMIC CHIP	0.01μF	10%	16V	C7048	1-164-882-11	CERAMIC CHIP	220pF	5%	16V
C5636	1-100-905-11	CERAMIC CHIP	0.001μF	10%	50V	C7049	1-164-882-11	CERAMIC CHIP	220pF	5%	16V
C5637	1-100-905-11	CERAMIC CHIP	0.001μF	10%	50V	C7050	1-164-882-11	CERAMIC CHIP	220pF	5%	16V
C7000	1-135-960-91	CERAMIC CHIP	10μF	10%	25V	C7051	1-135-960-91	CERAMIC CHIP	10μF	10%	25V
C7001	1-135-960-91	CERAMIC CHIP	10μF	10%	25V	C7052	1-135-960-91	CERAMIC CHIP	10μF	10%	25V
C7002	1-117-681-11	ELECT CHIP	100μF	20%	16V	C7053	1-165-908-11	CERAMIC CHIP	1μF	10%	10V
C7003	1-127-573-11	CERAMIC CHIP	1μF	10%	16V	C7054	1-165-908-11	CERAMIC CHIP	1μF	10%	10V
C7004	1-128-536-11	ELECT CHIP	100μF	20%	25V	C7055	1-165-908-11	CERAMIC CHIP	1μF	10%	10V
C7005	1-100-597-91	CERAMIC CHIP	0.1μF	10%	25V	C7056	1-100-566-91	CERAMIC CHIP	0.1μF	10%	25V
C7006	1-112-794-11	ELECT CHIP	470μF	20%	16V	C7057	1-100-566-91	CERAMIC CHIP	0.1μF	10%	25V
C7007	1-135-960-91	CERAMIC CHIP	10μF	10%	25V	C7058	1-165-908-11	CERAMIC CHIP	1μF	10%	10V
C7008	1-100-911-11	CERAMIC CHIP	4.7μF	10%	25V	C7059	1-165-908-11	CERAMIC CHIP	1μF	10%	10V
C7009	1-162-970-11	CERAMIC CHIP	0.01μF	10%	25V	C7060	1-165-908-11	CERAMIC CHIP	1μF	10%	10V
C7010	1-127-820-11	CERAMIC CHIP	4.7μF	10%	16V	C7061	1-100-566-91	CERAMIC CHIP	0.1μF	10%	25V
C7011	1-112-789-11	ELECT CHIP	1000μF	20%	6.3V	C7062	1-100-566-91	CERAMIC CHIP	0.1μF	10%	25V
C7012	1-107-826-11	CERAMIC CHIP	0.1μF	10%	16V	C7063	1-165-908-11	CERAMIC CHIP	1μF	10%	10V
C7015	1-100-588-21	ELECT CHIP	1000μF	20%	6.3V	C7064	1-165-908-11	CERAMIC CHIP	1μF	10%	10V
C7019	1-100-566-91	CERAMIC CHIP	0.1μF	10%	25V	C7065	1-100-912-11	CERAMIC CHIP	1μF	10%	25V
C7020	1-100-566-91	CERAMIC CHIP	0.1μF	10%	25V	C7066	1-100-912-11	CERAMIC CHIP	1μF	10%	25V
C7021	1-126-210-21	ELECT CHIP	220μF	20%	4V	C7067	1-100-566-91	CERAMIC CHIP	0.1μF	10%	25V
C7023	1-100-916-11	CERAMIC CHIP	0.1μF	10%	16V	C7068	1-100-566-91	CERAMIC CHIP	0.1μF	10%	25V
C7024	1-100-566-91	CERAMIC CHIP	0.1μF	10%	25V	C7073	1-135-960-91	CERAMIC CHIP	10μF	10%	25V
C7025	1-165-887-91	CERAMIC CHIP	0.22μF	10%	6.3V	C7074	1-135-960-91	CERAMIC CHIP	10μF	10%	25V
C7026	1-164-937-11	CERAMIC CHIP	0.001μF	10%	50V	C7075	1-135-960-91	CERAMIC CHIP	10μF	10%	25V
C7027	1-164-862-11	CERAMIC CHIP	33pF	5%	50V	C7076	1-135-960-91	CERAMIC CHIP	10μF	10%	25V
C7028	1-164-862-11	CERAMIC CHIP	33pF	5%	50V	C7077	1-125-837-91	CERAMIC CHIP	1μF	10%	6.3V
C7029	1-164-937-11	CERAMIC CHIP	0.001μF	10%	50V	C7078	1-165-875-11	CERAMIC CHIP	10μF	10%	10V
C7030	1-164-937-11	CERAMIC CHIP	0.001μF	10%	50V	C7079	1-165-875-11	CERAMIC CHIP	10μF	10%	10V
C7031	1-164-862-11	CERAMIC CHIP	33pF	5%	50V	C7080	1-100-055-11	CERAMIC CHIP	22μF	20%	16V
C7032	1-164-862-11	CERAMIC CHIP	33pF	5%	50V	C7081	1-100-055-11	CERAMIC CHIP	22μF	20%	16V



REF. NO.	PART NO.	DESCRIPTION	VALUES			REF. NO.	PART NO.	DESCRIPTION	VALUES		
C7086	1-107-826-11	CERAMIC CHIP	0.1μF	10%	16V	C7233	1-114-148-11	CERAMIC CHIP	1μF	6.3V	
C7087	1-107-826-11	CERAMIC CHIP	0.1μF	10%	16V	C7234	1-114-148-11	CERAMIC CHIP	1μF	6.3V	
C7088	1-107-826-11	CERAMIC CHIP	0.1μF	10%	16V	C7235	1-114-148-11	CERAMIC CHIP	1μF	6.3V	
C7089	1-107-826-11	CERAMIC CHIP	0.1μF	10%	16V	C7236	1-114-148-11	CERAMIC CHIP	1μF	6.3V	
C7090	1-126-210-21	ELECT CHIP	220μF	20%	4V	C7237	1-114-148-11	CERAMIC CHIP	1μF	6.3V	
C7091	1-100-566-91	CERAMIC CHIP	0.1μF	10%	25V	C7238	1-114-148-11	CERAMIC CHIP	1μF	6.3V	
C7092	1-126-210-21	ELECT CHIP	220μF	20%	4V	C7239	1-114-148-11	CERAMIC CHIP	1μF	6.3V	
C7093	1-100-583-21	ELECT CHIP	470μF	20%	4V	C7240	1-114-148-11	CERAMIC CHIP	1μF	6.3V	
C7094	1-126-392-11	ELECT CHIP	100μF	20%	6.3V	C7241	1-114-148-11	CERAMIC CHIP	1μF	6.3V	
C7100	1-100-916-11	CERAMIC CHIP	0.1μF	10%	16V	C7242	1-100-583-21	ELECT CHIP	470μF	20%	4V
C7106	1-112-794-11	ELECT CHIP	470μF	20%	16V	C7243	1-100-916-11	CERAMIC CHIP	0.1μF	10%	16V
C7107	1-100-588-21	ELECT CHIP	1000μF	20%	6.3V	C7244	1-100-916-11	CERAMIC CHIP	0.1μF	10%	16V
C7200	1-100-583-21	ELECT CHIP	470μF	20%	4V	C7245	1-100-909-11	CERAMIC CHIP	10μF	10%	6.3V
C7201	1-100-916-11	CERAMIC CHIP	0.1μF	10%	16V	C7246	1-100-916-11	CERAMIC CHIP	0.1μF	10%	16V
C7202	1-100-916-11	CERAMIC CHIP	0.1μF	10%	16V	C7247	1-100-916-11	CERAMIC CHIP	0.1μF	10%	16V
C7203	1-100-916-11	CERAMIC CHIP	0.1μF	10%	16V	C7248	1-100-159-91	CERAMIC CHIP	22μF	10%	6.3V
C7204	1-114-148-11	CERAMIC CHIP	1μF	6.3V		C7249	1-100-916-11	CERAMIC CHIP	0.1μF	10%	16V
C7205	1-100-916-11	CERAMIC CHIP	0.1μF	10%	16V	C7250	1-100-916-11	CERAMIC CHIP	0.1μF	10%	16V
C7206	1-100-916-11	CERAMIC CHIP	0.1μF	10%	16V	C7251	1-100-916-11	CERAMIC CHIP	0.1μF	10%	16V
C7207	1-100-916-11	CERAMIC CHIP	0.1μF	10%	16V	C7252	1-100-916-11	CERAMIC CHIP	0.1μF	10%	16V
C7208	1-126-210-21	ELECT CHIP	220μF	20%	4V	C7253	1-100-916-11	CERAMIC CHIP	0.1μF	10%	16V
C7209	1-100-916-11	CERAMIC CHIP	0.1μF	10%	16V	C7254	1-100-916-11	CERAMIC CHIP	0.1μF	10%	16V
C7210	1-100-916-11	CERAMIC CHIP	0.1μF	10%	16V	C7255	1-114-148-11	CERAMIC CHIP	1μF	6.3V	
C7211	1-100-916-11	CERAMIC CHIP	0.1μF	10%	16V	C7256	1-114-148-11	CERAMIC CHIP	1μF	6.3V	
C7212	1-100-909-11	CERAMIC CHIP	10μF	10%	6.3V	C7257	1-100-916-11	CERAMIC CHIP	0.1μF	10%	16V
C7213	1-100-916-11	CERAMIC CHIP	0.1μF	10%	16V	C7258	1-100-916-11	CERAMIC CHIP	0.1μF	10%	16V
C7214	1-100-916-11	CERAMIC CHIP	0.1μF	10%	16V	C7259	1-114-148-11	CERAMIC CHIP	1μF	6.3V	
C7215	1-100-909-11	CERAMIC CHIP	10μF	10%	6.3V	C7260	1-114-148-11	CERAMIC CHIP	1μF	6.3V	
C7216	1-100-583-21	ELECT CHIP	470μF	20%	4V	C7261	1-100-909-11	CERAMIC CHIP	10μF	10%	6.3V
C7217	1-100-916-11	CERAMIC CHIP	0.1μF	10%	16V	C7262	1-114-148-11	CERAMIC CHIP	1μF	6.3V	
C7218	1-100-916-11	CERAMIC CHIP	0.1μF	10%	16V	C7263	1-114-148-11	CERAMIC CHIP	1μF	6.3V	
C7219	1-100-916-11	CERAMIC CHIP	0.1μF	10%	16V	C7264	1-114-148-11	CERAMIC CHIP	1μF	6.3V	
C7220	1-100-909-11	CERAMIC CHIP	10μF	10%	6.3V	C7265	1-100-916-11	CERAMIC CHIP	0.1μF	10%	16V
C7221	1-100-916-11	CERAMIC CHIP	0.1μF	10%	16V	C7266	1-100-916-11	CERAMIC CHIP	0.1μF	10%	16V
C7222	1-100-916-11	CERAMIC CHIP	0.1μF	10%	16V	C7267	1-100-916-11	CERAMIC CHIP	0.1μF	10%	16V
C7223	1-100-909-11	CERAMIC CHIP	10μF	10%	6.3V	C7268	1-100-916-11	CERAMIC CHIP	0.1μF	10%	16V
C7224	1-114-148-11	CERAMIC CHIP	1μF	6.3V		C7269	1-100-916-11	CERAMIC CHIP	0.1μF	10%	16V
C7225	1-114-148-11	CERAMIC CHIP	1μF	6.3V		C7270	1-100-916-11	CERAMIC CHIP	0.1μF	10%	16V
C7226	1-114-148-11	CERAMIC CHIP	1μF	6.3V		C7271	1-164-854-11	CERAMIC CHIP	15pF	5%	50V
C7227	1-100-916-11	CERAMIC CHIP	0.1μF	10%	16V	C7272	1-164-854-11	CERAMIC CHIP	15pF	5%	50V
C7228	1-100-916-11	CERAMIC CHIP	0.1μF	10%	16V	C7273	1-165-989-11	CERAMIC CHIP	10μF	10%	6.3V
C7229	1-114-148-11	CERAMIC CHIP	1μF	6.3V		C7274	1-100-909-11	CERAMIC CHIP	10μF	10%	6.3V
C7230	1-114-148-11	CERAMIC CHIP	1μF	6.3V		C7275	1-100-909-11	CERAMIC CHIP	10μF	10%	6.3V
C7231	1-114-148-11	CERAMIC CHIP	1μF	6.3V		C7276	1-100-909-11	CERAMIC CHIP	10μF	10%	6.3V
C7232	1-114-148-11	CERAMIC CHIP	1μF	6.3V		C7277	1-165-989-11	CERAMIC CHIP	10μF	10%	6.3V



REF. NO.	PART NO.	DESCRIPTION	VALUES			REF. NO.	PART NO.	DESCRIPTION	VALUES		
C7278	1-165-989-11	CERAMIC CHIP	10μF	10%	6.3V	C7515	1-100-916-11	CERAMIC CHIP	0.1μF	10%	16V
C7279	1-100-566-91	CERAMIC CHIP	0.1μF	10%	25V	C7600	1-100-916-11	CERAMIC CHIP	0.1μF	10%	16V
C7280	1-126-210-21	ELECT CHIP	220μF	20%	4V	C7700	1-100-916-11	CERAMIC CHIP	0.1μF	10%	16V
C7300	1-117-681-11	ELECT CHIP	100μF	20%	16V	C7701	1-100-916-11	CERAMIC CHIP	0.1μF	10%	16V
C7301	1-100-566-91	CERAMIC CHIP	0.1μF	10%	25V	C7702	1-100-916-11	CERAMIC CHIP	0.1μF	10%	16V
C7302	1-100-566-91	CERAMIC CHIP	0.1μF	10%	25V	C7703	1-100-916-11	CERAMIC CHIP	0.1μF	10%	16V
C7303	1-100-055-11	CERAMIC CHIP	22μF	20%	16V	C7704	1-100-916-11	CERAMIC CHIP	0.1μF	10%	16V
C7305	1-117-681-11	ELECT CHIP	100μF	20%	16V	C7705	1-100-916-11	CERAMIC CHIP	0.1μF	10%	16V
C7306	1-100-567-81	CERAMIC CHIP	0.01μF	10%	25V	C7706	1-100-916-11	CERAMIC CHIP	0.1μF	10%	16V
C7400	1-100-916-11	CERAMIC CHIP	0.1μF	10%	16V	C7707	1-100-916-11	CERAMIC CHIP	0.1μF	10%	16V
C7401	1-100-916-11	CERAMIC CHIP	0.1μF	10%	16V	C7720	1-125-837-91	CERAMIC CHIP	1μF	10%	6.3V
C7402	1-100-916-11	CERAMIC CHIP	0.1μF	10%	16V	C7800	1-100-916-11	CERAMIC CHIP	0.1μF	10%	16V
C7403	1-100-506-91	CERAMIC CHIP	1μF	20%	6.3V	C7801	1-100-916-11	CERAMIC CHIP	0.1μF	10%	16V
C7404	1-100-916-11	CERAMIC CHIP	0.1μF	10%	16V	C7804	1-100-916-11	CERAMIC CHIP	0.1μF	10%	16V
C7405	1-100-916-11	CERAMIC CHIP	0.1μF	10%	16V	C7805	1-100-916-11	CERAMIC CHIP	0.1μF	10%	16V
C7406	1-100-916-11	CERAMIC CHIP	0.1μF	10%	16V	C7807	1-100-916-11	CERAMIC CHIP	0.1μF	10%	16V
C7407	1-100-916-11	CERAMIC CHIP	0.1μF	10%	16V	C7808	1-100-916-11	CERAMIC CHIP	0.1μF	10%	16V
C7408	1-100-916-11	CERAMIC CHIP	0.1μF	10%	16V	C7809	1-100-916-11	CERAMIC CHIP	0.1μF	10%	16V
C7409	1-100-916-11	CERAMIC CHIP	0.1μF	10%	16V	C7810	1-100-916-11	CERAMIC CHIP	0.1μF	10%	16V
C7410	1-100-916-11	CERAMIC CHIP	0.1μF	10%	16V	C7811	1-165-989-11	CERAMIC CHIP	10μF	10%	6.3V
C7411	1-114-148-11	CERAMIC CHIP	1μF		6.3V	C7812	1-100-916-11	CERAMIC CHIP	0.1μF	10%	16V
C7412	1-114-148-11	CERAMIC CHIP	1μF		6.3V	C7813	1-100-916-11	CERAMIC CHIP	0.1μF	10%	16V
C7413	1-114-148-11	CERAMIC CHIP	1μF		6.3V	C7814	1-100-916-11	CERAMIC CHIP	0.1μF	10%	16V
C7417	1-100-916-11	CERAMIC CHIP	0.1μF	10%	16V	C7815	1-100-916-11	CERAMIC CHIP	0.1μF	10%	16V
C7418	1-100-916-11	CERAMIC CHIP	0.1μF	10%	16V	C7816	1-165-989-11	CERAMIC CHIP	10μF	10%	6.3V
C7420	1-100-916-11	CERAMIC CHIP	0.1μF	10%	16V	C7817	1-165-989-11	CERAMIC CHIP	10μF	10%	6.3V
C7422	1-114-148-11	CERAMIC CHIP	1μF		6.3V	C7818	1-100-566-91	CERAMIC CHIP	0.1μF	10%	25V
C7424	1-114-148-11	CERAMIC CHIP	1μF		6.3V	C7819	1-100-566-91	CERAMIC CHIP	0.1μF	10%	25V
C7425	1-114-148-11	CERAMIC CHIP	1μF		6.3V	C7820	1-164-864-11	CERAMIC CHIP	39pF	5%	50V
C7430	1-100-566-91	CERAMIC CHIP	0.1μF	10%	25V	C7821	1-164-858-11	CERAMIC CHIP	22pF	5%	50V
C7431	1-126-210-21	ELECT CHIP	220μF	20%	4V	C7822	1-164-858-11	CERAMIC CHIP	22pF	5%	50V
C7432	1-165-989-11	CERAMIC CHIP	10μF	10%	6.3V	C7823	1-164-868-11	CERAMIC CHIP	56pF	5%	50V
C7433	1-165-989-11	CERAMIC CHIP	10μF	10%	6.3V	C7824	1-164-868-11	CERAMIC CHIP	56pF	5%	50V
C7501	1-100-916-11	CERAMIC CHIP	0.1μF	10%	16V	C7825	1-164-864-11	CERAMIC CHIP	39pF	5%	50V
C7502	1-100-916-11	CERAMIC CHIP	0.1μF	10%	16V	C7828	1-164-862-11	CERAMIC CHIP	33pF	5%	50V
C7504	1-100-916-11	CERAMIC CHIP	0.1μF	10%	16V	C7829	1-164-862-11	CERAMIC CHIP	33pF	5%	50V
C7505	1-117-681-11	ELECT CHIP	100μF	20%	16V	C7831	1-107-819-11	CERAMIC CHIP	0.022μF	10%	16V
C7506	1-117-681-11	ELECT CHIP	100μF	20%	16V	C7832	1-126-205-11	ELECT CHIP	47μF	20%	6.3V
C7507	1-117-681-11	ELECT CHIP	100μF	20%	16V	C7833	1-125-777-11	CERAMIC CHIP	0.1μF	10%	10V
C7509	1-127-573-11	CERAMIC CHIP	1μF	10%	16V	C7835	1-164-860-11	CERAMIC CHIP	27pF	5%	50V
C7510	1-100-916-11	CERAMIC CHIP	0.1μF	10%	16V	C7836	1-164-860-11	CERAMIC CHIP	27pF	5%	50V
C7511	1-164-937-11	CERAMIC CHIP	0.001μF	10%	50V	C7837	1-164-840-11	CERAMIC CHIP	1pF	0.25pF	50V
C7512	1-125-891-11	CERAMIC CHIP	0.47μF	10%	10V	C7838	1-164-840-11	CERAMIC CHIP	1pF	0.25pF	50V
C7513	1-126-210-21	ELECT CHIP	220μF	20%	4V	C7840	1-164-860-11	CERAMIC CHIP	27pF	5%	50V
C7514	1-165-875-11	CERAMIC CHIP	10μF	10%	10V	C7841	1-164-860-11	CERAMIC CHIP	27pF	5%	50V



REF. NO.	PART NO.	DESCRIPTION	VALUES	REF. NO.	PART NO.	DESCRIPTION	VALUES
C7842	1-100-581-81	CERAMIC CHIP	0.0047μF 10% 50V	C9116	1-162-970-11	CERAMIC CHIP	0.01μF 10% 25V
C7844	1-117-681-11	ELECT CHIP	100μF 20% 16V	C9117	1-162-970-11	CERAMIC CHIP	0.01μF 10% 25V
C7845	1-100-916-11	CERAMIC CHIP	0.1μF 10% 16V	C9118	1-162-970-11	CERAMIC CHIP	0.01μF 10% 25V
C7846	1-137-765-21	ELECT CHIP	47μF 20% 16V	C9119	1-162-970-11	CERAMIC CHIP	0.01μF 10% 25V
C7847	1-164-939-11	CERAMIC CHIP	0.0022μF 10% 50V	C9121	1-162-970-11	CERAMIC CHIP	0.01μF 10% 25V
C7848	1-100-588-21	ELECT CHIP	1000μF 20% 6.3V	C9122	1-162-970-11	CERAMIC CHIP	0.01μF 10% 25V
C7849	1-100-567-81	CERAMIC CHIP	0.01μF 10% 25V	C9123	1-162-970-11	CERAMIC CHIP	0.01μF 10% 25V
C7850	1-100-905-11	CERAMIC CHIP	0.001μF 10% 50V	C9124	1-162-970-11	CERAMIC CHIP	0.01μF 10% 25V
C7852	1-128-396-11	ELECT CHIP	470μF 20% 10V	C9125	1-162-970-11	CERAMIC CHIP	0.01μF 10% 25V
C7853	1-100-567-81	CERAMIC CHIP	0.01μF 10% 25V	C9126	1-162-970-11	CERAMIC CHIP	0.01μF 10% 25V
C7854	1-112-777-11	CERAMIC CHIP	0.01μF 10% 25V	C9127	1-162-970-11	CERAMIC CHIP	0.01μF 10% 25V
C7855	1-165-887-91	CERAMIC CHIP	0.22μF 10% 6.3V	C9128	1-162-970-11	CERAMIC CHIP	0.01μF 10% 25V
C7856	1-100-905-11	CERAMIC CHIP	0.001μF 10% 50V	C9129	1-162-970-11	CERAMIC CHIP	0.01μF 10% 25V
C7857	1-100-159-91	CERAMIC CHIP	22μF 10% 6.3V	C9130	1-162-970-11	CERAMIC CHIP	0.01μF 10% 25V
C7858	1-164-874-11	CERAMIC CHIP	100pF 5% 50V	C9131	1-162-970-11	CERAMIC CHIP	0.01μF 10% 25V
C7859	1-164-874-11	CERAMIC CHIP	100pF 5% 50V	C9132	1-162-970-11	CERAMIC CHIP	0.01μF 10% 25V
C7862	1-112-046-11	CERAMIC CHIP	4.7μF 10% 6.3V	C9133	1-162-970-11	CERAMIC CHIP	0.01μF 10% 25V
C7863	1-100-916-11	CERAMIC CHIP	0.1μF 10% 16V	C9134	1-162-970-11	CERAMIC CHIP	0.01μF 10% 25V
C7864	1-100-916-11	CERAMIC CHIP	0.1μF 10% 16V	C9135	1-162-970-11	CERAMIC CHIP	0.01μF 10% 25V
C7866	1-164-874-11	CERAMIC CHIP	100pF 5% 50V	C9136	1-162-970-11	CERAMIC CHIP	0.01μF 10% 25V
C7867	1-164-862-11	CERAMIC CHIP	33pF 5% 50V	C9137	1-165-989-11	CERAMIC CHIP	10μF 10% 6.3V
C7870	1-165-989-11	CERAMIC CHIP	10μF 10% 6.3V	C9138	1-107-826-11	CERAMIC CHIP	0.1μF 10% 16V
C7871	1-165-989-11	CERAMIC CHIP	10μF 10% 6.3V	C9139	1-162-964-11	CERAMIC CHIP	0.001μF 10% 50V
C7878	1-128-396-11	ELECT CHIP	470μF 20% 10V	C9140	1-162-970-11	CERAMIC CHIP	0.01μF 10% 25V
C7879	1-162-995-11	CERAMIC CHIP	0.022μF 50V	C9143	1-162-964-11	CERAMIC CHIP	0.001μF 10% 50V
C7950	1-100-567-81	CERAMIC CHIP	0.01μF 10% 25V	C9144	1-162-970-11	CERAMIC CHIP	0.01μF 10% 25V
C7951	1-100-567-81	CERAMIC CHIP	0.01μF 10% 25V	C9145	1-107-826-11	CERAMIC CHIP	0.1μF 10% 16V
C7952	1-165-908-11	CERAMIC CHIP	1μF 10% 10V	C9146	1-162-964-11	CERAMIC CHIP	0.001μF 10% 50V
C7953	1-100-916-11	CERAMIC CHIP	0.1μF 10% 16V	C9147	1-162-970-11	CERAMIC CHIP	0.01μF 10% 25V
C7954	1-100-916-11	CERAMIC CHIP	0.1μF 10% 16V	C9149	1-107-826-11	CERAMIC CHIP	0.1μF 10% 16V
C7956	1-100-916-11	CERAMIC CHIP	0.1μF 10% 16V	C9150	1-162-970-11	CERAMIC CHIP	0.01μF 10% 25V
C7958	1-100-916-11	CERAMIC CHIP	0.1μF 10% 16V	C9151	1-165-989-11	CERAMIC CHIP	10μF 10% 6.3V
C7959	1-100-916-11	CERAMIC CHIP	0.1μF 10% 16V	C9152	1-165-989-11	CERAMIC CHIP	10μF 10% 6.3V
C9100	1-126-210-21	ELECT CHIP	220μF 20% 4V	C9153	1-162-970-11	CERAMIC CHIP	0.01μF 10% 25V
C9101	1-126-210-21	ELECT CHIP	220μF 20% 4V	C9154	1-162-964-11	CERAMIC CHIP	0.001μF 10% 50V
C9105	1-162-970-11	CERAMIC CHIP	0.01μF 10% 25V	C9155	1-107-826-11	CERAMIC CHIP	0.1μF 10% 16V
C9106	1-162-970-11	CERAMIC CHIP	0.01μF 10% 25V	C9156	1-107-826-11	CERAMIC CHIP	0.1μF 10% 16V
C9107	1-162-970-11	CERAMIC CHIP	0.01μF 10% 25V	C9157	1-107-826-11	CERAMIC CHIP	0.1μF 10% 16V
C9108	1-162-970-11	CERAMIC CHIP	0.01μF 10% 25V	C9158	1-162-968-11	CERAMIC CHIP	0.0047μF 10% 50V
C9110	1-162-970-11	CERAMIC CHIP	0.01μF 10% 25V	C9159	1-162-970-11	CERAMIC CHIP	0.01μF 10% 25V
C9111	1-162-970-11	CERAMIC CHIP	0.01μF 10% 25V	C9160	1-162-970-11	CERAMIC CHIP	0.01μF 10% 25V
C9112	1-162-970-11	CERAMIC CHIP	0.01μF 10% 25V	C9161	1-162-964-11	CERAMIC CHIP	0.001μF 10% 50V
C9113	1-162-970-11	CERAMIC CHIP	0.01μF 10% 25V	C9162	1-162-970-11	CERAMIC CHIP	0.01μF 10% 25V
C9114	1-162-970-11	CERAMIC CHIP	0.01μF 10% 25V	C9163	1-164-315-11	CERAMIC CHIP	470pF 5% 50V
C9115	1-107-826-11	CERAMIC CHIP	0.1μF 10% 16V				

NOTE: The components identified by shading and \triangle mark are critical for safety. Replace only with part number specified.

NOTE: Les composants identifiés par un trame et une marque \triangle sont critiques pour la sécurité. Ne les remplacer que par une pièce portant le numéro spécifié.



REF. NO.	PART NO.	DESCRIPTION	VALUES	REF. NO.	PART NO.	DESCRIPTION	VALUES	
CONNECTOR				D5517	6-500-701-01	DIODE	PGB1010603NR	
*	CN1400	1-819-928-11	HEADER ASSEMBLY	20P	D5525	1-216-864-11	SHORT CHIP	
*	CN2000	1-819-461-11	HEADER ASSEMBLY FOR PWB	D5528	1-216-864-11	SHORT CHIP		
	CN3004	1-779-936-51	CONNECTOR, FFC/FPC	18P	D7000	8-719-081-97	DIODE	MMDL914T1
*	CN3008	1-820-188-11	HEADER ASSEMBLY (PRINT PWB)	11P	D7001	8-719-988-61	DIODE	1SS355TE-17
*	CN4001	1-820-550-11	HEADER ASSEMBLY FOR PWB		D7002	6-500-253-01	DIODE	RB053L-30TE25
	CN5000	1-821-013-11	D SUB CONNECTOR	D7003	8-719-977-28	DIODE	DTZ10B	
*	CN7301	1-819-333-11	HEADER ASSEMBLY FOR PWB	D7004	8-719-977-12	DIODE	DTZ6.8B	
	CN7303	1-820-187-11	HEADER ASSEMBLY (PRINT PWB)	10P	D7008	8-719-083-58	DIODE	UDZSNPTE-173.9B
*	CN7600	1-793-141-21	PIN, CONNECTOR (PC BOARD)	15P	D7010	8-719-081-34	DIODE	RB160M-30TR
*	CN9102	1-818-656-21	HEADER ASSEMBLY	30P	D7013	8-719-081-34	DIODE	RB160M-30TR
DIODE				D7019	6-500-253-01	DIODE	RB053L-30TE25	
	D1013	8-719-423-03	DIODE	MA8100	D7201	8-719-081-97	DIODE	MMDL914T1
	D1014	8-719-423-03	DIODE	MA8100	D7500	8-719-073-34	DIODE	EC21QS03L-TE12L
	D1015	8-719-423-03	DIODE	MA8100	D7801	8-719-058-24	DIODE	RB501V-40TE-17
	D1016	8-719-423-03	DIODE	MA8100	D7802	8-719-422-46	DIODE	MA8056
	D1019	8-719-423-03	DIODE	MA8100	D7803	8-719-422-46	DIODE	MA8056
	D1020	8-719-423-03	DIODE	MA8100	EARTH TERMINAL			
	D1021	8-719-423-03	DIODE	MA8100	ET4001	1-780-482-11	EARTH TERMINAL	
	D2002	8-719-404-50	DIODE	MA111-TX	ET4002	1-780-482-11	EARTH TERMINAL	
	D2008	8-719-404-50	DIODE	MA111-TX	ET4003	1-780-482-11	EARTH TERMINAL	
\triangle	D2014	6-500-028-01	DIODE	MM3Z9V1ST1	ET4004	1-780-482-11	EARTH TERMINAL	
	D2017	8-719-050-37	DIODE	M1MA152WA-T1	ET4005	1-780-482-11	EARTH TERMINAL	
	D2018	8-719-977-28	DIODE	DTZ10B	ET4006	1-780-482-11	EARTH TERMINAL	
	D2019	8-719-977-28	DIODE	DTZ10B	ET4007	1-780-482-11	EARTH TERMINAL	
	D2020	8-719-422-46	DIODE	MA8056	*	ET4012	1-780-431-11	ON-BOARD CONTACT
	D2021	8-719-422-46	DIODE	MA8056	*	ET4013	1-780-431-11	ON-BOARD CONTACT
	D2022	8-719-422-46	DIODE	MA8056	FUSE			
	D3002	8-719-071-87	DIODE	MA785-(TX),SO	F2000	1-576-958-21	FUSE	4A 24V
	D3007	8-719-077-59	DIODE	1PS302	F3001	1-576-646-11	FUSE	0.5A 50V
	D3020	8-719-422-46	DIODE	MA8056	F4001	1-576-933-21	FUSE	5A 24V
	D3021	8-719-422-46	DIODE	MA8056	\triangle F7000	1-576-603-21	FUSE	3.15A 24V
	D4012	8-719-017-89	DIODE	MA8150-TX	FERRITE BEAD			
	D5000	8-719-422-46	DIODE	MA8056	FB1700	1-216-864-11	SHORT CHIP	
	D5001	8-719-422-46	DIODE	MA8056	FB1701	1-412-983-31	INDUCTOR	2.2 μ H
	D5002	8-719-422-46	DIODE	MA8056	FB2000	1-400-212-22	FERRITE	0 μ H
	D5003	8-719-050-38	DIODE	M1MA152WK-T1	FB2006	1-400-089-21	FERRITE	0 μ H
	D5506	6-500-701-01	DIODE	PGB1010603NR	FB2007	1-400-089-21	FERRITE	0 μ H
	D5508	8-719-081-97	DIODE	MMDL914T1	FB2008	1-400-089-21	FERRITE	0 μ H
	D5509	6-500-701-01	DIODE	PGB1010603NR	FB2009	1-400-089-21	FERRITE	0 μ H
	D5513	6-500-701-01	DIODE	PGB1010603NR	FB2010	1-400-089-21	FERRITE	0 μ H
	D5516	8-719-081-97	DIODE	MMDL914T1				

NOTE: The components identified by shading and \triangle mark are critical for safety. Replace only with part number specified.

NOTE: Les composants identifiés par un trame et une marque \triangle sont critiques pour la sécurité. Ne les remplacer que par une pièce portant le numéro spécifié.



REF. NO.	PART NO.	DESCRIPTION	VALUES	REF. NO.	PART NO.	DESCRIPTION	VALUES
FB2012	1-400-089-21	FERRITE	0 μ H	FB7807	1-469-083-21	FERRITE	0 μ H
FB2013	1-400-089-21	FERRITE	0 μ H	FB7808	1-400-198-21	FERRITE	0 μ H
FB2014	1-400-089-21	FERRITE	0 μ H	FB7809	1-400-198-21	FERRITE	0 μ H
FB4001	1-400-089-21	FERRITE	0 μ H	FB9101	1-400-089-21	FERRITE	0 μ H
FB4002	1-400-110-21	FERRITE	0 μ H	FILTER			
FB4003	1-400-089-21	FERRITE	0 μ H	FL3001	1-234-177-21	FERRITE	0 μ H
FB4005	1-414-445-11	FERRITE	0 μ H	FL5501	1-234-177-21	FERRITE	0 μ H
FB4006	1-414-445-11	FERRITE	0 μ H	FL5502	1-234-177-21	FERRITE	0 μ H
FB4007	1-414-445-11	FERRITE	0 μ H	IC			
FB4008	1-400-591-22	FERRITE	0 μ H	IC1001	8-759-548-56	IC	M52055FP
FB4009	1-400-591-22	FERRITE	0 μ H	IC2004	8-759-278-58	IC	NJM4558V-TE2
FB4010	1-400-591-22	FERRITE	0 μ H	IC2005	8-759-460-79	IC	BA09FP-E2
FB4011	1-400-591-22	FERRITE	0 μ H	IC2006	8-759-278-58	IC	NJM4558V-TE2
FB4013	1-400-089-21	FERRITE	0 μ H	IC2008	6-709-927-01	IC	RT8H225C-TP-2
FB4501	1-412-983-31	INDUCTOR	2.2 μ H	IC2009	6-710-904-01	IC	TPA3100D2PHPR
FB4502	1-469-555-21	INDUCTOR	10 μ H	IC2010	8-759-359-49	IC	NJM3414AV(TE2)
FB5000	1-469-100-21	FERRITE	0 μ H	IC2011	6-709-927-01	IC	RT8H225C-TP-2
FB5001	1-469-100-21	FERRITE	0 μ H	IC2013	6-701-105-01	IC	NJM2750M-TE2
FB5002	1-469-100-21	FERRITE	0 μ H	IC2014	6-707-181-01	IC	AK5366VQ-L
FB5004	1-469-100-21	FERRITE	0 μ H	IC2015	6-704-819-01	IC	CS4335-KSZR
FB5005	1-400-141-22	FERRITE	0 μ H	IC2016	6-704-819-01	IC	CS4335-KSZR
FB7000	1-400-794-21	FERRITE	0 μ H	IC3005	6-704-607-01	IC	M24C16-WMN6T(B)
FB7003	1-400-089-21	FERRITE	0 μ H	IC3007	6-709-731-01	IC	ADT75ARZ-REEL
\triangle FB7200	1-414-229-11	FERRITE	0 μ H	IC3009	6-709-517-01	IC	S-35390A-J8T1G
\triangle FB7201	1-414-229-11	FERRITE	0 μ H	IC3010	6-801-402-01	IC	BD4729GTR
FB7202	1-414-229-11	FERRITE	0 μ H	IC3011	6-806-734-01	IC	MB95F118ASPMT-G-SPE1
FB7203	1-414-229-11	FERRITE	0 μ H	\triangle IC4501	6-711-281-01	IC	AD9380KSTZ-100
FB7204	1-414-229-11	FERRITE	0 μ H	IC5000	6-704-600-01	IC	M24C02-WMN6T(B)
FB7300	1-400-089-21	FERRITE	0 μ H	IC5001	6-707-846-01	IC	TC74LCX14FT(EKJ)
FB7301	1-400-089-21	FERRITE	0 μ H	IC5501	6-704-001-01	IC	BR24L02F-WE2
FB7302	1-414-229-11	FERRITE	0 μ H	IC5503	6-704-001-01	IC	BR24L02F-WE2
FB7303	1-414-229-11	FERRITE	0 μ H	IC5511	6-708-758-01	IC	PCA9517DP.118
FB7400	1-414-229-11	FERRITE	0 μ H	IC5512	8-759-596-34	IC	SN74LV4053APWR
\triangle FB7700	1-414-229-11	FERRITE	0 μ H	IC5513	8-753-255-97	IC	CXB1441R-T4
FB7701	1-414-229-11	FERRITE	0 μ H	IC7000	6-702-142-01	IC	PQ1CY1032ZP
FB7800	1-414-229-11	FERRITE	0 μ H	IC7001	6-708-171-01	IC	MIC5235YM5TR
FB7801	1-218-990-81	SHORT CHIP		IC7002	6-703-708-01	IC	LM2903DT
FB7802	1-218-990-81	SHORT CHIP		IC7003	6-703-175-01	IC	PST3629UL
FB7803	1-469-084-21	FERRITE	0MH	\triangle IC7004	6-709-075-01	IC	TPS5124DBTRG4
FB7804	1-469-083-21	FERRITE	0 μ H	\triangle IC7005	6-709-075-01	IC	TPS5124DBTRG4
FB7805	1-469-083-21	FERRITE	0 μ H	IC7006	6-707-739-01	IC	MM1661JTRE
FB7806	1-469-083-21	FERRITE	0 μ H	IC7300	6-711-353-01	IC	100CK2254
				IC7301	6-700-631-01	IC	TPS2051ADR
				IC7400	6-711-198-01	IC	HYB18TC512160BF-2.5

NOTE: The components identified by shading and \triangle mark are critical for safety. Replace only with part number specified.

NOTE: Les composants identifiés par un trame et une marque \triangle sont critiques pour la sécurité. Ne les remplacer que par une pièce portant le numéro spécifié.



REF. NO.	PART NO.	DESCRIPTION	VALUES	REF. NO.	PART NO.	DESCRIPTION	VALUES	
	IC7501	6-709-504-01	IC	K9F5608U0D-PCB0T	L5502	1-457-223-11	INDUCTOR	0 μ H
\triangle	IC7503	6-807-556-01	IC	M25P40-VMN6TP	L5503	1-457-223-11	INDUCTOR	0 μ H
	IC7504	8-759-675-48	IC	SN74LVC32APWR	L5504	1-457-223-11	INDUCTOR	0 μ H
	IC7505	6-705-468-01	IC	BA33BC0FP-E2	L7001	1-457-242-11	INDUCTOR	47 μ H
	IC7506	6-703-038-01	IC	CD74HC4538PWR	L7002	1-424-976-21	INDUCTOR	47 μ H
	IC7950	8-759-338-95	IC	NJM2903V(TE2)	L7004	1-424-922-21	INDUCTOR	10 μ H
	IC9100	6-702-973-01	IC	CXD9690Q	L7005	1-424-922-21	INDUCTOR	10 μ H
	IC9102	6-704-519-01	IC	THC63LVD103	L7006	1-400-325-11	INDUCTOR	5.6 μ H
	IC9105	6-701-680-01	IC	PST3629NR	L7007	1-400-281-11	INDUCTOR	10 μ H
		JACK			L7201	1-400-180-21	FERRITE	0 μ H
	J1000	1-780-487-11	S TERMINAL BLOCK		L7300	1-400-284-21	INDUCTOR	0 μ H
	J1100	1-821-064-11	PHONO JACK	10P	L7431	1-400-180-21	FERRITE	0 μ H
	J1701	1-820-765-11	PHONO JACK	2P	L7720	1-400-180-21	FERRITE	0 μ H
	J1710	1-820-638-11	JACK (SMALL TYPE)		L7800	1-412-973-11	INDUCTOR	0.33 μ H
*	J1722	1-821-418-11	PIN JACK BLOCK	1P	L7801	1-412-971-31	INDUCTOR	0.22 μ H
	J5505	1-818-737-11	HDMI CONNECTOR		L7802	1-412-971-31	INDUCTOR	0.22 μ H
	J5506	1-818-737-11	HDMI CONNECTOR		L7805	1-412-973-11	INDUCTOR	0.33 μ H
		COIL			L7806	1-412-974-41	INDUCTOR	0.39 μ H
	L1001	1-469-555-21	INDUCTOR	10 μ H	L7807	1-412-974-41	INDUCTOR	0.39 μ H
	L1007	1-412-983-31	INDUCTOR	2.2 μ H	L7808	1-469-555-21	INDUCTOR	10 μ H
	L2005	1-469-555-21	INDUCTOR	10 μ H	L7809	1-412-972-31	INDUCTOR	0.27 μ H
	L2011	1-469-555-21	INDUCTOR	10 μ H	L7810	1-412-972-31	INDUCTOR	0.27 μ H
	L2015	1-469-555-21	INDUCTOR	10 μ H	L7811	1-469-555-21	INDUCTOR	10 μ H
	L2016	1-481-083-11	INDUCTOR	22 μ H	L7812	1-469-555-21	INDUCTOR	10 μ H
	L2017	1-412-058-11	INDUCTOR	10 μ H	L7813	1-469-555-21	INDUCTOR	10 μ H
	L2018	1-457-429-11	INDUCTOR	22 μ H	L7814	1-469-555-21	INDUCTOR	10 μ H
	L2019	1-457-429-11	INDUCTOR	22 μ H	L7815	1-469-555-21	INDUCTOR	10 μ H
	L2022	1-469-555-21	INDUCTOR	10 μ H	L7817	1-400-180-21	FERRITE	0 μ H
	L2023	1-216-864-11	SHORT CHIP		L7818	1-400-180-21	FERRITE	0 μ H
	L2025	1-469-555-21	INDUCTOR	10 μ H	L7819	1-469-555-21	INDUCTOR	10 μ H
	L2026	1-457-429-11	INDUCTOR	22 μ H	L7820	1-400-180-21	FERRITE	0 μ H
	L2027	1-457-429-11	INDUCTOR	22 μ H	L7821	1-400-180-21	FERRITE	0 μ H
	L3002	1-400-794-21	FERRITE	0 μ H	L7822	1-400-180-21	FERRITE	0 μ H
	L4501	1-469-555-21	INDUCTOR	10 μ H	L7824	1-400-180-21	FERRITE	0 μ H
	L4502	1-469-555-21	INDUCTOR	10 μ H	L7825	1-400-180-21	FERRITE	0 μ H
	L4503	1-469-555-21	INDUCTOR	10 μ H	L7826	1-400-180-21	FERRITE	0 μ H
	L4504	1-469-555-21	INDUCTOR	10 μ H	L7827	1-400-180-21	FERRITE	0 μ H
	L4505	1-469-555-21	INDUCTOR	10 μ H	L9100	1-469-555-21	INDUCTOR	10 μ H
	L5005	1-457-223-11	INDUCTOR	0 μ H	L9101	1-412-029-11	INDUCTOR	10 μ H
	L5006	1-457-223-11	INDUCTOR	0 μ H	L9103	1-469-555-21	INDUCTOR	10 μ H
	L5007	1-457-223-11	INDUCTOR	0 μ H	L9104	1-469-555-21	INDUCTOR	10 μ H
	L5008	1-457-223-11	INDUCTOR	0 μ H	L9105	1-469-555-21	INDUCTOR	10 μ H
	L5501	1-457-223-11	INDUCTOR	0 μ H	L9106	1-456-984-11	INDUCTOR	0 μ H
					L9107	1-456-984-11	INDUCTOR	0 μ H
					L9108	1-456-984-11	INDUCTOR	0 μ H

NOTE: The components identified by shading and \triangle mark are critical for safety. Replace only with part number specified.

NOTE: Les composants identifiés par un trame et une marque \triangle sont critiques pour la sécurité. Ne les remplacer que par une pièce portant le numéro spécifié.



REF. NO.	PART NO.	DESCRIPTION	VALUES	REF. NO.	PART NO.	DESCRIPTION	VALUES
L9109	1-456-984-11	INDUCTOR	0μH	Q7800	6-551-696-01	TRANSISTOR	ISA1235AC1TP-1EF
L9110	1-456-984-11	INDUCTOR	0μH	Q7802	6-551-699-01	TRANSISTOR	ISA1602AM1TP-1EF
L9111	1-400-177-21	FERRITE	0μH	Q7803	8-729-620-07	TRANSISTOR	2SC3052EF-T1-LEF
IC LINK				Q7804	8-729-620-07	TRANSISTOR	2SC3052EF-T1-LEF
PS5000	1-576-646-11	FUSE	0.5A 50V	Q7807	8-729-620-13	TRANSISTOR	2SC4154TP-1EF
\triangle PS7000	1-576-925-11	IC LINK	3.15A 0V	Q9100	8-729-600-22	TRANSISTOR	2SA1235-F
\triangle PS7001	1-576-925-11	IC LINK	3.15A 0V	Q9101	8-729-620-07	TRANSISTOR	2SC3052EF-T1-LEF
TRANSISTOR				RESISTOR			
Q1007	8-729-422-27	TRANSISTOR	2SD601A-Q	R1012	1-218-985-11	RES-CHIP	470K 5% 1/16W
Q2006	8-729-620-13	TRANSISTOR	2SC4154TP-1EF	R1013	1-218-990-81	SHORT CHIP	
Q2007	6-551-364-01	TRANSISTOR	DTC614TUT106	R1014	1-218-985-11	RES-CHIP	470K 5% 1/16W
Q2008	6-551-364-01	TRANSISTOR	DTC614TUT106	R1015	1-218-990-81	SHORT CHIP	
Q2009	8-729-028-96	TRANSISTOR	DTC114EUA-T106	R1016	1-218-990-81	SHORT CHIP	
Q2010	8-729-013-28	TRANSISTOR	HN1B01FU-TE85R	R1021	1-218-985-11	RES-CHIP	470K 5% 1/16W
Q2012	6-551-271-01	TRANSISTOR	RT3AMMM	R1022	1-218-990-81	SHORT CHIP	
Q2013	6-551-271-01	TRANSISTOR	RT3AMMM	R1023	1-218-985-11	RES-CHIP	470K 5% 1/16W
Q2016	8-729-028-96	TRANSISTOR	DTC114EUA-T106	R1024	1-218-990-81	SHORT CHIP	
Q2017	8-729-028-96	TRANSISTOR	DTC114EUA-T106	R1025	1-218-990-81	SHORT CHIP	
Q2018	8-729-028-96	TRANSISTOR	DTC114EUA-T106	R1102	1-218-831-11	METAL CHIP	220 0.50% 1/10W
Q2019	6-551-364-01	TRANSISTOR	DTC614TUT106	R1103	1-218-831-11	METAL CHIP	220 0.50% 1/10W
Q2020	6-551-364-01	TRANSISTOR	DTC614TUT106	R1104	1-218-831-11	METAL CHIP	220 0.50% 1/10W
Q2021	8-729-422-27	TRANSISTOR	2SD601A-Q	R1105	1-218-933-11	RES-CHIP	22 5% 1/16W
Q3007	8-729-028-96	TRANSISTOR	DTC114EUA-T106	R1106	1-218-831-11	METAL CHIP	220 0.50% 1/10W
Q4001	8-729-028-97	TRANSISTOR	DTC114TUA-T106	R1107	1-218-831-11	METAL CHIP	220 0.50% 1/10W
Q4002	8-729-028-97	TRANSISTOR	DTC114TUA-T106	R1108	1-218-831-11	METAL CHIP	220 0.50% 1/10W
Q4011	8-729-907-00	TRANSISTOR	DTC114EU	R1109	1-218-933-11	RES-CHIP	22 5% 1/16W
Q4014	8-729-028-96	TRANSISTOR	DTC114EUA-T106	R1110	1-218-831-11	METAL CHIP	220 0.50% 1/10W
Q4016	8-729-028-97	TRANSISTOR	DTC114TUA-T106	R1111	1-218-831-11	METAL CHIP	220 0.50% 1/10W
Q4017	8-729-028-97	TRANSISTOR	DTC114TUA-T106	R1112	1-218-831-11	METAL CHIP	220 0.50% 1/10W
Q4018	8-729-054-36	TRANSISTOR	UPA1716G-E2	R1113	1-218-933-11	RES-CHIP	22 5% 1/16W
Q4501	8-729-620-07	TRANSISTOR	2SC3052EF-T1-LEF	R1114	1-218-990-81	SHORT CHIP	
Q4502	8-729-620-07	TRANSISTOR	2SC3052EF-T1-LEF	R1115	1-218-985-11	RES-CHIP	470K 5% 1/16W
Q4503	8-729-620-07	TRANSISTOR	2SC3052EF-T1-LEF	R1116	1-218-990-81	SHORT CHIP	
Q5503	8-729-028-28	TRANSISTOR	2SK2036(TE85L)	R1117	1-218-985-11	RES-CHIP	470K 5% 1/16W
Q5505	8-729-028-28	TRANSISTOR	2SK2036(TE85L)	R1132	1-218-831-11	METAL CHIP	220 0.50% 1/10W
Q5507	8-729-028-96	TRANSISTOR	DTC114EUA-T106	R1133	1-218-831-11	METAL CHIP	220 0.50% 1/10W
Q5624	8-729-907-00	TRANSISTOR	DTC114EU	R1134	1-218-831-11	METAL CHIP	220 0.50% 1/10W
Q5625	8-729-907-00	TRANSISTOR	DTC114EU	R1135	1-218-933-11	RES-CHIP	22 5% 1/16W
\triangle Q7000	8-729-046-04	TRANSISTOR	FDS6690A	R1136	1-218-831-11	METAL CHIP	220 0.50% 1/10W
\triangle Q7001	6-709-438-01	TRANSISTOR	FDS6986AS-NL	R1137	1-218-831-11	METAL CHIP	220 0.50% 1/10W
\triangle Q7002	6-709-438-01	TRANSISTOR	FDS6986AS-NL	R1138	1-218-831-11	METAL CHIP	220 0.50% 1/10W
\triangle Q7003	6-709-438-01	TRANSISTOR	FDS6986AS-NL	R1139	1-218-933-11	RES-CHIP	22 5% 1/16W
\triangle Q7004	6-709-438-01	TRANSISTOR	FDS6986AS-NL	R1140	1-218-831-11	METAL CHIP	220 0.50% 1/10W



REF. NO.	PART NO.	DESCRIPTION	VALUES			REF. NO.	PART NO.	DESCRIPTION	VALUES		
R1141	1-218-831-11	METAL CHIP	220	0.50%	1/10W	R1876	1-216-864-11	SHORT CHIP			
R1142	1-218-831-11	METAL CHIP	220	0.50%	1/10W	R1877	1-216-864-11	SHORT CHIP			
R1143	1-218-933-11	RES-CHIP	22	5%	1/16W	R1878	1-218-831-11	METAL CHIP	220	0.50%	1/10W
R1144	1-218-990-81	SHORT CHIP				R1885	1-216-864-11	SHORT CHIP			
R1145	1-218-985-11	RES-CHIP	470K	5%	1/16W	R1886	1-216-864-11	SHORT CHIP			
R1146	1-218-990-81	SHORT CHIP				R1887	1-218-831-11	METAL CHIP	220	0.50%	1/10W
R1147	1-218-985-11	RES-CHIP	470K	5%	1/16W	R1894	1-216-864-11	SHORT CHIP			
R1401	1-216-864-11	SHORT CHIP				R1914	1-218-831-11	METAL CHIP	220	0.50%	1/10W
R1402	1-218-990-81	SHORT CHIP				R1915	1-218-831-11	METAL CHIP	220	0.50%	1/10W
R1403	1-218-990-81	SHORT CHIP				R1916	1-218-831-11	METAL CHIP	220	0.50%	1/10W
R1404	1-218-990-81	SHORT CHIP				R1917	1-218-969-11	RES-CHIP	22K	5%	1/16W
R1405	1-218-990-81	SHORT CHIP				R1918	1-218-965-11	RES-CHIP	10K	5%	1/16W
R1406	1-218-990-81	SHORT CHIP				R1919	1-218-941-81	RES-CHIP	100	5%	1/16W
R1408	1-216-864-11	SHORT CHIP				R1920	1-218-839-11	METAL CHIP	470	0.50%	1/10W
R1700	1-218-981-91	RES-CHIP	220K	5%	1/16W	R1922	1-218-990-81	SHORT CHIP			
R1701	1-218-981-91	RES-CHIP	220K	5%	1/16W	R1923	1-218-990-81	SHORT CHIP			
R1702	1-218-957-11	RES-CHIP	2.2K	5%	1/16W	R1924	1-216-864-11	SHORT CHIP			
R1703	1-218-957-11	RES-CHIP	2.2K	5%	1/16W	R1925	1-216-864-11	SHORT CHIP			
R1710	1-218-985-11	RES-CHIP	470K	5%	1/16W	R1926	1-216-864-11	SHORT CHIP			
R1711	1-218-985-11	RES-CHIP	470K	5%	1/16W	R1927	1-216-864-11	SHORT CHIP			
R1712	1-218-953-11	RES-CHIP	1K	5%	1/16W	R1928	1-216-864-11	SHORT CHIP			
R1713	1-218-953-11	RES-CHIP	1K	5%	1/16W	R1929	1-216-864-11	SHORT CHIP			
R1720	1-218-985-11	RES-CHIP	470K	5%	1/16W	R1930	1-216-864-11	SHORT CHIP			
R1721	1-218-985-11	RES-CHIP	470K	5%	1/16W	R1931	1-216-864-11	SHORT CHIP			
R1722	1-218-953-11	RES-CHIP	1K	5%	1/16W	R1932	1-216-864-11	SHORT CHIP			
R1723	1-218-953-11	RES-CHIP	1K	5%	1/16W	R1933	1-216-864-11	SHORT CHIP			
R1726	1-216-864-11	SHORT CHIP				R1934	1-216-864-11	SHORT CHIP			
R1727	1-216-864-11	SHORT CHIP				R1935	1-216-864-11	SHORT CHIP			
R1728	1-216-864-11	SHORT CHIP				R1936	1-216-864-11	SHORT CHIP			
R1822	1-218-990-81	SHORT CHIP				R1937	1-216-864-11	SHORT CHIP			
R1832	1-218-990-81	SHORT CHIP				R1938	1-216-864-11	SHORT CHIP			
R1833	1-218-990-81	SHORT CHIP				R1939	1-216-864-11	SHORT CHIP			
R1836	1-218-990-81	SHORT CHIP				R1940	1-216-295-91	SHORT CHIP			
R1839	1-218-990-81	SHORT CHIP				R1941	1-216-295-91	SHORT CHIP			
R1842	1-218-990-81	SHORT CHIP				R1942	1-216-295-91	SHORT CHIP			
R1845	1-218-990-81	SHORT CHIP				R1943	1-216-295-91	SHORT CHIP			
R1848	1-218-990-81	SHORT CHIP				R1944	1-216-295-91	SHORT CHIP			
R1850	1-216-809-11	METAL CHIP	100	5%	1/10W	R1945	1-216-295-91	SHORT CHIP			
R1859	1-218-831-11	METAL CHIP	220	0.50%	1/10W	R1946	1-216-295-91	SHORT CHIP			
R1866	1-216-864-11	SHORT CHIP				R2110	1-208-905-11	METAL CHIP	5.6K	0.50%	1/16W
R1867	1-216-864-11	SHORT CHIP				R2111	1-208-905-11	METAL CHIP	5.6K	0.50%	1/16W
R1868	1-216-864-11	SHORT CHIP				R2112	1-218-973-11	RES-CHIP	47K	5%	1/16W
R1869	1-218-831-11	METAL CHIP	220	0.50%	1/10W	R2113	1-218-973-11	RES-CHIP	47K	5%	1/16W
R1870	1-218-831-11	METAL CHIP	220	0.50%	1/10W	R2114	1-216-864-11	SHORT CHIP			
R1871	1-218-831-11	METAL CHIP	220	0.50%	1/10W	R2116	1-216-864-11	SHORT CHIP			



REF. NO.	PART NO.	DESCRIPTION	VALUES			REF. NO.	PART NO.	DESCRIPTION	VALUES		
R2117	1-208-687-11	METAL CHIP	1.5K	0.50%	1/16W	R2202	1-218-965-11	RES-CHIP	10K	5%	1/16W
R2118	1-208-687-11	METAL CHIP	1.5K	0.50%	1/16W	R2204	1-218-977-11	RES-CHIP	100K	5%	1/16W
R2120	1-218-973-11	RES-CHIP	47K	5%	1/16W	R2205	1-218-973-11	RES-CHIP	47K	5%	1/16W
R2121	1-218-973-11	RES-CHIP	47K	5%	1/16W	R2206	1-218-965-11	RES-CHIP	10K	5%	1/16W
R2122	1-218-973-11	RES-CHIP	47K	5%	1/16W	R2210	1-208-691-11	METAL CHIP	2.2K	0.50%	1/16W
R2126	1-218-973-11	RES-CHIP	47K	5%	1/16W	R2211	1-208-691-11	METAL CHIP	2.2K	0.50%	1/16W
R2129	1-218-973-11	RES-CHIP	47K	5%	1/16W	R2212	1-208-711-11	METAL CHIP	15K	0.50%	1/16W
R2130	1-208-697-11	METAL CHIP	3.9K	0.50%	1/16W	R2213	1-208-711-11	METAL CHIP	15K	0.50%	1/16W
R2131	1-208-697-11	METAL CHIP	3.9K	0.50%	1/16W	R2214	1-218-965-11	RES-CHIP	10K	5%	1/16W
R2133	1-218-973-11	RES-CHIP	47K	5%	1/16W	R2215	1-218-965-11	RES-CHIP	10K	5%	1/16W
R2138	1-218-985-11	RES-CHIP	470K	5%	1/16W	R2216	1-218-977-11	RES-CHIP	100K	5%	1/16W
R2139	1-218-985-11	RES-CHIP	470K	5%	1/16W	R2217	1-218-977-11	RES-CHIP	100K	5%	1/16W
R2141	1-218-957-11	RES-CHIP	2.2K	5%	1/16W	R2222	1-218-973-11	RES-CHIP	47K	5%	1/16W
R2142	1-218-957-11	RES-CHIP	2.2K	5%	1/16W	R2227	1-218-973-11	RES-CHIP	47K	5%	1/16W
R2143	1-208-905-11	METAL CHIP	5.6K	0.50%	1/16W	R2228	1-469-083-21	FERRITE	0μH		
R2145	1-208-905-11	METAL CHIP	5.6K	0.50%	1/16W	R2229	1-469-083-21	FERRITE	0μH		
R2147	1-218-990-81	SHORT CHIP				R2230	1-220-199-81	RES-CHIP	24K	5%	1/16W
R2148	1-218-973-11	RES-CHIP	47K	5%	1/16W	R2231	1-220-199-81	RES-CHIP	24K	5%	1/16W
R2149	1-218-969-11	RES-CHIP	22K	5%	1/16W	R2232	1-469-083-21	FERRITE	0μH		
R2150	1-218-969-11	RES-CHIP	22K	5%	1/16W	R2233	1-469-083-21	FERRITE	0μH		
R2151	1-218-973-11	RES-CHIP	47K	5%	1/16W	R2234	1-216-833-11	METAL CHIP	10K	5%	1/10W
R2153	1-218-977-11	RES-CHIP	100K	5%	1/16W	R2235	1-216-813-11	METAL CHIP	220	5%	1/10W
R2161	1-218-965-11	RES-CHIP	10K	5%	1/16W	R2236	1-216-807-11	METAL CHIP	68	5%	1/10W
R2162	1-218-977-11	RES-CHIP	100K	5%	1/16W	R2237	1-216-821-11	METAL CHIP	1K	5%	1/10W
R2163	1-218-973-11	RES-CHIP	47K	5%	1/16W	R2238	1-216-821-11	METAL CHIP	1K	5%	1/10W
R2166	1-218-965-11	RES-CHIP	10K	5%	1/16W	R2239	1-216-821-11	METAL CHIP	1K	5%	1/10W
R2167	1-218-965-11	RES-CHIP	10K	5%	1/16W	R2249	1-218-941-81	RES-CHIP	100	5%	1/16W
R2168	1-218-961-11	RES-CHIP	4.7K	5%	1/16W	R2250	1-218-990-81	SHORT CHIP			
R2169	1-218-973-11	RES-CHIP	47K	5%	1/16W	R2251	1-218-953-11	RES-CHIP	1K	5%	1/16W
R2170	1-218-965-11	RES-CHIP	10K	5%	1/16W	R2252	1-218-961-11	RES-CHIP	4.7K	5%	1/16W
R2171	1-218-961-11	RES-CHIP	4.7K	5%	1/16W	R2253	1-218-990-81	SHORT CHIP			
R2176	1-218-973-11	RES-CHIP	47K	5%	1/16W	R2254	1-218-990-81	SHORT CHIP			
R2177	1-218-977-11	RES-CHIP	100K	5%	1/16W	R2257	1-218-982-11	RES-CHIP	270K	5%	1/16W
R2178	1-218-977-11	RES-CHIP	100K	5%	1/16W	R2258	1-218-982-11	RES-CHIP	270K	5%	1/16W
R2179	1-218-977-11	RES-CHIP	100K	5%	1/16W	R2259	1-218-982-11	RES-CHIP	270K	5%	1/16W
R2180	1-218-965-11	RES-CHIP	10K	5%	1/16W	R2260	1-218-982-11	RES-CHIP	270K	5%	1/16W
R2181	1-218-977-11	RES-CHIP	100K	5%	1/16W	R2261	1-218-965-11	RES-CHIP	10K	5%	1/16W
R2184	1-218-965-11	RES-CHIP	10K	5%	1/16W	R2262	1-218-965-11	RES-CHIP	10K	5%	1/16W
R2185	1-218-965-11	RES-CHIP	10K	5%	1/16W	R2263	1-218-965-11	RES-CHIP	10K	5%	1/16W
R2186	1-216-813-11	METAL CHIP	220	5%	1/10W	R2264	1-218-965-11	RES-CHIP	10K	5%	1/16W
R2187	1-216-813-11	METAL CHIP	220	5%	1/10W	R2265	1-218-950-11	RES-CHIP	560	5%	1/16W
R2198	1-218-963-11	RES-CHIP	6.8K	5%	1/16W	R2266	1-218-950-11	RES-CHIP	560	5%	1/16W
R2199	1-218-965-11	RES-CHIP	10K	5%	1/16W	R2267	1-218-950-11	RES-CHIP	560	5%	1/16W
R2200	1-218-977-11	RES-CHIP	100K	5%	1/16W	R2268	1-218-950-11	RES-CHIP	560	5%	1/16W
R2201	1-218-990-81	SHORT CHIP				R2269	1-218-941-81	RES-CHIP	100	5%	1/16W



REF. NO.	PART NO.	DESCRIPTION	VALUES			REF. NO.	PART NO.	DESCRIPTION	VALUES		
R2270	1-218-941-81	RES-CHIP	100	5%	1/16W	R3527	1-218-941-81	RES-CHIP	100	5%	1/16W
R2271	1-218-941-81	RES-CHIP	100	5%	1/16W	R3528	1-218-990-81	SHORT CHIP			
R2272	1-218-941-81	RES-CHIP	100	5%	1/16W	R3533	1-216-864-11	SHORT CHIP			
R2273	1-218-973-11	RES-CHIP	47K	5%	1/16W	R3534	1-216-864-11	SHORT CHIP			
R2274	1-218-973-11	RES-CHIP	47K	5%	1/16W	R3539	1-218-990-81	SHORT CHIP			
R2275	1-218-973-11	RES-CHIP	47K	5%	1/16W	R3541	1-218-990-81	SHORT CHIP			
R2276	1-218-973-11	RES-CHIP	47K	5%	1/16W	R4002	1-218-977-11	RES-CHIP	100K	5%	1/16W
R2277	1-218-990-81	SHORT CHIP				R4006	1-218-977-11	RES-CHIP	100K	5%	1/16W
R2278	1-218-990-81	SHORT CHIP				R4007	1-218-979-11	RES-CHIP	150K	5%	1/16W
R2281	1-208-695-11	METAL CHIP	3.3K	0.50%	1/16W	R4008	1-218-965-11	RES-CHIP	10K	5%	1/16W
R2282	1-208-935-11	METAL CHIP	100K	0.50%	1/16W	R4013	1-218-977-11	RES-CHIP	100K	5%	1/16W
R2283	1-218-990-81	SHORT CHIP				R4042	1-218-977-11	RES-CHIP	100K	5%	1/16W
R3010	1-218-990-81	SHORT CHIP				R4043	1-218-979-11	RES-CHIP	150K	5%	1/16W
R3031	1-208-931-11	METAL CHIP	68K	0.50%	1/16W	R4045	1-216-864-11	SHORT CHIP			
R3034	1-208-703-11	METAL CHIP	6.8K	0.50%	1/16W	R4047	1-216-825-11	METAL CHIP	2.2K	5%	1/10W
R3037	1-208-711-11	METAL CHIP	15K	0.50%	1/16W	R4048	1-218-839-11	METAL CHIP	470	0.50%	1/10W
R3073	1-218-990-81	SHORT CHIP				R4050	1-218-971-11	RES-CHIP	33K	5%	1/16W
R3087	1-218-990-81	SHORT CHIP				R4058	1-216-833-11	METAL CHIP	10K	5%	1/10W
R3101	1-218-959-11	RES-CHIP	3.3K	5%	1/16W	R4060	1-216-833-11	METAL CHIP	10K	5%	1/10W
R3146	1-218-941-81	RES-CHIP	100	5%	1/16W	R4061	1-218-983-11	RES-CHIP	330K	5%	1/16W
R3180	1-218-965-11	RES-CHIP	10K	5%	1/16W	R4063	1-218-963-11	RES-CHIP	6.8K	5%	1/16W
R3190	1-208-886-81	METAL CHIP	910	0.50%	1/16W	R4064	1-218-965-11	RES-CHIP	10K	5%	1/16W
R3201	1-218-990-81	SHORT CHIP				R4065	1-218-971-11	RES-CHIP	33K	5%	1/16W
R3218	1-218-961-11	RES-CHIP	4.7K	5%	1/16W	R4067	1-218-990-81	SHORT CHIP			
R3223	1-218-945-11	RES-CHIP	220	5%	1/16W	R4545	1-218-665-11	METAL CHIP	75	0.50%	1/10W
R3243	1-218-941-81	RES-CHIP	100	5%	1/16W	R4546	1-218-665-11	METAL CHIP	75	0.50%	1/10W
R3247	1-218-990-81	SHORT CHIP				R4547	1-218-665-11	METAL CHIP	75	0.50%	1/10W
R3249	1-218-935-11	RES-CHIP	33	5%	1/16W	R4551	1-216-864-11	SHORT CHIP			
R3255	1-400-591-22	FERRITE	0μH			R4552	1-216-823-11	METAL CHIP	1.5K	5%	1/10W
R3256	1-400-591-22	FERRITE	0μH			R4553	1-218-289-11	METAL CHIP	510	5%	1/10W
R3257	1-400-591-22	FERRITE	0μH			R4554	1-216-833-11	METAL CHIP	10K	5%	1/10W
R3258	1-400-591-22	FERRITE	0μH			R4555	1-216-833-11	METAL CHIP	10K	5%	1/10W
R3260	1-400-591-22	FERRITE	0μH			R4556	1-216-801-11	METAL CHIP	22	5%	1/10W
R3261	1-400-591-22	FERRITE	0μH			R4557	1-216-801-11	METAL CHIP	22	5%	1/10W
R3262	1-400-591-22	FERRITE	0μH			R4558	1-216-801-11	METAL CHIP	22	5%	1/10W
R3264	1-400-591-22	FERRITE	0μH			R4559	1-216-801-11	METAL CHIP	22	5%	1/10W
R3265	1-400-591-22	FERRITE	0μH			R4560	1-218-969-11	RES-CHIP	22K	5%	1/16W
R3267	1-216-864-11	SHORT CHIP				R4561	1-218-969-11	RES-CHIP	22K	5%	1/16W
R3270	1-218-941-81	RES-CHIP	100	5%	1/16W	R4562	1-218-969-11	RES-CHIP	22K	5%	1/16W
R3515	1-216-833-11	METAL CHIP	10K	5%	1/10W	R4563	1-218-969-11	RES-CHIP	22K	5%	1/16W
R3516	1-216-809-11	METAL CHIP	100	5%	1/10W	R4564	1-218-969-11	RES-CHIP	22K	5%	1/16W
R3517	1-218-989-11	RES-CHIP	1M	5%	1/16W	R4565	1-218-969-11	RES-CHIP	22K	5%	1/16W
R3519	1-216-809-11	METAL CHIP	100	5%	1/10W	R4575	1-216-864-11	SHORT CHIP			
R3524	1-218-990-81	SHORT CHIP				R4576	1-216-864-11	SHORT CHIP			
R3526	1-216-864-11	SHORT CHIP				R4577	1-216-864-11	SHORT CHIP			



REF. NO.	PART NO.	DESCRIPTION	VALUES			REF. NO.	PART NO.	DESCRIPTION	VALUES		
R4578	1-208-675-11	METAL CHIP	470	0.50%	1/16W	R7001	1-216-815-11	METAL CHIP	330	5%	1/10W
R4579	1-208-675-11	METAL CHIP	470	0.50%	1/16W	R7002	1-216-821-11	METAL CHIP	1K	5%	1/10W
R4580	1-208-675-11	METAL CHIP	470	0.50%	1/16W	R7003	1-216-821-11	METAL CHIP	1K	5%	1/10W
R5012	1-218-827-11	METAL CHIP	150	0.50%	1/10W	R7004	1-216-841-11	METAL CHIP	47K	5%	1/10W
R5013	1-218-827-11	METAL CHIP	150	0.50%	1/10W	R7005	1-218-867-11	METAL CHIP	6.8K	0.50%	1/10W
R5014	1-218-827-11	METAL CHIP	150	0.50%	1/10W	R7006	1-218-861-11	METAL CHIP	3.9K	0.50%	1/10W
R5015	1-218-827-11	METAL CHIP	150	0.50%	1/10W	R7007	1-218-847-11	METAL CHIP	1K	0.50%	1/10W
R5016	1-218-953-11	RES-CHIP	1K	5%	1/16W	R7008	1-218-873-11	METAL CHIP	12K	0.50%	1/10W
R5017	1-218-827-11	METAL CHIP	150	0.50%	1/10W	R7009	1-218-891-11	METAL CHIP	68K	0.50%	1/10W
R5018	1-218-827-11	METAL CHIP	150	0.50%	1/10W	R7010	1-218-911-11	METAL CHIP	470K	0.50%	1/10W
R5019	1-218-977-11	RES-CHIP	100K	5%	1/16W	R7012	1-216-295-91	SHORT CHIP			
R5029	1-218-933-11	RES-CHIP	22	5%	1/16W	R7016	1-216-295-91	SHORT CHIP			
R5030	1-218-933-11	RES-CHIP	22	5%	1/16W	R7017	1-469-553-21	INDUCTOR	4.7μH		
R5501	1-218-929-11	RES-CHIP	10	5%	1/16W	R7018	1-208-935-11	METAL CHIP	100K	0.50%	1/16W
R5504	1-208-683-11	METAL CHIP	1K	0.50%	1/16W	R7019	1-218-965-11	RES-CHIP	10K	5%	1/16W
R5505	1-218-929-11	RES-CHIP	10	5%	1/16W	R7020	1-218-990-81	SHORT CHIP			
R5512	1-208-683-11	METAL CHIP	1K	0.50%	1/16W	R7021	1-218-990-81	SHORT CHIP			
R5513	1-218-941-81	RES-CHIP	100	5%	1/16W	R7022	1-216-820-11	METAL CHIP	820	5%	1/10W
R5514	1-218-941-81	RES-CHIP	100	5%	1/16W	R7023	1-216-819-11	METAL CHIP	680	5%	1/10W
R5519	1-218-961-11	RES-CHIP	4.7K	5%	1/16W	R7024	1-218-941-81	RES-CHIP	100	5%	1/16W
R5521	1-218-973-11	RES-CHIP	47K	5%	1/16W	R7025	1-208-936-11	METAL CHIP	110K	0.50%	1/16W
R5525	1-218-973-11	RES-CHIP	47K	5%	1/16W	R7026	1-208-935-11	METAL CHIP	100K	0.50%	1/16W
R5527	1-218-941-81	RES-CHIP	100	5%	1/16W	R7027	1-218-965-11	RES-CHIP	10K	5%	1/16W
R5528	1-218-941-81	RES-CHIP	100	5%	1/16W	R7028	1-208-956-81	METAL CHIP	750K	0.50%	1/16W
R5529	1-218-973-11	RES-CHIP	47K	5%	1/16W	R7029	1-218-990-81	SHORT CHIP			
R5530	1-218-941-81	RES-CHIP	100	5%	1/16W	R7030	1-218-961-11	RES-CHIP	4.7K	5%	1/16W
R5534	1-218-961-11	RES-CHIP	4.7K	5%	1/16W	R7032	1-218-990-81	SHORT CHIP			
R5535	1-218-973-11	RES-CHIP	47K	5%	1/16W	R7034	1-218-977-11	RES-CHIP	100K	5%	1/16W
R5536	1-218-973-11	RES-CHIP	47K	5%	1/16W	R7035	1-208-695-11	METAL CHIP	3.3K	0.50%	1/16W
R5538	1-218-973-11	RES-CHIP	47K	5%	1/16W	R7036	1-218-982-11	RES-CHIP	270K	5%	1/16W
R5539	1-218-990-81	SHORT CHIP				R7037	1-208-687-11	METAL CHIP	1.5K	0.50%	1/16W
R5543	1-218-941-81	RES-CHIP	100	5%	1/16W	R7038	1-208-923-11	METAL CHIP	33K	0.50%	1/16W
R5557	1-218-990-81	SHORT CHIP				R7039	1-208-923-11	METAL CHIP	33K	0.50%	1/16W
R5580	1-216-295-91	SHORT CHIP				R7040	1-208-923-11	METAL CHIP	33K	0.50%	1/16W
R5622	1-218-965-11	RES-CHIP	10K	5%	1/16W	R7041	1-208-927-11	METAL CHIP	47K	0.50%	1/16W
R5637	1-218-990-81	SHORT CHIP				R7042	1-218-982-11	RES-CHIP	270K	5%	1/16W
R5638	1-218-990-81	SHORT CHIP				R7043	1-208-923-11	METAL CHIP	33K	0.50%	1/16W
R5642	1-216-864-11	SHORT CHIP				R7044	1-208-929-81	METAL CHIP	56K	0.50%	1/16W
R5644	1-218-961-11	RES-CHIP	4.7K	5%	1/16W	R7045	1-208-923-11	METAL CHIP	33K	0.50%	1/16W
R5645	1-218-961-11	RES-CHIP	4.7K	5%	1/16W	R7046	1-208-923-11	METAL CHIP	33K	0.50%	1/16W
R5648	1-216-864-11	SHORT CHIP				R7047	1-208-691-11	METAL CHIP	2.2K	0.50%	1/16W
R5658	1-218-961-11	RES-CHIP	4.7K	5%	1/16W	R7048	1-218-941-81	RES-CHIP	100	5%	1/16W
R5660	1-218-990-81	SHORT CHIP				R7049	1-208-691-11	METAL CHIP	2.2K	0.50%	1/16W
R5671	1-218-941-81	RES-CHIP	100	5%	1/16W	R7050	1-218-941-81	RES-CHIP	100	5%	1/16W
R7000	1-216-821-11	METAL CHIP	1K	5%	1/10W	R7051	1-218-941-81	RES-CHIP	100	5%	1/16W



REF. NO.	PART NO.	DESCRIPTION	VALUES			REF. NO.	PART NO.	DESCRIPTION	VALUES		
R7052	1-208-691-11	METAL CHIP	2.2K	0.50%	1/16W	R7334	1-216-864-11	SHORT CHIP			
R7053	1-218-941-81	RES-CHIP	100	5%	1/16W	R7335	1-216-864-11	SHORT CHIP			
R7054	1-208-691-11	METAL CHIP	2.2K	0.50%	1/16W	R7337	1-218-965-11	RES-CHIP	10K	5%	1/16W
R7055	1-208-935-11	METAL CHIP	100K	0.50%	1/16W	R7400	1-208-911-11	METAL CHIP	10K	0.50%	1/16W
R7056	1-208-935-11	METAL CHIP	100K	0.50%	1/16W	R7401	1-208-855-81	METAL CHIP	47	0.50%	1/16W
R7057	1-208-935-11	METAL CHIP	100K	0.50%	1/16W	R7402	1-208-683-11	METAL CHIP	1K	0.50%	1/16W
R7058	1-208-935-11	METAL CHIP	100K	0.50%	1/16W	R7403	1-208-683-11	METAL CHIP	1K	0.50%	1/16W
R7059	1-218-937-11	RES-CHIP	47	5%	1/16W	R7404	1-208-683-11	METAL CHIP	1K	0.50%	1/16W
R7060	1-218-937-11	RES-CHIP	47	5%	1/16W	R7405	1-208-683-11	METAL CHIP	1K	0.50%	1/16W
R7061	1-218-937-11	RES-CHIP	47	5%	1/16W	R7406	1-208-683-11	METAL CHIP	1K	0.50%	1/16W
R7062	1-218-937-11	RES-CHIP	47	5%	1/16W	R7407	1-208-683-11	METAL CHIP	1K	0.50%	1/16W
R7063	1-216-864-11	SHORT CHIP				R7408	1-208-683-11	METAL CHIP	1K	0.50%	1/16W
R7064	1-216-864-11	SHORT CHIP				R7501	1-218-957-11	RES-CHIP	2.2K	5%	1/16W
R7065	1-208-911-11	METAL CHIP	10K	0.50%	1/16W	R7502	1-218-990-81	SHORT CHIP			
R7066	1-208-709-11	METAL CHIP	12K	0.50%	1/16W	R7505	1-218-965-11	RES-CHIP	10K	5%	1/16W
R7067	1-208-911-11	METAL CHIP	10K	0.50%	1/16W	R7506	1-218-965-11	RES-CHIP	10K	5%	1/16W
R7068	1-208-911-11	METAL CHIP	10K	0.50%	1/16W	R7508	1-218-977-11	RES-CHIP	100K	5%	1/16W
R7069	1-216-295-91	SHORT CHIP				R7509	1-218-965-11	RES-CHIP	10K	5%	1/16W
R7070	1-216-295-91	SHORT CHIP				R7511	1-218-965-11	RES-CHIP	10K	5%	1/16W
R7071	1-216-791-11	METAL CHIP	3.3	5%	1/10W	R7513	1-218-965-11	RES-CHIP	10K	5%	1/16W
R7072	1-216-791-11	METAL CHIP	3.3	5%	1/10W	R7517	1-218-965-11	RES-CHIP	10K	5%	1/16W
R7073	1-216-791-11	METAL CHIP	3.3	5%	1/10W	R7521	1-218-965-11	RES-CHIP	10K	5%	1/16W
R7074	1-216-791-11	METAL CHIP	3.3	5%	1/10W	R7526	1-218-965-11	RES-CHIP	10K	5%	1/16W
R7079	1-216-295-91	SHORT CHIP				R7528	1-218-953-11	RES-CHIP	1K	5%	1/16W
R7080	1-216-295-91	SHORT CHIP				R7529	1-218-977-11	RES-CHIP	100K	5%	1/16W
R7081	1-216-295-91	SHORT CHIP				R7532	1-218-990-81	SHORT CHIP			
R7082	1-216-295-91	SHORT CHIP				R7533	1-218-446-11	METAL CHIP	1	5%	1/10W
R7089	1-216-295-91	SHORT CHIP				R7535	1-218-990-81	SHORT CHIP			
R7092	1-218-990-81	SHORT CHIP				R7541	1-218-990-81	SHORT CHIP			
R7200	1-218-989-11	RES-CHIP	1M	5%	1/16W	R7542	1-218-990-81	SHORT CHIP			
R7201	1-216-793-11	METAL CHIP	4.7	5%	1/10W	R7544	1-218-990-81	SHORT CHIP			
R7202	1-218-990-81	SHORT CHIP				R7607	1-218-933-11	RES-CHIP	22	5%	1/16W
R7203	1-218-941-81	RES-CHIP	100	5%	1/16W	R7608	1-218-973-11	RES-CHIP	47K	5%	1/16W
R7301	1-216-864-11	SHORT CHIP				R7609	1-218-965-11	RES-CHIP	10K	5%	1/16W
R7302	1-216-864-11	SHORT CHIP				R7610	1-218-953-11	RES-CHIP	1K	5%	1/16W
R7307	1-218-965-11	RES-CHIP	10K	5%	1/16W	R7611	1-218-933-11	RES-CHIP	22	5%	1/16W
R7317	1-216-793-11	METAL CHIP	4.7	5%	1/10W	R7703	1-218-990-81	SHORT CHIP			
R7318	1-216-793-11	METAL CHIP	4.7	5%	1/10W	R7705	1-218-941-81	RES-CHIP	100	5%	1/16W
R7327	1-218-977-11	RES-CHIP	100K	5%	1/16W	R7706	1-218-935-11	RES-CHIP	33	5%	1/16W
R7328	1-218-959-11	RES-CHIP	3.3K	5%	1/16W	R7710	1-218-935-11	RES-CHIP	33	5%	1/16W
R7329	1-216-835-11	METAL CHIP	15K	5%	1/10W	R7712	1-218-935-11	RES-CHIP	33	5%	1/16W
R7330	1-218-959-11	RES-CHIP	3.3K	5%	1/16W	R7714	1-218-953-11	RES-CHIP	1K	5%	1/16W
R7331	1-216-835-11	METAL CHIP	15K	5%	1/10W	R7715	1-218-953-11	RES-CHIP	1K	5%	1/16W
R7332	1-216-835-11	METAL CHIP	15K	5%	1/10W	R7716	1-218-935-11	RES-CHIP	33	5%	1/16W
R7333	1-216-835-11	METAL CHIP	15K	5%	1/10W	R7717	1-218-935-11	RES-CHIP	33	5%	1/16W



REF. NO.	PART NO.	DESCRIPTION	VALUES			REF. NO.	PART NO.	DESCRIPTION	VALUES		
R7800	1-218-953-11	RES-CHIP	1K	5%	1/16W	R9111	1-216-821-11	METAL CHIP	1K	5%	1/10W
R7808	1-218-949-11	RES-CHIP	470	5%	1/16W	R9117	1-216-864-11	SHORT CHIP			
R7814	1-218-941-81	RES-CHIP	100	5%	1/16W	R9139	1-216-803-11	METAL CHIP	33	5%	1/10W
R7819	1-218-941-81	RES-CHIP	100	5%	1/16W	R9146	1-216-864-11	SHORT CHIP			
R7821	1-218-969-11	RES-CHIP	22K	5%	1/16W	R9153	1-216-864-11	SHORT CHIP			
R7822	1-218-969-11	RES-CHIP	22K	5%	1/16W	R9154	1-216-864-11	SHORT CHIP			
R7829	1-218-961-11	RES-CHIP	4.7K	5%	1/16W	R9159	1-216-845-11	METAL CHIP	100K	5%	1/10W
R7831	1-218-989-11	RES-CHIP	1M	5%	1/16W	R9163	1-216-821-11	METAL CHIP	1K	5%	1/10W
R7834	1-218-957-11	RES-CHIP	2.2K	5%	1/16W	R9165	1-216-821-11	METAL CHIP	1K	5%	1/10W
R7836	1-218-990-81	SHORT CHIP				R9166	1-216-833-11	METAL CHIP	10K	5%	1/10W
R7838	1-218-958-11	RES-CHIP	2.7K	5%	1/16W	R9167	1-216-821-11	METAL CHIP	1K	5%	1/10W
R7839	1-208-697-11	METAL CHIP	3.9K	0.50%	1/16W	R9169	1-216-821-11	METAL CHIP	1K	5%	1/10W
R7840	1-218-953-11	RES-CHIP	1K	5%	1/16W	R9177	1-218-990-81	SHORT CHIP			
R7842	1-218-953-11	RES-CHIP	1K	5%	1/16W	R9178	1-218-990-81	SHORT CHIP			
R7843	1-208-663-11	METAL CHIP	150	0.50%	1/16W	R9179	1-218-941-81	RES-CHIP	100	5%	1/16W
R7844	1-208-893-11	METAL CHIP	1.8K	0.50%	1/16W	R9184	1-218-990-81	SHORT CHIP			
R7845	1-218-965-11	RES-CHIP	10K	5%	1/16W	R9185	1-218-990-81	SHORT CHIP			
R7847	1-218-941-11	RES-CHIP	100	5%	1/16W	R9186	1-216-864-11	SHORT CHIP			
R7848	1-218-989-11	RES-CHIP	1M	5%	1/16W	R9187	1-216-864-11	SHORT CHIP			
R7849	1-208-715-11	METAL CHIP	22K	0.50%	1/16W	R9190	1-216-864-11	SHORT CHIP			
R7851	1-218-959-11	RES-CHIP	3.3K	5%	1/16W	R9193	1-216-864-11	SHORT CHIP			
R7852	1-218-978-11	RES-CHIP	120K	5%	1/16W	R9196	1-218-990-81	SHORT CHIP			
R7853	1-218-965-11	RES-CHIP	10K	5%	1/16W						
R7868	1-208-893-11	METAL CHIP	1.8K	0.50%	1/16W	RESISTOR BRIDGE					
R7869	1-218-941-81	RES-CHIP	100	5%	1/16W	RB002	1-234-106-81	RES, NETWORK 0			
R7964	1-218-969-11	RES-CHIP	22K	5%	1/16W	RB1001	1-234-106-81	RES, NETWORK 0			
R7965	1-208-928-11	METAL CHIP	51K	0.50%	1/16W	RB1002	1-234-106-81	RES, NETWORK 0			
R7967	1-218-941-81	RES-CHIP	100	5%	1/16W	RB1003	1-234-106-81	RES, NETWORK 0			
R7969	1-208-928-11	METAL CHIP	51K	0.50%	1/16W	RB1004	1-234-106-81	RES, NETWORK 0			
R7970	1-218-969-11	RES-CHIP	22K	5%	1/16W	RB1005	1-234-106-81	RES, NETWORK 0			
R7971	1-218-941-81	RES-CHIP	100	5%	1/16W	RB1006	1-234-106-81	RES, NETWORK 0			
R7972	1-218-959-11	RES-CHIP	3.3K	5%	1/16W	RB1007	1-234-106-81	RES, NETWORK 0			
R7973	1-218-959-11	RES-CHIP	3.3K	5%	1/16W	RB1008	1-234-106-81	RES, NETWORK 0			
R7974	1-218-941-81	RES-CHIP	100	5%	1/16W	RB1009	1-234-106-81	RES, NETWORK 0			
R7975	1-218-941-81	RES-CHIP	100	5%	1/16W	RB1010	1-234-106-81	RES, NETWORK 0			
R7976	1-208-871-81	METAL CHIP	220	0.50%	1/16W	RB1011	1-234-106-81	RES, NETWORK 0			
R7977	1-218-831-11	METAL CHIP	220	0.50%	1/10W	RB2001	1-234-381-21	RES, NETWORK 100K (1005X4)			
R7979	1-218-831-11	METAL CHIP	220	0.50%	1/10W	RB2002	1-234-380-21	RES, NETWORK 47K (1005X4)			
R7982	1-218-827-11	METAL CHIP	150	0.50%	1/10W	RB2003	1-234-380-21	RES, NETWORK 47K (1005X4)			
R7983	1-218-831-11	METAL CHIP	220	0.50%	1/10W	RB2004	1-239-674-81	RESISTOR, NETWORK 100			
R7984	1-218-831-11	METAL CHIP	220	0.50%	1/10W	RB2005	1-234-370-21	RES, NETWORK 22 (1005X4)			
R7987	1-218-831-11	METAL CHIP	220	0.50%	1/10W	RB2006	1-234-370-21	RES, NETWORK 22 (1005X4)			
R7988	1-218-831-11	METAL CHIP	220	0.50%	1/10W	RB3014	1-239-698-11	RESISTOR, NETWORK 10K			
R9109	1-216-833-11	METAL CHIP	10K	5%	1/10W	RB3015	1-239-670-81	RESISTOR, NETWORK 47			
R9110	1-216-801-11	METAL CHIP	22	5%	1/10W						



REF. NO.	PART NO.	DESCRIPTION	VALUES	REF. NO.	PART NO.	DESCRIPTION	VALUES
RB3017	1-239-674-81	RESISTOR, NETWORK	100	RB9106	1-234-524-21	RES, CHIP NETWORK	33 (3216)
RB3018	1-239-698-11	RESISTOR, NETWORK	10K	RB9107	1-234-524-21	RES, CHIP NETWORK	33 (3216)
RB3021	1-239-674-81	RESISTOR, NETWORK	100	RB9108	1-234-524-21	RES, CHIP NETWORK	33 (3216)
RB3024	1-239-674-81	RESISTOR, NETWORK	100	RB9109	1-234-524-21	RES, CHIP NETWORK	33 (3216)
RB3025	1-239-698-11	RESISTOR, NETWORK	10K	RB9110	1-234-524-21	RES, CHIP NETWORK	33 (3216)
RB3026	1-239-670-81	RESISTOR, NETWORK	47	RB9111	1-234-524-21	RES, CHIP NETWORK	33 (3216)
RB3027	1-239-674-81	RESISTOR, NETWORK	100	RB9112	1-234-524-21	RES, CHIP NETWORK	33 (3216)
RB4512	1-234-370-21	RES, NETWORK	22 (1005X4)	RB9113	1-234-524-21	RES, CHIP NETWORK	33 (3216)
RB4513	1-234-370-21	RES, NETWORK	22 (1005X4)	RB9115	1-239-674-81	RESISTOR, NETWORK	100
RB4514	1-234-370-21	RES, NETWORK	22 (1005X4)	VARISTOR			
RB4515	1-234-370-21	RES, NETWORK	22 (1005X4)	VD1001	1-802-078-11	VARISTOR	(SMD)
RB4516	1-234-370-21	RES, NETWORK	22 (1005X4)	VD1002	1-802-078-11	VARISTOR	(SMD)
RB4517	1-234-370-21	RES, NETWORK	22 (1005X4)	VD1003	1-802-078-11	VARISTOR	(SMD)
RB4518	1-234-370-21	RES, NETWORK	22 (1005X4)	VD1004	1-802-078-11	VARISTOR	(SMD)
RB4519	1-239-674-81	RESISTOR, NETWORK	100	VD1100	1-804-988-21	VARISTOR, CHIP	(1608)
RB5001	1-239-698-11	RESISTOR, NETWORK	10K	VD1101	1-804-988-21	VARISTOR, CHIP	(1608)
RB5002	1-239-670-81	RESISTOR, NETWORK	47	VD1102	1-804-988-21	VARISTOR, CHIP	(1608)
RB5501	1-234-106-81	RES, NETWORK	0	VD1106	1-802-078-11	VARISTOR	(SMD)
RB5503	1-234-106-81	RES, NETWORK	0	VD1107	1-802-078-11	VARISTOR	(SMD)
RB5504	1-234-370-21	RES, NETWORK	22 (1005X4)	VD1108	1-802-078-11	VARISTOR	(SMD)
RB5505	1-234-369-21	RES, NETWORK	10 (1005X4)	VD1109	1-802-078-11	VARISTOR	(SMD)
RB5506	1-234-369-21	RES, NETWORK	10 (1005X4)	VD1130	1-804-988-21	VARISTOR, CHIP	(1608)
RB5507	1-234-369-21	RES, NETWORK	10 (1005X4)	VD1131	1-804-988-21	VARISTOR, CHIP	(1608)
RB5508	1-234-369-21	RES, NETWORK	10 (1005X4)	VD1132	1-804-988-21	VARISTOR, CHIP	(1608)
RB5509	1-234-369-21	RES, NETWORK	10 (1005X4)	VD1700	1-802-082-11	VARISTOR	(SMD)
RB5510	1-234-369-21	RES, NETWORK	10 (1005X4)	VD1701	1-802-082-11	VARISTOR	(SMD)
RB7200	1-234-795-21	RES, NETWORK	0X4 (2010)	VD1710	1-802-078-11	VARISTOR	(SMD)
RB7201	1-234-795-21	RES, NETWORK	0X4 (2010)	VD1711	1-802-078-11	VARISTOR	(SMD)
RB7202	1-234-795-21	RES, NETWORK	0X4 (2010)	VD1720	1-802-078-11	VARISTOR	(SMD)
RB7204	1-239-674-81	RESISTOR, NETWORK	100	VD1721	1-802-078-11	VARISTOR	(SMD)
RB7205	1-239-674-81	RESISTOR, NETWORK	100	VD5002	1-802-078-11	VARISTOR	(SMD)
RB7206	1-234-106-81	RES, NETWORK	0	VD5003	1-802-078-11	VARISTOR	(SMD)
RB7207	1-234-106-81	RES, NETWORK	0	VD5004	1-802-078-11	VARISTOR	(SMD)
RB7208	1-239-674-81	RESISTOR, NETWORK	100	VD5005	1-802-078-11	VARISTOR	(SMD)
RB7605	1-234-370-21	RES, NETWORK	22 (1005X4)	VD5006	1-802-078-11	VARISTOR	(SMD)
RB7607	1-234-378-21	RES, NETWORK	10K (1005X4)	VD5503	1-802-417-11	SURGE ABSORBER	
RB7701	1-239-674-81	RESISTOR, NETWORK	100	VD5504	1-802-417-11	SURGE ABSORBER	
RB7703	1-233-789-11	RES, NETWORK	10K (1608)	VD5507	1-802-417-11	SURGE ABSORBER	
RB9021	1-242-963-21	RES, NETWORK	33 (1005X4)	VD5510	1-802-417-11	SURGE ABSORBER	
RB9022	1-242-963-21	RES, NETWORK	33 (1005X4)	VD5511	1-802-417-11	SURGE ABSORBER	
RB9023	1-242-963-21	RES, NETWORK	33 (1005X4)	VD5512	1-802-417-11	SURGE ABSORBER	
RB9024	1-242-963-21	RES, NETWORK	33 (1005X4)	VD5514	1-802-417-11	SURGE ABSORBER	
RB9025	1-242-963-21	RES, NETWORK	33 (1005X4)	VD5515	1-802-417-11	SURGE ABSORBER	
RB9026	1-242-963-21	RES, NETWORK	33 (1005X4)	VD5518	1-802-417-11	SURGE ABSORBER	
RB9027	1-242-963-21	RES, NETWORK	33 (1005X4)	VD5519	1-802-417-11	SURGE ABSORBER	



REF. NO.	PART NO.	DESCRIPTION	VALUES			REF. NO.	PART NO.	DESCRIPTION	VALUES		
VD5520	1-802-417-11	SURGE ABSORBER				C6131	1-115-412-11	CERAMIC CHIP	680pF	5%	25V
VD5522	1-802-417-11	SURGE ABSORBER				C6132	1-107-906-11	ELECT	10μF	20%	50V
VD5523	1-802-417-11	SURGE ABSORBER				C6133	1-100-597-91	CERAMIC CHIP	0.1μF	10%	25V
VD5524	1-802-417-11	SURGE ABSORBER				C6134	1-107-907-11	ELECT	22μF	20%	50V
VD5526	1-802-417-11	SURGE ABSORBER				C6135	1-162-964-11	CERAMIC CHIP	0.001μF	10%	50V
VD5527	1-802-417-11	SURGE ABSORBER				C6136	1-163-021-91	CERAMIC CHIP	0.01μF	10%	50V
CRYSTAL						C6137	1-107-910-11	ELECT	100μF	20%	50V
X3009	1-813-784-21	VIBRATOR, CRYSTAL				C6138	1-115-339-11	CERAMIC CHIP	0.1μF	10%	50V
X3010	1-767-984-21	VIBRATOR, CRYSTAL				C6139	1-164-227-11	CERAMIC CHIP	0.022μF	10%	25V
X7200	1-813-761-21	VIBRATOR, CRYSTAL				C6142	1-104-962-91	ELECT	47μF	20%	35V
X9100	1-813-546-21	QUARTZ CRISTAL OSCILLATOR				C6143	1-115-340-11	CERAMIC CHIP	0.22μF	10%	25V
G1M BOARD, MOUNTED						C6144	1-107-826-11	CERAMIC CHIP	0.1μF	10%	16V
A-1315-710-A	2-409-877-21	WASHER (3X10), RS TITE SPRING				C6145	1-107-826-11	CERAMIC CHIP	0.1μF	10%	16V
CAPACITOR						C6146	1-162-927-11	CERAMIC CHIP	100pF	5%	50V
C6101	1-113-924-11	CERAMIC	0.0047μF	20%	250V	C6147	1-107-905-11	ELECT	4.7μF	20%	50V
C6102	1-119-884-51	CERAMIC	100pF	10%	250V	C6148	1-165-127-11	CERAMIC	470pF	10%	500V
C6103	1-119-891-51	CERAMIC	220pF	10%	250V	C6149	1-107-903-11	ELECT	2.2μF	20%	50V
C6104	1-117-697-41	CERAMIC	470pF	10%	250V	C6151	1-165-127-11	CERAMIC	470pF	10%	500V
C6105	1-165-529-11	MYLAR	0.22μF	10	275V	C6152	1-137-807-31	ELECT	100μF	20%	50V
C6106	1-165-529-11	MYLAR	0.22μF	10	275V	C6153	1-162-964-11	CERAMIC CHIP	0.001μF	10%	50V
C6107	1-119-884-51	CERAMIC	100pF	10%	250V	C6158	1-162-970-11	CERAMIC CHIP	0.01μF	10%	25V
C6108	1-119-891-51	CERAMIC	220pF	10%	250V	C6160	1-163-021-91	CERAMIC CHIP	0.01μF	10%	50V
C6109	1-117-697-41	CERAMIC	470pF	10%	250V	C6165	1-107-826-11	CERAMIC CHIP	0.1μF	10%	16V
C6110	1-113-924-11	CERAMIC	0.0047μF	20%	250V	C6166	1-107-826-11	CERAMIC CHIP	0.1μF	10%	16V
C6111	1-117-699-11	CERAMIC	0.001μF	99%	250V	C6201	1-127-715-91	CERAMIC CHIP	0.22μF	10%	16V
C6112	1-162-966-11	CERAMIC CHIP	0.0022μF	10%	50V	C6202	1-112-208-21	ELECT	470μF	20%	6.3V
C6114	1-162-964-11	CERAMIC CHIP	0.001μF	10%	50V	C6203	1-164-227-11	CERAMIC CHIP	0.022μF	10%	25V
C6115	1-162-964-11	CERAMIC CHIP	0.001μF	10%	50V	C6204	1-112-254-21	ELECT	1000μF	20%	35V
C6117	1-107-823-11	CERAMIC CHIP	0.47μF	10%	16V	C6205	1-112-254-21	ELECT	1000μF	20%	35V
C6119	1-107-875-91	ELECT	220μF	20%	10V	C6206	1-112-835-11	ELECT	3300μF	20%	25V
C6121	1-115-339-11	CERAMIC CHIP	0.1μF	10%	50V	C6208	1-107-826-11	CERAMIC CHIP	0.1μF	10%	16V
C6122	1-107-906-11	ELECT	10μF	20%	50V	C6210	1-127-573-11	CERAMIC CHIP	1μF	10%	16V
C6123	1-165-127-11	CERAMIC	470pF	10%	500V	C6212	1-100-597-91	CERAMIC CHIP	0.1μF	10%	25V
C6124	1-165-127-11	CERAMIC	470pF	10%	500V	C6251	1-112-208-21	ELECT	470μF	20%	6.3V
C6125	1-165-127-11	CERAMIC	470pF	10%	500V	C6252	1-112-242-21	ELECT	1500μF	20%	25V
C6126	1-165-127-11	CERAMIC	470pF	10%	500V	C6254	1-117-699-11	CERAMIC	0.001μF	99%	250V
C6127	1-127-573-11	CERAMIC CHIP	1μF	10%	16V	C6255	1-137-198-81	FILM	1μF	5%	50V
C6129	1-162-970-11	CERAMIC CHIP	0.01μF	10%	25V	C6256	1-100-591-91	CERAMIC CHIP	1μF	10%	25V
C6130	1-165-176-11	CERAMIC CHIP	0.047μF	10%	16V	C6257	1-100-591-91	CERAMIC CHIP	1μF	10%	25V
						C6258	1-100-591-91	CERAMIC CHIP	1μF	10%	25V
						C6259	1-100-597-91	CERAMIC CHIP	0.1μF	10%	25V
						C6260	1-112-222-21	ELECT	2200μF	20%	10V
						C6261	1-112-222-21	ELECT	2200μF	20%	10V

NOTE: The components identified by shading and \triangle mark are critical for safety. Replace only with part number specified.

NOTE: Les composants identifiés par un trame et une marque \triangle sont critiques pour la sécurité. Ne les remplacer que par une pièce portant le numéro spécifié.

REF. NO.	PART NO.	DESCRIPTION	VALUES	REF. NO.	PART NO.	DESCRIPTION	VALUES
CONNECTOR							
CN6101	1-695-915-11	TAB (CONTACT)		D6205	6-501-319-01	DIODE	FCQ10A06
CN6102	1-580-843-11	PIN, CONNECTOR (POWER)		D6206	6-500-555-01	DIODE	MM3Z27VT1
* CN6201	1-785-708-11	PIN, CONNECTOR (PC BOARD)	12P	D6209	8-719-081-97	DIODE	MMDL914T1
* CN6202	1-793-236-11	PIN, CONNECTOR (PC BOARD)	14P	D6210	8-719-082-03	DIODE	MM3Z15VT1
DIODE							
D6101	8-719-510-53	DIODE	D4SB60L	D6211	6-501-319-01	DIODE	FCQ10A06
D6102	8-719-081-97	DIODE	MMDL914T1	D6212	8-719-312-10	DIODE	RU4AM-T3
D6103	6-500-567-01	DIODE	10ERB20-TA1B2	ET6101	1-537-770-21	TERMINAL BOARD, GROUND	
D6104	6-500-567-01	DIODE	10ERB20-TA1B2	IC			
D6105	8-719-081-97	DIODE	MMDL914T1	IC6101	6-709-192-01	IC	FA5501AN-D1-TE1
D6106	8-719-081-97	DIODE	MMDL914T1	\triangle IC6104	6-707-749-01	IC	CXD9841P
D6107	8-719-027-76	DIODE	1SS357-TPH3	\triangle IC6105	6-708-801-01	IC	MIP2H2
D6108	8-719-081-97	DIODE	MMDL914T1	IC6201	6-709-155-01	IC	TS3431BILT
D6109	8-719-054-59	DIODE	FSF05A60	IC6203	6-700-898-01	IC	PQ05RD21J00H
D6110	8-719-976-99	DIODE	DTZ5.1B	CHIP CONDUCTOR			
D6111	8-719-081-97	DIODE	MMDL914T1	JR6239	1-216-864-11	SHORT CHIP	
D6112	6-500-335-01	DIODE	MC2838-T112-1	IC LINK			
D6113	8-719-081-97	DIODE	MMDL914T1	PS6201	1-533-597-41	IC LINK	5A 90V
D6114	8-719-081-97	DIODE	MMDL914T1	\triangle PS6202	1-533-597-41	IC LINK	5A 90V
D6115	8-719-081-97	DIODE	MMDL914T1	\triangle PS6203	1-533-596-21	IC LINK	4A 90V
\triangle D6116	6-501-906-01	DIODE	11EQS03LN-TB5	TRANSISTOR			
D6119	8-719-027-76	DIODE	1SS357-TPH3	Q6102	8-729-141-48	TRANSISTOR	2SB624-BV345
D6120	6-500-448-11	DIODE	D1NF60-TA	\triangle Q6103	6-551-303-01	TRANSISTOR	2SK3683-01MR-F111
\triangle D6121	6-501-906-01	DIODE	11EQS03LN-TB5	Q6104	8-729-045-62	TRANSISTOR	2SK2158-T2B
D6122	8-719-082-03	DIODE	MM3Z15VT1	Q6105	6-551-696-01	TRANSISTOR	ISA1235AC1TP-1EF
D6127	8-719-056-83	DIODE	UDZ-TE-17-6.8B	Q6106	8-729-620-07	TRANSISTOR	2SC3052EF-T1-LEF
D6128	8-719-081-97	DIODE	MMDL914T1	Q6107	8-729-920-79	TRANSISTOR	2SB1132-T100-QR
D6129	6-501-297-11	DIODE	1F6G-TA26	Q6108	8-729-027-43	TRANSISTOR	DTC114EKA-T146
D6132	8-719-081-97	DIODE	MMDL914T1	\triangle Q6109	6-551-302-01	TRANSISTOR	2SK3561(LBS1SONY,Q
D6133	6-501-450-11	DIODE	11EFS4-TB5	\triangle Q6110	6-551-302-01	TRANSISTOR	2SK3561(LBS1SONY,Q
D6134	6-501-822-11	DIODE	10ERB60-TB5	Q6111	8-729-045-62	TRANSISTOR	2SK2158-T2B
D6135	6-500-600-01	DIODE	MM3Z3V3T1	Q6112	8-729-045-62	TRANSISTOR	2SK2158-T2B
\triangle D6136	8-719-931-47	DIODE	HZS27NTD	Q6201	8-729-045-62	TRANSISTOR	2SK2158-T2B
D6137	6-500-021-01	DIODE	MM3Z4V7ST1	Q6202	6-551-696-01	TRANSISTOR	ISA1235AC1TP-1EF
D6138	8-719-081-97	DIODE	MMDL914T1	Q6203	8-729-620-07	TRANSISTOR	2SC3052EF-T1-LEF
D6139	6-500-567-21	DIODE	10ERB20-TB5	RESISTOR			
D6140	6-500-021-01	DIODE	MM3Z4V7ST1	\triangle R6101	1-240-251-92	METAL	6.8 5% 10W
D6141	8-719-081-97	DIODE	MMDL914T1	R6102	1-240-576-21	METAL CHIP	470K 1% 1/10W
D6201	8-719-200-31	DIODE	21DQ05	R6103	1-240-576-21	METAL CHIP	470K 1% 1/10W
D6202	8-719-082-75	DIODE	FCH08A10	R6106	1-218-877-11	METAL CHIP	18K 0.50% 1/10W
D6203	8-719-082-75	DIODE	FCH08A10	R6107	1-216-073-91	RES-CHIP	10K 5% 1/10W
D6204	6-501-319-01	DIODE	FCQ10A06				

NOTE: The components identified by shading and \triangle mark are critical for safety. Replace only with part number specified.

NOTE: Les composants identifiés par un trame et une marque \triangle sont critiques pour la sécurité. Ne les remplacer que par une pièce portant le numéro spécifié.

G1M

REF. NO.	PART NO.	DESCRIPTION	VALUES			REF. NO.	PART NO.	DESCRIPTION	VALUES		
R6108	1-240-576-21	METAL CHIP	470K	1%	1/10W	R6161	1-249-425-11	CARBON	4.7K	5%	1/4W
R6109	1-240-576-21	METAL CHIP	470K	1%	1/10W	R6162	1-211-989-11	METAL CHIP	68	0.50%	1/10W
R6113	1-215-869-11	METAL OXIDE	1K	5%	1W	R6163	1-211-985-11	METAL CHIP	47	0.50%	1/10W
R6114	1-216-077-91	RES-CHIP	15K	5%	1/10W	R6165	1-216-065-91	RES-CHIP	4.7K	5%	1/10W
R6115	1-249-397-11	CARBON	22	5%	1/4W	R6166	1-249-426-11	CARBON	5.6K	5%	1/4W
R6117	1-216-817-11	METAL CHIP	470	5%	1/10W	R6167	1-247-791-91	CARBON	22	5%	1/4W
R6118	1-216-851-11	METAL CHIP	330K	5%	1/10W	R6168	1-216-009-91	RES-CHIP	22	5%	1/10W
R6119	1-216-837-11	METAL CHIP	22K	5%	1/10W	R6169	1-216-049-11	RES-CHIP	1K	5%	1/10W
R6120	1-216-845-11	METAL CHIP	100K	5%	1/10W	R6170	1-216-833-11	METAL CHIP	10K	5%	1/10W
R6121	1-249-397-11	CARBON	22	5%	1/4W	R6171	1-216-833-11	METAL CHIP	10K	5%	1/10W
R6122	1-216-833-11	METAL CHIP	10K	5%	1/10W	R6172	1-218-642-11	METAL OXIDE	100K	5%	1W
R6124	1-216-809-11	METAL CHIP	100	5%	1/10W	R6173	1-216-830-11	METAL CHIP	5.6K	5%	1/10W
R6125	1-216-001-00	RES-CHIP	10	5%	1/10W	R6175	1-216-821-11	METAL CHIP	1K	5%	1/10W
R6127	1-215-882-00	METAL OXIDE	22	5%	2W	R6178	1-216-857-11	METAL CHIP	1M	5%	1/10W
R6128	1-216-801-11	METAL CHIP	22	5%	1/10W	R6179	1-216-821-11	METAL CHIP	1K	5%	1/10W
R6129	1-215-882-00	METAL OXIDE	22	5%	2W	R6180	1-216-829-11	METAL CHIP	4.7K	5%	1/10W
R6130	1-208-840-11	METAL CHIP	270K	0.50%	1/10W	R6181	1-249-397-11	CARBON	22	5%	1/4W
R6131	1-208-840-11	METAL CHIP	270K	0.50%	1/10W	R6183	1-216-837-11	METAL CHIP	22K	5%	1/10W
R6132	1-208-840-11	METAL CHIP	270K	0.50%	1/10W	R6185	1-208-822-11	METAL CHIP	47K	0.50%	1/10W
R6133	1-208-840-11	METAL CHIP	270K	0.50%	1/10W	R6186	1-216-105-91	RES-CHIP	220K	5%	1/10W
R6134	1-218-760-11	METAL CHIP	220K	0.50%	1/10W	R6187	1-218-903-11	METAL CHIP	220K	0.50%	1/10W
R6135	1-208-804-11	METAL CHIP	8.2K	0.50%	1/10W	R6188	1-208-854-11	METAL CHIP	1M	0.50%	1/10W
R6136	1-216-635-11	METAL CHIP	220	0.50%	1/10W	R6189	1-216-845-11	METAL CHIP	100K	5%	1/10W
R6137	1-208-854-11	METAL CHIP	1M	0.50%	1/10W	R6190	1-249-385-11	CARBON	2.2	5%	1/4W
R6138	1-208-854-11	METAL CHIP	1M	0.50%	1/10W	R6191	1-216-833-11	METAL CHIP	10K	5%	1/10W
R6139	1-208-854-11	METAL CHIP	1M	0.50%	1/10W	R6192	1-247-289-00	METAL	8.2M	5%	1W
R6140	1-208-854-11	METAL CHIP	1M	0.50%	1/10W	R6201	1-216-821-11	METAL CHIP	1K	5%	1/10W
R6141	1-218-760-11	METAL CHIP	220K	0.50%	1/10W	R6202	1-216-825-11	METAL CHIP	2.2K	5%	1/10W
R6142	1-216-685-11	METAL CHIP	27K	0.50%	1/10W	R6203	1-216-827-11	METAL CHIP	3.3K	5%	1/10W
R6144	1-216-857-11	METAL CHIP	1M	5%	1/10W	R6204	1-216-829-11	METAL CHIP	4.7K	5%	1/10W
R6145	1-247-903-00	CARBON	1M	5%	1/4W	R6207	1-216-817-11	METAL CHIP	470	5%	1/10W
R6146	1-216-851-11	METAL CHIP	330K	5%	1/10W	R6208	1-216-829-11	METAL CHIP	4.7K	5%	1/10W
\triangle R6147	1-202-933-61	FUSIBLE	0.1	10%	1/2W	R6209	1-218-885-11	METAL CHIP	39K	0.50%	1/10W
R6148	1-249-385-11	CARBON	2.2	5%	1/4W	R6210	1-218-871-11	METAL CHIP	10K	0.50%	1/10W
R6149	1-216-825-11	METAL CHIP	2.2K	5%	1/10W	R6211	1-218-867-11	METAL CHIP	6.8K	0.50%	1/10W
R6150	1-216-833-11	METAL CHIP	10K	5%	1/10W	R6212	1-216-833-11	METAL CHIP	10K	5%	1/10W
R6151	1-216-833-11	METAL CHIP	10K	5%	1/10W	R6213	1-216-833-11	METAL CHIP	10K	5%	1/10W
R6152	1-218-872-11	METAL CHIP	11K	0.50%	1/10W	R6214	1-218-863-11	METAL CHIP	4.7K	0.50%	1/10W
R6153	1-216-864-11	SHORT CHIP				R6215	1-218-867-11	METAL CHIP	6.8K	0.50%	1/10W
R6154	1-218-886-11	METAL CHIP	43K	0.50%	1/10W	R6218	1-218-847-11	METAL CHIP	1K	0.50%	1/10W
R6155	1-218-903-11	METAL CHIP	220K	0.50%	1/10W	R6219	1-216-821-11	METAL CHIP	1K	5%	1/10W
R6157	1-249-429-11	CARBON	10K	5%	1/4W	R6220	1-216-837-11	METAL CHIP	22K	5%	1/10W
R6158	1-249-429-11	CARBON	10K	5%	1/4W	R6221	1-216-825-11	METAL CHIP	2.2K	5%	1/10W
R6159	1-216-833-11	METAL CHIP	10K	5%	1/10W	R6222	1-216-073-91	RES-CHIP	10K	5%	1/10W
R6160	1-216-825-11	METAL CHIP	2.2K	5%	1/10W	R6223	1-216-833-11	METAL CHIP	10K	5%	1/10W

G1M | HM1 | HM3

REF. NO.	PART NO.	DESCRIPTION	VALUES		
R6224	1-216-837-11	METAL CHIP	22K	5%	1/10W
R6225	1-216-821-11	METAL CHIP	1K	5%	1/10W
R6226	1-216-833-11	METAL CHIP	10K	5%	1/10W
R6230	1-249-385-11	CARBON	2.2	5%	1/4W
R6232	1-247-807-31	CARBON	100	5%	1/4W
R6235	1-208-814-91	METAL CHIP	22K	0.50%	1/10W
R6237	1-215-871-11	METAL OXIDE	2.2K	5%	1W
<u>RELAY</u>					
RY6101	1-755-488-11	RELAY	(LKP1AF-18V)		
<u>VARISTOR</u>					
VD6101	1-804-996-21	VARISTOR			
VD6102	1-804-996-21	VARISTOR			
HM1					
A-1268-471-A HM1 BOARD, MOUNTED					
<u>CONNECTOR</u>					
* CN101	1-820-180-11	HEADER ASSEMBLY (PRINT PWB)			
<u>RESISTOR</u>					
R101	1-218-827-11	METAL CHIP	150	0.50%	1/10W
R102	1-218-831-11	METAL CHIP	220	0.50%	1/10W
R103	1-218-835-11	METAL CHIP	330	0.50%	1/10W
R104	1-218-841-11	METAL CHIP	560	0.50%	1/10W
R105	1-218-848-11	METAL CHIP	1.1K	0.50%	1/10W
R107	1-216-864-11	SHORT CHIP			
<u>SWITCH</u>					
S101	1-572-595-11	SWITCH, TACTILE (REFLOW TYPE)			
S102	1-572-595-11	SWITCH, TACTILE (REFLOW TYPE)			
S103	1-572-595-11	SWITCH, TACTILE (REFLOW TYPE)			
S104	1-572-595-11	SWITCH, TACTILE (REFLOW TYPE)			
S105	1-572-595-11	SWITCH, TACTILE (REFLOW TYPE)			
S106	1-572-595-11	SWITCH, TACTILE (REFLOW TYPE)			
S107	1-572-595-11	SWITCH, TACTILE (REFLOW TYPE)			

REF. NO.	PART NO.	DESCRIPTION	VALUES		
HM3					
A-1268-472-A HM3 BOARD, MOUNTED					
<u>CAPACITOR</u>					
C320	1-112-781-11	CERAMIC CHIP	1μF	10%	10V
C322	1-107-826-11	CERAMIC CHIP	0.1μF	10%	16V
C323	1-126-205-11	ELECT CHIP	47μF	20%	6.3V
C401	1-162-960-11	CERAMIC CHIP	220pF	10%	50V
C402	1-100-909-11	CERAMIC CHIP	10μF	10%	6.3V
<u>CONNECTOR</u>					
* CN301	1-820-287-11	HEADER ASSEMBLY (PRINT PWB)			
<u>DIODE</u>					
D305	8-719-085-26	DIODE	CL-165HR/SYG-D-T		
D308	8-719-053-07	DIODE	SML-310MTT86		
<u>IC</u>					
IC320	6-600-447-01	IC	TPS853(SONY)		
IC401	6-600-502-01	HIC	GP1UE26RK0VF		
<u>TRANSISTOR</u>					
Q303	8-729-028-96	TRANSISTOR	DTC114EUA-T106		
Q304	8-729-028-96	TRANSISTOR	DTC114EUA-T106		
Q320	6-551-699-01	TRANSISTOR	ISA1602AM1TP-1EF		
<u>RESISTOR</u>					
R303	1-216-815-11	METAL CHIP	330	5%	1/10W
R304	1-216-819-11	METAL CHIP	680	5%	1/10W
R305	1-216-815-11	METAL CHIP	330	5%	1/10W
R307	1-216-864-11	SHORT CHIP			
R308	1-216-864-11	SHORT CHIP			
R321	1-216-839-11	METAL CHIP	33K	5%	1/10W
R322	1-216-821-11	METAL CHIP	1K	5%	1/10W
R323	1-216-833-11	METAL CHIP	10K	5%	1/10W
R325	1-216-849-11	METAL CHIP	220K	5%	1/10W
R326	1-216-849-11	METAL CHIP	220K	5%	1/10W
R327	1-216-864-11	SHORT CHIP			
R328	1-216-827-11	METAL CHIP	3.3K	5%	1/10W
R401	1-216-817-11	METAL CHIP	470	5%	1/10W
R402	1-216-805-11	METAL CHIP	47	5%	1/10W






REF. NO.	PART NO.	DESCRIPTION	VALUES	REF. NO.	PART NO.	DESCRIPTION	VALUES
				<u>ACCESSORIES AND PACKING</u>			
				X-2186-601-1	BAG ASSEMBLY, RUDDER LOCK (Contains Items Below)		
				X-2186-603-1	LOCK ASSEMBLY, RUDDER (Belt)		
				2-593-320-02	SCREW, CION (M6X18)		
				2-580-663-01	SCREW, WOOD 3.8X20		
				* 2-678-263-01	BAG, PROTECTION (KDL-26M3000/26ML130 ONLY)		
				* 2-678-264-01	BAG, PROTECTION (KDL-32M3000/32ML130 ONLY)		
				* 3-213-717-01	BAG, PROTECTION (STAND) (KDL-26M3000/26ML130 ONLY)		
				* 3-213-713-01	CARTON, INDIVIDUAL (KDL-26M3000/26ML130 ONLY)		
				* 3-213-429-01	CARTON, INDIVIDUAL (KDL-32M3000/32ML130 ONLY)		
				2-595-155-02	CLAMP		
				* 3-213-715-01	CUSHION, LOWER (KDL-26M3000/26ML130 ONLY)		
				* 3-213-428-01	CUSHION, LOWER (KDL-32M3000/32ML130 ONLY)		
				* 3-213-714-01	CUSHION, UPPER (KDL-26M3000/26ML130 ONLY)		
				* 3-213-427-01	CUSHION, UPPER (KDL-32M3000/32ML130 ONLY)		
				3-213-438-11	GUIDE, QUICK SETUP (ENGLISH VERSION)		
				3-213-438-21	GUIDE, QUICK SETUP (FRENCH VERSION)		
				3-213-438-31	GUIDE, QUICK SETUP (SPANISH VERSION)		
				3-213-437-11	MANUAL, INSTRUCTION (ENGLISH VERSION)		
				3-213-437-21	MANUAL, INSTRUCTION (FRENCH VERSION)		
				3-213-437-31	MANUAL, INSTRUCTION (SPANISH VERSION)		
				<u>MISCELLANEOUS</u>			
				1-469-089-11	FILTER, CLAMP (FERRITE CORE) (KDL-32M3000/32ML130 ONLY)		
				* 1-400-052-11	FILTER, CLAMP (FERRITE CORE)		
				2-580-602-01	SCREW, +PSW M4X12 (KDL-26M3000/26ML130 ONLY)		
				1-910-036-30	WIRE ASSEMBLY, FASTON TERMINAL		
				<u>REMOTE COMMANDER</u>			
				1-480-266-11	REMOTE COMMANDER (RM-YD021)		
				9-885-099-05	BATTERY COVER (for RM-YD021)		

A-1268-473-A UM BOARD, MOUNTED			
<u>CAPACITOR</u>			
C203	1-216-864-11	SHORT CHIP	
C206	1-100-912-11	CERAMIC CHIP	1µF 10% 25V
C209	1-100-912-11	CERAMIC CHIP	1µF 10% 25V
C215	1-162-964-11	CERAMIC CHIP	0.001µF 10% 50V
<u>CONNECTOR</u>			
* CN201	1-819-928-11	HEADER ASSEMBLY	20P
CN202	1-695-915-11	TAB (CONTACT)	
<u>DIODE</u>			
D204	8-719-423-03	DIODE	MA8100
ET201	1-780-482-11	EARTH TERMINAL	
ET202	1-780-482-11	EARTH TERMINAL	
<u>JACK</u>			
J201	1-819-356-21	PHONO JACK	3P
J202	1-815-325-11	JACK	
<u>RESISTOR</u>			
R211	1-216-864-11	SHORT CHIP	
R212	1-216-857-11	METAL CHIP	1M 5% 1/10W
R213	1-216-825-11	METAL CHIP	2.2K 5% 1/10W
R215	1-216-857-11	METAL CHIP	1M 5% 1/10W
R216	1-216-825-11	METAL CHIP	2.2K 5% 1/10W
R218	1-216-864-11	SHORT CHIP	
R219	1-216-864-11	SHORT CHIP	
R220	1-216-864-11	SHORT CHIP	
<u>VARISTOR</u>			
VD201	1-804-988-21	VARISTOR, CHIP	(1608)
VD202	1-804-988-21	VARISTOR, CHIP	(1608)
VD203	1-804-988-21	VARISTOR, CHIP	(1608)
VD204	1-804-988-21	VARISTOR, CHIP	(1608)
VD205	1-804-988-21	VARISTOR, CHIP	(1608)

APPENDIX A: ENCRYPTION KEY COMPONENTS

Encryption key components developed by Sony Corporation contain confidential information, and shall be handled under the non-disclosure obligations provided in the applicable agreement with Sony Corporation (and/or its subsidiary).

As part of this agreement specific instructions must be adhered to whenever a Circuit Board containing encryption key components is repaired and/or replaced pursuant to the following:

- 1) In the service manual the Circuit Board(s) containing encryption key components shall be identified with a **red outline and a **.
- 2) Only repair boards or components listed in the service manual shall be utilized for replacement and/or repair.
- 3) Disassembly, decryption, or reverse-engineering component(s) is strictly prohibited.
- 4) Any board in which the Servicer replaces an encryption key component must be placed back into the set it originally came from and the replaced defective component **MUST BE DESTROYED**. Boards cannot be swapped.
- 5) If a Circuit Board identified with a **red outline and a ** in the service manual is deemed to be defective:
 - a) and if a core charge is imposed and is covered under the product warranty, the defective un-repaired or modified board **MUST BE RETURNED** to Sony.
 - b) and if the core charge is **NOT** covered under the product warranty, the defective un-repaired or modified board **MUST BE DESTROYED**.
- 5) If a unit is destroyed (such as field scrap), the Circuit Board identified with a **red outline and a ** in the service manual **MUST BE DESTROYED**.

In an effort to reduce the size of this pdf file the tiled schematics are not attached to this Service Manual. To receive a complete set of the tiled schematics for this manual please submit a request to the Service Promotion Department at Service_Promotion@am.sony.com.