

3-7 SAFETY/FUNCTION CHECK

WARNING

Before performing the safety/function check, make sure the rifle is clear/unloaded.

- a. If the below listed safety/function checks perform as indicated, rifle is mission ready. If the checks do not perform as indicated, turn the complete weapon system in to the proper maintenance/supply channel for return to the contractor. (See Chapter 3, Section IV, Preparation For Shipment).
- b. With the bolt closed and the firing pin in the most forward position, safety will not go to safe position.
- c. Pull up on the bolt handle to cock rifle. Pull bolt to the rear.
- d. Close the bolt.
- e. Put safety in safe position.
- f. Pull trigger. Firing pin head will not move forward.
- g. Put safety in fire position.
- h. Pull trigger. Firing pin head will move forward. A click should be heard.

3-8 STORAGE

- a. When rifle is to be stored in the system case, ensure the chamber and magazine are free of any rounds of ammunition and rifle is cleaned and lubricated as per instructions (see para 2-7 and 3-1).
- b. Ensure there is no live ammunition in the area.
- c. The bolt will be in the closed position.
- d. Pull the trigger to release spring tension on the firing pin spring.

NOTE

The preferred method of storage is in a vertical position with the barrel down.

SECTION IV PREPARATION FOR SHIPMENT

3-9 PACKAGING FOR SHIPMENT

WARNING

Under no circumstances should the weapon be shipped while it still contains live ammunition, either in the shipping box or in the weapon itself.

- a. Ensure that no ammunition is present in the weapon by following the procedures for clearing the weapon found in para 2-7.
- b. Completely fill out DA Form 2407 in accordance with the instructions provided in DA PAM 738-750 entitled "The Army Maintenance Management System" (TAMMS). Detail the required maintenance action as thoroughly as possible in block 15 of DA Form 2407.
- c. Send one copy of "Receipt Copy 1" of DA Form 2407 and one copy of "U.S. Registered Mail, Return Receipt Requested". The Return Receipt should only contain the description "M24" and the system serial number. Mail to:

Commander
U.S. Army Armament Munitions and Chemical Command
ATTN: AMSMC-PCW-C Bldg. 10
Picatinny Arsenal, NJ 07806-5000
- d. Place copies 2 thru 5 of DA Form 2407 inside the shipping box.

NOTE

Ensure that the four (4) remaining copies of DA Form 2407 are inside the shipping box before closing and sealing the box. Repairs cannot be made unless the deficiency is identified on DA Form 2407.

- e. Clean weapon by following the procedures for cleaning the weapon found in para 3-5.

NOTE

Do not perform steps 11 and 12 on page 3-8 for shipment of weapon.

- f. Place weapon in the soft carrying case.
- g. Clean day optic sight by following the procedures for cleaning the day optic sight in para 3-5d.

NOTE

Ensure dust covers are installed on sight and are in the closed position.

- h. Place day optic sight in carrying case and close case.
- i. Place soft carrying case and day optic sight case in a shipping box (minimum dimension of 9x12x48 inch, see Appendixes A and D).
- j. Fill shipping box with cushioning material (see Appendixes A and D).
- k. Place copies 2 thru 5 of DA Form 2407 in shipping box. A packing list (DD Form 1750) shall be enclosed in the box.
- l. Close the shipping box and seal all seams and joints with tape (see Appendixes A and D).

3-10 MARKING FOR SHIPMENT

- a. Mark in accordance with MIL-STD-129.
- b. Shipments must be accomplished through the use of 'US Registered Mail, Return Receipt Requested'. The shipment must be addressed to:

Remington Arms Co., Inc.
ATTN: Custom Shop
14 Hoefler Avenue
Ilion, NY 13357

BOA No. DAAA21-87-G-0001

After the repair is completed, the items will be returned to the originating unit.

c. In the event US Registered Mail is not available, shipment of SWS must be accomplished through the use of the Defense Transportation System (DTS) and requires Category IV Transportation Protective Service (TPS) in transit. The defective SWS must be shipped to the following address:

Commander
Anniston Army Depot
ATTN: Transportation Officer
Mark For: SDSAN-DSP-WD Bldg. 112
Anniston, AL 36201-5030

UIC: W31G1Y
DODAC: W31G1Z

After the repair is completed the SWS will be returned to the originating unit.

3-11 DOD SMALL ARMS SERIALIZATION PROGRAM (DODSASP)

Reportable under DODSASP in accordance with Chapter 4 AR 710-3 entitled "Asset and Transaction Reporting System". The DODAC to be used for shipment to Remington Arms Co., Inc. is "CMBBAN".

3-19/(3-20 Blank)

CHAPTER 4

AMMUNITION

4-1. AUTHORIZED AMMUNITION.

WARNING

Use only M118 Special Ball ammunition.

Do not fire corroded or dented cartridges, cartridges with loose bullets, or any other defective rounds detected by visual inspection.



M118 Special Ball

4-2. AMMUNITION WHICH FAILS TO FIRE.

Dispose of any ammunition which fails to fire according to authorized procedures.

4-3. CARE, HANDLING, AND PRESERVATION.

- a. Protect ammunition from mud, sand, and water. If the ammunition gets wet or dirty, wipe it off at once with a clean dry cloth. Wipe off light corrosion as soon as it is discovered. Turn in heavily corroded cartridges.
- b. Do not expose ammunition to the direct rays of the sun. If the powder is hot, excessive pressure may develop when the rifle is fired.
- c. Do not oil or grease ammunition. Dust and other abrasives that collect on greasy ammunition may cause damage to the operating parts of the rifle. Oiled cartridges produce excessive chamber pressure.

APPENDIX A REFERENCES

A-1. SCOPE.

This appendix lists all forms, field manuals, technical manuals, tables, regulations, standards, and miscellaneous publications referenced in this manual.

A-2. TECHNICAL MANUALS.

TM 740-90-1	Administrative Storage of Equipment
TM 750-244-7	Procedures for Destruction of Equipment to Prevent Enemy Use
TM 9-1300-206	Care and Storage of Ammunition

A-3. COMMON TABLE OF ALLOWANCES (CTA).

CTA 8-100	Army Medical Department Expendable/Durable Items
CTA 50-970	Expendable/Durable Items (except: Medical Class V, Repair Parts and Heraldic Items)

A-4. ARMY REGULATIONS AND PAMPHLETS.

DA PAM 25-30 Consolidated Index of Army Publications and Blank Forms

DA PAM 738-750. The Army Maintenance Management System (TAMMS)

A-5. FIELD MANUALS

FM 3-5 NBC Contamination

FM 3-87 Nuclear, Biological and Chemical (NBC) Reconnaissance and
 Decontamination Operations (How to Fight)

FM 21-11 First Aid for Soldiers

A-6. TRAINING CIRCULAR.

TC 23-14. Sniper Training and Employment

A-7. FORMS.

DA Form 2028 Recommended Changes to Publications and Blank Forms

SF 368 Quality Deficiency Report

DA Form 2407 Maintenance Request

SF 364 Report of Discrepancy

DD Form 1750. Packing List

APPENDIX C

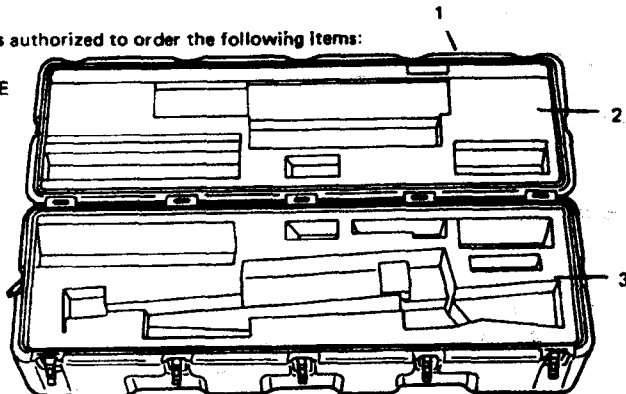
TM 9-1005-306-10
79

SNIPER WEAPON SYSTEM PARTS LIST

C-1. GENERAL

The operator is authorized to order the following items:

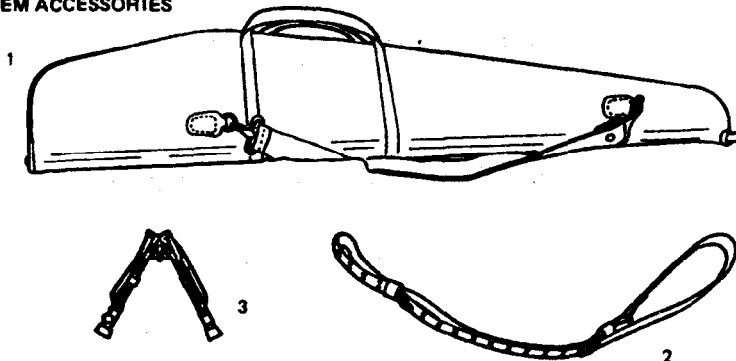
SYSTEM CASE



NO.	FSCM/CAGE	PART NO.	NOMENCLATURE	NSN
1	3A703	96069	System Case	1005-01-260-2662
2	3A703	96078	Foam, Top	1005-01-260-2663
3	3A703	96079	Foam, Bottom	1005-01-260-2664

SNIPER WEAPON SYSTEM PARTS LIST (Cont.)

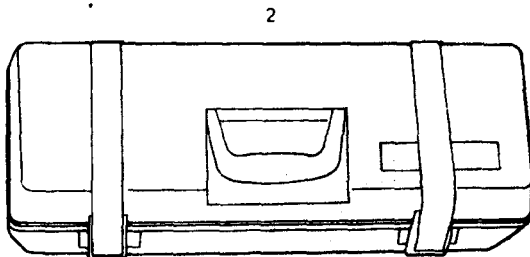
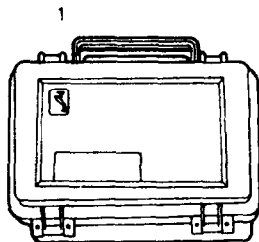
SYSTEM ACCESSORIES



NO.	FSCM/CAGE	PART NO.	NOMENCLATURE	NSN
1	3A703	96076	Soft Rifle Carrying Case	1005-01-262-2818
2	19204	7141245	Sling, Small Arms	1005-00-714-1245
3	3A703	96117	Bipod (optional)	1005-01-260-2665

SNIPER WEAPON SYSTEM PARTS LIST (Cont.)
CASES - DEPLOYMENT AND DAY OPTIC SIGHT

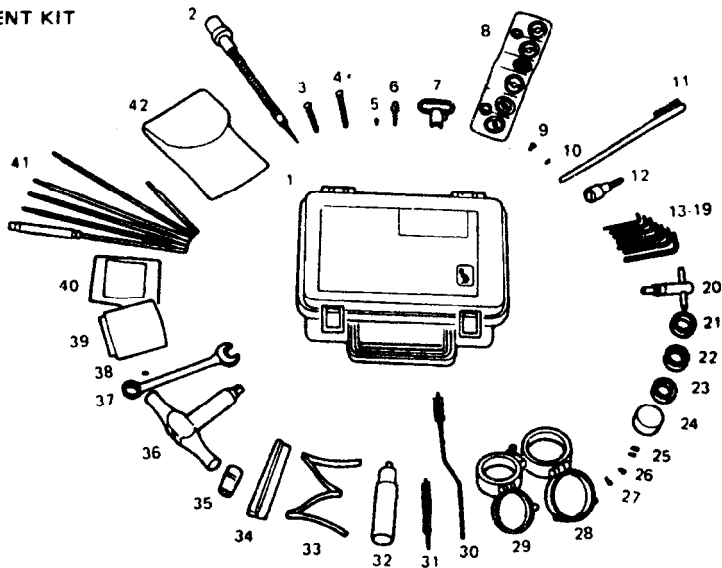
TM 9-1005-308-10
81



NO.	FSCM/CAGE	PART NO.	NOMENCLATURE	NSN
1	3A703	96097	Deployment Case	1005-01-260-2847
2	3A703	96081	Day Optic Sight Case	1005-01-260-2866

SNIPER WEAPON SYSTEM PARTS LIST (Cont.)

DEPLOYMENT KIT



SNIPER WEAPON SYSTEM PARTS LIST (Cont.)

TM 9-1005-306-10
83

DEPLOYMENT KIT (Cont.)

NO.	FSCM/CAGE	PART NO.	NOMENCLATURE	NSN
1	3A703	96097	Deployment Case	1005-01-260-2647
2	3A703	96007	Firing Pin Assembly	1005-01-260-2636
3	3A703	96010	Front Guard Screw	1005-01-260-2656
4	3A703	96015	Rear Guard Screw	1005-01-260-2655
5	3A703	96012	Front Sight Base Screw	1005-01-260-2654
6	3A703	96022	Swivel Screw	1005-01-260-2641
7	3A703	96023	Swivel, Sling	1005-01-260-2640
8	3A703	96105	Front Sight Insert Kit	1005-01-260-2637
9	3A703	96017	Rear Sight Base Screw	1005-01-260-2653
10	3A703	96030	Trigger Pull Adj. Screw	1005-01-260-2657
11	19204	8448462	Brush, Cleaning Small	1005-00-494-6602
12	06887	TMA5-62LOC	Socket Wrench Attachment 3/8" drive hex bit 5/32"	5120-00-596-0940
13	55719	AW1-1-2	.050" Key, Socket Head Screw	5120-00-198-5401
14	55719	AW2	1/16" Key, Socket Head Screw	5120-00-198-5398
15	88379	ARX 132-20	5/64" Key, Socket Head Screw	5120-00-224-2504
16	92674	BA27077-4	3/32" Key, Socket Head Screw	5120-00-242-7410
17	55719	AWL31-2	7/64" Key, Socket Head Screw	5120-00-889-2162
18	55719	AW4	1/8" Key, Socket Head Screw	5120-00-240-5292
19	70408	BA27077-6	5/32" Key, Socket Head Screw	5120-00-198-5392
20	11728	41R	T-handle Combo Wrench (Screwdriver, Flat Tip)	5120-00-832-6223

SNIPER WEAPON SYSTEM PARTS LIST (Cont.)

DEPLOYMENT KIT (Cont.)

NO.	FSCM/CAGE	PART NO.	NOMENCLATURE	NSN
21	3A703	96046	Day Optic Sight Windage Dial W/ Screws	1005-01-260-2648
22	3A703	96045	Day Optic Sight Elevation Dial w/ Screws	1005-01-260-2649
23	3A703	96047	Day Optic Sight Focus Dial w/ Screws	1005-01-262-2817
24	3A703	96042	Day Optic Sight Adj. Dial Dust Cover	1005-01-260-2642
25	3A703	96083	Day Optic Sight Ring Screws	1005-01-260-2650
26	3A703	96037	Day Optic Sight Base Screw Front	1005-01-260-2651
27	3A703	96038	Day Optic Sight Base Screw Rear	1005-01-260-2652
28	3A703	96043	Day Optic Sight Dust Cover, Front	1005-01-260-2643
29	3A703	96044	Day Optic Sight Dust Cover, Rear	1005-01-260-2644
30	19205	7790463	Brush, Chamber	1005-00-690-8441
31	19204	5564174	Brush, Bore	1005-00-556-4174
32	19204	8436793	Oil Bottle	9510-00-889-3522
33	3A703	15677	Magazine Spring	1005-01-260-2639

SNIPER WEAPON SYSTEM PARTS LIST (Cont.)**TM 9-1005-308-10**
85**DEPLOYMENT KIT (Cont.)**

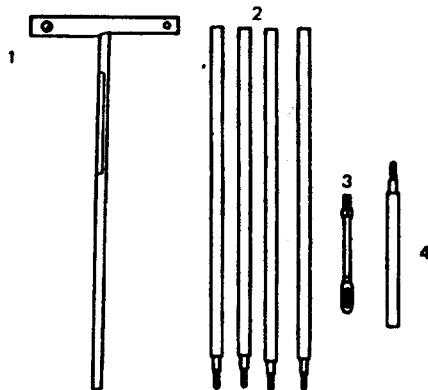
NO.	FSCM/CAGE	PART NO.	NOMENCLATURE	NSN
34	3A703	96014	Magazine Follower	1005-01-260-2638
35	58536	A-A-1404	Socket, Socket Wrench 1/2"	5120-00-227-6702
36	3A703	96059	T-Handle Torque Wrench	1005-01-260-2645
37	64959	G243079-6	Wrench, Box and Open 1/2"	5120-00-228-9508
38	96906	MS51982-33	Rear Sight Base Plug Screw	5305-00-717-8928
39	3A703	96049	Sunshade (Day Optic Sight)	1005-01-260-2660
40	19204	5019316	Swabs, Cleaning Small Arms	1005-00-288-3565
41	Cleaning Rod Kit
42	Lens Cleaning Kit

TM 9-1005-308-10

86

SNIPER WEAPON SYSTEM PARTS LIST (Cont.)

CLEANING ROD KIT

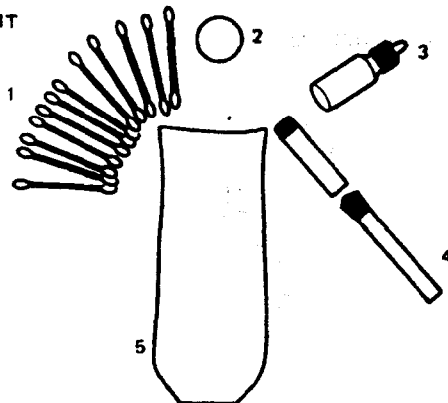


NO.	FSCM/CAGE	PART NO.	NOMENCLATURE	NSN
1	3A703	96092	T-handle Section	1005-01-271-3856
2	3A703	96093	Cleaning Rod Section	1005-01-271-3861
3	19204	11686237	Swab Holder	1005-00-937-2250
4	3A703	96095	Adapter	1005-01-271-3857

SNIPER WEAPON SYSTEM PARTS LIST (Cont.)

LENS CLEANING KIT

TM 9-1005-306-10
87



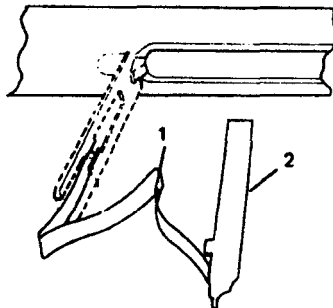
NO.	FSCM/CAGE	PART NO.	NOMENCLATURE	NSN
1	81348	GG-A-616	Applicator (Q-Tips)	6515-00-303-8250
2	81348	NNN-P-40	Paper, Lens (Cleaning Tissue)	6840-00-663-0832
3	81348	L-B-56A	Bottle (For Containing Isopropyl Alcohol)	8125-00-824-9058
4	81348	H-B-118	Brush, Artists (Cleaning Brush)	8020-00-224-8010
5	3A703	96041	Case, Lens Cleaning	1005-01-260-2661

TM 9-1005-306-10

88

SNIPER WEAPON SYSTEM PARTS LIST (Cont.)

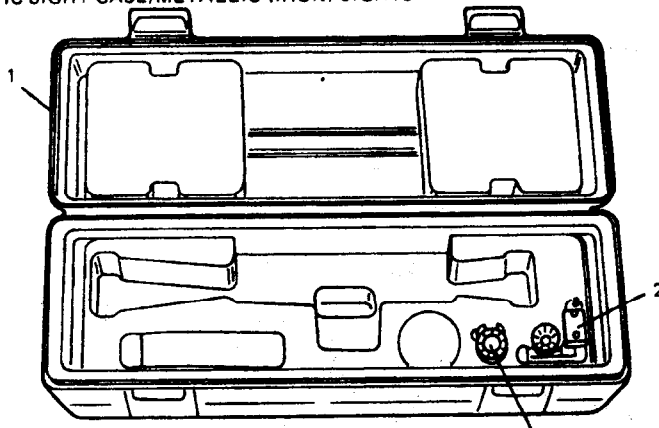
MAGAZINE SPRING AND FOLLOWER ASSEMBLY



NO.	FSCM/CAGE	PART NO.	NOMENCLATURE	NSN
1	3A703	15677	Magazine Spring	1005-01-260-2639
2	3A703	98014	Magazine Follower	1005-01-260-2638

SNIPER WEAPON SYSTEM PARTS LIST (Cont.)
DAY OPTIC SIGHT CASE/METALLIC (IRON) SIGHTS

TM 9-1005-306-10
89

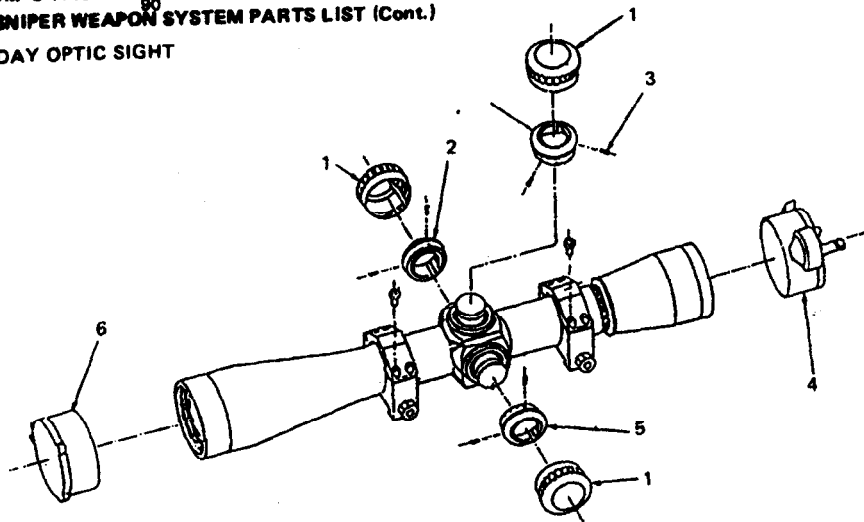


NO.	FSCM/CAGE	PART NO.	NOMENCLATURE	3	NSN
1	3A703	96081	Day Optic Sight Case		1005-01-260-2666
2	94055	712600PALMA	Sight, Target Receiver (Palma)		1005-01-074-9595
3	3A703	96118	Sight, Front Redfield International		1005-01-262-2819

TM 9-1005-308-10

SNIPER WEAPON SYSTEM PARTS LIST (Cont.)

DAY OPTIC SIGHT



SNIPER WEAPON SYSTEM PARTS LIST (Cont.)

DAY OPTIC SIGHT (Cont.)

NO.	FSCM/CAGE	PART NO.	NOMENCLATURE	NSN
1	3A703	96042	Day Optic Sight Adjustment Dial Dust Cover - Windage, Elevation, Focus	1005-01-260-2642
2	3A703	96046	Day Optic Sight, Windage Dial W/Screws	1005-01-260-2648
3	3A703	96045	Day Optic Sight, Elevation Dial W/Screws	1005-01-260-2649
4	3A703	96044	Day Optic Sight Dust Cover, Rear	1005-01-260-2644
5	3A703	96047	Day Optic Sight Focus Dial W/ Screws	1005-01-262-2817
6	3A703	96043	Day Optic Sight Dust Cover, Front	1005-01-260-2643

APPENDIX D

EXPENDABLE/DURABLE SUPPLIES AND MATERIALS LIST

D-1 SCOPE

This appendix lists expendable/durable supplies and materials that the operator will need to operate and maintain the M24 SWS. This listing is for informational purposes only, and is not authority to requisition the listed items. These items are authorized to you by CTA 50-970, Expendable/Durable Items (except Medical, Class V, Repair Parts, and Heraldic Items), or CTA 8-100, Army Medical Department Expendable/Durable Items.

D-2 EXPLANATION

a. **LEVEL.** This column identifies the lowest level of maintenance that requires the listed items.

C - Operator/Crew

F - Intermediate Direct Support Maintenance

b. **Unit of Measure (U/M).** Indicates the measure used in performing the actual maintenance function. This measure is expressed by a two-character alphabetical abbreviation (e.g., ea., in., pr.). If the unit of measure differs from the unit of issue, requisition the lowest unit of issue that satisfies your requirements.

EXPENDABLE/DURABLE SUPPLIES AND MATERIALS LIST

ITEM NO.	LEVEL	NSN	DESCRIPTION	U/M
1	C	6810-00-983-8551	ALCOHOL, ISOPROPYL (Cleaning Fluid) (81348) TT1735 1 qt can	QT
2	C	6515-00-303-8250	APPLICATOR (Q-TIPS) (81348) GG-A-616 100 per pk	EA
3	C	8125-00-824-9058	BOTTLE (for containing isopropyl alcohol) (81348) L-B-56A 1 oz. bottle	EA
4	F	8115-01-015-2710	BOX, SHIPPING (81348) PPP-B-636 12 in x 12 in x 48 in, 10 each	BL
5	C	8020-00-224-8010	BRUSH, ARTIST (Cleaning) (81348) H-B-118	EA

EXPENDABLE/DURABLE SUPPLIES AND MATERIALS LIST

ITEM NO.	LEVEL	NSN	DESCRIPTION	U/M
6	C	1005-00-556-4174	BRUSH, BORE (19204) 5564174	EA
7	C	1005-00-690-8441	BRUSH, CHAMBER (19205) 7790463	EA
8	C	1005-00-484-6602	BRUSH, CLEANING SMALL ARMS (19204) 8448462	EA
9	C		CLEANING COMPOUND (RBC) SOLVENT (81349) MIL-C-372	
		6850-00-224-6656	2 oz. can	OZ
		6850-00-224-6657	6 oz. can	OZ
10	C	9150-01-102-1473	CLEANER, LUBRICANT PRESERVATIVE (CLP) (81349) MIL-L-63460	OZ
			1/2 oz. bottle	D-3

EXPENDABLE/DURABLE SUPPLIES AND MATERIALS LIST

ITEM NO.	LEVEL	NSN	DESCRIPTION	U/M
11	F	8135-01-087-3606	CUSHIONING, MATERIAL (81348) PPP-C-1842 325 in x 12 in x 1/4 in	BO
12	F	8135-00-913-3514	CUSHIONING, MATERIAL (81348) PPP-C-843 100 ft x 6 in x 3/4 in	BO
13	C	9150-00-292-9689	LUBRICATING OIL, WEAPONS (LAW) (81349) MILL 14107 1 qt can	QT
14	C		LUBRICATING OIL, WEAPONS (LSA) SEMI-FLUID (81349) MILL 46000	
		9150-00-935-6597	2 oz. plastic bottle	OZ
		9150-00-889-3522	4 oz. plastic bottle	OZ

EXPENDABLE/DURABLE SUPPLIES AND MATERIALS LIST

ITEM NO.	LEVEL	NSN	DESCRIPTION	U/M
15	C	6040-00-663-0832	PAPER, LENS (Cleaning Tissues) (81348) HHH-P-40 50 sheet pk	EA
16	C	7920-00-205-1711	RAG, WIPING (58536) A-A-531 50 lb. bl.	LB
17	C	1005-00-288-3565	SWAB, SMALL ARMS CLEANING (19204) 5019316 200 per bl.	EA
18	F	7510-00-297-6655	TAPE, PRESSURE SENSITIVE, PAPERBACK, WATER-RESISTANT (58536) A-A-1683 2 in. wide, 120 yd. roll	YD
19	F	7510-00-074-4952	TAPE, PRESSURE SENSITIVE, CLOTHBACK, WATER-RESISTANT (81348) PPP-T-60 2 in. wide, 60 yd. roll	YD

D-5/(D-6 Blank)

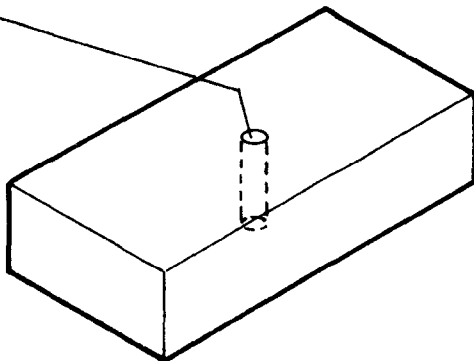
APPENDIX E

FABRICATED ITEM

E-1. GENERAL

Used in firing pin assembly removal and replacement procedures.

Drill a 3/16" hole through a block of two by four.



E-1/(E-2 Blank)