



MSG 91 - Magento Extension

User Guide

Version 1.0

eGrove Systems Corporation

Website: www.modulebazaar.com | Email: support@modulebazaar.com

Contents

User Guide Version Log.....	3
Description.....	4
Features	4
Compatibility & Requirements	4
Installation and Configuration	4
Admin End.....	4
Support:	7

User Guide Version Log

Version No	Reason For Change	Date
1.0	Initial Version	Dec, 2015

Description

MSG91 – Magento Extension helps user to integrate the extension in their magento website and engage customer by sending SMS via MSG91 API.

Features

Admin can send SMS to Customers on the following actions:

- Registration
- Forgot Password
- Change Password
- Account Edit
- Order Placement
- Order Invoice
- Order Cancellation
- Order Shipment
- Out of Stock
- Product New Review
- Product New Tags
- Newsletter subscription / unsubscribe and
- Coupon generation

Compatibility & Requirements

This module has been tested and works perfectly on Magento V 1.9

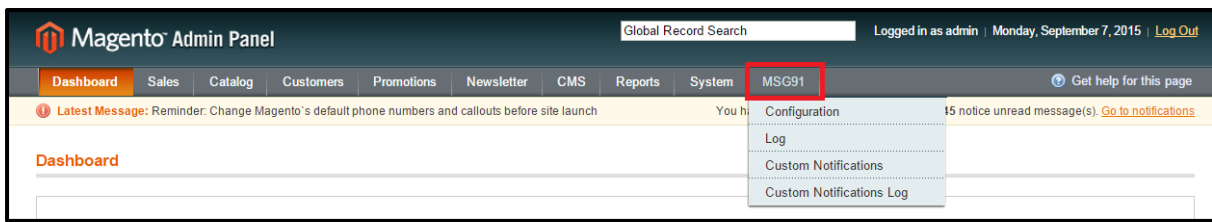
Installation and Configuration

- ✓ Download the package .
- ✓ After login to the website, go to System >>Magento Connect >>Magento Connect Manager.
- ✓ Click the “Choose File” option and select the package from your computer (xyz.tgz) then click on the “Upload” option.
- ✓ After successful upload, click Refresh or Check for Upgrades.
- ✓ Then logout from the admin panel and login again into the admin panel.

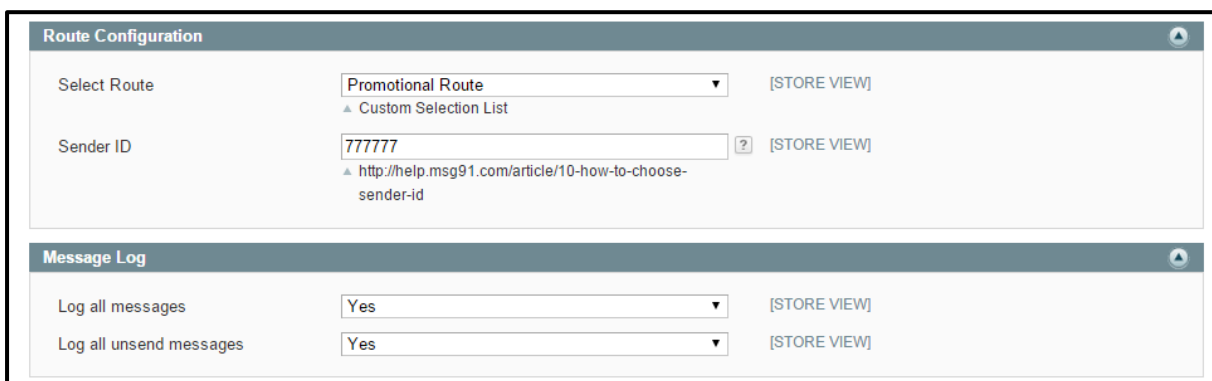
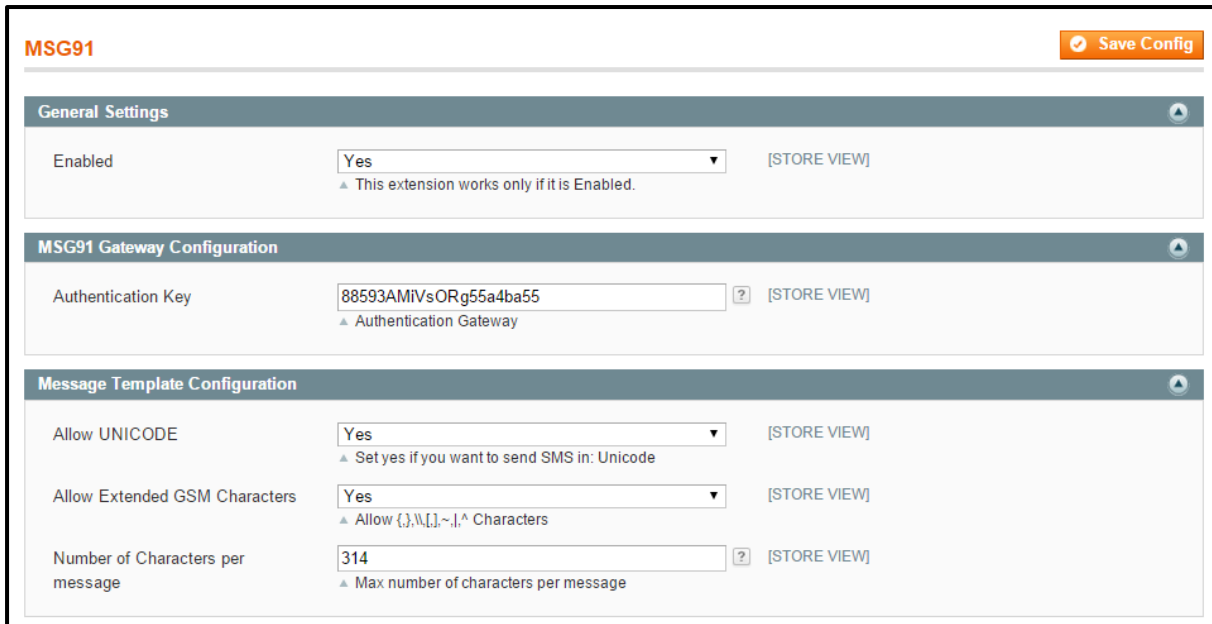
Admin End

Below listed are the Admin related configurations.

MSG91



MSG91 >> CONFIGURAITON



Log on to the admin panel, and navigate to Module bazaar→ 'MSG91' tab

- Enable the module(Yes/No)
- MSG91 Gateway Configuration:

-Authentication Key -User Account Authentication Key

- Message Template Configuration
 - Allow Unicode Characters (Yes/No)
 - Allow Extended GSM Characters (Yes/No) -(Allow {,},\[,],~,|,^ Characters)
 - Number of Characters per message
- Route Configuration
 - Select Route – You can select after save the authentication key
 - Sender ID
- Message Log
 - Enable(Yes/No) –Log all messages & Log all unsend messages

Sample Configuration Settings

Configure Messages

When registration is done	<input type="text" value="Yes"/>	[STORE VIEW]
Place registration message	<div style="border: 1px solid #ccc; padding: 5px; min-height: 100px;"> Dear {{firstname}} {{lastname}}, Your Registration is done successfully from msg91 </div>	[STORE VIEW]

▲ Available variable: {{firstname}}, {{lastname}}

MSG91 >> LOG

Log all messages which send for events.

Logs

Page 1 of 7 pages | View 20 per page | Total 129 records found Reset

Select All | Unselect All | Select Visible | Unselect Visible | 0 items selected Actions

ID	Send Date	Title	From	To	Recipient	Chars	Length
Any	From: <input type="text"/>						
	To: <input type="text"/>						
<input type="checkbox"/>	129 03/09/15 12:40:04	Product Review Approve SMS	777777			54	1
<input type="checkbox"/>	128 03/09/15 12:29:13	Product Review SMS	777777			70	1
<input type="checkbox"/>	127 26/08/15 16:54:15	Canceled SMS	777777			34	1
<input type="checkbox"/>	126 26/08/15 16:51:09	Invoice SMS	777777			42	1
<input type="checkbox"/>	125 26/08/15 16:41:02	Order SMS	777777			49	1

MSG91 >> CUSTOM NOTIFICATION

Custom Notification is custom message send to a group of customer on a scheduled date and time.

Custom Notification Management [Add New](#)

Page 1 of 1 pages | View 20 per page | Total 13 records found [Reset Filter](#) [Search](#)

Select All | Unselect All | Select Visible | Unselect Visible | 0 items selected Actions [Submit](#)

	ID	Rule Name	Message	Status	Action
Any					
<input type="checkbox"/>	14	new custom rule notification	new custom rule notification	Enabled	Edit
<input type="checkbox"/>	12	Men shirt New	Dear {{firstname}}, MSG91 Checking .	Enabled	Edit

New Rule [Back](#) [Reset](#) [Save](#) [Save And Continue Edit](#)

Rule Information

Rule Name:

Data and Time:

Message:

Available Vars: {{firstname}}, {{email}}

Status:

Route:

Sender Id:

Customer Groups:

MSG91 >> CUSTOM NOTIFICATION LOG

Similarly log for custom notification appears with scheduled date & time.

Notification Logs

Page 1 of 4 pages | View 20 per page | Total 76 records found [Reset Filter](#) [Search](#)

Select All | Unselect All | Select Visible | Unselect Visible | 0 items selected Actions [Submit](#)

	ID	Sent Date	From	To	Recipient	Chars	Length	Status	Scheduled Date
Any									
<input type="checkbox"/>	76	26/08/15 16:46:32	777777	9842334235	Aravind	28	1	Sent For MSG91	26/08/15 16:52:00
<input type="checkbox"/>	75	26/08/15 16:46:31	777777	09994039772	shamili	28	1	Sent For MSG91	26/08/15 16:52:00

Support:

If you have any queries on module functionality or any other issues, please drop in an email to support@modulebazaar.com.