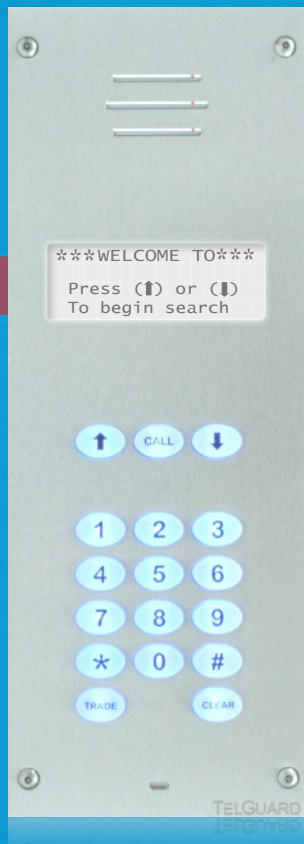


telguard[®]

Telephone based entry systems using your existing phone..



MILLENNIUM

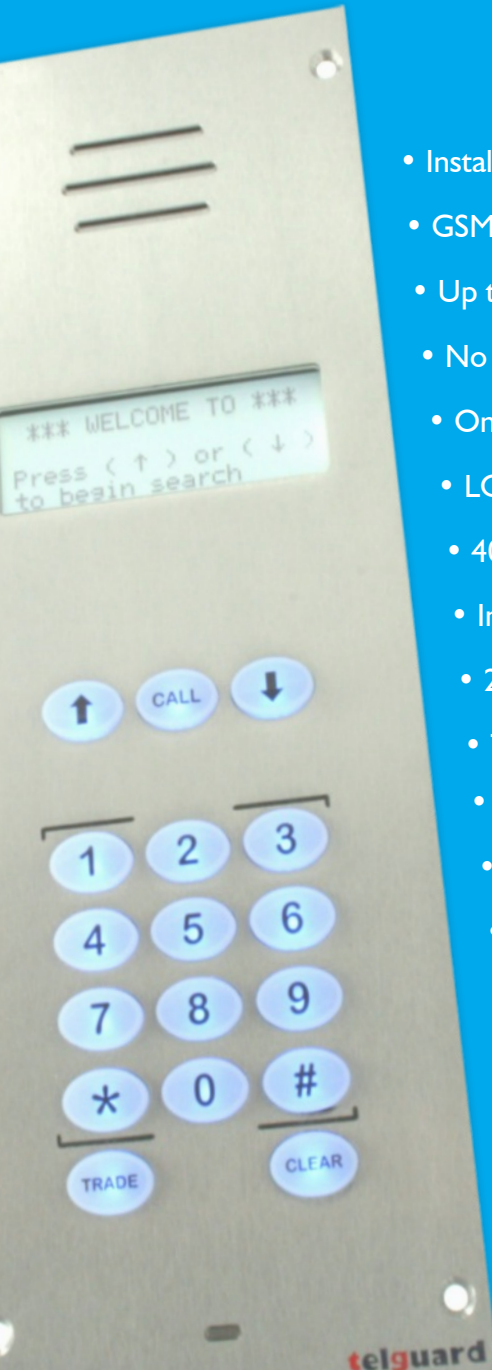
TELGUARD-Suite 2, Stanley House, Kelvin Way, Crawley, W.Sussex, RH10 9SE
Email: sales@telguard.co.uk Tel:+44 (0)1306 710120 Fax:+44 (0)1306 713769

www.dooretry.co.uk

Overview:

GSM

Landline



- Installer programmed
- GSM programmed by SMS
- Up to 1000 call point destinations
- No dedicated handsets required
- Only 3 connections
- LCD display
- 400 access codes with
- Internal time clock
- 2 relays – additional relays optional
- Thermostatically controlled heaters
- Exit release input
- Forward call up to 8 additional numbers
- Activity log downloaded locally or remotely
- Day/Night feature
- Prox cut out option
- Camera option
- Available as GSM or Land Line
- 2 Year Warranty

“costs are minimal compared with a hard wired system”





The Millennium is a telephone or GSM based intercom system to call from 1 to 1000 separate numbers via a backlit LCD display. The system is installer programmed remotely via SMS, from a standard telephone or mobile, locally via the keypad (where fitted), modem link, or USB connection.

The LCD display is programmed to call a different telephone number relating to the destination (flat, office, house etc).

When a visitor presses the required button the Electronic Voice Assist™ will confirm that the call is being made and a telephone call is made from the entrance panel to the destination telephone number.





The telephone rings in the premises (if a mobile phone is called the recipient could be anywhere in the world!) and if the recipient is in they can answer the call as normal and speak to the visitor. If the line is engaged or the recipient is out, the Telguard is able to search for up to 8 other phone numbers i.e. office, mobile, relation etc. The system is compatible with an answer machine. If the recipient is out and has not set up any other facility then the Electronic Voice Assist™ will say that it has not been possible to connect the call.



If the recipient chooses to allow their visitor access they simply press a digit on their telephone handset and the tone from the button will operate a relay linked to the entrance (door, gate or barrier) and the visitor has access. The keypad is used for coded entry for local access via a 4 – 8 digit code. The user presses the code into the panel and the entrance can be opened.



*Safety.
Security.*

There are three connections to the basic system, a 230 Volt supply to feed the 12 Volt 3.5 Amp PSU (the PSU we supply with the system must be used and should not power any other equipment), then there is a choice of Land Line or GSM bridge board which is connected via an external aerial or telephone lead.



The land line bridge board requires an analogue telephone connection – either PSTN (Public Switched Telephone Network) or an analogue extension from a PABX (Private Automated Branch eXchange) and a link to the equipment to be operated i.e. a gate, door lock, barrier etc.


The GSM bridge board comes integrated with a network scanning feature which enables you to scan for best network coverage within your installation area (ie: O2, Vodafone etc). The GSM requires a Pay-As-You-Go or Contract SIM plus an aerial which is supplied with the system.

Other facilities available are a trade button linked to an internal time clock with 9 available time periods & automatic BST/GMT update.



GSM®

GLOBAL SYSTEM FOR
MOBILE COMMUNICATIONS




An activity log can also be downloaded either by USB connection or modem. The internal memory will hold 1000 entries and once the maximum is reached the earliest logs are overwritten. The log will show information such as what code has been entered and at what time, invalid code attempts and which destinations have been called along with the time and date.

A camera may be fitted as part of the fascia and operates independently to the Telguard. The picture from the camera may be viewed on a television inside the premises. This is achieved by connecting the camera into the communal TV aerial amplifier with a modulator. Alternatively the camera can be connected to a monitor or multiplexed as part of a system of cameras.

We supply the camera in mono, colour or day/night, care must be taken to ensure that when using colour there is enough light for night time viewing. Proximity may also be fitted as part of the fascia and operates independently to the Telguard. We have standard cut outs for the most popular makes of proximity reader.



Stainless steel keypad option!



Warranty: 2 year gold warranty including return to manufacturer (full parts & Labour) and unlimited programming requests in writing.

Power: 12 Volt 3.5 Amp DC PSU (as supplied and must be dedicated to the Telguard).

Call Buttons: Up to 1000 call point destinations via backlit LCD display.

Coded Entry: Silicon or stainless steel keypad 4 – 8 digits, input for a further keypad and could be used as an exit keypad. 400 codes maximum.

Trade: Optional trade button linked to internal time clock with 9 available time periods & automatic BST/GMT update.

Phone Line (for land line option): Analogue BT type line or PABX analogue extension.

GSM SIM: Supplied with O2 or Vodafone via Telguard Telecom.

Network Providers: Some networks do not allow data transfer via modem, the Electronic Voice Assist™ can be used in this instance. SIM cards from the network '3' are not compatible with the Telguard system.

Telephone Type: Standard tone generating telephone, cordless or mobile phone.

Tone Type: DTMF (Dual Tone Multi Frequency).

Programming: Installer programmed via SMS (GSM), dial in using a telephone or mobile via the Electronic Voice Assist™, via keypad (where fitted), remotely via modem or USB connection.

Face Plate Sizes: 300 mm x 110 mm, *(for Prox or Video please refer to website)*

Relays: Dual Opto Relay providing 2 x outputs supplied as standard, lock relay also available (please see website).

Cable Distance: Up to 300 metres from Hub (where applicable)

Relay Activation Time: 1 – 60 seconds, adjustable locally and remotely.

Volume: 1-9 adjustable locally and remotely.

Operating Commands: Default #, 2#, 3#, 4#, 5#, 6#, 7#, 8#, 9#. All relay commands are configurable.

Exit Release Input: Via auxiliary input. Unable to be used with Day/Night feature.

Day/Night Feature: Able to call a different number at night to the number called during the day. Switched locally or remotely. Unable to be used with Exit Release Input facility.

Multi Number Calling: Up to 8 different follow on numbers are assignable to each call point.

Call Point Profile: This utilizes the on board time clock enabling custom profile functions to be activated.

Concierge: All call destinations are routed to one main number.

Authorised Call Access: Numbers stored in this part of the memory can activate a pre-determined relay simply by calling the number of the system and hanging up the call once ring tone is heard. If the number calling is on the authorised list the relay will activate. (Please note that the Land Line system requires CLI from the line provider for this function to operate).

SMS via Input: An SMS message may be sent (GSM only) on receipt of an output from equipment associated with the TelGuard. This could be to indicate low parking ticket paper on a parking system, or a passive detector to report movement, loop detector or an alarm.