



**NORTHSTAR**  
A P P L I A N C E S



**Elmira**  
**Stove** For true originals  
**Works**



# Retro Charm.

The Northstar collection from Elmira Stove Works. Retro-inspired styling that brings a fresh look to any kitchen – from retro to modern to contemporary.

Northstar appliances offer the ideal blend of form plus function: soft lines, rounded corners and refreshing colors; along with the premium performance you'd expect from the most modern appliances. Explore the many styles, colors and options available to create the perfect kitchen for your home, cottage or beach house.



Photo: Wesley Ellen Design & Millwork, Abbotsford, British Columbia



# Retro is cool.



Northstar offers a choice of six refrigerator models, from our 3.3 cubic-foot Model 1945 beverage fridge all the way up to the magnificent 24.8 cubic foot French Door Model 1958. All Northstar appliances are available in our full palette of not-so-standard colors, or have them custom-colored to your own color choice.

Whether you'll be featuring your "Northstar" as a spectacular stand-alone bar or beverage fridge, or incorporating it into a full suite of appliances; we'll build you a Northstar fridge to suit your needs, style and decor.





### Model 1958/1959

24.8 Cubic Foot Full Depth / 19.8 Cubic Foot Cabinet Depth

Model 1958 is our largest fridge – a full-depth 36" French Door configuration. The cabinet-depth Model 1959 is ideal for shallower spaces.

- 17.5 / 14.4 cu. ft. fresh food space
- 7.3 / 5.4 cu. ft. freezer
- Internal filtered water dispenser
- Factory-installed ice maker
- Visi-shelving for quick, easy access
- Adjustable door bins
- Full-width pantry drawer
- Glide-out freezer baskets
- Quiet sound & premium lighting



### Model 1950

Model 1950 offers the convenience of bottom-mount design in a 30" wide full-size refrigerator.

- 18.5 cu. ft. total capacity
- 12.9 cu. ft. fresh food space
- 5.6 cu. ft. freezer
- Visi-shelving for quick, easy access
- Adjustable door bins
- Glide-out freezer baskets
- SoftSound, EasyView lighting
- Optional left hand hinge
- Optional ice maker





### Model 1952

Model 1952 provides the option of top-mount design in a 30" wide full-size refrigerator.

- 18.2 cu. ft. total capacity
- 13.2 cu. ft. fresh food space
- 5.0 cu. ft. freezer
- Adjustable SpillGuard shelving
- Optional left hand hinge
- Optional ice maker



### Model 1951

11.0 cubic foot Model 1951 is 24" wide, ideal for apartments, cottages or other small-space settings.

- 8.4 cu. ft. of fresh food space
- 2.6 cu. ft. freezer
- Adjustable SpillGuard shelving
- Optional left hand hinge





## Northstar BrewMaster

Make any Northstar fridge a keg fridge with the factory-installed BrewMaster draft system. The system includes through-the-door tap dispenser, coupler, connections, CO2 cylinder, retro-flame splash plate and drip tray. Keg and fittings can be removed to utilize full fridge functionality.

Contact Elmira Stove Works for details and keg configurations.



## Beverage Refrigerators

The Model 1945 beverage fridge (1945-0 with no inscription, 1945-5 with "it's 5 o'clock... Somewhere..." inscription) brings nostalgic vintage-inspired styling to any recreation space or hospitality room. The port hole window lets you keep track of when it's time to refill.

- 3.3 Cubic foot capacity
- 120-can capacity
- Adjustable wire shelving
- Interior lighting
- "Port hole" viewing window
- Available with or without "it's 5 o'clock... Somewhere..."



# Retro is hot.



**A**lthough they are truly beautiful, don't let their looks fool you. With high-output "Super-Burners", self-cleaning ovens, programmable bake / clean, and available true convection ovens and 2.0 cubic foot warmer drawers, Northstar ranges are the ultimate in performance and design.

Choose from all-electric smoothtop, all-gas, or dual fuel (gas cooktop, electric oven).





### Model 1954

Northstar all-electric Model 1954 ranges feature high-speed radiant elements under an easy-clean ceramic cooktop (two 1,500 watt, one 2,000 watt, and one 2,500 watt element for flexible heating choices). A 4.3 cubic foot self-cleaning oven is standard. The speed and consistency of a 4.0 cubic foot self-cleaning true convection oven is an available option. Our low-chrome 1954P\* model (inset) offers a more subdued appearance.



### Model 1955/1956


Our gas cooktop is available with either a 4.0 cubic foot gas oven as Model 1956, or your choice of self-cleaning electric oven or self-cleaning true convection oven as Model 1955. The gas top features two 8,000 BTU, one 12,000 BTU, and one 15,000 BTU "Superburner" sealed gas burners. Models 1955 and 1956 are also available with our "low chrome" option (inset) as Models 1955P\* and 1956P\*.



\* "P" models feature color-matched enameled backsplash trim, cooktop trim rail and base skirt. Do not put hot objects on enameled surfaces as permanent damage may result. (Not available on Textured Black, Quicksilver or custom-colored ranges.)







### High-Speed Radiant Electric Cooktops

High-speed infinite-control elements under a ceramic top provide quick, uniform heat, precise cooking and easy clean-up. Heat to the elements is automatically reduced in the event of a pot boiling dry.



### Sealed Gas Burners

Pilotless sealed burners are rated at 8,000, 12,000 and 15,000 BTU's (based on natural gas). Adjust simmer settings as low as 450 BTU's. Safety auto-spark ensures constant heat and re-ignition, even at the lowest setting.



### Warmer Drawer

Located under the oven, Northstar's big 2.0 cu. ft. warmer is ideal for warming plates and desserts, or keeping food hot while the last few items are cooking. The warmer drawer becomes pot storage drawer when warmer not in use. (available option on electric and dual fuel ranges)



### Electronic Clock / Controls

Touch the controls and a digital LED clock appears behind the analog clock, allowing you to set the dial clock and program the timer, delayed bake and delayed self-clean functions. Five seconds after programming / function completion, the LED display vanishes.



### Self-Cleaning Oven

A 4.3 cu. ft. oven (4.0 cu. ft. on gas and convection models) offers the space and capacity you need. Convenient self-cleaning feature (with delayed start) is standard. Dual halogen lights (incandescent on gas ranges) with over-ride let you see what's cooking with the door open or closed.

### Convection Option

Northstar's True Convection ovens have a third heating element surrounding the convection fan. Hot air circulates evenly providing speed and consistent professional results.



### Microwave

Featuring 1200 watts of power and capacity of 1.6 cubic feet, the Model 1953 microwave oven is the perfect complement to your Northstar kitchen. Features include sensor reheat, "Genius" sensor cook, inverter turbo defrost, popcorn key, "Keep warm", "Quick minute" and child safety lock.



Model 1961 recirculating hood

Complete Your Northstar style statement with our selection of range hoods, splashbacks, microwave ovens and dishwasher panels; all with Northstar styling and state-of-the-art performance.

### Range Hoods and Splashbacks


Professional-quality Northstar range hoods feature high-powered, ultra-quiet four-speed fans and removable grease cups for easy clean-up. Dual 20-Watt halogen lights provide excellent task lighting for your range top. Choose between recirculating and outside-vent models.

The easy-clean Model 1944 Splashback mounts easily on the back wall between the range and hood. It completes your color statement and protects against splashes and stains.

Splashback dimensions: 29 3/4" wide x 32" high. Can be installed with or without chrome strips (included).



Model 1962 outside-vent hood with Model 1944 splashback



### Wine Cellar Panel

The Model 1946 panel is designed to fit the Jenn-Air™\* Model JUW24FRACX under-counter wine cellar. The panel is available in all of the Northstar colors, and features a large "porthole" viewing window. Installs in minutes.

\*Registered trademark of Jenn-Air, USA., used under license in Canada.



### Dishwasher Panels

Northstar dishwasher panels are available to fit a variety of fully integrated full-size (panel ready model) dishwashers. Call Elmira or visit [ElmiraStoveWorks.com](http://ElmiraStoveWorks.com) for a list of compatible models.



**NORTHSTAR™ REFRIGERATOR FEATURES & SPECIFICATIONS**

MODEL:	1945	1950	1951	1952	1958	1959
<b>CAPACITY:</b>						
Total (cu. ft.)	3.3	18.5	11.0	18.2	24.8	19.8
Freezer (cu. ft.)	-	5.6	2.6	5.0	7.3	5.4
Fresh Food (cu. ft.)	3.3	12.9	8.4	13.2	17.5	14.4
<b>DIMENSIONS:</b>						
Height to top of door	34 1/4"	69 1/4"	62 1/8"	69 1/4"	72 3/16"	72 3/16"
Height to top of case*	34 1/4"	69 1/8"	62"	69 1/8"	71 15/16"	71 15/16"
Width	17 3/4"	29 1/2"	23 15/16"	29 5/8"	35 5/8"	35 5/8"
Side Clearance, Door Open 90°	3/4"	5"	4"	5"	6"	6"
Depth Without Doors	N/A	28 1/2"	28 1/2"	29 1/2"	29 1/4"	24 1/4"
Depth Including Handles	20 1/2"	34 1/2"	32 1/2"	33 1/2"	38"	33"
Depth, Door Open 90°	36"	58"	51 3/4"	57 1/2"	48 1/4"	43 1/4"
<b>FRESH FOOD FEATURES:</b>						
Adjustable Shelves	4	4 Split	3 Full Width	2 Full Width	4 Half, 1 Full	4 Half, 1 Full
Crispers		2 Half	1 Full	1 Full	2	2
Clear Deli Drawer		•		•	•	•
Gallon Door Storage		•	•	•	•	•
Dairy Center		•	•	•	•	•
Adjustable Door Bins		4			5	5
Fixed Door Racks		1	3	4		
<b>FREEZER FEATURES:</b>						
	N/A	Glide-Out Baskets	1 Wire Shelf	1 Wire Shelf	Glide-Out Baskets	Glide-Out Baskets
	N/A		2 Door Racks	2 Door Racks		
Freezer Access (front / fridge door to inside / freezer drawer)		8 1/4"			8 3/4"	5 1/4"
<b>OTHER FEATURES:</b>						
Factory-Installed Ice Maker	N/A	Optional	N/A	Optional	Standard	Standard
Internal Water Dispenser	N/A	N/A	N/A	N/A	Standard	Standard
Left Hand Hinge	Optional	Optional	Optional	Optional	N/A	N/A
Chrome Trim Accents	•	•	•	•	•	•
Color-Matched Enamel Sides	•	•	•	•		
Color-Matched Textured Sides					•	•
Hand-Buffed Gloss Enamel Doors	•	•	•	•	•	•
Dual Temperature Controls		•	•	•	•	•
Quiet Sound Package		•		•		•
Rollers & Levelers	Leveler	•	•	•	•	•
Energy Guide Rating (Kwh/yr.)	368	448	398	388	505	451
Energy Star Compliant**		•		•		•
Electrical Requirement	120V, 15A, 60Hz	120V, 15A, 60Hz	120V, 15A, 60Hz	120V, 15A, 60Hz	120V, 15A, 60Hz	120V, 15A, 60Hz
<b>SHIPPING WEIGHT:</b>	90 lbs.	360 lbs.	205 lbs.	350 lbs.	450 lbs.	410 lbs.

\*Case cap can be removed on Models 1958 / 1959 – reduces case height by 3 3/16", to 68 3/8". Height to top of hinge with cap removed is 69 3/8". (If necessary, allow clearance over fridge doors for overhead cabinet door swings.)

\*\*Certified by an Energy Star partner manufacturer. For details about the manufacturer's certified model number, contact Elmira Stove Works.



**COLORS:**

Northstar™ appliances feature tough powder-coated and Dupont™ automotive finishes. These paints are durable, fade-resistant and long-lasting, but care should be taken to avoid scratches. Polish with a soft cloth and window cleaner as required. Do not use abrasive cleansers on painted surfaces. Colors may not be exactly as shown.

**WARRANTY:**

One year, for parts and labor. An additional four year warranty (five years total), parts only, applies to range / oven burners and elements, sealed refrigeration unit and microwave inverter.

**NORTHSTAR™ RANGE FEATURES AND SPECIFICATIONS**

	Electric Range 1954	Dual-Fuel Range 1955	All Gas Range 1956
Specifications subject to change without notice.			
<b>RANGE OVERALL DIMENSIONS:</b>			
30"W x 49"H x 28 1/2"D (Plus 2" Handle) – Height to cooking surface is 36".			
Self-Cleaning Electric Oven (4.3 cu. ft.) Oven Size: 25"W x 16"H x 17 1/2"D	•	•	
Self-Cleaning Electric Convection Oven (4.0 cu. ft.) Oven Size: 25"W x 16"H x 16 1/2"D	optional	optional	
Gas Self-Cleaning Oven with Top Broiler (4.0 cu. ft.) Oven Size: 25"W x 15 1/2"H x 17 1/2"D			•
Delayed Start Baking/Cleaning	•	•	•
Variable Temperature Broil	•	•	•
Door-Activated Oven Lights with manual over-ride	Halogen	Halogen	Incandescent
Heavy Duty, Plated Oven Racks	•	•	•
Porcelain Enamel Broiler Pan	•	•	•
<b>RANGE TOP:</b>			
Electric High-Speed Radiant Elements under glass	•		
Gas: Sealed Surface Burners with cast grates		•	•
Converts to L.P. (Propane)		•	•
Electronic Spark with Re-ignition		•	•
Chrome frame around range top	•	•	•
<b>POWER RATINGS:</b>			
Power Source (208 to 250V) appliance rating	220V-40A	220V-25A	110V-10A
Radiant Elements, 1,500 watts (Rear Elements)	2		
Radiant Elements, 2,000 watts (Front Left)	1		
Radiant Elements, 2,500 watts (Front Right)	1		
Gas Top Burners, 8,000*BTU NG (Rear Burners)		2	2
Gas Top Burners, 12,000*BTU NG (Front Right)		1	1
Superburner, 15,000*BTU NG (Front Left)		1	1
*Ratings for Liquid Propane approx. 10% lower			
Power Ratings NG (BTUs)		43,000	58,000
Power Ratings LP (BTUs)		38,700	52,200
Power Ratings – Oven burner NG (BTUs)			16,000
All 220V ranges come with standard four wire range cords attached. NOTE: The new electrical standard (Jan. 98) requires that a four wire range cord be used in all new construction. Please advise if a three wire range cord is required (used only in existing construction). Electrical receptacle and gas piping should be installed in approximately the center of opening, 6 inches off the floor.			
<b>STAINLESS STEEL WARMER (BECOMES LOWER STORAGE DRAWER WHEN WARMER NOT IN USE.)</b>			
Located behind the drawer face. Heat settings from proofing (80°) to 225 degrees (F).	optional	optional	not available
Dimensions: 26 3/4" W x 22 1/2" D x 5 3/8" H			
<b>SHIPPING WEIGHT:</b>	305 lbs.	315 lbs.	325 lbs.

**MICROWAVE SPECIFICATIONS**

MODEL:	1953
Capacity	1.6 Cubic Feet
Power Output	1200 Watts
Overall Dimensions	22" W x 12" H x 20" D
Cabinet Opening (minimum)	24 7/8" W x 15 5/16" H x 21" D
Weight (shipping / net)	49 lb. / 31 lb.
Power Source	120v, 60 Hz.
Power Consumption	1460 W


**RANGE HOOD SPECIFICATIONS**

MODEL:	1962	1961
Type	Outside Vent	Recirculating
Width	29 3/4"	29 3/4"
Depth	22"	20 1/2"
Height	5 7/8"	5 1/8"
Fan	380, 560, 640, 720, & 800 cfm.	150, 200, 330, & 400 cfm.
Lights	2 Halogen	2 Halogen



## "Let's Create Your Dream Kitchen"

Visit [www.ElmiraStoveWorks.com](http://www.ElmiraStoveWorks.com) to build your own dream kitchen. Select your cabinet color, and then choose your appliances (models, colors, trims and options). The "visualizer" displays your appliances in the kitchen and prices them for you!



**Elmira**  
**Stove** For true originals  
**Works**

285 Union Street  
Elmira, Ontario  
N3B 3P1

Phone: (519) 669-1281  
Toll Free: 800-295-8498  
Fax: (519) 669-1774

[ElmiraStoveWorks.com](http://ElmiraStoveWorks.com)