

The Pennsylvania Dutch Council is pleased to announce that On-Line Registration is here! This is a great way for prospective Scouting families to sign up to be in your unit!

### **How is the online application accessed?**

Families looking for a Scouting home can find your unit on the BeAScout website, send your unit an inquiry for more information or apply directly if your unit enables this feature. Your unit can also pass out a direct link to the unit's online application by using a URL or QR code provided in the Online Registration Invitation Manager tool in My.Scouting.

### **How does the unit accept new applicant in this system?**

The PA Dutch Council is only accepting youth applications paid by credit card on line. All other applications (Adult, Venturing/Sea Scouts 18 and older, Lions, and youth who pay with check or cash) must do a paper application, and pay at the Council store.

When a family fills out an online application, it is routed to the unit's Application Manager dashboard. From there, any member of the unit Key 3 – the top unit leader, the committee chair, or the chartered organization representative – can approve a youth application. All fields on the paper application are in the digital application. Approval is just a press of the button by one of the Key 3, and the new member paid by credit card, their information goes directly to your unit roster. If a youth registration must be paid by check or cash, then you must come to the Council store and fill out a paper application, and pay the appropriate amount.

### **When is this available?**

Our council is live as of July, 30 2017.

### **How do I learn more?**

For training, guidebooks, and checklists go to [www.Scouting.org/onlineregistration](http://www.Scouting.org/onlineregistration).

Any questions please contact Richard Garipoli 717-553-4201 or

[Richard.garipoli@scouting.org](mailto:Richard.garipoli@scouting.org)

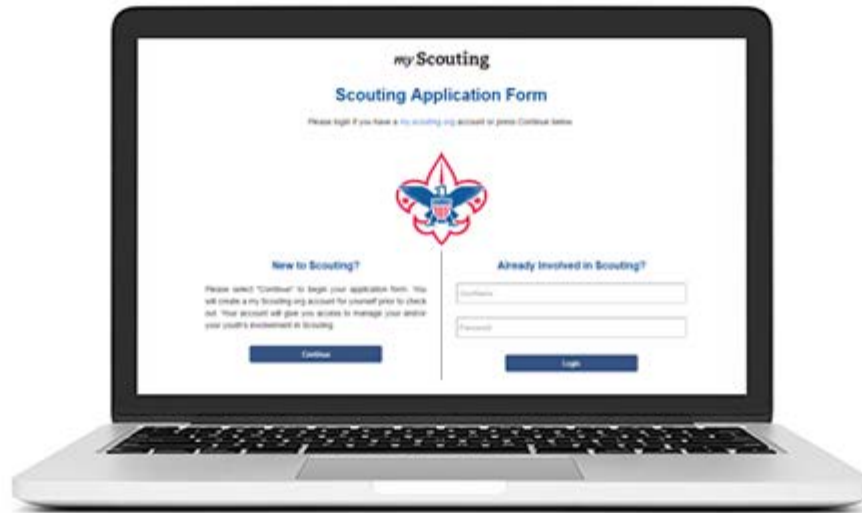
Here are the final actions you should take to make sure your unit is ready for members to register online.

[View  
Online](#)




BOY SCOUTS OF AMERICA®

**ONLINE REGISTRATION IS LIVE!  
COMPLETE THE FINAL STEPS**



Online registration is now live in your council! We are excited to offer prospective members and leaders a more convenient and efficient way to join Scouting. But we can't do it without you...

Here are the final actions you should take to make sure your unit is ready for members to start registering online:



## Configure the Online Registration Tool

Before your unit starts using the online registration system, there are some configuration decisions to make.


[\*\*REVIEW THE GUIDEBOOK \(PG 8\)\*\*](#)



## Update your "Contact Us" pin in BeAScout.org

Verify that your BeAScout pin is turned on and that the contact information is current and displays the information you want shown for your unit.

[\*\*LEARN MORE\*\*](#)



## Complete Your Preparation Checklist

To ensure your unit is prepared for online registration, use the checklist relevant to your Scouting role.

[FIND YOUR CHECKLIST](#)

If you need assistance, please contact the Member Care Contact Center at [myscouting@scouting.org](mailto:myscouting@scouting.org) or call 972-580-2489, Monday through Friday, 7 a.m. to 7 p.m. Central time.

*In case you missed it or need a reminder, here are the steps and resources from the previous emails:*

- ✓ [Create or update your My.Scouting account](#)
- ✓ [Watch the Training Videos](#)
- ✓ [Review and Bookmark the Guidebook](#)



**Prepared. For Life.®**

