

# \$50 Delivery Rebate



Receive up to a \$50 delivery/installation allowance Visa® prepaid card\* via mail-in fulfillment when you purchase select GE®, GE Profile™ or GE Café™ ranges or dishwashers September 28, 2009 through January 3, 2010. See details below.

## How to get your rebate from GE

1. Complete ALL Information – including serial number for each product. Incomplete forms will not be processed.
2. Include the retail invoice or sales slip (photocopy acceptable) which shows the model number and date of purchase. Delivery charge must appear on invoice.

### 3. Mail no later than January 30, 2010 to:

**\$50 Delivery Rebate**  
**Dept # 22193-GE**  
**P.O. Box 540009**  
**El Paso, TX 88554-0009**

**Allow 8-10 weeks to receive your rebate card.**

**22193-GE**

Store Name/Purchase Location \_\_\_\_\_  
 Address \_\_\_\_\_  
 City \_\_\_\_\_  
 State \_\_\_\_\_ Zip \_\_\_\_\_  
 Month \_\_\_\_\_ Day \_\_\_\_\_ Year \_\_\_\_\_

I represent that on \_\_\_\_\_, \_\_\_\_\_ a new GE appliance was sold to the consumer listed below for personal use and not for resale.

Consumer's Name \_\_\_\_\_  
 Address \_\_\_\_\_  
 City \_\_\_\_\_  
 State \_\_\_\_\_ County \_\_\_\_\_ Zip \_\_\_\_\_  
 Phone \_\_\_\_\_  
 E-Mail Address \_\_\_\_\_

By providing your email address we will notify you when your rebate claim has been received via email.

Offer void where prohibited, taxed, or restricted by law. **CERTIFICATE MUST BE POSTMARKED NO LATER THAN JANUARY 30, 2010. LATE SUBMISSIONS WILL NOT BE ACCEPTED!** This certificate must accompany your request. Omission of sales receipt or any other information will delay processing; we will return all materials to be resubmitted with complete documentation. Please DO NOT USE STAPLES, TAPE, PAPER CLIPS, etc. when sending your information. Please allow eight to ten weeks from the time the redemption form is received for delivery of your rebate card.

Keep a record of when you mailed this certificate and the 800# to call. If not received after ten weeks, **check online @ [www.sendmemyrebate.com](http://www.sendmemyrebate.com)** or call **1-800-871-8893** Monday through Friday from 9:00 AM to 5:00 PM Eastern Time.

Invoice # \_\_\_\_\_ Date of Sale \_\_\_\_\_

Installation Charge \$ \_\_\_\_\_

## Please mark appliances purchased

- |                                    |                                   |                                   |                                   |                                    |                                    |
|------------------------------------|-----------------------------------|-----------------------------------|-----------------------------------|------------------------------------|------------------------------------|
| <b>Dishwashers</b>                 | <input type="checkbox"/> PDWT580P | <input type="checkbox"/> PDWT505R | <input type="checkbox"/> JBP81SM  | <input type="checkbox"/> JGB280DEN | <b>Slide-in ranges</b>             |
| <input type="checkbox"/> GLD4460N  | <input type="checkbox"/> PDWT502P | <input type="checkbox"/> PDWT585R | <input type="checkbox"/> JB840DP  | <input type="checkbox"/> JGB280MEN | <input type="checkbox"/> JSS28DN   |
| <input type="checkbox"/> GLD4960P  | <input type="checkbox"/> GSM2200N | <input type="checkbox"/> GSM2260N | <input type="checkbox"/> JB840TP  | <input type="checkbox"/> JGB280SEN | <input type="checkbox"/> JSP39DN   |
| <input type="checkbox"/> GLD5600N  | <input type="checkbox"/> GSM2260N | <input type="checkbox"/> GSM1800N | <input type="checkbox"/> JB840SP  | <input type="checkbox"/> JGBP28DEM | <input type="checkbox"/> JSP39SN   |
| <input type="checkbox"/> GLD5660N  | <input type="checkbox"/> GSM1800N | <input type="checkbox"/> GSM1860N | <input type="checkbox"/> JBP89SM  | <input type="checkbox"/> JGB28MEM  | <input type="checkbox"/> JSP42DN   |
| <input type="checkbox"/> GLD5900N  | <input type="checkbox"/> GSM1860N | <input type="checkbox"/> PDW1800N | <input type="checkbox"/> JB850DP  | <input type="checkbox"/> JGB28SEM  | <input type="checkbox"/> JSP42SN   |
| <input type="checkbox"/> GLD5950N  | <input type="checkbox"/> PDW1800N | <input type="checkbox"/> PDW1860N | <input type="checkbox"/> JB850SP  | <input type="checkbox"/> JGB300DEP | <input type="checkbox"/> JSP46DP   |
| <input type="checkbox"/> GLD5960N  | <input type="checkbox"/> PDW1860N | <input type="checkbox"/> GLD4466R | <input type="checkbox"/> JBP23SP  | <input type="checkbox"/> JGB300SEP | <input type="checkbox"/> JSP46SP   |
| <input type="checkbox"/> GLDL560N  | <input type="checkbox"/> GLD4466R | <input type="checkbox"/> GLD5600R | <input type="checkbox"/> JBP24DM  | <input type="checkbox"/> PB900TP   | <input type="checkbox"/> JS900     |
| <input type="checkbox"/> GLD5800P  | <input type="checkbox"/> GLD5600R | <input type="checkbox"/> GLD5660R | <input type="checkbox"/> JBP35DM  | <input type="checkbox"/> PB900SP   | <input type="checkbox"/> JS905     |
| <input type="checkbox"/> GLD5860P  | <input type="checkbox"/> GLD5660R | <input type="checkbox"/> GLD6904R | <input type="checkbox"/> JBP35SM  | <input type="checkbox"/> PB909DP   | <input type="checkbox"/> JS968     |
| <input type="checkbox"/> GLD6700N  | <input type="checkbox"/> GLD6904R | <input type="checkbox"/> GLD6964R | <input type="checkbox"/> JBS55MM  | <input type="checkbox"/> PB909TP   | <input type="checkbox"/> JS968SP   |
| <input type="checkbox"/> GLD6760N  | <input type="checkbox"/> GLD6964R | <input type="checkbox"/> GLD6966R | <input type="checkbox"/> JBS55SM  | <input type="checkbox"/> PB909SP   | <input type="checkbox"/> JSS05DEM  |
| <input type="checkbox"/> GLD6800N  | <input type="checkbox"/> GLD6964R | <input type="checkbox"/> GLD6968R | <input type="checkbox"/> JB400DP  | <input type="checkbox"/> PB909TP   | <input type="checkbox"/> JGSP28SEN |
| <input type="checkbox"/> GLD6860N  | <input type="checkbox"/> GLD6964R | <input type="checkbox"/> GLD6968R | <input type="checkbox"/> JB400SP  | <input type="checkbox"/> PB910DP   | <input type="checkbox"/> JGSP28SEM |
| <input type="checkbox"/> GLD6900N  | <input type="checkbox"/> GLD6964R | <input type="checkbox"/> GLD6968R | <input type="checkbox"/> JB600WK  | <input type="checkbox"/> PB910TP   | <input type="checkbox"/> JGSP28SEP |
| <input type="checkbox"/> GLD6960N  | <input type="checkbox"/> GLD6966R | <input type="checkbox"/> GLD6968R | <input type="checkbox"/> JBP62BM  | <input type="checkbox"/> PB910SP   | <input type="checkbox"/> JGSP28SEP |
| <input type="checkbox"/> GLDA696P  | <input type="checkbox"/> GLD4464R | <input type="checkbox"/> GLD6968R | <input type="checkbox"/> JBP62DM  | <input type="checkbox"/> PB920TP   | <input type="checkbox"/> JGSP28SEP |
| <input type="checkbox"/> GLD8700N  | <input type="checkbox"/> GLD4468R | <input type="checkbox"/> GLD6968R | <input type="checkbox"/> JBP62SN  | <input type="checkbox"/> PB920SP   | <input type="checkbox"/> JGSP28SEP |
| <input type="checkbox"/> GLD8760N  | <input type="checkbox"/> GLD6908R | <input type="checkbox"/> GLD6968R | <input type="checkbox"/> JB640DP  | <input type="checkbox"/> PB920SP   | <input type="checkbox"/> JGSP28SEP |
| <input type="checkbox"/> EDWF800P  | <input type="checkbox"/> GLD6968R | <input type="checkbox"/> GLD7400R | <input type="checkbox"/> JB640MP  | <input type="checkbox"/> PB969DP   | <input type="checkbox"/> JGSP28SEP |
| <input type="checkbox"/> EDWF860P  | <input type="checkbox"/> GLD7400R | <input type="checkbox"/> GLD7460R | <input type="checkbox"/> JB640SP  | <input type="checkbox"/> PB969SP   | <input type="checkbox"/> JGSP28SEP |
| <input type="checkbox"/> GDWT100R  | <input type="checkbox"/> GLD7460R | <input type="checkbox"/> GDWF100R | <input type="checkbox"/> JB650DN  | <input type="checkbox"/> PHB925SP  | <input type="checkbox"/> JGSP28SEP |
| <input type="checkbox"/> GDWT160R  | <input type="checkbox"/> GDWF100R | <input type="checkbox"/> GDWF160R | <input type="checkbox"/> JB650SN  | <input type="checkbox"/> PB970DP   | <input type="checkbox"/> JGSP28SEP |
| <input type="checkbox"/> CDWF9380N | <input type="checkbox"/> GDWF160R | <input type="checkbox"/> GDWF260R | <input type="checkbox"/> JBP66DM  | <input type="checkbox"/> PB970TP   | <input type="checkbox"/> JGSP28SEP |
| <input type="checkbox"/> PDW7800P  | <input type="checkbox"/> GDWT200R | <input type="checkbox"/> GDWT260R | <input type="checkbox"/> JBP66MN  | <input type="checkbox"/> PB970SP   | <input type="checkbox"/> JGSP28SEP |
| <input type="checkbox"/> PDW7880P  | <input type="checkbox"/> GDWT200R | <input type="checkbox"/> GDWT260R | <input type="checkbox"/> JBP66SM  | <input type="checkbox"/> PB975DP   | <input type="checkbox"/> JGSP28SEP |
| <input type="checkbox"/> PDWF780P  | <input type="checkbox"/> GDWT300R | <input type="checkbox"/> GDWT360R | <input type="checkbox"/> JBP66SP  | <input type="checkbox"/> PB975TP   | <input type="checkbox"/> JGSP28SEP |
| <input type="checkbox"/> PDWF788P  | <input type="checkbox"/> GDWT360R | <input type="checkbox"/> GDWT980R | <input type="checkbox"/> JB670DP  | <input type="checkbox"/> PB975SP   | <input type="checkbox"/> JGSP28SEP |
| <input type="checkbox"/> PDW7900P  | <input type="checkbox"/> GDWT980R | <input type="checkbox"/> GDWT980R | <input type="checkbox"/> JB680DP  | <input type="checkbox"/> PB978DP   | <input type="checkbox"/> JGSP28SEP |
| <input type="checkbox"/> PDW7980P  | <input type="checkbox"/> PDWF780P | <input type="checkbox"/> GDWT980R | <input type="checkbox"/> JB680SP  | <input type="checkbox"/> PB978TP   | <input type="checkbox"/> JGSP28SEP |
| <input type="checkbox"/> PDWF200P  | <input type="checkbox"/> PDWF788P | <input type="checkbox"/> GDWT980R | <input type="checkbox"/> JB700DN  | <input type="checkbox"/> PB978SP   | <input type="checkbox"/> JGSP28SEP |
| <input type="checkbox"/> PDWF280P  | <input type="checkbox"/> PDWF600R | <input type="checkbox"/> GDWT980R | <input type="checkbox"/> JB700SN  | <input type="checkbox"/> CS980SN   | <input type="checkbox"/> JGSP28SEP |
| <input type="checkbox"/> PDW8680N  | <input type="checkbox"/> PDWF680R | <input type="checkbox"/> GDWT980R | <input type="checkbox"/> EER4000N | <input type="checkbox"/> JCP67F    | <input type="checkbox"/> JGSP28SEP |
| <input type="checkbox"/> PDWF400P  | <input type="checkbox"/> PDWF800R | <input type="checkbox"/> GDWT980R | <input type="checkbox"/> EER4001N | <b>Free-standing gas ranges</b>    | <input type="checkbox"/> JGSP28SEP |
| <input type="checkbox"/> PDWF480P  | <input type="checkbox"/> PDWF880R | <input type="checkbox"/> GDWT980R | <input type="checkbox"/> JBP72DM  | <input type="checkbox"/> JGAS02SEN | <input type="checkbox"/> JGSP28SEP |
| <input type="checkbox"/> PDWF500P  | <input type="checkbox"/> PDWT100R | <input type="checkbox"/> GDWT980R | <input type="checkbox"/> JBP72TM  | <input type="checkbox"/> JGBS18MEN | <input type="checkbox"/> JGSP28SEP |
| <input type="checkbox"/> PDWF580P  | <input type="checkbox"/> PDWT180R | <input type="checkbox"/> GDWT980R | <input type="checkbox"/> JB740DP  | <input type="checkbox"/> JGBS80DEM | <input type="checkbox"/> JGSP28SEP |
| <input type="checkbox"/> PDWT200P  | <input type="checkbox"/> PDWT300R | <input type="checkbox"/> GDWT980R | <input type="checkbox"/> JB740TP  | <input type="checkbox"/> JGBS80SEM | <input type="checkbox"/> JGSP28SEP |
| <input type="checkbox"/> PDWT280P  | <input type="checkbox"/> PDWT380R | <input type="checkbox"/> GDWT980R | <input type="checkbox"/> JB740SP  | <input type="checkbox"/> JGBS23DEM | <input type="checkbox"/> JGSP28SEP |
| <input type="checkbox"/> PDWT400P  | <input type="checkbox"/> PDWT400R | <input type="checkbox"/> GDWT980R | <input type="checkbox"/> JBP80DM  | <input type="checkbox"/> JGBS23SEM | <input type="checkbox"/> JGSP28SEP |
| <input type="checkbox"/> PDWT480P  | <input type="checkbox"/> PDWT480R | <input type="checkbox"/> GDWT980R | <input type="checkbox"/> JBP80TM  | <input type="checkbox"/> JGBP25DEM | <input type="checkbox"/> JGSP28SEP |
| <input type="checkbox"/> PDWT510P  | <input type="checkbox"/> PDWT500R | <input type="checkbox"/> GDWT980R | <input type="checkbox"/> JBP80SM  | <input type="checkbox"/> JGBP25SEM | <input type="checkbox"/> JGSP28SEP |
| <input type="checkbox"/> PDWT518P  | <input type="checkbox"/> PDWT580R | <input type="checkbox"/> GDWT980R | <input type="checkbox"/> JBP81DM  | <input type="checkbox"/> JGBP27DEM | <input type="checkbox"/> JGSP28SEP |
| <input type="checkbox"/> PDWT500P  | <input type="checkbox"/> PDWT502R | <input type="checkbox"/> GDWT980R | <input type="checkbox"/> JBP81TM  | <input type="checkbox"/> JGBP28WEK | <input type="checkbox"/> JGSP28SEP |

**You are required to enter a serial number below. If you have not taken delivery of your appliance and do not expect to receive prior to January 30, 2010, please forward your claim now without serial number. You will be notified via postcard once we process your claim that we need your serial numbers. When you have your serial numbers, call 1-800-871-8893 for the claim to be processed.**

Model Number \_\_\_\_\_  
 Serial Number \_\_\_\_\_

\*Your card is issued by MetaBank pursuant to a license from Visa U.S.A. Inc. This card is a Visa prepaid card. Each time you use the card the amount of the transaction will be deducted from the amount of your available balance. Terms and Conditions apply to the card, including a \$1.50 ATM access fee each time the card is used at a cash dispensing machine. The operator of the ATM or any network utilized to effect the transaction may also impose a fee. Subject to applicable law, a monthly maintenance fee of \$3 (USD) applies, but is waived for the first six months after the card is issued. No additional fees will be assessed once the card balance reaches zero. Cards can be used at merchants that accept Visa debit cards. GE reserves the right to substitute a check of equal value in lieu of a Visa prepaid card at its sole discretion.

**I/we hereby understand and accept the above requirements for receipt of this Visa prepaid reward card and I/we represent that the information provided on this document is accurate and not falsified.**

Customer Signature X \_\_\_\_\_  
 Date \_\_\_\_\_

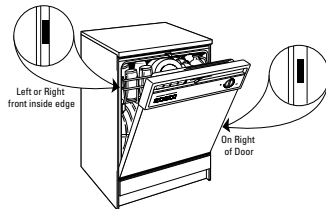


Sample model and serial number tag:




**Do not remove the tag from the appliance**


**How to locate the model and serial numbers on your appliance to get your allowance:**



**Dishwashers**  
Left or right front inside edge or on right of door



**Free-Standing Ranges**  
Lower left corner (open drawer/panel)



**Slide-in/Drop-in Ranges**  
Lower left corner (open door)

**Did you remember to:**

- **Include the serial number**
- **List the correct model number**
- **Include a copy of the invoice or sales receipt**
- **Sign the redemption certificate**
- **Do not remove the tag from the appliance**