



psb
SPEAKERS

REAL SOUND for REAL PEOPLE



It started with a child's violin.

Nicole Barton *Family Inheritance — Three Generations of Creative Ambition* 2010
Original Oil on Wood Panel



“Paul Barton (PSB’s founder and chief designer) is a legend in the speaker business... this musician and engineer has dedicated his life to providing speaker purchasers with higher levels of sonic realism at lower prices. Barton is a frugal perfectionist, and his obsession with psychoacoustics is evident in all his designs.”

— Robert Reina, *Stereophile*

(Reprinted with permission from Vol.22 of *Stereophile*®)

Over 40 years ago in the same wood shop where his father spent two years handcrafting a violin for him to play, Paul Barton began building speakers. That was the beginning of a lifelong career, an incessant drive for perfection, and an unwavering standard for speaker design.

Now as Chief Designer of PSB Speakers, Paul leads our team of talented engineers in pursuit of creating world-class speakers with real-world value. That’s how it was in the beginning and that’s how it is today.

From the wood shop to the lab.

Critical to our success is our dedication to psychoacoustics research. Using one of the world’s most sophisticated acoustical laboratories at the scientific facilities of the National Research Council Canada (NRC), we have compiled an unmatched store of information on sound reproduction. We understand the critical interactions of loudspeakers, listeners, and room acoustics through a combination of pure research and scientifically controlled, double blind listening studies.

Ours was the first speaker company to use the NRC for loudspeaker development back in 1974 and we remain the most active user of the facility today. How we interpret the data and provide more value is what sets us apart from others. Our development strategy allows us to focus on delivering real sound for real people.

www.psbSpeakers.com





Synchrony

Decades of experience, intense research, exhaustive development, and constant refinement of loudspeaker design, culminated in our flagship Synchrony Series. Combining musicality and technical excellence in a compact, small-footprint design and attractive sculptural finish, Synchrony meets our most meaningful test of a loudspeaker—true to nature musicality. Synchrony is rewriting the standard for loudspeakers, receiving international accolades for outstanding performance and value, even up against much more costly competitors.

Like the name suggests, each Synchrony speaker has a carefully matched timbre, so that any of the models may be combined to form a tonally cohesive system. Seven models in the series covers a wide range of applications and all have been engineered, balanced, and voiced to produce consistent, accurate, transparent and dynamic sound reproduction throughout the family.

You'll love how Synchrony integrates with real-world audio and home theatre systems to improve performance. Stable, easy-to-drive loads over full high-power operating ranges, will get the most from your amplifier or A/V receiver. Yet Synchrony delivers even more than great sound with its polished styling and luxurious finish.



Synchrony One

A five-driver, five-way transitional array capable of delivering the most technically refined and demanding music and film recordings, with unmatched realism and tonal, spatial, and dynamic accuracy.



Synchrony Two

An elegant tower with the essence of design and performance from the Synchrony One, but with a slimmer profile and smaller footprint making it ideal for intimate spaces.



Synchrony One B

A sleek two-way design suited for use in a serious dedicated music system or in an A/V application with a high-performance subwoofer such as PSB's own SubSeries 500. Fully capable of outstanding music reproduction.



Synchrony Two B

A bookshelf speaker that is astonishingly close in sound to its larger siblings, employing the Synchrony high-linearity titanium-dome tweeter paired with a dual layer fine weave fibreglass and natural fibre cone.

The Tweeter

The titanium Synchrony tweeter, an evolution of PSB Speakers' famous 25mm metal-dome design, is engineered to extend high-output, distortion-free response while banishing the dynamic compression that limits most designs.



"A true pro. It quickly became apparent in the listening that the Synchrony One... because of neutrality and transparency — would cut it as a professional monitor."

— Hi-Fi News

Synchrony Technology Revealed



Synchrony One C

A large three-way centre speaker engineered from the ground up to maximize its performance in multi-channel systems, using the same drivers as the Synchrony One in a dual-woofer, horizontal layout.



Synchrony Two C

A two-way centre design using the same drivers as the Synchrony Two tower in a dual-woofer, horizontal layout, voiced to achieve virtually perfect timbre matching.



Synchrony S

A dedicated tri-mode surround speaker comprising dual two-way arrays for side/rear-channels use in multi-channel installations and a broad range of wiring and placement options.



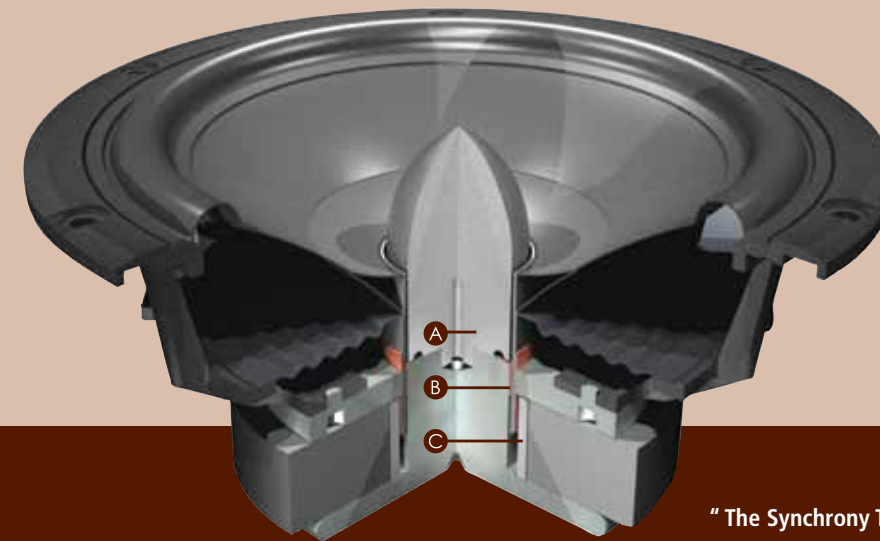
Available in Dark Cherry or Black Ash Wood Veneer.



The Woofer



The Synchrony woofers and midranges feature laminated cones that sandwich fine-weave fibreglass and compressed-felted fibres into a rigid, self-damping, low mass diaphragm for higher sensitivity and smoothness. Oversized voice coils, and distortion-stopping motor structures* preserve magnetic linearity at even extreme excursions, for clarity, detail, and 'drive'. The cast aluminium Synchrony baskets are superbly rigid, aerodynamically 'open', and magnetically inert.

* **A** Aluminium Bullet, **B** Copper Shorted Turn, **C** Aluminium Focus Ring



The Cabinet Construction

Extruded aluminium front and back panels unite softly curved, seven-layered, hand-selected wood veneered sides into an unbelievably robust enclosure. The Synchrony towers use complex computer-optimized box tuning and crossover networks. Subdivided into three discrete chambers—one for each woofer—they harness the 'floor-bounce' that plagues other floor-standing speakers to extend and smooth the response.



Double-locking aluminium corners bind each enclosure and 'float' the perforated aluminium grille — a uniquely open pattern that's acoustically transparent.

It's good to share.

Like Synchrony, the SubSeries 500 has been designed to blend acoustically and aesthetically with the most demanding music and home theatre systems. In fact, our matching SubSeries 500 cabinet design freely borrows from Synchrony construction methods.

"The Synchrony Two is flat-out the best PSB speaker I've reviewed. How good? Even if you've allotted up to ten grand on a pair of speakers, you'd be making a serious mistake if you didn't audition this exceptional product — that's how good."

— Neil Gader, *The Absolute Sound*



Imagine



reddot design award
honourable mention 2009

One look at our Imagine Series of speakers and it's hard not to fall in love. With sensual curves, sweeping lines, and five stunning finishes, Imagine redefines how a loudspeaker should look.

Imagine is more than just a pretty face. These loudspeakers stand up against much more expensive speakers, and have the reviews and awards to back them up. We took our hard-won knowledge and technical accomplishments from developing Synchrony to create the five Imagine models, thereby setting the standard for high performance and value. It is what we do best—reproduce the most natural, dynamic, and accurate sound at the lowest possible cost.

All five Imagine models share an innovative cabinet construction that provides seamless, solid, and acoustically inert enclosures, featuring individually cathedral-matched, hand-finished wood veneers or super high gloss finishes. Make no mistake—the Imagine Series may share Synchrony's engineering heritage, but it definitely has its own identity.



Imagine mini



An amazingly small powerhouse two-way mini monitor, featuring a new Turbo-Magnet™ for controlled and extended bass. A new addition to the Imagine Series, perfect for a sleek home theatre or multi-channel system.

Colourful Imagination — Five Fresh Finishes



"They have a snap and attack that belies their cost... a more emotionally involving detail experience."

— Adam Rayner, *Home Cinema Choice*



Imagine T

A three-driver, two-and-a-half-way, full-range floor-standing design, destined to become the standard of value for those who want real-world sonic performance.



Imagine B

A compact two-way stand/bookshelf-mount ideally suited for front channels/stereo playback, these speakers deliver remarkable clarity, detail and bandwidth.



Imagine C

A dual-woofer, horizontal two-way centre-channel speaker that performs impressively well in a multi-channel environment, reproducing every last nuance of sound.



Imagine S

A dual-two-way, selectable dipole/bipole/dual-channel monopole surround loudspeaker, which may be connected as two discrete (side/rear) two-way pairs in compatible systems.



Available in Dark Cherry Wood Veneer, Black Ash Wood Veneer, Walnut Wood Veneer, Gloss Black, or Gloss White.*
*Some finishes may not be available in all countries.



Image

Our engineers have trickled top-level Synchrony and Imagine technology down to our more accessible and versatile Image Series. Rethinking Image across the board, we freshly designed the series to give it high-value features and advancements not usually found in such an affordable package.

The new Image Series consists of eight models for a broad range of applications and budgetary options. All the models share our recent advancements, including long-excursion, high-output woofers that enable us to develop very capable compact designs. We borrowed the one-inch titanium dome tweeter from the Synchrony design to help extend output at both frequency extremes for effortless, smooth, uncoloured response. We also borrowed industrial design elements from our chic Imagine Series, achieving a softer silhouette with clean lines and no visual clutter.

Delivering great value with the best possible performance has always been a belief at PSB and our new Image Series doesn't disappoint.



Image T6

A three-way dual-cavity, dual-ported design with 6.5-inch woofers and a dedicated 5.25-inch self-contained midrange driver similar in execution to our top-of-the-line Synchrony One.



Image T5

A slim dual woofer transitional two-and-a-half way design with identical 5.25-inch woofers and one-inch titanium tweeter that delivers refined sound with tonal, spatial and dynamic accuracy.



Image B4

A sub-compact, two-way system comprised of a four-inch woofer and one-inch titanium tweeter, intended for home theatre or multi-channel applications, ideal for today's modern urban dwellings.



Image C5

A two-way system in a dual-woofer horizontal format with a pair of 5.25-inch woofers, the C5 is engineered to maximize performance in multi-channel applications.



Image B6

A 6.5-inch woofer plus the one-inch tweeter design that is ideal for multi-channel, 2.1 subwoofer/satellite systems, or main-channel use in smaller rooms.



Image B5

An attractively compact design with a single 5.25-inch woofer and one-inch titanium tweeter that is an ideal option for smaller systems.



Image S5

A compact and versatile bipole surround that mates a pair of 5.25-inch woofers with two one-inch titanium tweeters, performs amazingly in any setup.



Image C4

A pair of four-inch woofers with one-inch titanium tweeter in this two-way horizontal format makes this centre channel easy to place near today's slimmest flat-screen TVs.



"The PSB Image B6 loudspeaker... Yep. It's the Honda Accord of bookshelf speakers... and performs at a level well beyond its price.

From Paul Barton, what else would you expect?"

— Robert Reina, *Stereophile*

Image Series HT2

We packaged a compact home theatre system that readily meets the demands of modern multi-channel set-ups at uncompromising value. Consists of two pairs of Image B4 speakers, an Image C4 centre channel, and SubSeries 1 subwoofer.





Alpha

Listeners and experts worldwide have continually hailed our Alpha Series as one of the best overall 'value for money' set of products in the history of audio. Today, our time-tested Alpha Series has become an incredibly high achieving, top selling, reasonably priced all-rounder.

Alpha offers a family of five models able to meet the needs of almost any system—from the simplest bookshelf setup to an entire multi-channel home theatre. Each Alpha model is tonally balanced, so you can mix and match the speakers for your desired combination of power, range, and size.

Alpha stands for value, but not at the expense of quality. Audiophile-grade terminals, proprietary driver design and subwoofer circuitry, and a host of mounting options are a few of the finer details you won't find in other value-oriented speakers. Our Alpha Series brings you high end sound quality, affordability and modern appeal.



"Considering its price, the PSB Alpha B1 is quite extraordinary in its way... audiophiles should buy them for their Bose-owning friends and family, to give those unfortunates more than a taste of what a true high-end loudspeaker is capable of."

— John Atkinson, *Stereophile*



Alpha T1

A space-saving tower with dual 5.25-inch woofer and .75-inch tweeter that performs skillfully on its own or combined with a PSB subwoofer for even greater power.



Alpha B1

Our multi award-winning 'best buy' with 5.25-inch woofer and single .75-inch tweeter, produces a remarkable musical range and dynamic impact on its own or with a PSB subwoofer, like our SubSeries 1.



Alpha LR1

A super compact true two-way design with a single 3.5-inch mid-woofer and .75-inch tweeter, that manages to deliver unwavering performance at odds with its diminutive size.



Alpha CLR1

An ultra-versatile small, dual-woofer design with a pair of 3.5-inch mid-woofers and .75-inch aluminium dome tweeter, equally suited for centre channel or left/right channel applications.



Alpha C1

A pair of 5.25-inch midrange drivers and single .75-inch aluminium dome tweeter combine in a rear-ported cabinet for solid, natural 'front-stage' sound, whether used with our Alpha B1s or T1s.



Available in Black Ash, Sienna, or Dark Cherry.*
White Gloss finish is only available for Alpha B1.*

*Some finishes may not be available in all countries.



Alpha Series HT1

We make home theatre setup easy with this incredible system that doesn't compromise on sound. Consisting of two pairs of Alpha LR1 speakers, a CLR1 centre, and a SubSeries 1 subwoofer.



Custom Sound Universal/Outdoor Speakers

Sophisticated yet extremely rugged multi-purpose designs bring PSB's award-winning sound to any outdoor or commercial setting. Designed for open spaces, these 'go anywhere' speakers can be mounted vertically or horizontally on backyard decks, restaurant patios, fitness centres, hotels, or anyplace you want durability and ample sound.



CS1000

A two-way system with a 6.5-inch woofer, 1-inch titanium dome tweeter, and front-facing port (includes rubber port plug) delivers a full range of music.



CS500

Slim and compact two-way sealed design with 5.25-inch woofer and 1-inch titanium dome tweeter. This smaller outdoor speaker offers dynamic impact and remarkable sound.

SubSeries

Our PSB engineers place particular emphasis on the overall musicality of our subwoofers to add excitement to your music or home theatre experience. While most of our speakers produce substantial bass, by placing the deep bass system into its own enclosure we can tailor the necessary elements in an efficient package and utilize them for best performance. To meet your needs, we offer a range of subwoofers for any size of space or system.



SubSeries 300

Powered by an exclusive NAD amplifier, this dynamic performer integrates aesthetically with our Image Series but is also equally suited to Imagine or Alpha Series. This amp puts out 300 watts of continuous power with peaks of over 850 watts!



SubSeries 200

This new energy efficient sub features a custom-designed NAD amplifier in a small-scale design. Capable of 200 watts of continuous power and dynamic peaks of 560 watts, this is one potent sub!



SubSeries 1

An ideal match to our Alpha and Image Series speakers, this subwoofer delivers high-impact performance often associated with bigger and more expensive subwoofers.



SubSeries HD10

A space saving design for those who want deep, powerful, high impact performance, but don't want to give up a large area of their room to get it.



SubSeries HD8

A super compact performer that fits just about anywhere with sound and musicality almost matching that of its slightly bigger brother the HD10.



SubSeries 5i

A budget-minded compact sub with great bass reinforcement for small to medium sized rooms. A 10-inch woofer matched with a dynamic 225 watt internal amplifier delivers great punch.

SubSeries 500

A match to our leading Synchrony Series, this dynamic award-winning powerhouse subwoofer will provide you with the flattest possible frequency response, full bass extension, low distortion and high output. Rated at 500 watts continuous power and capable of over 1500 watt peaks.





www.psbSpeakers.com

THERE ARE NO SHORTCUTS.

There's just plain hard work. Poor designs don't make great sounding speakers—dedicated people do. Our engineers take time with exacting research and development to produce high performance, award-winning loudspeakers at great value. By concentrating on smooth, accurate tonal balance, extended frequency and dynamic range, and true-to-life spatial imaging—our loudspeakers simply sound real.

We work hard to understand what real listeners want. Our speakers have earned rave reviews and a strong following of owners from around the world. Everyone is different and each home is going to present its own design and acoustical challenges. From our flagship Synchrony Series to our stalwart Alpha Series, we have a range of speakers to meet the unique demands of your home application.



facebook.com/PSBspeakers



twitter.com/PSBspeakers



youtube.com/user/PSBspeakers



“PSB always has and always will design loudspeakers that are true to nature. There is nothing added to what is in the music and there is nothing taken away that was intended in the music. And that's what a speaker should be – it should be a window to what you see or hear... We like to think that our speakers are true to nature. And that is the goal. That is the objective of PSB.”

— Paul Barton, Founder and Chief Designer