

ILLUSTRATED
SPARES LIST

FOR

PANTHER

MOTOR CYCLE

MODEL 100



PHELON & MOORE LTD
CLECKHEATON
YORKSHIRE

List of Contents

DESCRIPTION	PAGE
ILLUSTRATIONS	i-xxiii Inclusive
CRANK CASE	1
FLYWHEELS	1-2
CYLINDER & PISTON	2
OVERSIZE PISTONS	2
CYLINDER HEAD	2-3
ROCKER BOX	3
TIMING GEAR & OIL PUMP	3-4
TAPPET ASSEMBLY	5
ENGINE RODS AND LUGS	5
EXHAUST PIPE & SILENCER	5-6
CARBURETTOR	6
FRAME AND REAR STAND	7
FOOTRESTS	7-8
SADDLES	8
TANKS	8
CHAIN CASE & TOOL BOX	9
FRONT MUDGUARD & FRONT STAND	9 & 10
REAR MUDGUARD	10
DOWTY OLEOMATIC FORK	10 & 11
GEAR BOX MOD. BAP. G71	11, 12, 13, 14
CHAINS	14
FRONT WHEEL & BRAKE PARTS	15
REAR WHEEL & BRAKE PARTS	15, 16

Classic Cycles Technical Resources

DESCRIPTION	PAGE
SPEEDOMETER & PARTS	16
HANDLEBAR WITH CONTROLS & WIRES	17
CONTROL WIRES	17, 18
HEADLAMPS	18, 19
DYNAMO E3L. LI-O	18, 19
TAIL LAMP	19
MAGNETO	20
BATTERY	20
HORN	20
IGNITION COIL	21
TOOLS & ACCESSORIES	22

INSTRUCTIONS FOR PURCHASING PANTHER SPARES

Panther spare parts may be obtained from all officially appointed Panther Dealers. If the rider wishes to purchase direct from factory, the following points should be observed.

1. Identification of machine Quote the **full engine number as stamped on the crank-case**. Frame numbers and registration numbers are **useless** for identification purposes.
2. Identification of part Give the **Model of Machine, part number** (not the illustration number), **full description of part and quantity** of each article required.
3. Payment. (Home Sales) Payment is usually made by cash with order or against Pro Forma Invoice. Goods can be sent C.O.D. only provided the order is for a total value of 5/- or over.
Minimum C.O.D. postage fee is 10 pence. Riders wishing to open accounts should write direct to the Works at Cleckheaton, for further information.
- Payment. (Export Sales) In view of difficulties existing at date of publication in connection with export business, overseas riders are advised to order through their local agent wherever possible. Terms for direct purchase are **cash sterling in England against Pro Forma Invoice**. If remittance is sent with order, allowance should be made for freight, packing and insurance.
4. Carriage & Packing All spares Invoices are surcharged by ^{2 1/2%} ~~five per cent.~~ to cover cost of packing and carriage. Minimum surcharge is sixpence. Should it be necessary to use a special case or crate, this will be charged for over and above the ^{2 1/2%} ~~five per cent.~~ but full refund of this additional charge will be made on return of case or crate to factory. Carriage must be paid and the packaging must be in good condition.
5. Prices & Specification Prices and specifications are subject to modification and alteration without notice. Prices do not include packing and postage.
6. Repairs Estimates will be given for repairs to parts sent to us. No charge is made for this but it is necessary in some cases to charge for dismantling and reassembling parts for inspection prior to giving estimate. In the case of major overhauls it is essential to write to the Works first and arrange a date for acceptance of machine or unit. We do not undertake repairs to proprietary fittings.
7. Guarantee All parts sold as spares that are manufactured by us are subject to the same limited guarantee as that issued with each new motorcycle. The Guarantee is rendered null and void and no responsibility can be accepted for any of our machines to which parts not manufactured by us have been fitted.

8. Addressing

Write your **full name and address** clearly in **BLOCK LETTERS** on your spares orders. Also see that your name and address are attached to any drawing or pattern that is enclosed with the order. Address all correspondence to—Phelon & Moore Ltd., Cleckheaton, Yorkshire. Delays will occur if matters relating to more than one department are contained on the same sheet of a letter. A separate letter should be sent to each department especially in the cases of orders for spare parts and requests for technical advice.

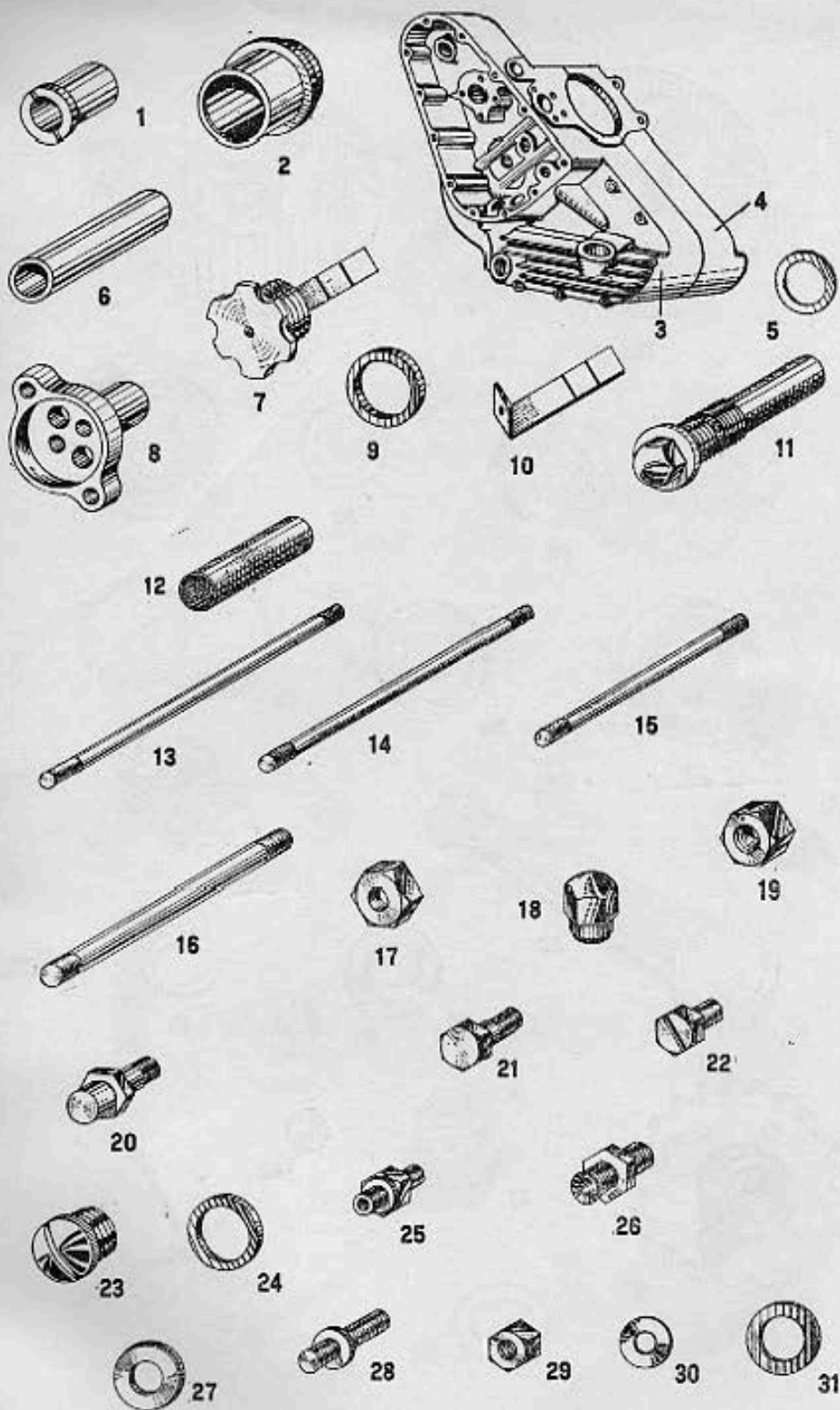
9. Hours of opening

The Service Department is open, for the convenience of personal callers as follows :—Mondays to Fridays, 9 a.m. to 12 noon, 1 p.m. to 5 p.m. **CLOSED SATURDAYS.**

We wish to give you the very best spares service we can. To help us do this, may we ask you once again to bear the following points in mind when ordering your spares.

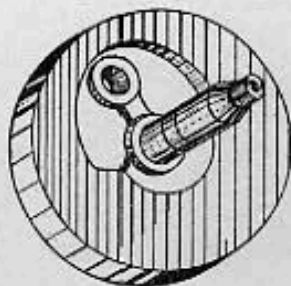
1. The **Model** of your Machine.
2. The **Engine** number.
3. Your full name and address in **BLOCK LETTERS.**
4. The **PART NUMBERS** of the spares required.
5. A **description** of the part.
6. A **Labelled Pattern or Drawing** if necessary.
7. **The quantity** of each Item required.
8. Instructions re **payment and despatch.**

ENGINE

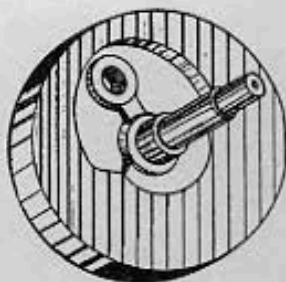


NOT TO SCALE

ENGINE



32



33



34



35



36



37



38



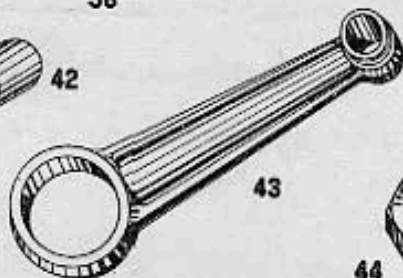
39




40



42



43



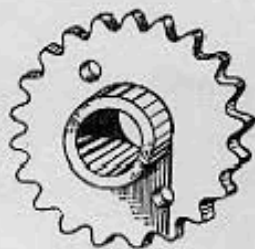
41



44



45



46



47



48



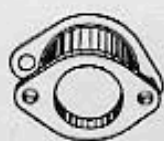
49



50

NOT TO SCALE

ENGINE



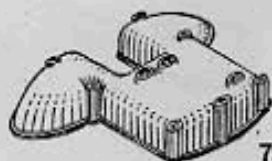
76



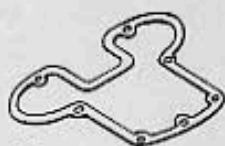
77



78



79



80



81



82



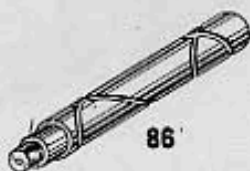
83



84



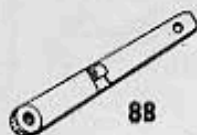
85



86



87



88



89



90



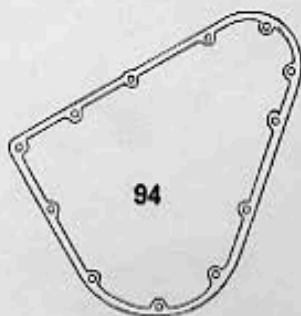
91



92



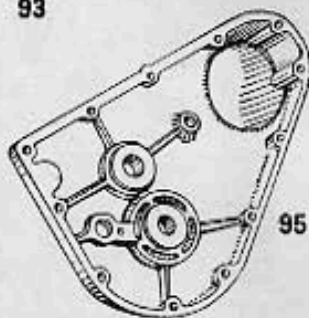
93



94



96



95



97



98



99



100




101



102

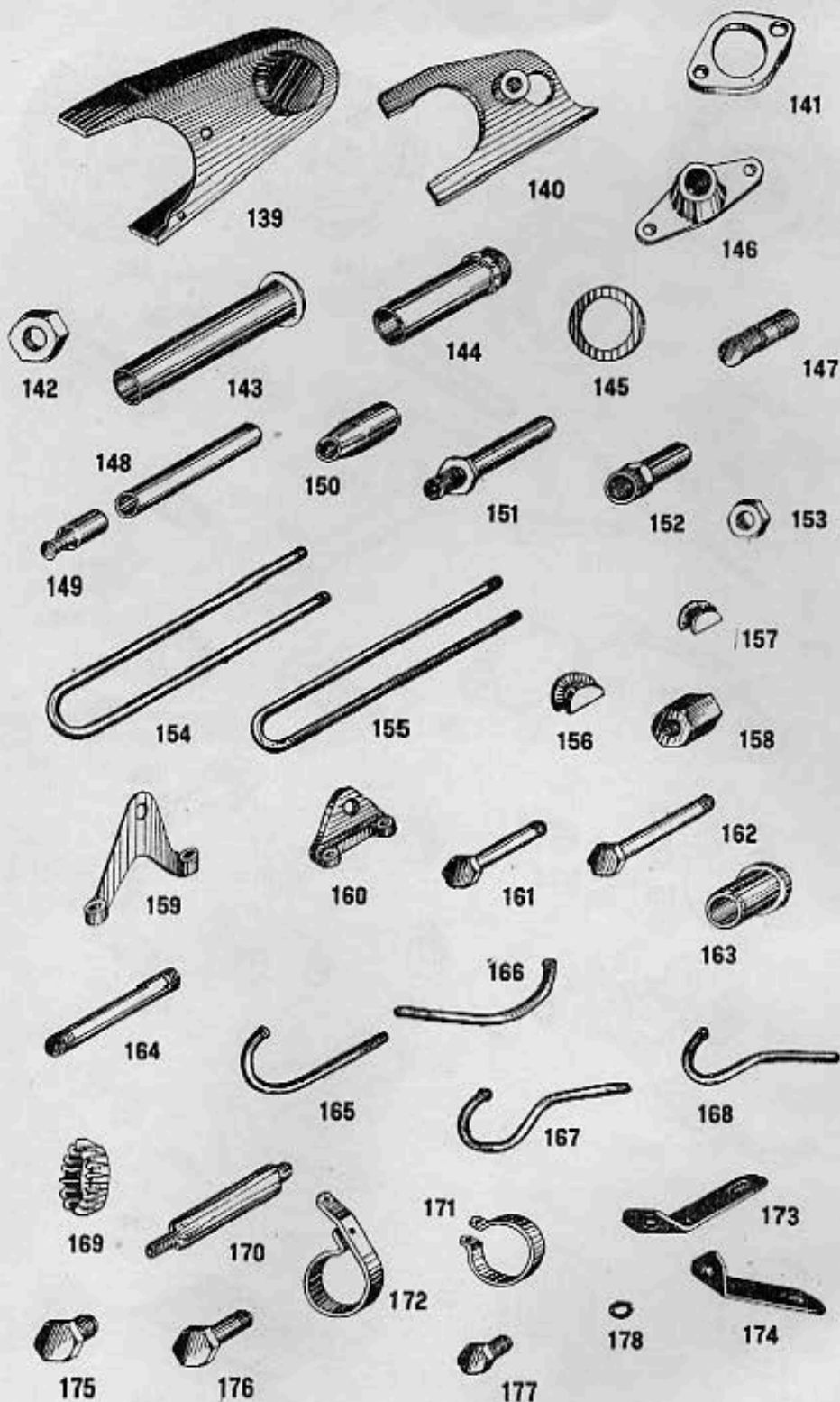
NOT TO SCALE

ENGINE




NOT TO SCALE

ENGINE & EXHAUST PIPES



NOT TO SCALE

CARBURETTOR



179



180



181



182



183



184



185



186



187



188



189



190



191



192



193



194



195



196



197



198



199



200



201



202



203



204



205



206



207



208



209



210



211



212



213



214



215



216



217



218



219



220



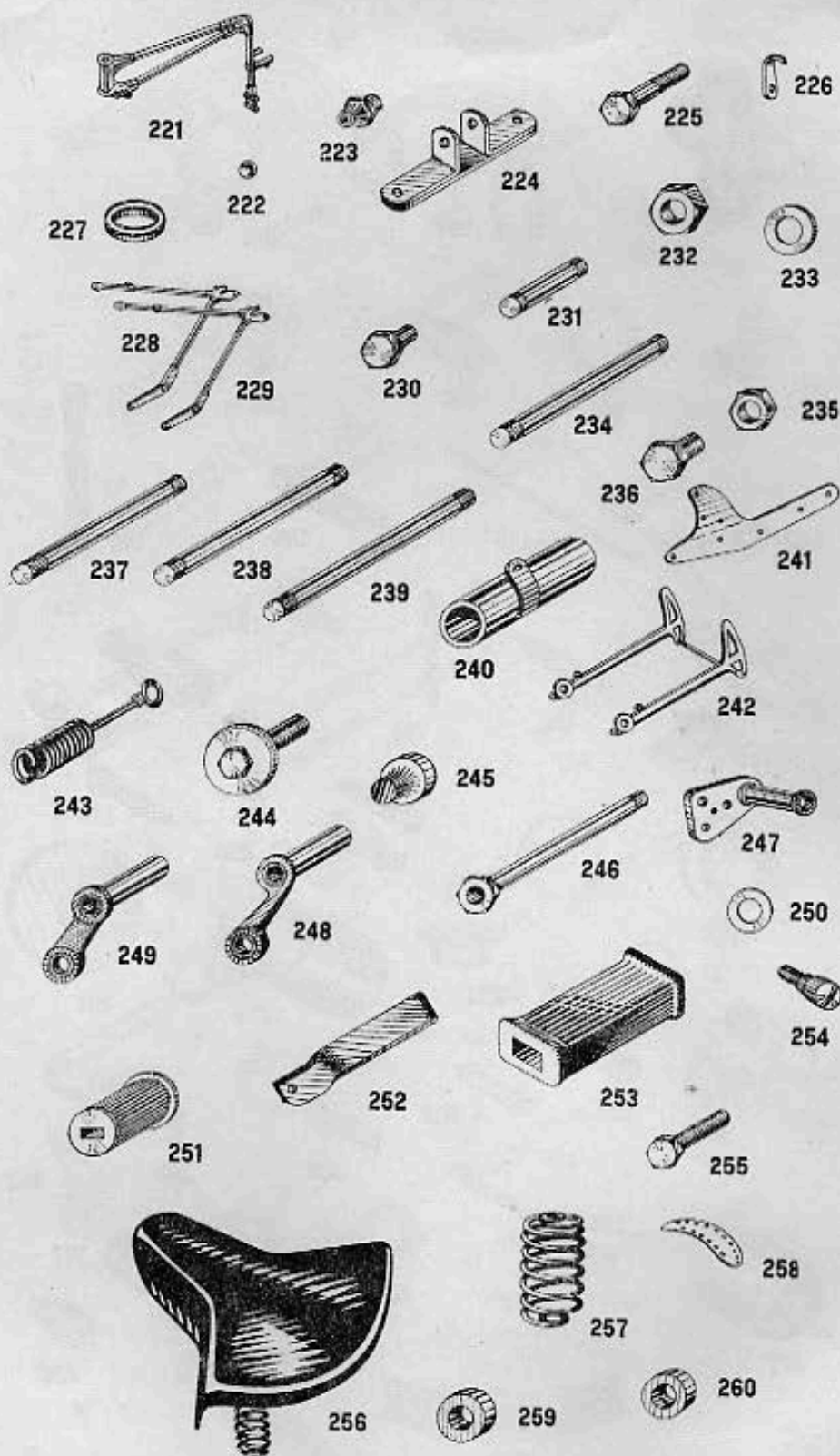
221



222

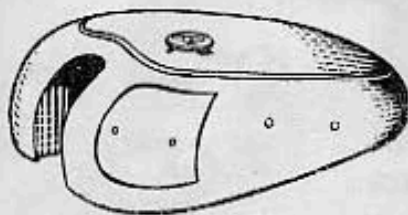
NOT TO SCALE

FRAME FITTINGS



NOT TO SCALE

TANK & FRONT CHAIN CASE



261



262



263



264



265



266



267



268



269




270



271



272

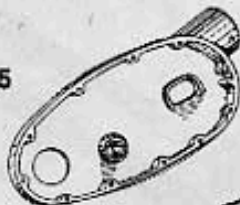


273

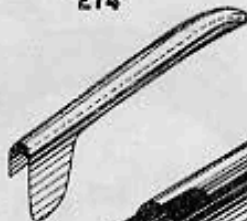


274

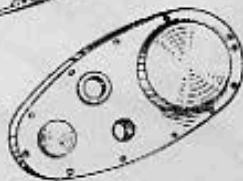
275



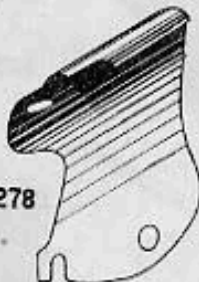
276



277



278



279

280



285



286



282



283



281



287



288



289



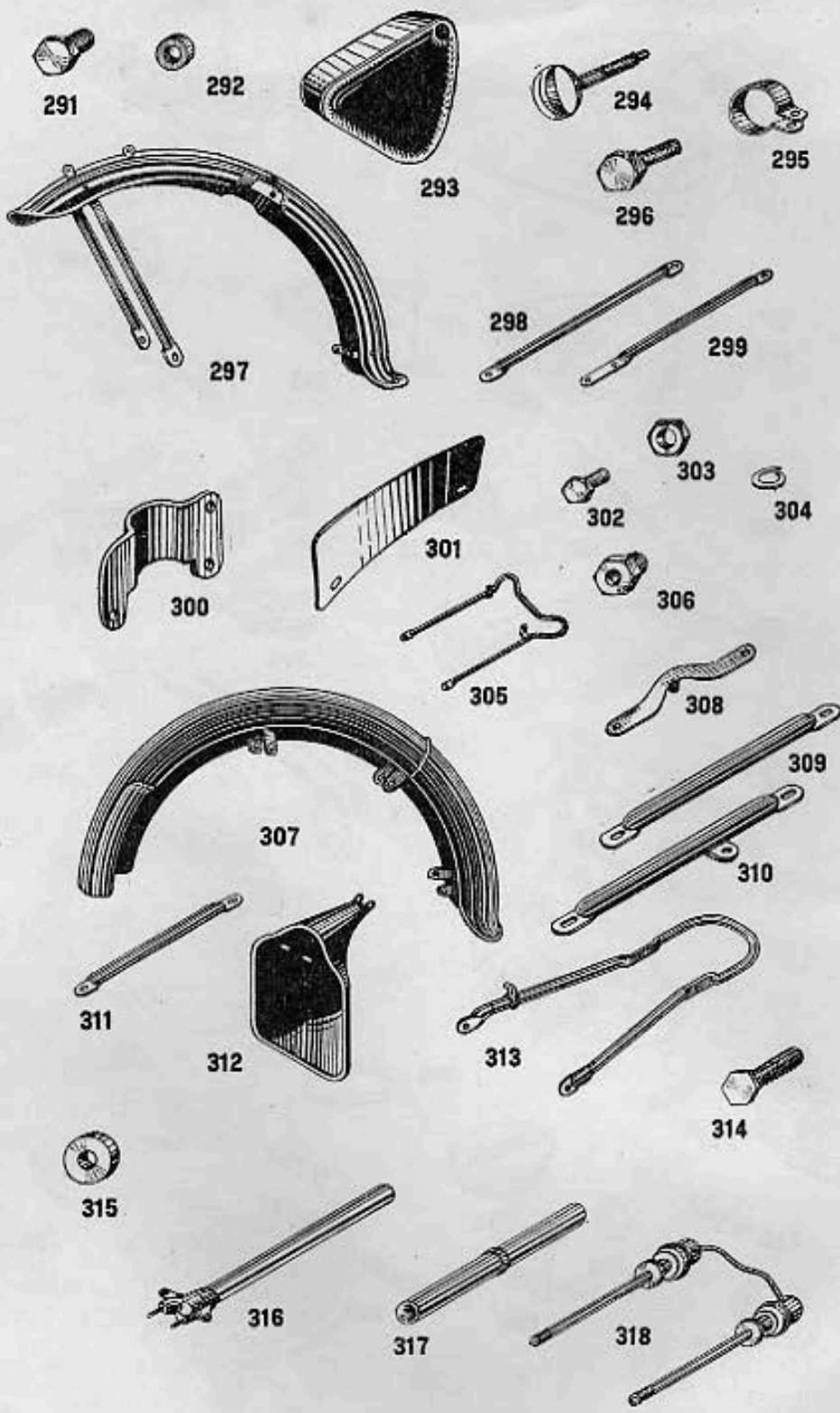
290



284


NOT TO SCALE

MUDGUARDS, FITTINGS & FORKS




NOT TO SCALE

FORKS



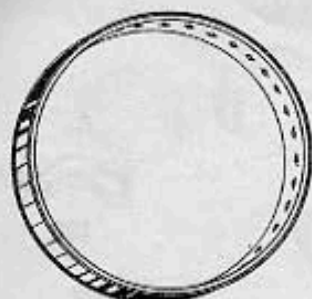
NOT TO SCALE

WHEELS, HUBS, BRAKES



NOT TO SCALE

WHEELS, HUBS, BRAKES



394

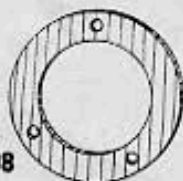


395

396



397



398



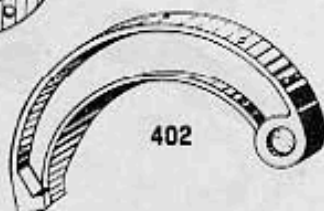
399



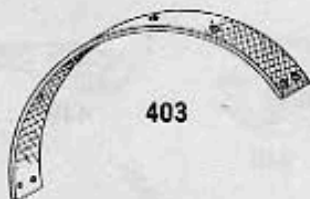
400



401



402



403



404



405



406



407



408



409



410



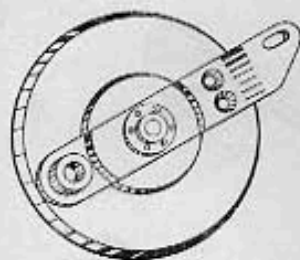
411



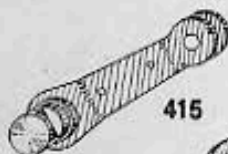
412



413



414



415



416



417



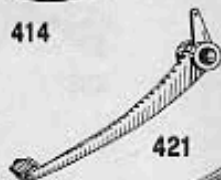
419



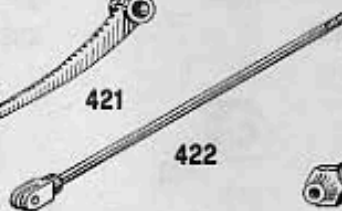
420



418



421



422



423



424



425




426



427

NOT TO SCALE

HANDLEBAR & FITTINGS



NOT TO SCALE

GEAR BOX



461



462



463



464



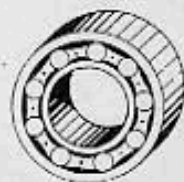
465



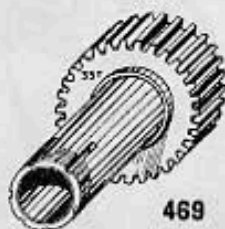
466



467



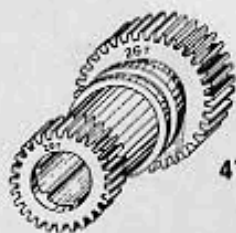
468



469



470



471



472




473



474



475



476



477



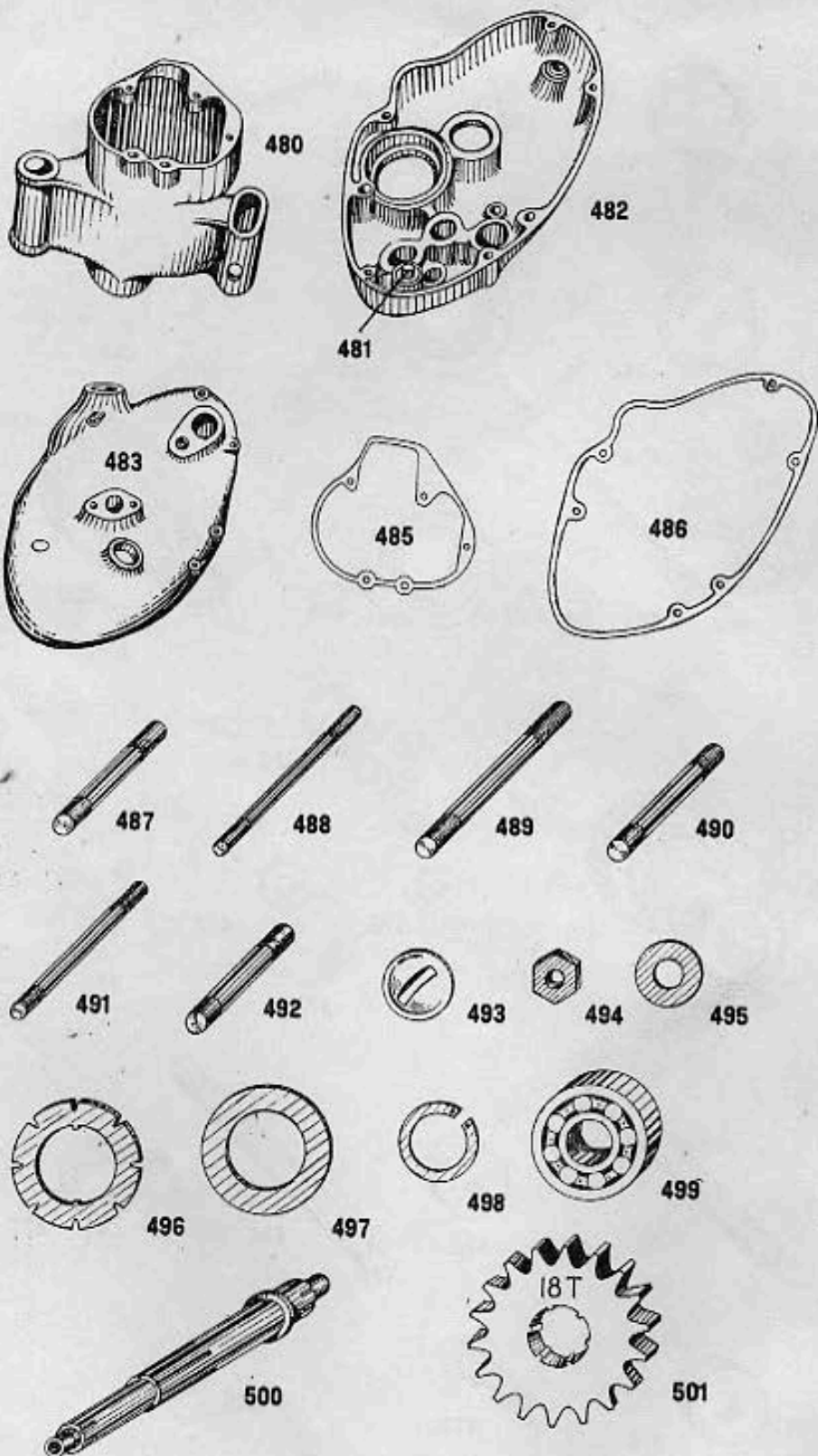
478



479

NOT TO SCALE

GEAR BOX



NOT TO SCALE

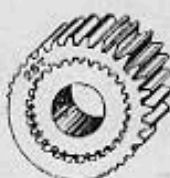
GEAR BOX



502



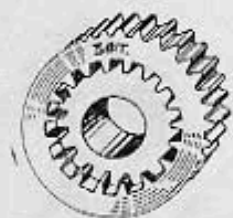
503



504



505



506



507



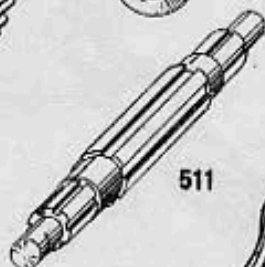
508



509



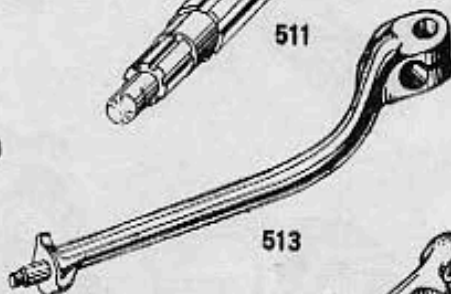
510



511



512



513



514



515



516



517



518



519



520



522



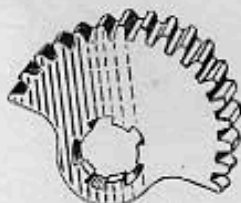
523



521




524



525


NOT TO SCALE

GEAR BOX




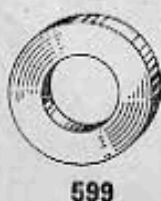

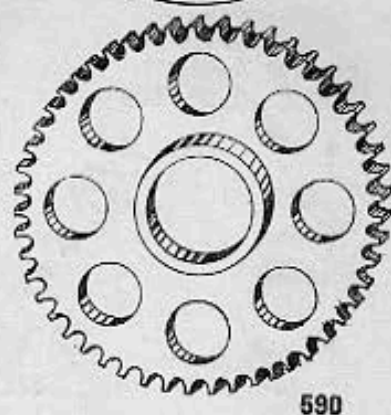
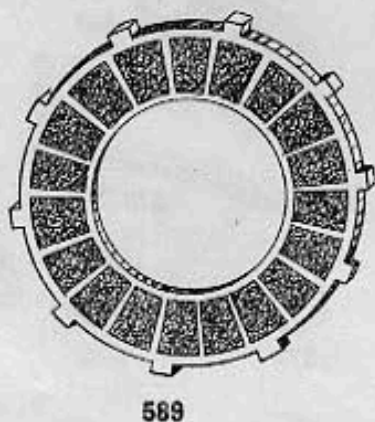
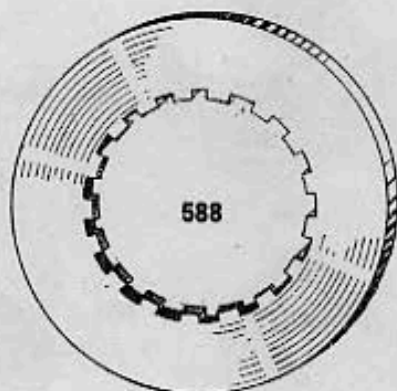
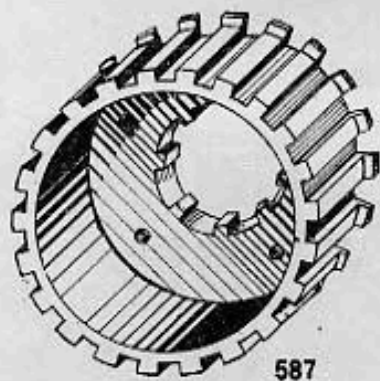
NOT TO SCALE

GEAR BOX



NOT TO SCALE

GEAR BOX



NOT TO SCALE

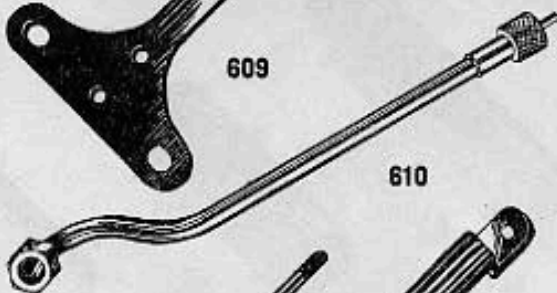
SPEEDOMETER & ELECTRICAL FITTINGS




608



609




610




612

613




611

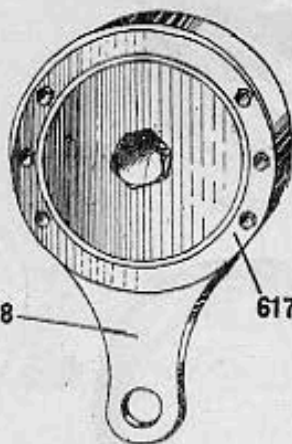


614

615



616

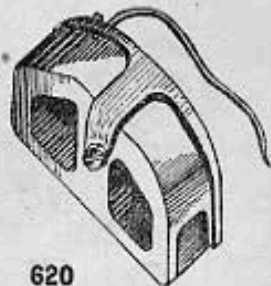


618

617



619



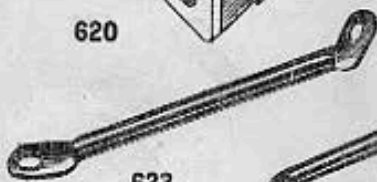
620



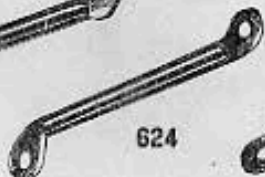
621



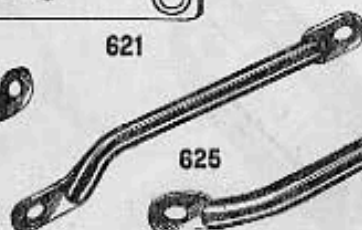
622



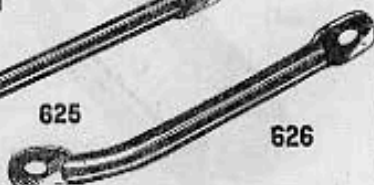
623



624




625




626

NOT TO SCALE

ELECTRICAL FITTINGS



627



627



628



629



630



631



632



633



634



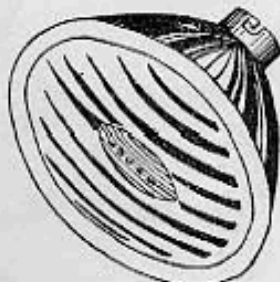
635



636



637



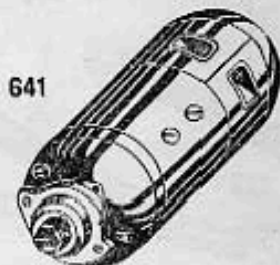
638



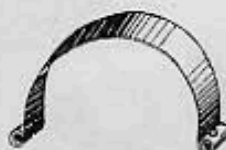
639



640



641



642




643



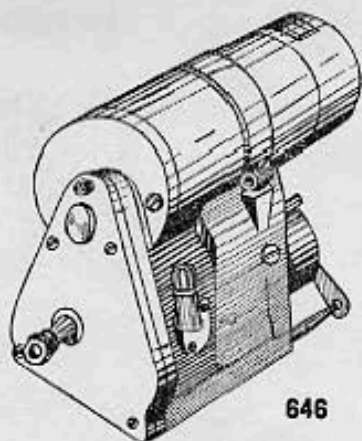
644

NOT TO SCALE

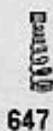
IGNITION



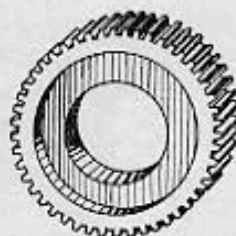
645



646



647



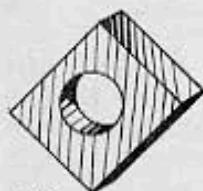
648



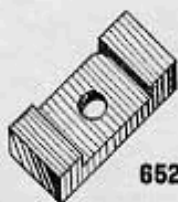
649



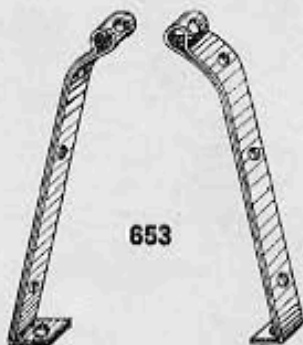
650



651



652



653



654



655



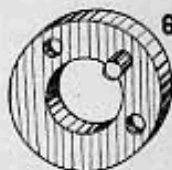
656



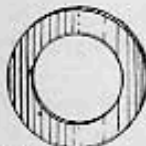
657



658



659



660



661



662



663



664



665



666

NOT TO SCALE

Illus. No.	Order on this number Part No.	DESCRIPTION	No. Per Mach.
CRANK CASE			
4	M1	Crankcase Driving Side	1
3	M2	Crankcase Timing Side	1
1	M3	Cam Stud Bush	1
2	M4	Dynamo Drive Shaft Bush	1
6	M5	Crankcase Oil Tube	1
8	M6	Tappet Guide	1
7	M7	Oil Filler Cap with Gauge	1
9	M8	Oil Filler Cap washer	1
10	M9	Oil Filler Cap Gauge only	1
11	M10	Oil Filter	1
5	M11	Oil Filter Washer	1
12	M12	Oil Filter Gauze only	1
	M13	Oil Filter Strengthening Plate	1
13	M14	Crankcase Bolt $\frac{1}{4}$ " \times $7\frac{7}{8}$ "	7
14	M15	Crankcase Bolt $\frac{1}{4}$ " \times $6\frac{1}{2}$ "	1
15	M16	Crankcase Bolt $\frac{1}{4}$ " \times $4\frac{5}{8}$ "	1
16	M17	Crankcase Bolt $\frac{3}{8}$ " \times $5\frac{1}{8}$ "	1
17	M18	Nut, Crankcase Bolt $\frac{1}{4}$ " large	16
18	M19	Nut, Crankcase Cap	2
19	M20	Nut, Crankcase Bolt $\frac{3}{8}$ "	2
20	M21	Oil Pump Stud	1
19	M20	Nut $\frac{3}{8}$ ", Oil Pump Stud	1
21	M22	Screw, Tappet Guide $\frac{1}{4}$ " W \times $\frac{7}{8}$ "	2
22	M23	Screw, Plug for oil Gallery $\frac{1}{4}$ " \times $\frac{1}{2}$ " H.H.	1
23	M24	Oil Pump Cap	1
24	M25	Washer, Oil Pump Cap	1
25	M26	Union, Oil Feed Pipe	1
26	M27	Union, Oil Return Pipe	1
27	M28	$\frac{3}{8}$ " Flat Washer, Crankcase Bolt	2
28	M29	Magneto Fixing Stud	2
29	M30	$\frac{1}{4}$ " Nuts	2
30	M31	$\frac{1}{4}$ " Flat Washers	2
31	M32	Washers Oil Feed Pipe	2
FLYWHEELS			
32	M41	Flywheel with Shaft, driving side	1
32	M42	Flywheel with Shaft, timing side	1
	M43	Flywheel only	2
	M44	Flywheel shaft only, driving side	1
	M45	Flywheel shaft only, timing side	1
34	M46	Flywheel shaft Packing shims .005" thick	
35	M47	Flywheel shaft Nuts	2
36	M48	Flywheel shaft Locking Washer	2
37	M49	Flywheel shaft Roller Bearing	1
38	M50	Flywheel Shaft Ball Bearing	2
39	M51	Flywheel Shaft Ball Bearing Cover	1
40	M52	Flywheel Shaft Ball Bearing Retaining Ring	1
	M53	Connecting Rod with Crank Pin Bearing and small end bush	1

Illus. No.	Order on this number Part No.	DESCRIPTION	No. Per Mach.
FLYWHEELS—Continued			
43	M54	Connecting Rod with small end bush	1
41	M55	Crank Pin Bearing complete less nuts	1
42	M56	Small End Connecting Rod Bush	1
44	M57	Crank Pin Nut	2
45	M58	Crank Pin Nut Locking Washer	2
46	M59	Engine Sprocket 25 Teeth	1
46	M60	Engine Sprocket 22 Teeth	1
47	M61	Engine Sprocket nut and release valve	1
48	M62	Release Valve Disc	1
49	M63	Release Valve Cotter Pin	1
50	M64	Engine Sprocket Locking Washer	1
CYLINDER AND PISTON			
51	M71	Cylinder Barrel	1
55	M72	Cylinder Base Washer	1
	M73	Piston Complete with Rings, Gudgeon Pin and Circlips	1
52	M74	Piston only	1
53	M75	Piston Ring, Compression	2
54	M76	Piston Ring Scraper	1
56	M77	Gudgeon Pin	1
57	M78	Gudgeon Pin Circlip	2
OVERSIZE PISTONS			
M79		Piston, complete with Rings, Gudgeon Pin and Circlips .010 O/S	1
M80		Piston, complete with Rings, Gudgeon Pin and Circlips .020 O/S	1
M81		Piston, complete with Rings, Gudgeon Pin and Circlips .030 O/S	1
M82		Piston Ring (compression) .010 O/S	2
M83		Piston Ring (compression) .020 O/S	2
M84		Piston Ring (compression) .030 O/S	2
M85		Piston Ring (scraper) .010 O/S	1
M86		Piston Ring (scraper) .020 O/S	1
M87		Piston Ring (scraper) .030 O/S	1
CYLINDER HEAD			
58	M101	Cylinder Head with Valve Guide	1
59	M102	Cylinder Head Copper Gasket...	1
60	M103	Cylinder Head Stud	2
19	M20	Cylinder Head Stud Nuts $\frac{3}{8}$ "	2
61	M104	Cylinder Head Stud Spring Washer $\frac{3}{8}$ "	2
62	M105	Valve Guide	2
63	M106	Valve Oiler	1
64	M107	Valve, Inlet or Exhaust	2

Illus. No.	Order on this number Part No.	DESCRIPTION						No. Per Mach.
		CYLINDER HEAD—Continued						
65	M108	Valve, Spring Outer	2
66	M109	Valve, Spring Inner	2
67	M110	Valve, Spring Seat	2
68	M111	Valve, Spring Washer	2
69	M112	Valve, Split Cotters	2 prs
70	M113	Valve Oil Feed Pipe	1
25	M114	Valve Oil Pipe Union (Cylinder Head)	1
71	M115	Valve Oil Return Pipe	1
74	M116	Screw, Oil Return Pipe	1
72	M117	Washer, Oil Return Pipe Screw	2
	M118	Sparking Plug H.14S	1
75	M119	Sparking Plug B.14	1
73	M120	Sparking Plug C & A Washer	1
76	M121	Inlet Flange	1
77	M122	$\frac{1}{4}$ " \times $\frac{3}{4}$ " H.H. Screws	2
78	M123	Inlet Flange Washer	1
77	M124	Carburettor Fixing Screw $\frac{1}{4}$ " \times 1" H.H.	2
29	M30	$\frac{1}{4}$ " Hex. Nut	2

ROCKER BOX

79	M131	Rocker Cover	1
80	M132	Rocker Cover Gasket	1
81	M133	Rocker Cover Screw $\frac{1}{4}$ " \times $1\frac{13}{16}$ " H.H.	6
82	M134	Rocker Cover Screw $\frac{1}{4}$ " \times $2\frac{1}{16}$ " H.H.	1
84	M135	Exhaust Rocker	1
83	M136	Inlet Rocker	1
85	M137	Rocker Ball End	2
86	M138	Exhaust Rocker Shaft	1
87	M139	Inlet Rocker Shaft	1
19	M20	Rocker Shaft Nut $\frac{3}{8}$ "	2
61	M104	Rocker Shaft Nut Spring Washer	2
88	M140	Valve Lifter	1
89	M141	Valve Lifter Stud...	1
90	M142	Valve Lifter Spoke	1
93	M143	Valve Lifter Spoke Connection	1
91	M144	Valve Lifter Spring	1
92	M145	Valve Lifter Adaptor	1

TIMING GEAR AND OIL PUMP

95	M151	Timing cover with bushes	1
94	M152	Timing cover Gasket	1
96	M153	Cam Stud and Engine Shaft Bush	2
97	M154	Half Compression Bush	1
98	M155	Half Compression Peg	1
99	M156	Timing Cover Screw $\frac{1}{4}$ " Whit \times 1"	6
99	M157	Timing Cover Screw $\frac{1}{4}$ " \times $\frac{7}{8}$ "	2
100	M158	Timing Cover Screw $\frac{1}{4}$ " \times $2\frac{3}{8}$ "	1

Illus. No.	Part No.	DESCRIPTION	No. Per Mach.
		TIMING GEAR AND OIL PUMP—Continued	
101	M159	Timing Cover Screw $\frac{1}{4}'' \times 3\frac{1}{2}''$...	1
102	M160	Timing Cover Screw $\frac{1}{4}'' \times 1\frac{3}{8}''$...	1
103	M161	Cam and Wheel ...	1
104	M162	Main Pinion ...	1
	M163	Intermediate Gear Wheel with Rotor ...	1
105	M164	Magneto Wheel ...	1
106	M165	Intermediate Gear Wheel only ...	1
107	M166	Oil Pump Rotor only ...	1
112	M167	Rivets, Oil Pump Rotor... ...	4
108	M168	Cam Wheel Stud ...	1
109	M169	Inlet Tappet Lever ...	1
110	M170	Exhaust Tappet Lever ...	1
113	M171	Tappet Lever Stud ...	1
111	M172	Tappet Lever Stud Washer ...	1
114	M173	Main Pinion Key ...	1
115	M174	Oil Pump Plunger ...	1
115B	M175	Oil Pump Spring Cap ...	1
116	M176	Oil Pump Spring ...	1
117	M177	Oil Pump Body with Feed Pipe ...	1
118	M178	Oil Pump Feed Screw ...	1
119	M179	Oil Pump Feed Screw Washer ...	1
121	M180	Oil Release Spring ...	2
120	M181	Oil Release Spring Screw ...	1
122	M182	Oil Release Ball $\frac{1}{2}''$...	1
123	M185	Oil Pump Body Fixing Screw $\frac{1}{4}'' W \times \frac{7}{8}''$...	3
	M186	Oil Pump Body Fixing Screw $\frac{1}{4}'' \times \frac{9}{16}''$...	1
125	M187	Half Comp. Shaft ...	1
128	M188	Half Comp. Tongue Piece ...	1
129	M189	Half Comp. Tongue Piece Stud ...	1
127	M190	Half Comp. Tongue Piece Stud Nut ...	1
126	M191	Half Comp. Peg ...	1
124	M192	Half Comp. Lever Spindle ...	1
130	M193	Half Comp. Lever ...	1
29	M30	Nut $\frac{1}{4}''$...	1
30	M31	Flat Washer $\frac{1}{4}''$...	1
131	M194	Double Coil Spring Washer ...	1
132	M195	Magneto Drive Shaft with Sprockets ...	1
	M196	Magneto Drive Sprocket only ...	2
	M197	Magneto Drive Sprocket Rivet ...	4
133	M198	Magneto Shaft Key ...	1
19	M20	$\frac{3}{8}''$ Nut ...	1
134	M199	$\frac{1}{8}'' \times 1''$ Cotter Pin ...	1
27	M28	$\frac{3}{8}''$ Flat Washer ...	1
135	M200	Magneto Drive Fibre Coupling ...	1
136	M201	Magneto Drive Dog ...	1
138	M202	Magneto Base Plate ...	1
137	M203	Magneto Base Screws $\frac{1}{4}'' W \times \frac{9}{16}''$...	4
139	M204	Dynamo Chain Case ...	1
140	M205	Dynamo Chain Case Back Plate ...	1
146	M206	Locknut (Dynamo Chain Case) ...	2
	M207	Rivet for Locknut $\frac{3}{32}'' \times \frac{5}{16}''$ long ...	4

Illus. No.	Part No.	DESCRIPTION	No. Per Mach.
		TAPPET ASSEMBLY	
143	M221	Tappet Cover Tube Top	1
144	M222	Tappet Cover Tube Bottom	1
141	M223	Tappet Tube Flange	1
	M224	Tappet Tube Flange Washer	1
147	M225	Tappet Tube Stud (Top)	2
142	M226	Tappet Tube Stud Nut $\frac{5}{16}$ "	2
	M227	Tappet Tube Stud Sp. Washer $\frac{5}{16}$ "	2
145	M228	Tappet Tube Fibre Washer (Bottom)	1
	M229	Valve Push Rod with Ends	2
148	M230	Valve Push Rod Tube only	2
150	M231	Valve Push Rod Cup end (Top)	2
149	M232	Valve Push Rod Ball End (Bottom)	2
151	M233	Tappet Rod	2
152	M234	Tappet Rod Cap Nut	2
153	M235	Tappet Rod Lock Nut	2

ENGINE RODS AND LUGS

154	M251	Engine Rod L.H.	1
155	M252	Engine Rod R.H.	1
156	M253	Engine Rod Saddle L.H.	1
157	M254	Engine Rod Saddle R.H.	1
158	M255	Engine Rod Long $\frac{3}{8}$ " Nut	4
159	M256	Engine Lug. L.H.	1
160	M257	Engine Lug. R.H.	1
161	M258	Engine Lug. Screw $\frac{3}{8}$ " \times 2"	2
162	M259	Engine Lug. Screw $\frac{3}{8}$ " \times 3 $\frac{3}{8}$ "	2
163	M260	Engine Lug. Bush	2
164	M261	Engine Lug. Bolt $\frac{3}{8}$ " \times 4 $\frac{7}{16}$ "	1
19	M20	Engine Lug Bolt Nuts $\frac{3}{8}$ "	4
61	M104	$\frac{3}{8}$ " Spring Washer	10

EXHAUST PIPE AND SILENCER

165	M271	Exhaust Pipe R.H. Downswept	1
166	M272	Exhaust Pipe L.H. Downswept	1
168	M273	Exhaust Pipe R.H. Upswept	1
167	M274	Exhaust Pipe L.H. Upswept	1
169	M275	Exhaust Pipe Flange Nut	2
170	M276	Silencer	2
172	M277	Silencer Stay	2
171	M278	Silencer Clip	2
173	M279	Silencer Clip Bracket R.H.	1
174	M280	Silencer Clip Bracket L.H.	1
175	M281	Silencer Stay Fixing Screw $\frac{3}{8}$ " \times $\frac{5}{8}$ "	2
176	M282	Silencer Stay Clinch Bolt $\frac{5}{16}$ " \times 1"	2
176	M283	Silencer Clip Clinch Bolt $\frac{5}{16}$ " \times 1 $\frac{1}{4}$ "	2

Order
on this
number

DESCRIPTION

Illus. No.	Part No.		No. Per Mach.
		EXHAUST PIPE AND SILENCER—Continued	
177	M284	Silencer Bracket Fixing Bolt $\frac{1}{4}$ " \times $\frac{5}{8}$ "	2
61	M104	$\frac{3}{8}$ " Spring Washer	2
	M227	$\frac{5}{16}$ " Spring Washer	2
178	M285	$\frac{1}{4}$ " Spring Washer	2
142	M226	$\frac{5}{16}$ " Nut	4

CARBURETTER

	M301	Carburetter complete less Controls	1
179	M302	Mixing Chamber	1
180	M303	Jet Block and Barrel	1
181	M304	Mixing Chamber Top	1
182	M305	Mixing Chamber Cap Ring	1
183	M306	Mixing Chamber Cap Fixing Spring	1
184	M307	Screw for Fixing Spring	1
185	M308	Cable Adjuster	2
186	M309	Throttle Valve	1
190	M310	Throttle Valve Spring	1
187	M311	Throttle Valve Cotter Pin	1
188	M312	Taper Needle	1
189	M313	Taper Needle Clip	1
191	M314	Air Valve	1
192	M315	Air Valve Guide	1
193	M316	Air Valve Spring	1
194	M317	Needle Jet	1
195	M318	Main Jet	1
197	M319	Mixing Chamber Union Nut	1
198	M320	Mixing Chamber Union Nut Washer	1
199	M321	Pilot Air Adjus. Screw	1
200	M322	Pilot Air Adjus. Screw Spring	1
201	M323	Throttle Stop Screw	1
196	M324	Throttle Stop Screw Lock Nut	1
202	M325	Holding Bolt for Float Chamber	1
203	M326	Holding Bolt Fibre Washer	2
204	M327	Air Intake Tube	1
205	M328	Float Chamber Body	1
206	M329	Float Chamber Cover	1
207	M330	Float Chamber Cover Lock Screw	1
208	M331	Float Chamber Tickler complete	1
209	M332	Float Chamber Tickler only	1
210	M333	Float Chamber Tickler Spring	1
211	M334	Float Chamber Tickler Cotter Pin	1
212	M335	Float Chamber Tickler Stop	1
213	M336	Float	1
214	M337	Float Needle Valve	1
215	M338	Float Chamber Seating Lock Nut	1
216	M339	Float Chamber Seating Fibre Washer	1
217	M340	Float Chamber Petrol Union Nut	1
220	M341	Float Chamber Petrol Union Nipple	1
218	M342	Air Filter (Vokes)	1
219	M343	Twin Feed Adaptor	1

Illus. No.	Order on this number Part No.	DESCRIPTION	No. Per Mach.
FRAME AND REAR STAND			
221	M361	Front Frame	1
227	M362	Frame Head Ball Race	2
222	M363	Steel Ball $\frac{1}{4}$ "	42
223	M364	Grease Nipples	1
224	M365	Tank Bracket (Front)	1
225	M366	Tank Bracket Fixing Screw $\frac{5}{16}$ " \times 2" H.H.	1
142	M226	$\frac{5}{16}$ " Hex. Nut	1
226	M367	Inflator Clip	2
230	M368	$\frac{1}{4}$ " \times $\frac{1}{2}$ " H.H. Screw	2
178	M285	$\frac{1}{2}$ " Spring Washer	2
228	M369	Rear Frame R.H.	1
229	M370	Rear Frame L.H.	1
241	M371	Engine Plate R.H.	1
241	M372	Engine Plate L.H.	1
231	M373	Rear Stay Bolt (Top) $\frac{1}{2}$ " \times $3\frac{1}{2}$ "	1
232	M374	$\frac{1}{2}$ " Hex. Nut	2
233	M375	$\frac{1}{2}$ " Flat Washer	2
234	M376	Rear Frame Bolt $\frac{1}{2}$ " \times 9"	1
232	M374	$\frac{1}{2}$ " Hex. Nut	2
233	M375	$\frac{1}{2}$ " Flat Washer	1
236	M377	Rear Frame Bolt $\frac{7}{16}$ " \times $1\frac{3}{8}$ " H.H.	2
235	M378	$\frac{7}{16}$ " Hex. Nut	2
	M379	$\frac{7}{16}$ " Spring Washer	2
237	M380	$\frac{7}{16}$ " \times $5\frac{1}{2}$ " Engine Bolts	2
238	M381	$\frac{7}{16}$ " \times $6\frac{3}{8}$ " Engine Bolts	2
239	M382	$\frac{7}{16}$ " \times $6\frac{3}{4}$ " Engine Bolts	1
19	M20	$\frac{7}{16}$ " Hex. Nuts	8
61	M104	$\frac{7}{16}$ " Spring Washers	6
240	M383	Frame Distance Piece	1
242	M384	Rear Stand	1
243	M385	Rear Stand Spring	1
244	M386	Rear Stand Screw with Washer	2
	M387	Rear Stand Double Coil Spring Washer	2
142	M226	$\frac{5}{16}$ " Hex. Nut	2
245	M388	Rear Stand Rubber Stop	2

FOOTRESTS

247	M401	Footrest Bracket	2
246	M402	Footrest Bracket Bolt R.H. $\frac{3}{8}$ " \times $5\frac{3}{8}$ "	1
246	M403	Footrest Bracket Bolt L.H. $\frac{3}{8}$ " \times $5\frac{1}{8}$ "	1
19	M20	$\frac{3}{8}$ " Nut	4
248	M404	Footpad Hanger R.H.	1
249	M405	Footpad Hanger L.H.	1
251	M406	Footpad Rubber	2
61	M104	$\frac{3}{8}$ " Spring Washers	2
252	M407	Pillion Footrest	2
253	M408	Pillion Footrest Rubber	2

Illus. No.	Part No.	DESCRIPTION	No. Per Mach.
FOOTRESTS—Continued			
254	M409	Pillion Footrest Bolt	2
	M410	$\frac{3}{8}$ " D.C. Spring Washer	2
29	M30	$\frac{1}{4}$ " Nut	2
250	M411	$\frac{1}{8}$ " Flat Washer	2
30	M31	$\frac{1}{4}$ " Flat Washer	2
SADDLE			
256	M421	Saddle complete	1
	M422	Saddle Top complete	1
	M423	Saddle Nose Bolt complete	1
	M424	Seat Spring (Long)	15
	M425	Seat Spring (Short)	7
258	M426	Connecting Plate	1
257	M427	Saddle Main Spring	2
255	M428	Saddle Fixing Bolt (Bottom) $\frac{1}{4}$ " \times $1\frac{3}{8}$ "	2
260	M429	$\frac{3}{8}$ " \times $\frac{3}{4}$ " Dia. Spring Bolt Collar	1
259	M430	$\frac{7}{16}$ " \times $\frac{1}{16}$ " Dia. Nose Bolt Collar	2
29	M30	$\frac{1}{4}$ " Hex Nut	2
30	M31	$\frac{1}{4}$ " Flat Washer	2
178	M285	$\frac{1}{4}$ " Spring Washer	2
TANK			
261	M441	Tank less all fittings	1
262	M442	Tank Name Plates	2
263	M443	Tank Name Plates Screw $\frac{1}{8}$ " \times $\frac{1}{4}$ "	4
264	M444	Knee Grip Rubber R.H.	1
264	M445	Knee Grip Rubber L.H....	1
265	M446	Knee Grip Plate	2
230	M368	Knee Grip Fixing Screw $\frac{1}{4}$ " \times $\frac{1}{2}$ "	4
30	M31	$\frac{1}{4}$ " Flat Washer	16
176	M283	Tank Fixing Bolt Front $\frac{5}{16}$ " \times $1\frac{1}{4}$ "	2
250	M411	$\frac{5}{16}$ " Flat Washer	2
266	M447	Tank Rubber Bush (Front)	4
267	M448	Tank Fixing Bolt Rear $\frac{5}{16}$ " \times $3\frac{1}{8}$ "	1
142	M226	$\frac{5}{16}$ " Hex Nut	2
250	M411	$\frac{5}{16}$ " Flat Washer	2
268	M449	Cotter Pin $\frac{1}{16}$ " \times $\frac{3}{4}$ "	2
269	M450	Tank Rubber Bush (Rear)	2
270	M451	Petrol Tap	2
271	M452	Petrol Tap Leather Washer	2
	M453	Petrol Pipe	1
274	M454	Tank Filler Cap	1
	M455	Cotter Pin (Fixing Cap)	1
272	M456	Tank Cap Leather Washer	1
273	M457	Flexible Petrol Pipe	2

Illus. No.	Order on this number Part No.	DESCRIPTION	No. Per Mach.
CHAIN CASE AND TOOLBOX			
	M461	Front Chain Case complete with fittings	1
275	M462	Inner Front Chain Case only	1
277	M463	Outer Front Chain Case only	1
276	M464	Rear Chain Guard	1
278	M465	Rear Chain Guard Plate	1
279	M466	Front Chain Case Rubber Bush	1
282	M467	Chain Case Inspection Cap	1
280	M468	Inspection Cap Washer	1
285	M469	Drain Plug	1
286	M470	Drain Plug Washer	1
283	M471	Oil Drip Screw	1
281	M472	Oil Drip Screw Spring	1
288	M473	$\frac{3}{4}$ " Whit \times $1\frac{1}{8}$ " C.H. Screw	9
289	M474	$\frac{1}{4}$ " \times 26T \times $2\frac{1}{8}$ " C.H. Screw	2
29	M30	$\frac{1}{4}$ " Hex Nut	2
178	M285	$\frac{1}{4}$ " Spring Washer	2
290	M475	Chain Case Bracket (Bottom Rear)	1
284	M476	Chain Case Bracket (Bottom Front)	1
287	M477	Chain Case Bracket (Top)	1
177	M284	$\frac{1}{4}$ " \times $\frac{5}{8}$ " H.H. Screw	1
77	M122	$\frac{1}{4}$ " \times $\frac{1}{2}$ " H.H. Screw	2
291	M478	$\frac{1}{4}$ " Whit \times $\frac{3}{4}$ " H.H. Screw	1
29	M30	$\frac{1}{4}$ " Hex Nut	2
30	M31	$\frac{1}{4}$ " Flat Washer	7
178	M285	$\frac{1}{4}$ " Spring Washer	4
292	M479	$\frac{3}{8}$ " \times $\frac{3}{4}$ " Dia. Chain Case Collar	1
293	M480	Toolbox only	1
294	M481	Toolbox Lid Screw	1
295	M482	Toolbox Clips	2
230	M368	$\frac{1}{2}$ " \times $\frac{1}{2}$ " H.H. Screw	1
296	M483	$\frac{1}{4}$ " \times 1" H.H. Screw	3
29	M30	$\frac{1}{4}$ " Hex Nut	3
30	M31	$\frac{1}{4}$ " Flat Washer	2
178	M285	$\frac{1}{4}$ " Spring Washer	3

FRONT MUDGUARD & FRONT STAND

297	M491	Front Mudguard with Front Stay	1
298	M492	Centre Stay R.H.	1
299	M493	Centre Stay L.H....	1
300	M494	Front Mudguard Stay Bottom Fitting	1
301	M495	Front Number Plate	1
176	M282	$\frac{5}{16}$ " \times 1" H.H. Screw	2
176	M283	$\frac{5}{16}$ " \times $1\frac{1}{4}$ " screw H.H.	2
230	M368	$\frac{1}{4}$ " \times $\frac{1}{2}$ " H.H. Screw	2
177	M284	$\frac{1}{4}$ " \times $\frac{3}{8}$ " H.H. Screw	1
142	M226	$\frac{5}{16}$ " Hex Nut	4
	M227	$\frac{1}{8}$ " Spring Washer	4
29	M30	$\frac{1}{4}$ " Hex Nut	3

Illus. No.	Order on this number Part No.	DESCRIPTION	No. Per Mach.
FRONT MUDGUARD AND FRONT STAND—Continued			
178	M285	$\frac{1}{4}$ " Spring Washer	3
302	M496	$\frac{3}{16}$ " \times $\frac{1}{2}$ " H.H. Screw	2
303	M497	$\frac{3}{16}$ " Hex Nut	2
304	M498	$\frac{3}{16}$ " Spring Washer	2
305	M499	Front Stand	1
177	M284	$\frac{1}{4}$ " \times $\frac{5}{8}$ " H.H. Screw	2
306	M500	$\frac{1}{4}$ " Stand Nut	2
REAR MUDGUARD			
307	M511	Rear Mudguard with Tail Piece	1
308	M512	Rear Mudguard Bridge	1
309	M513	Rear Mudguard Stay R.H. Plain	1
310	M514	Rear Mudguard Stay L.H. with Clip	1
311	M515	Rear Mudguard Tail Piece Stay	2
312	M516	Rear Number Plate	1
313	M517	Lifting Loop	1
177	M284	$\frac{1}{4}$ " \times $\frac{5}{8}$ " H.H. Screw	6
77	M122	$\frac{1}{4}$ " \times $\frac{3}{4}$ " H.H. Screw	3
230	M368	$\frac{1}{4}$ " \times $\frac{1}{2}$ " H.H. Screw	2
29	M30	$\frac{1}{4}$ " Hex. Nuts	12
30	M31	$\frac{1}{4}$ " Flat Washer	9
178	M285	$\frac{1}{4}$ " Spring Washer	11
314	M518	$\frac{5}{16}$ " \times $1\frac{1}{8}$ " H.H. Screw (Special Head $\frac{1}{8}$ " thick)	2
315	M519	$\frac{3}{16}$ " \times $\frac{3}{4}$ " Dia. Distance Collar	2
142	M226	$\frac{5}{16}$ " Hex. Nut	2
	M227	$\frac{5}{16}$ " Spring Washer	2
	M228	Carrier	1
DOWTY OLEOMATIC FORK			
	M531	Fork complete	1
316	M532	Axle Fitting and Inner Tube L.H.	1
316	M533	Axle Fitting and Inner Tube R.H.	1
317	M534	Outer Tube complete L.H.	1
317	M535	Outer Tube complete R.H.	1
318	M536	Balance Pipe and Top Fittings	1
319	M537	Fork Crown Fitting	1
320	M538	Shroud	2
321	M539	Filler Plug	2
322	M540	Handlebar Lug Complete	1
323	M541	Piston	2
324	M542	Spacer	2
325	M543	Buffer (Cushion Dashpot)	2
327	M544	Lower Buffer (Cushion Rubber)	2
328	M545	Upper Bearing	2
329	M546	Packing Seal	2

Order on this number	Part No.	DESCRIPTION	No. Per Mach.
		DOWTY OLEOMATIC FORK—Continued	
326	M547	Scraper Ring	2
330	M548	Filler Plug. Static Seal	2
331	M549	Top Fitting Static Seal	2
332	M550	Piston Static Seal	2
333	M551	Piston Seal	2
334	M552	Inflation Valve Seal	1
335	M553	Inflation Valve Body	1
336	M554	Inflation Valve Core	1
338	M555	Inflation Valve Cap	1
339	M556	Fork Ball Race (Plated)	1
340	M557	Head Clip Ball Race	1
337	M558	Head Clip Ball Race Cover	1
341	M559	Head Clip Cotter Bolt	1
342	M560	Head Clip Cotter	1
343	M561	$\frac{3}{8}$ " Hex Nut	1
344	M562	$\frac{7}{16}$ " Simmonds Nut	2
345	M563	$\frac{7}{16}$ " Flat Washer	2
346	M564	Axle Cap	2
347	M565	Axle Cap Stud	4
348	M566	Axle Cap Stud Nut $\frac{5}{16}$ "	4
350	M567	$\frac{5}{16}$ " Spring Washer	8
349	M568	Shroud Screw	4
351	M569	Tecalemit Greaser $\frac{3}{16}$ "	2
352	M570	Fork Leg Clinch Bolt $\frac{5}{16}$ " \times $1\frac{3}{8}$ " H.H.	2
353	M571	Handlebar Cap	2
354	M572	Handlebar Clamp Bolt	4
355	M573	Top Lamp Bracket Bolt $\frac{5}{16}$ " \times $\frac{3}{4}$ " H.H.	2
356	M574	Fork Stem Damper Nut	1
357	M575	Steering Damper Knob	1
358	M576	Steering Damper Rod	1
359	M577	Steering Damper Cup	1
360	M578	Steering Damper Star Washer	1
361	M579	Steering Damper Ferrule and Spring Plate	1
362	M580	Steering Damper Location Plate	1
363	M581	Steering Damper Friction Disc	1
364	M582	Steering Damper Location Plate Stud	1
		GEAR BOX MOD. BAP—G7I	
	M601	Gear Box complete with Clutch	1
474	M602	Gear Fixing Bolt (Top) $\frac{1}{2}$ " \times 5"	1
232	M374	$\frac{1}{2}$ " Hex Nut	2
233	M375	$\frac{1}{2}$ " Flat Washer	2
475	M603	Gear Collar Top R.H. 1" \times $\frac{3}{16}$ "	1
476	M604	Gear Fixing Bolt Bottom $\frac{1}{2}$ " \times $5\frac{7}{8}$ "	1
	M374	$\frac{1}{2}$ " Hex Nut	2
477	M605	Gear Collar L.H. $1\frac{1}{4}$ " \times $1\frac{11}{8}$ " wide	1
478	M606	Gear Collar R.H. $1\frac{1}{4}$ " \times $\frac{11}{8}$ " wide	1
	M375	$\frac{1}{2}$ " Flat Washer	2
479	M607	Gear Adjusting Screw $\frac{5}{16}$ " \times 2"	2
142	M226	$\frac{5}{16}$ " Hex Nut	2

Illus. No.	Order on this number Part No.	DESCRIPTION	No. Per Mach.
GEAR BOX MODEL G71			
480	M608	Gear Box Shell (Bare)	1
485	M609	Gear Box Joint Washer... ..	1
487	M610	Gear Box Stud $\frac{5}{16}'' \times 1\frac{1}{16}''$	2
488	M611	Gear Box Stud $\frac{1}{2}'' \times 3\frac{1}{4}''$	1
489	M612	Gear Box Stud $\frac{5}{16}'' \times 3\frac{3}{16}''$	1
490	M613	Gear Box Stud $\frac{5}{16}'' \times 1\frac{1}{32}''$	1
472	M614	Gear Box Nut $\frac{1}{4}''$	4
473	M615	Gear Box Nut $\frac{5}{16}''$	5
491	M616	K.S. Case Stud $\frac{1}{4}'' \times 2\frac{1}{4}''$	2
492	M617	K.S. Case Stud $\frac{5}{16}'' \times 2''$	1
482	M618	K.S. Case	1
483	M619	K.S. Case Cover	1
486	M620	K.S. Case Cover Joint Washer... ..	1
493	M621	K.S. Case Filler Cap	1
494	M622	Mainshaft Nut (Clutch End)	1
495	M623	Mainshaft Nut Plain Washer (Clutch End)	1
467	M624	Mainshaft Nut Lock Washer (Clutch End)	1
497	M625	Mainshaft Bearing Washer (K.S. End)	1
498	M626	Bearing Retaining Ring (K.S. End)	1
499	M627	Mainshaft Bearing (20 x 52 x 15m.m.)	1
500	M628	Mainshaft	1
501	M629	Driving Sprocket 18T. $\frac{5}{8}'' \times \frac{3}{8}''$	1
461	M630	Sprocket Spacing Collar $\frac{1}{32}''$	1
462	M631	Driving Gear Bearing retaining ring	1
463	M632	Driving Gear Gland Washer	1
464	M633	Driving Gear Bearing Locating Ring	1
465	M634	Driving Gear Bearing Gland (rubber)... ..	1
466	M635	Driving Gear Nut	1
496	M636	Driving Gear Nut Lock Washer	1
470	M637	Driving Gear Bush complete 1 pr. 2 halves	1 pr.
468	M638	Driving Gear Bearing $1\frac{1}{2}'' \times 72 \times 17m.m.$	1
469	M639	Driving Gear 33T	1
471	M640	Mainshaft Sliding Gear 26 x 20T.	1
502	M641	3rd Gear Mainshaft 30T.	1
503	M642	Layshaft small gear 21T.	1
504	M643	2nd Gear Layshaft 28T.	1
505	M644	Layshaft Clutch Dog	1
506	M645	1st Gear Layshaft 34T.	1
507	M646	3rd Gear Layshaft 24T.	1
511	M647	Layshaft Spindle with Bushes	1
508			
&	M648	Layshaft Spindle Bush (fitted in shell and K.S. Case)	2
509			
510	M649	Layshaft Cover Washer (fitted in shell and K.S. Case)	1
512	M650	Mainshaft Nut (K.S. End)	1
513	M651	K.S. Lever (Folding Type)	1
514	M652	K.S. Lever Pedal (Folding Type)	1
515	M653	K.S. Lever Pinch Bolt	1
518	M654	K.S. Lever Folding pedal washer (spring)	1
517	M655	K.S. Lever Folding pedal washer (plain)	1

Classic Cycles Technical Resources

Order on this number	Part No.	DESCRIPTION	No. Per Mach.
		GEAR BOX MOD. G.71—Continued	
Illus. No.	Part No.		
516	M656	K.S. Lever Bolt Nut	1
520	M657	K.S. Lever Bolt Nut Washer	1
519	M658	K.S. Lever Folding Pedal Nut	1
521	M659	Driving Ratchet	1
522	M660	Ratchet Pinion Spring	1
523	M661	Ratchet Pinion Bush	1
524	M662	Ratchet Pinion	1
525	M663	K.S. Quadrant	1
526	M664	K.S. Spindle	1
527	M665	K.S. Spindle Bush (Inner)	1
528	M666	K.S. Spindle Bush (Outer)	1
529	M667	K.S. Spring	1
530	M668	K.S. Spring Pin (Fitted in K.S. Case Cover)	1
531	M669	K.S. Stop Peg Rubber	1
481	M670	K.S. Stop Peg	1
532	M671	Felt Oil Seal (Fitted against K.S. Bush)	1
534	M672	Oil Seal Retaining Washer (for above)	1
535	M673	Cam Shaft	1
536	M674	Cam Rollers	12
533	M675	Camshaft Bush fitted in gearbox shell	1
537	M676	Camshaft Cover Washer for above	1
540	M677	Camshaft Bush fitted in K.S. Case	1
539	M678	Operating Fork (Mainshaft)	1
538	M679	Operating Fork (Layshaft)	1
541	M680	Operating Fork Peg	2
542	M681	Operating Fork Peg Cotter Pin	2
543	M682	Gearbox Pawl	1
544	M683	Gearbox Pawl Bearing	1
545	M684	Gearbox Pawl Bearing Nut	1
546	M685	Gearbox Pawl Spring	1
547	M686	Gearbox Pawl Spring Plug	1
551	M687	Gear sector	1
552	M688	Gear sector Quadrant	1
549	M689	Gear sector Quadrant Rivet $\frac{3}{16}$ "	2
	M690	Gear sector Quadrant Rivet $\frac{1}{4}$ "	1
548	M691	Sector Spindle	1
	M692	Sector Spindle Bush (Fitted in K.S. Case)	1
555	M693	Sector Spindle Nut	1
550	M694	F.C. Ratchet	1
554	M695	F.C. Ratchet Sleeve	1
553	M696	F.C. Control Quadrant	1
558	M697	F.C. Pawl	1
556	M698	Pawl Operating Peg. on Footchange quadrant	1
563	M698A	Footchange Pawl Peg in Spring Box	1
564	M699	Spring Box	1
568	M700	Spring Box Cover	1
560	M701	Main Spring	2
561	M702	Main Spring Plate	2
559	M703	Pawl Spring	2
562	M704	Pawl Spring Plate	2
569	M705	F.C. Control Lever Bush	1
565	M706	F.C. Control Lever Bush Bolt	1

Order on this number	Part No.	DESCRIPTION	No. Per Mach.
		GEAR BOX MOD. G.71—Continued	
Illus. No.	Part No.		
570	M707	F.C. Control Lever	1
567	M708	F.C. Control Lever Rubber	1
566	M709	F.C. Control Lever Pin	1
571	M710	F.C. Control Lever Bolt	1
572	M711	F.C. Control Lever Bolt Nut	1
573	M712	F.C. Control Lever Bolt Washer	1
574	M713	Neutral Indicator (moveable)	1
575	M714	Neutral Indicator (Fitted on K.S. Case Cover)	1
576	M715	Sector Spindle Screw	1
577	M716	Sector Spindle Cover Washer	1
578	M717	Oil Seal Felt (Fitted in ratchet sleeve)	1
579	M718	Oil Seal Felt (Fitted against F.C. Bush)	1
580	M719	Clutch Case 3 plate type	1
581	M720	Clutch Spring Plate	1
582	M721	Clutch Spring Plate Thrust Cup	1
586	M722	Clutch Spring	5
583	M723	Clutch Spring Cup	5
584	M724	Clutch Spring Adj. Nut	5
585	M725	Clutch Spring Stud	5
587	M726	Clutch Centre	1
588	M727	Clutch Plain Plate	4
589	M728	Clutch Plate with Neoprene inserts	3
590	M729	Clutch Chain Wheel 43T. $\frac{1}{2} \times 305$	1
591	M730	Clutch Chain Wheel Bolt and Nut	6
592	M731	Buffer Cover Plate	6
593	M732	Buffer Rubbers	6
594	M733	Roller Race	1
595	M734	Clutch Rollers	24
599	M735	Roller Race Washer (thick) set	2
596	M736	Clutch Rod $11\frac{1}{2}$ "	1
597	M737	Clutch Operating Plunger	1
598	M738	Clutch Operating Lever	1
602	M739	Clutch Operating Lever Pin	1
600	M740	Clutch Operating Fork	1
601	M741	Clutch Operating Adj. Sleeve	1
603	M742	Clutch Operating Adj. Sleeve Cap.	1
604	M743	Clutch Operating Adj. Sleeve Cap Screw	1
606	M744	Clutch Lever Ball $\frac{1}{4}$ "	1
607	M745	Clutch Centre Distance Piece $\frac{1}{4}$ "	1
605	M746	Kickstarter Pedal Rubber	1
		CHAINS	
M751		Primary Chain $\frac{1}{2}$ " \times .305"	1
M752		Driving Chain $\frac{1}{8}$ " \times $\frac{3}{8}$ "	1
M753		Dynamo Chain	1
M754		Double Cranked Link $\frac{1}{2}$ " \times .305"	1
M755		Double Cranked Link $\frac{1}{8}$ " \times $\frac{3}{8}$ "	1
M756		Spring Clip Link $\frac{1}{2}$ " \times .305"	1
M757		Spring Clip Link $\frac{1}{8}$ " \times $\frac{3}{8}$ "	1
M758		Spring Clip Link Dynamo Chain	1
M759		Spring Only $\frac{1}{2}$ " \times .305"	1
M760		Spring Only $\frac{1}{8}$ " \times $\frac{3}{8}$ "	1

Order
on this
number

DESCRIPTION

Illus.
No.

Part
No.

No.
Per
Mach.

FRONT WHEEL AND BRAKE PARTS

	M771	Front Wheel complete	1
	M772	Front Wheel less Brake Parts	1
	M773	Front Hub complete	1
	M774	Front Hub less Brake Parts	1
368	M775	Front Wheel Rim	1
365	M776	Spoke 8/10 Gauge $\times 6\frac{5}{16}$ " long $\times 95^\circ$	10
365	M777	Spoke 8/10 Gauge $\times 6\frac{9}{16}$ " long $\times 78^\circ$	10
365	M778	Spoke 9/11 Gauge $\times 8\frac{1}{8}$ " long $\times 95^\circ$	20
366	M779	Nipple 8 Gauge	20
366	M780	Nipple 9 Gauge	20
369	M781	Hub Shell with Brake Drum	1
367	M782	Ball Journal	2
371	M783	Front Hub Spindle	1
370	M784	Felt Washer	2
372	M785	Distance Collars $\frac{1}{4}$ " wide	4
373	M786	Distance Collars $\frac{5}{8}$ " wide Brake Side	1
374	M787	Large Bearing Washer, Brake Side	1
375	M788	Dust Cover, Brake Side...	1
376	M789	Spindle Nut (Inner) Brake Side	1
376	M790	Spindle Nut (Outer) Brake Side	1
377	M791	Small Packing Washer (L.H. Side)	3
378	M792	Dust Cover Plate (L.H. Side)	1
379	M793	Spindle Nut (Long) L.H. Side	1
380	M794	Brake Plate with Cam Bush, Anchor Arm and Fulcrum Pin	1
381	M796	Fork Anchor Plate	1
383	M797	Rivet for Fork Anchor Plate	4
384	M798	Brake Cam with Nut and Washer	1
385	M799	Brake Cam Lever	1
386	M800	Grease Nipple	1
387	M801	Hub Lubricator	1
388	M802	Brake Shoe with Lining	2
389	M803	Brake Shoe Spring	2
390	M804	Brake Lining with Rivets	2
391	M805	Brake Lining Rivet	12

REAR WHEEL AND BRAKE PARTS

	M811	Rear Wheel complete	1
	M812	Real Wheel Less, Brake Parts	1
	M813	Real Wheel Less Brake, Sprocket and Cush Drive	1
	M815	Rear Hub complete	1
	M816	Rear Hub Less Brake	1
	M817	Rear Hub Less Brake, Sprocket and Cush Drive	1
392	M819	Hub Shell only	1
393	M820	Brake Drum and Sprocket	1
394	M821	Rim.WM 2.19 Chromium	1
395	M822	Spoke 8 Gauge $7\frac{7}{8}$ " long 78° L.H.	10
395	M823	Spoke 8 Gauge $7\frac{3}{4}$ " long 100° L.H.	10
395	M824	Spoke 9 Gauge $8\frac{1}{8}$ " Long 90° R.H.	20
396	M825	Nipple 8 Gauge	20

Order on this number	Part No.	DESCRIPTION	No. Per Mach.
		REAR WHEEL AND BRAKE PARTS—Continued	
396	M826	Nipple 9 Gauge	20
397	M827	Cush Drive Rubbers	6
398	M828	Cush Drive Lock Ring	1
399	M829	Cush Drive Bolts	3
400	M830	Cush Drive Bolts Small Nut	3
401	M831	Cush Drive Bolts Large Nut	3
402	M832	Brake Shoe with Lining	2
403	M833	Brake Lining with Rivet	2
404	M834	Brake Shoe Pad for Cam	2
405	M835	Brake Shoe Spring	2
406	M836	Brake Shoe Spring Anchor	2
409	M837	Hub Spindle	1
410	M838	Hub Ball Journal	2
407	M839	Oil Retaining Felt Washer	2
408	M840	Dust Cover R.H.... ..	1
411	M841	Distance Piece R.H.	1
412	M842	Dust Washer Brake Side	1
413	M843	Distance Piece, Brake Side	1
414	M844	Brake Cover Plate with Anchor Arm	1
415	M845	Operating Cam and Lever	1
	M846	Grease Nipple	1
418	M847	Hub Lubricator	1
416	M848	Hub Spindle Nut	2
417	M849	Hub Spindle Nut Washer	2
419	M850	Cam Chain Adjuster	2
421	M851	Rear Brake Pedal	1
420	M852	Rear Brake Pedal Stud	1
423	M853	Pedal Return Spring	1
426	M854	Grease Nipple	1
422	M855	Brake Rod with Fork End	1
424	M856	$\frac{1}{4}$ " Brake Pin	1
425	M857	$\frac{1}{16}$ " Cotter Pin	1
427	M858	Brake Adjustment Wing Nut	1
		SPEEDOMETER AND PARTS	
608	M871	Speedometer Complete	1
	M872	Speedometer Head	1
610	M873	Speedometer Cable Comp.	1
	M874	Speedometer Outer Cable	1
	M875	Speedometer Inner Wire	1
	M876	Speedometer Gear Box Comp.	1
	M877	Speedometer Gear Box Oil Seal	1
609	M878	Speedometer Bracket	1
	M879	Speedometer Light Comp.	1
	M880	Speedometer Bulb only	1
	M881	Speedometer Fixing Nuts $\frac{1}{4}$ "	2
	M882	Speedometer Spring Washer $\frac{1}{4}$ "	2
	M883	Speedometer Bracket Fixing Bolt $\frac{5}{16}$ " ... \times $\frac{7}{8}$ "	2
233	M375	Speedometer Bracket Fixing Flat Washer $\frac{5}{16}$ "	2
	M227	Speedometer Bracket Fixing Spring Washer $\frac{5}{16}$ "	2

Illus. No.	Order on this number Part No.	DESCRIPTION	No. Per Mach.
HANDLEBAR WITH CONTROLS & WIRES			
	M891	Handlebar Comp. with Controls and Wires	1
428	M892	Handlebar only	1
	M893	Twist Grip Comp.	1
429	M894	Twist Grip Body Top Half	1
430	M895	Twist Grip Body Bottom Half	1
431	M896	Twist Grip Sleeve and Rotor	1
432	M897	Twist Grip Friction Spring	1
433	M898	Twist Grip Friction Spring Screw	1
434	M899	Twist Grip Friction Spring Nut	1
435	M900	Twist Grip Cable Stop	1
436	M901	Twist Grip Body Screw	2
437	M902	Twist Grip Rubber	1
438	M903	Dummy Grip Rubber	1
	M904	Front Brake and Air Lever Comp	1
439	M905	Front Brake Lever	1
440	M906	Front Brake or Clutch Lever Fulcrum Pin	2
441	M907	Front Brake or Clutch Lever Fulcrum Nut	2
442	M908	Front Brake Lever Bracket	1
443	M909	Front Brake or Clutch Lever Clamp Screw (plain)	2
444	M910	Front Brake or Clutch Lever Clamp Screw (shouldered)	2
445	M911	Air Control Body	1
446	M912	Air Lever	1
447	M913	Air or Ignition Control Bolt	2
448	M914	Air or Ignition Control Spring Washer	2
449	M915	Air Control Cap	1
	M916	Clutch and Ignition Lever Comp	1
450	M917	Clutch Lever	1
451	M918	Clutch Lever Bracket	1
452	M919	Ignition Control Body	1
454	M920	Ignition Lever	1
453	M921	Ignition Control Cap	1
	M922	Valve Lifter Lever Comp	1
455	M923	Valve Lifter Lever	1
456	M924	Valve Lifter Lever Bracket	1
457	M925	Valve Lifter Lever Clamp	1
458	M926	Valve Lifter Lever Clamp Screw	2
459	M927	Valve Lifter Lever Fulcrum Pin	1
460	M928	Valve Lifter Lever Fulcrum Pin Nut	1
CONTROL WIRES			
	M930	Throttle Outer Cable with Cap	1
	M931	Throttle Inner Wire with Nipples	1
	M932	Front Brake Outer Cable with Caps	1
	M933	Front Brake Inner Wire with Nipples	1
	M934	Front Brake Adjusting Screw and Lock Nut $\frac{1}{4}$ "	1
	M935	Front Brake Fork End	1
	M936	Front Brake Fork End Pin & Split Pin	1
	M937	Air Outer Cable with Cap	1

Order on this number	Part No.	DESCRIPTION	No. Per Mach.
		CONTROL WIRES—Continued	
	M938	Air Inner Wire with Nipples	1
	M939	Clutch Outer Cable with Cap	1
	M940	Clutch Inner Wire with Nipples	1
	M941	Clutch Wire Adjusting Screw & Lock Nut $\frac{3}{8}$ "	1
	M942	Ignition Outer Cable with Caps	1
	M943	Ignition Inner Wire with Nipples	1
	M944	Ignition Wire Adjusting Screw & Lock Nut	1
	M945	Ignition Wire Rubber Cover	1
	M946	Ignition Wire Adaptor	1
	M947	Ignition Wire Spring	1
	M948	Valve Lifter Outer Cable with Caps	1
	M949	Valve Lifter Inner Wire with Nipples	1
	M950	Valve Lifter Adjusting Screw and Lock Nut	1
	M951	Valve Lifter Wire Rubber Cover	1
	M952	Rubber Tube for Front Brake Wire	1
	M953	Nipple (throttle, air, or ignition) Handlebar end	3
	M954	Nipple (throttle or air) Carburetter end	2
	M955	Nipple (Clutch) gear box end	1
	M956	Nipple (Clutch or Brake) Handlebar end	2
	M957	Nipple (Brake) wheel end	1
	M958	Nipple (Ignition) Magneto End... ..	1
	M959	Nipple (Valve Lifter) Handlebar End	1
	M960	Nipple (Valve Lifter) Engine End	1
		HEADLAMP. 1951 PATTERN. SEALED BEAM	
	M1009	Headlamp complete with wires and dipper switch	1
	M1010	Headlamp complete less wires	1
637	M1011	Rim Assembly	1
638	M1012	Reflector and Glass	1
639	M1013	Double contact adapter comp. with pilot bulb holder	1
	M1014	Headlamp bulb special No. 312	1
	M1015	Pilot Bulb 6v 3w S.B.C.	1
640	M1016	Ammeter	1
		DYNAMO E3L. LI-0	
641	M1071	Dynamo complete	1
	M1072	Dynamo Cover Band	1
	M1073	Dynamo Commutator Cover	1
	M1074	Dynamo Brush Set	1
	M1075	Dynamo Insulating Plate Comp. with Brush Gear	1
	M1076	Dynamo Spring set (Brush Tension)	1
	M1077	Dynamo Bearing (Commutator End)	1
	M1078	Dynamo Oiler Lubricator	1
	M1079	Dynamo Bearing (Drive End)	1
	M1080	Dynamo Bracket (Drive End)	1
	M1081	Dynamo Armature	1
	M1082	Dynamo Field Coils	1
	M1083	Dynamo Bracket (Commutator End)	1

Illus. No.	Order on this number Part No.	DESCRIPTION	No. Per Mach.
DYNAMO E3L. LI-O—Continued			
	M1084	Dynamo Sundry Parts set	1
642	M1085	Dynamo Fixing Band	1
643	M1086	Dynamo Fixing $\frac{1}{4}$ " Whit Screw	2
644	M1087	Dynamo Fixing Screw Collar	2
29	M31	Dynamo $\frac{1}{4}$ " Flat Washer	2
HEADLAMP SSU 700P			
	M981	Headlamp Comp. with Wires and Dipper Switch	1
	M982	Headlamp Comp. Less wires	1
	M983	Panel complete with Ammeter and Switch	1
630	M984	Panel only	1
631	M985	Switch complete	1
632	M986	Ammeter	1
636	M987	Rim Assembly	1
634	M988	Reflector only	1
635	M988A	Glass	1
	M989	Reflector Fixing Wire Spring	6
	M990	Unit Light	1
	M991	Adaptor Double Contact	1
	M992	Headlamp Fixing Screw	2
	M993	Headlamp Fixing Screw Washer	2
	M994	Headlamp Rim Fixing Screw	1
	M995	Panel Fixing Screws	3
633	M996	Dipper Switch complete with Wires	1
	M997	Dipper Switch Less wire	1
	M998	Dipper Switch Wire	1
	M999	Dipper Switch Cap	1
	M1000	Dipper Switch Clip with Bolt and Collars	1
	M1001	Rubber Sheath for Cables	4
	M1002	Set of Lighting Cables	1
624	M1003	Headlamp Fixing Stay R.H. Top	1
623	M1004	Headlamp Fixing Stay L.H. Top	1
626	M1005	Headlamp Fixing Stay R.H. Bottom	1
625	M1006	Headlamp Fixing Stay L.H. Bottom	1
	M1007	Headlamp Bulb Main	1
	M1008	Headlamp Bulb Pilot	1
355	M573	$\frac{5}{16}$ " \times $\frac{3}{4}$ " H.H. Screw top lamp bracket	2
	M227	$\frac{3}{16}$ " Spring Washer	2
250	M411	$\frac{5}{16}$ " Flat Washer	2
TAIL LAMP 467/2			
620	M1021	Tail lamp comp. with Wire	1
621	M1022	Tail lamp Body with Bulb Holder	1
	M1023	Tail lamp Glass with Cover	1
622	M1024	Tail lamp Cover Fixing Screw	1
	M1025	Gasket Glass Seating	1
	M1026	Grommet Cable	1
	M1027	Set of Sundries... ..	1 set
	M1028	Tail Lamp Bulb	1

Illus. No.	Order on this number Part No.	DESCRIPTION	No. Per Mach.
MAGNETO N.1/4 AO/O			
645	M1041	Magneto Complete	1
	M1042	Magneto Pickup	1
	M1043	Magneto Pickup Brush and Spring	1
	M1044	Magneto Contact Breaker Cover	1
	M1045	Magneto Contact Set	1
	M1046	Magneto Cam	1
	M1047	Magneto Control Parts (set)	1
	M1048	Magneto Spring and Pin (Contact Breaker Cover)	1
	M1049	Magneto Contact Breaker End Plate	1
	M1050	Magneto Armature	1
	M1051	Magneto Slip Ring	1
	M1052	Magneto Bearing (A.15)	1
	M1053	Magneto Brush, Spring and Holder	1
	M1054	Magneto Brush and Spring	1
	M1055	Magneto Spanner	1
	M1056	High Tension Wire with Plug Terminal	1
	M1057	Magneto Spindle Nut	1
	M1058	Magneto Spindle Nut Washer	1
	M1059	Rubber Sleeve for Control Wire	1
	M1060	Pillar and Spring for Contact Breaker Cap	1
	M1061	Magneto Base Plate	1
	M1062	Magneto Base Plate Fixing Screw	4
REGULATOR MC. R2			
615	M1091	Regulator complete	1
	M1092	Regulator Cover	1
616	M1093	Regulator Clip	2
230	M368	Regulator Clip Bolt $\frac{1}{4}$ " \times $\frac{1}{2}$ " H.H.	4
29	M30	Regulator Clip Bolt Nuts	4
BATTERY COMPLETE PUW7E/4			
611	M1094	Battery complete	1
	M1095	Battery Lid	1
614	M1096	Battery Platform	1
613	M1097	Battery Top Plate	1
612	M1098	Battery Bolt with Knurled Nut	2
HORN COMPLETE HF 1234			
617	M1101	Horn complete	1
619	M1102	Horn Push complete	1
618	M1103	Horn Bracket	1

Illus. No.	Order on this number Part No.	DESCRIPTION	No. Per Mach.
AUTO IGNITION UNIT AND PARTS			
1946-1949 only			
667	M1111	Auto Ignition Unit with Magneto Wheel comp.	1
	M1112	Auto Ignition Springs	2
	M1113	Magneto Shaft Large Bush	1
	M1114	Magneto Hollow Shaft with Bushes	1
	M1115	Magneto Hollow Shaft Bush (Small)	2
	M1116	Magneto Solid Shaft and Dog	1
	M1117	Dynamo Drive End with Sprocket	1
LEGSIELDS AND FITTINGS			
627	M1131	Leg Shields complete pair	1
628	M1132	Leg Shield Top Stays	2
628	M1133	Leg Shield Middle Stays	2
629	M1134	Leg Shield Bottom Stay	2
230	M368	$\frac{1}{4}$ " \times $\frac{1}{2}$ " H.H. Bolt	12
29	M30	$\frac{1}{4}$ " Nut	12
30	M31	$\frac{1}{4}$ " Flat Washer	12
178	M285	$\frac{1}{4}$ " Spring Washer	12
1951 MAGDYNO TYPE MO-IL			
646	M1135	Magdyno complete	1
	M1136	Magdyno less Dynamo	1
	M1137	Dynamo only	1
647	M1138	Magneto Earthing Brush and Spring	1
648	M1139	Magneto to Dynamo Gear (Fibre)	1
649	M1140	Magdyno Driving Shaft	1
650	M1141	Magdyno Driving Dog	1
651	M1142	Magdyno Fibre Coupling	1
652	M1143	Magdyno Strap Clamp	2
653	M1144	Magdyno Strap	1
654	M1145	Magdyno Strap Roller (Tapped)	1
655	M1146	Magdyno Strap Roller (Plain)	1
656	M1147	Magdyno Strap Bolt	1
657	M1148	Magdyno Strap Stud	2
658	M1149	Magdyno Shaft Bush	1
659	M1150	Friction Drive Boss	1
660	M1151	Outer Friction Plate	1
661	M1152	Mag to Dynamo Drive Star Spring	1
662	M1153	Mag Drive Locking Washer	1
663	M1154	Nut Mag Shaft	1
664	M1155	Dynamo Gear	1
665	M1156	Lockwasher Dynamo Shaft	1
666	M1157	Nut Dynamo Shaft	1

Order
on this
number



DESCRIPTION

Illus.
No.

Part
No.

No.
Per
Mach.

TOOLS AND ACCESSORIES

M1161	Toolroll with Tools	1
M1162	Toolroll only	1
M1163	Grease Gun	1
M1164	Pliers	1
M1165	Screw Driver	1
M1166	$\frac{3}{8}$ " x $\frac{7}{8}$ " W. Spanner	1
M1167	$\frac{5}{8}$ " W. Spanner	1
M1168	$\frac{1}{2}$ " x $\frac{3}{8}$ " W. Spanner	1
M1169	$\frac{1}{8}$ " W. Spanner	1
M1170	Box Spanner (Sparking Plug)	1
M1171	Tommy Bar	1
M1172	Tappet Spanners	1 pr.
M1173	Tappet Tube C Spanner	1
M1174	Inflator	1
M1175	Inflator Connection	1
M1176	Panther Valve Remover	1
M1177	Exhaust Nut Spanner	1
M1178	Valve Grinding Tool	1
M1179	Chain Rivet Extractor	1
M1180	Licence Holder comp.	1
M1181	Pillion Cushion	1
M1182	Panther Button Hole Badge	1
M1183	Frame Head Transfer (Top)	1
M1184	Frame Head Transfer (Bottom)	1
M1185	Letter Transfers for Number Plate	9
M1186	Number Transfers for Number Plate	9

PARTS & ACCESSORIES

Click on links below

[*Motorcycle Parts & Accessories*](#)

[*Dirt Bike Parts & Accessories*](#)

[*Cruiser Motorcycle Parts & Accessories*](#)

[*Japanese Motorcycle OEM Parts & Online Schematics*](#)

[*Save Up to 45% on Motorcycle Tires*](#)

[*JC Whitney Motorcycle Parts & Accessories*](#)

[*Motorcycle Gear Closeout Sale*](#)

[*Free Shipping On All Mini Bikes*](#)

[*Cycle Gear Free Shipping*](#)

[*Mega Motor Madness*](#)



[*www.ClassicCycles.org*](http://www.ClassicCycles.org)

Panther Model 100 Parts List Manual

Downloaded from: www.ClassicCycles.org