

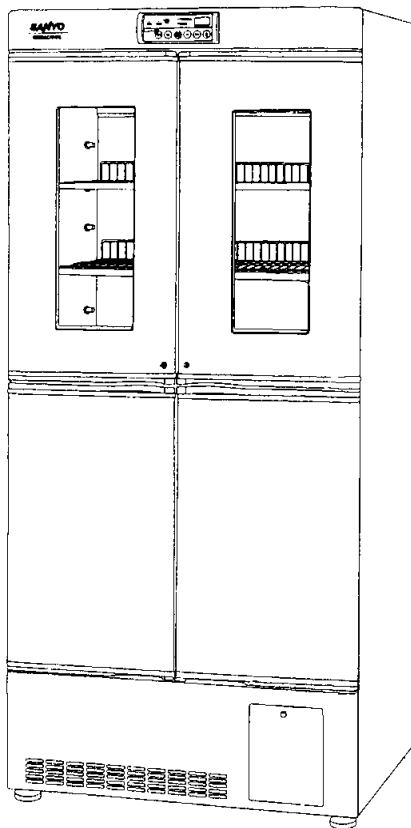
FILE NO.

PARTS LIST

PHARMACEUTICAL REFRIGERATOR

MPR-414F/FR

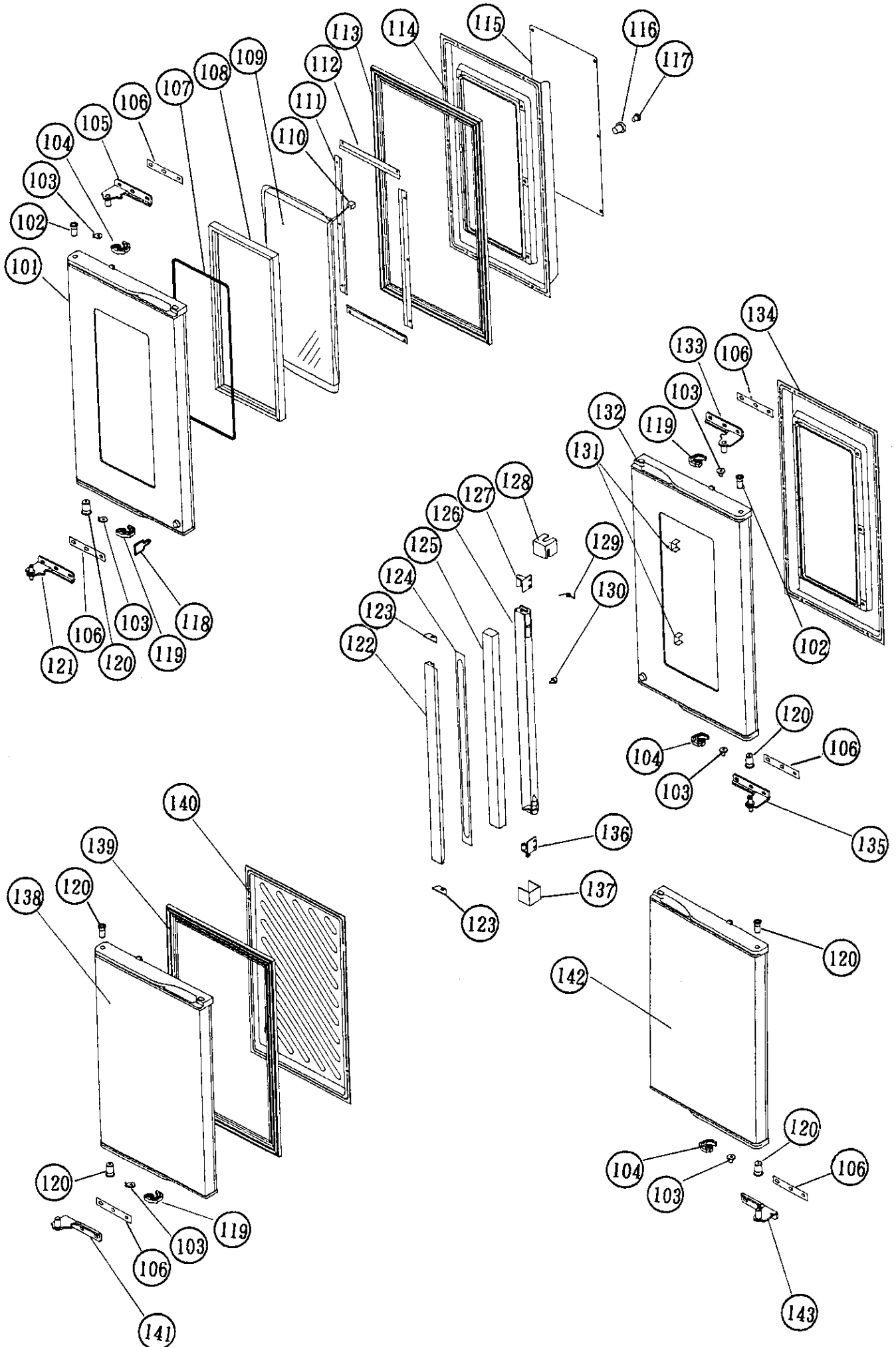
GENERAL



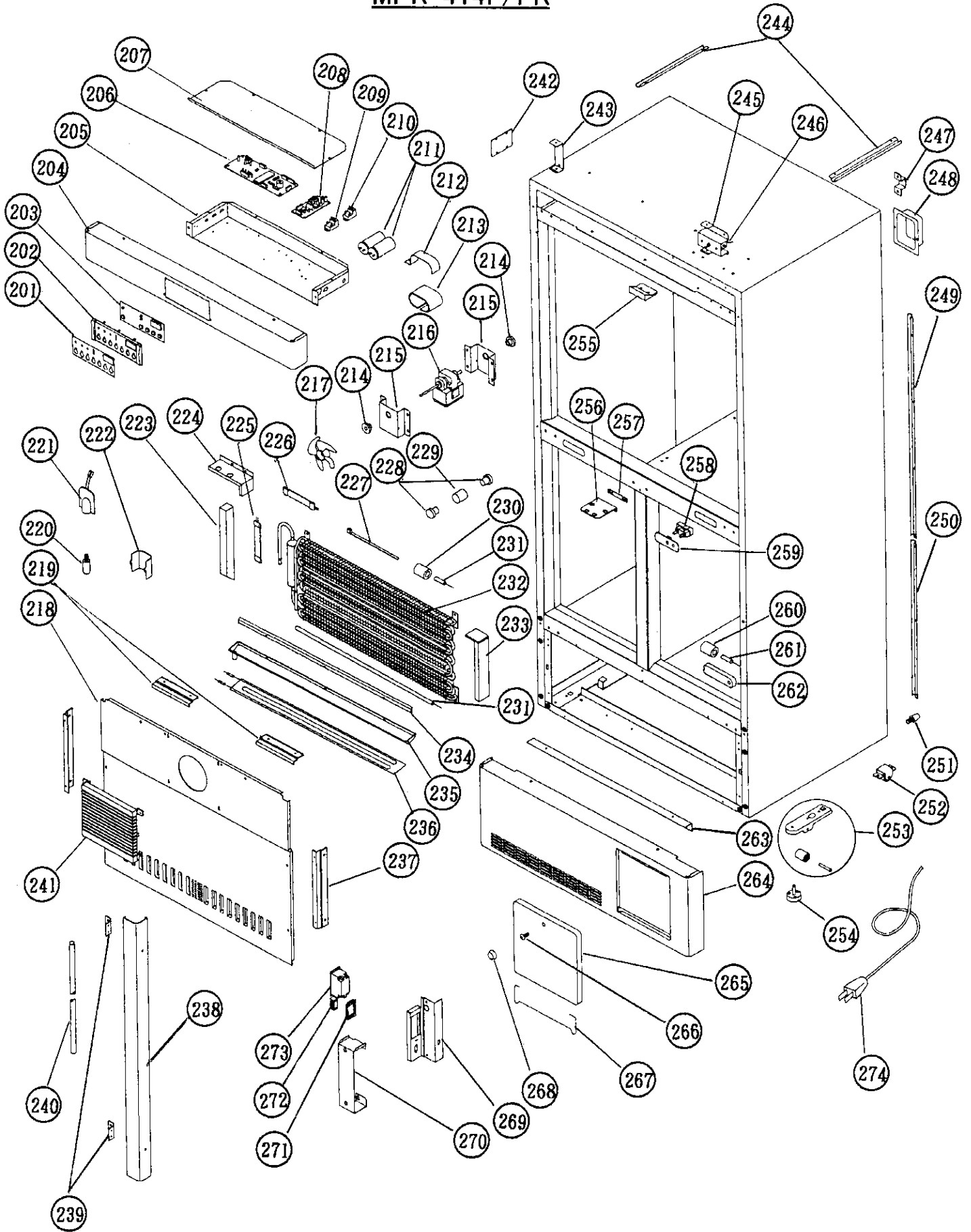
Product code no.

MPR-414F	115V, 60Hz, U3	823-278-51	U. S. A.
MPR-414F	220V, 50Hz, G3L	823-278-52	CHINA
MPR-414F	220V, 60Hz, K3	823-278-53	R. KOREA
MPR-414F	230V, 50Hz, K3	823-278-54	NETHERLAND
MPR-414F	230V, 50Hz	823-278-56	U. K.
MPR-414F	220V, 50Hz, K3	823-278-57	THAILAND
MPR-414F	110V, 60Hz, J3	823-278-58	TAIWAN
MPR-414FR	115V, 60Hz, U3	823-278-82	U. S. A.

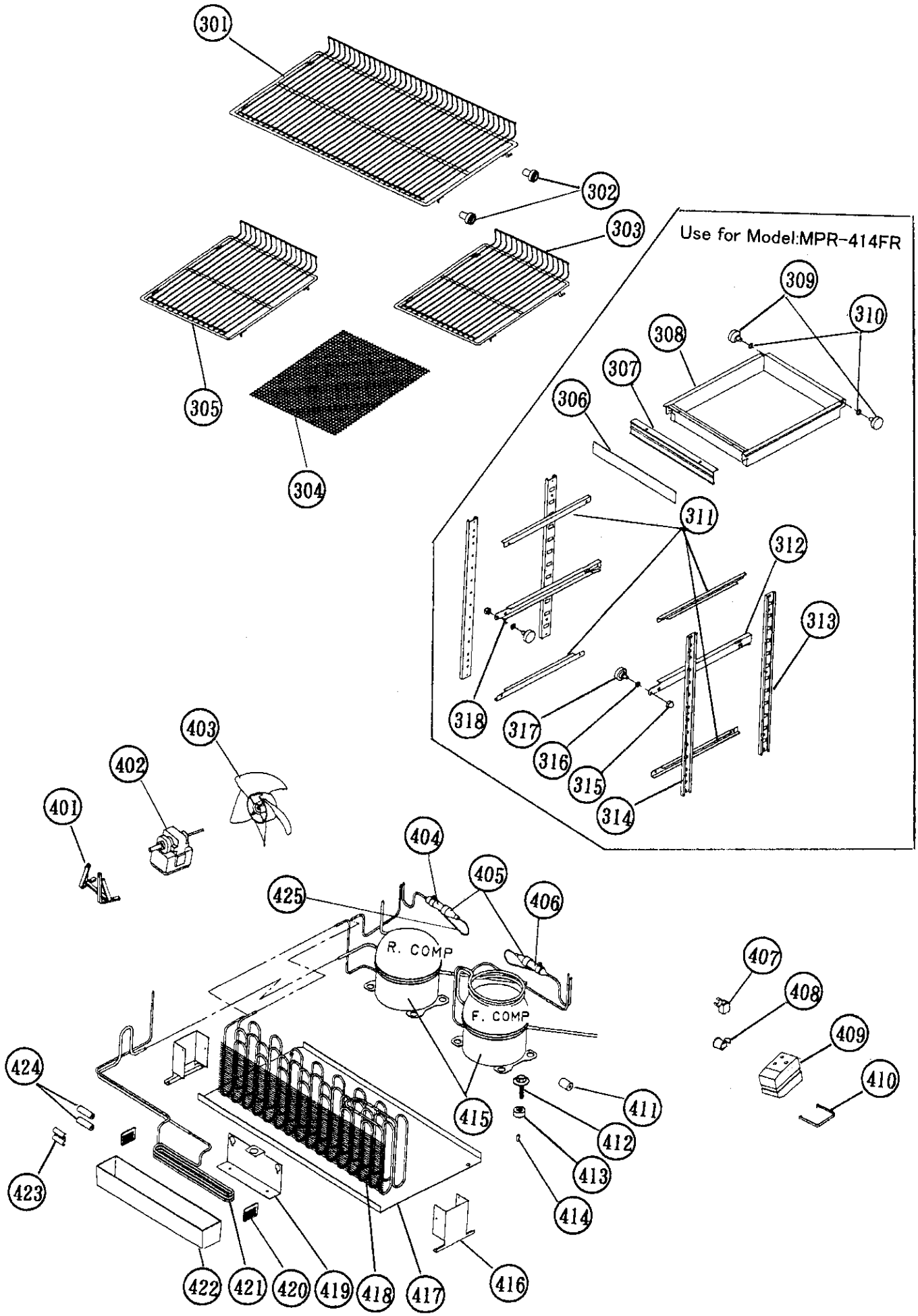
MPR-414F/FR



MPR-414F/FR

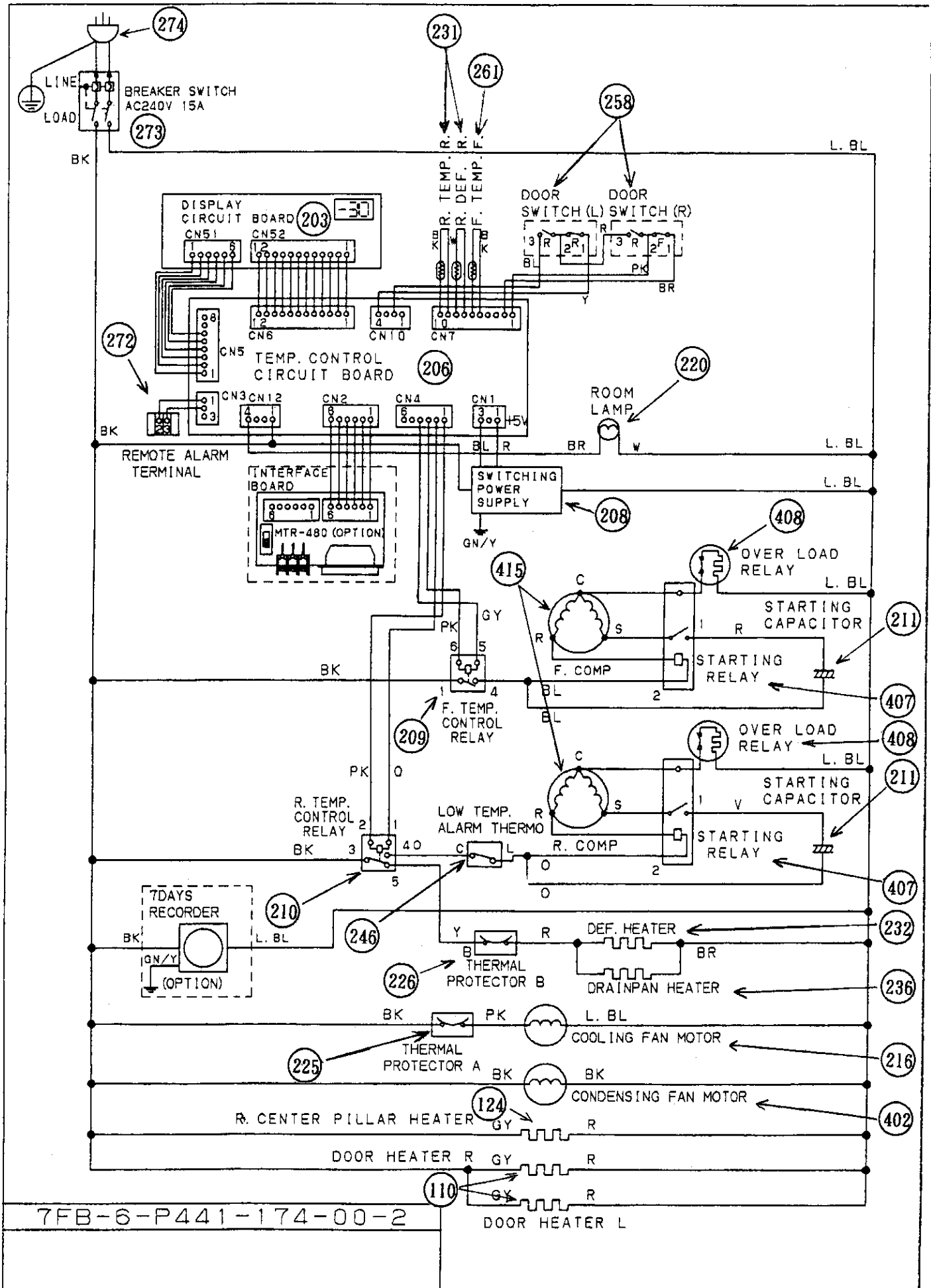


MPR-414F/FR



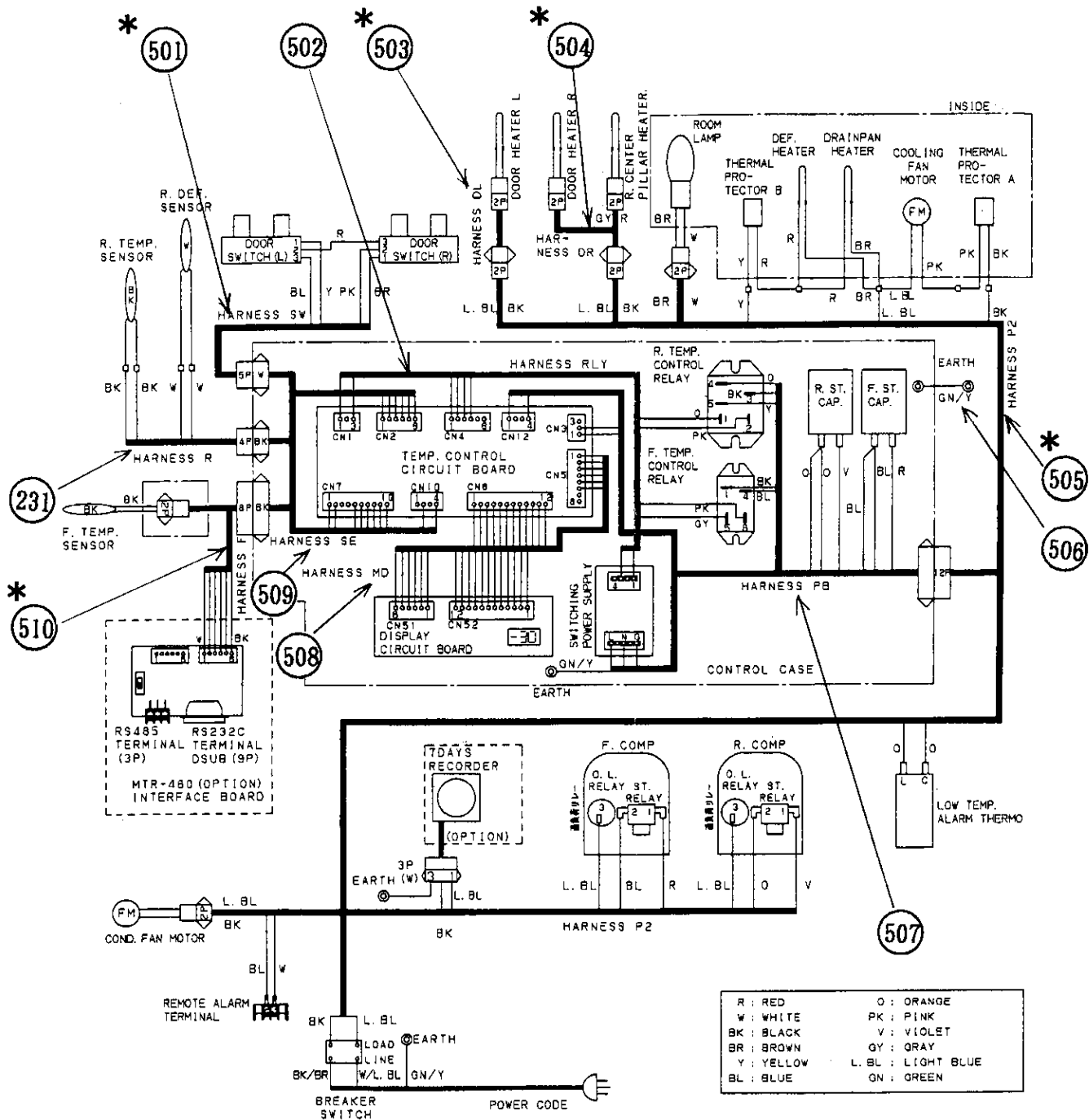
Circuit Diagram

MPR-414F/FR



MPR-414F/FR

Harnesses



Note:

The part with the sigh *cannot be replaced because it is built inside the foam insulation.



Parts inside the form assembly for outer cabinet





- No.501 Harness SW
- No.505 Harness P2
- No.510 Harness F

Parts inside the foam assembly for outer door



- No.503 Harness DL
- No.504 Harness DR

MPR-414F-414FR
















Note: The parts marked with  have special characteristics of safety, if replace the  marks, use only SANYO specified parts.

KEY No.	PART CODE	DESCRIPTION	110-115V 60Hz	220V 60Hz	220V 50Hz	230/240V 50Hz	REFERENCE No.
101	624 217 9917	FOAMED DOOR ASSY R-L	1	1	1	1	7FB0-3105-01701
102	624 181 7933	GROMMET	2	2	2	2	2FB2-3322-00100
103	624 177 4625	STOP DOOR	6	6	6	6	2FB2-3305-00101
104	624 178 4433	SUPPORT (BE)	3	3	3	3	2FB2-3221-00702
105	624 195 1538	HINGE T-L	1	1	1	1	7FB0-1320-00901
106	624 177 7176	SHIM	8	8	8	8	2FB2-1325-00200
107	624 195 1750	GLASS GASKET B	2	2	2	2	8232-3315-11606
108	624 218 5857	DOOR GLASS GASKET	2	2	2	2	7FB2-3315-00310
109	624 218 2511	DOOR GLASS ASSY	2	2	2	2	7FB0-3361-01300
 110	624 219 1438	DOOR HEATER (AC115V, 7.5W)	2	-	-	-	7FB4-H101-09602
 110	624 219 1445	DOOR HEATER (AC230V, 7.5W)	-	2	2	2	7FB4-H101-09603
111	624 028 5306	PLATE MTG	4	4	4	4	8232-3331-11100
112	624 028 5290	PLATE MTG	4	4	4	4	8232-3331-11000
113	624 195 1620	DOOR GASKET R	2	2	2	2	7FB0-3216-00400
114	624 196 6426	DOOR PANEL R-L	1	1	1	1	7FB2-3201-01601
115	624 195 4386	PROTECTOR	2	2	2	2	7FB2-3251-00100
116	624 027 1682	CLIP	12	12	12	12	8232-2326-10600
117	624 027 1668	CLIP	12	12	12	12	8232-2326-10500
118	624 076 4757	KEY	2	2	2	2	8312-3307-80600
119	624 178 4693	SUPPORT	3	3	3	3	2FB2-3221-00802
120	624 197 1604	GROMMET	6	6	6	6	7FB2-3322-00400
121	624 178 6123	HINGE F-B-L	1	1	1	1	2FB0-1320-00701
122	624 219 3210	CENTER PILLAR R	1	1	1	1	7FB2-3355-00201
123	624 189 7799	CTR PILLAR GUIDE RUBBER	2	2	2	2	2FB2-3355-01300
 124	624 197 2663	R CTR PILLAR HEATER 110-115V	1	-	-	-	7FB4-H101-02201
 124	624 196 5306	R CTR PILLAR HEATER 220-240V	-	1	1	1	7FB4-H101-02200
125	624 190 1922	INSULATION R	1	1	1	1	2FB2-3401-00400
126	624 189 5504	CENTER PILLAR R	1	1	1	1	2FB2-3355-00700
127	624 189 7775	CTR PILLAR HINGE T	1	1	1	1	2FB2-3357-00300
128	624 189 6754	CTR PILLAR CAP T	1	1	1	1	2FB2-3355-00800
129	624 184 4434	SPRING	1	1	1	1	2FB2-2366-00600
130	624 184 5929	BUMPER	1	1	1	1	8312-4306-11701
131	624 168 3262	PLATE MTG	2	2	2	2	8312-3357-10600
132	624 217 9900	FOAMED DOOR ASSY R-R	1	1	1	1	7FB0-3105-01601
133	624 177 5820	HINGE BOTTOM R	1	1	1	1	2FB0-1320-00401
134	624 195 1606	DOOR PANEL R-R	1	1	1	1	7FB2-3201-01600
135	624 178 6116	HINGE F-B-R	1	1	1	1	2FB0-1320-00601
136	624 189 7782	CTR PILLAR HINGE B	1	1	1	1	2FB2-3357-00400
137	624 189 6761	CTR PILLAR CAP B	1	1	1	1	2FB2-3355-00900
138	624 217 9931	FOAMED DOOR ASSY R-LB	1	1	1	1	7FB0-3105-00502



MPR-414F-414FR








Note: The parts marked with  have special characteristics of safety, if replace the  marks, use only SANYO specified parts.

KEY No.	PART CODE	DESCRIPTION	110-115V 60Hz	220V 60Hz	220V 50Hz	230/240V 50Hz	REFERENCE No.
139	624 195 1682	DOOR GASKET F	2	2	2	2	7FB0-3216-00500
140	624 195 1675	DOOR PANEL F	2	2	2	2	7FB2-3201-01700
141	624 177 5806	HINGE BOTTOM L	1	1	1	1	2FB0-1320-00301
142	624 217 9924	FOAMED DOOR ASSY F	1	1	1	1	7FB0-3104-02602
143	624 177 5783	HINGE B-R	1	1	1	1	2FB0-1320-00201



KEY No.	PART CODE	DESCRIPTION	110-115V 60Hz	220V 60Hz	220V 50Hz	230/240V 50Hz	REFERENCE No.	
	201	624 217 8873	PANEL SHEET	1	1	1	1	7FB2-6113-02351
	202	624 214 1013	CONTROL PANEL A	1	1	1	1	7FB2-1345-09100
	203	624 219 6198	DISPLAY PCB ASSY (PR-414F)	1	1	1	1	7FBS-9302-00515
	204	624 217 9979	CONTROL PANEL U ASSY	1	1	1	1	7FB0-1345-05401
	205	624 218 0098	ELEC BOX	1	1	1	1	7FB2-1313-03301
	206	624 219 6181	TEMP CONT PCB ASSY (PR-414F)	1	1	1	1	7FBS-9302-00514
	207	624 218 0081	ELEC CASE COVER	1	1	1	1	7FB2-1330-18101
	208	624 209 9277	SWITCHING POWER SUPPLY	1	1	1	1	7FB0-U202-05300
	209	624 001 4777	RELAY (G4W-11123T-U) DC12V	1	1	1	1	4-2329-42128
	210	624 195 3815	RELAY (G4F-1123T) 12VDC	1	1	1	1	7FB4-S202-02500
	211	626 120 2344	CAPACITOR (150MF,160VAC)	2	-	-	-	4-2239-60327
	211	626 120 2092	CAPACITOR (40MF-300VAC)	-	2	2	2	4-2239-60332
	212	624 173 2403	PLATE MTG	1	1	1	1	8232-5331-10401
	213	624 030 4113	SHIM	1	1	1	1	8232-5325-10700
	214	624 062 1999	GROMMET	2	2	2	2	8312-2322-12200
	215	624 027 2108	PLATE MTG	2	2	2	2	8232-2331-12300
	216	624 197 2670	FAN MOTOR (FL2-011B1M)	1	-	-	-	8230-5312-15502
	216	6241 692 417	FAN MOTOR (FL2-012BM5)	-	1	1	1	8230-5312-15501
	217	624 064 7821	FAN	1	1	1	1	8312-2350-10500
	218	624 027 4409	MULLION LINER	1	1	1	1	8232-2351-12501
	219	624 027 1125	COVER SUPPORT S	2	2	2	2	8232-2321-17200
	220	624 208 2965	LAMP (125V,10W) E17	1	-	-	-	7FB4-T301-00402
	220	624 208 2972	LAMP (250V,15W) E17	-	1	1	1	7FB4-T301-00403
	221	624 183 9430	LAMP SOCKET F	1	1	1	1	2FB4-J101-00113
	222	624 082 7148	SHIELD LIGHT	1	1	1	1	8312-5301-11600
	223	624 028 9304	SEAL	1	1	1	1	8232-4124-11500
	224	624 029 6487	PLATE SUPPORT	1	1	1	1	8232-4323-15100
	225	624 030 0641	THERMO PROTECTOR	1	1	1	1	8232-5102-10502
	226	624 030 0658	THERMO PROTECTOR	1	1	1	1	8232-5102-10503
	227	623 000 0452	CLAMPER LEAD WIRE (HP-6N)	3	3	3	3	3-9030-00508
	228	624 024 9698	CAP A	4	4	4	4	8232-1328-10200
	229	624 026 0839	INSULATION	3	3	3	3	8232-1403-10600
	230	624 030 5196	TUBE	1	1	1	1	8232-5330-15500




MPR-414F-414FR

Note: The parts marked with  have special characteristics of safety, if replace the  marks, use only SANYO specified parts.












KEY No.	PART CODE	DESCRIPTION	110-115V 60Hz	220V 60Hz	220V 50Hz	230/240V 50Hz	REFERENCE No.	
	231	624 218 8001	DEFROST SENSOR ASSY	1	1	1	1	7FB0-R501-01100
	232	624 195 8582	EVAPORATOR 110-120V	1	-	-	-	7FB0-4101-02301
	232	624 195 8599	EVAPORATOR 220-240V	-	1	1	1	7FB0-4101-02303
	233	624 028 9298	SEAL	1	1	1	1	8232-4124-11400
	234	624 026 9436	GASKET	1	1	1	1	8232-2315-11100
	235	624 026 5131	BUFFLE	1	1	1	1	8232-2201-12400
	236	624 030 2560	DRAIN PAN HEATER 110-120V	1	-	-	-	8232-5171-02101
	236	624 030 2584	DRAIN PAN HEATER 220-240V	-	1	1	1	8232-5171-02105
	237	624 027 0340	SUPPORT COVER	2	2	2	2	8232-2321-10300
	238	624 026 9177	SUCTION COVER	1	1	1	1	8232-2309-19900
	239	624 027 1934	PLATE MTG A	2	2	2	2	8232-2331-10700
	240	624 195 4218	DRAIN PAIPE	1	1	1	1	7FB2-9060-12404
	241	624 026 9160	FAN COVER	1	1	1	1	8232-2309-19800
	242	624 218 0074	COVER	1	1	1	1	7FB2-1330-18001
	243	624 218 0067	PLATE MTG L	1	1	1	1	7FB2-1331-44100
	244	624 195 1668	WIRE COVER	2	2	2	2	7FB2-2309-01900
	245	624 218 0050	PLATE MTG R	1	1	1	1	7FB2-1331-44000
	246	624 218 7967	THERMOSTAT (ATB-S1176)	1	1	1	1	7FB4-S401-03100
	247	624 159 0836	WALL BUMPER	2	2	2	2	K232-1341-11800
	248	624 205 5860	WIRE COVER	1	1	1	1	7FB2-1322-02601
	249	624 030 7527	COVER	1	1	1	1	8232-5332-12400
	250	624 197 0638	SENSOR COVER BTM	1	1	1	1	8232-5332-16200
	251	624 052 3507	LEG	2	2	2	2	8312-1110-10900
	252	624 218 7233	CASTER ASSY	2	2	2	2	7FB0-1311-00100
	253	624 210 1450	CASTER ASSY	2	2	2	2	2FBS-9302-00893
	254	624 197 3912	LEG	2	2	2	2	2FB2-1110-00800
	255	624 195 4324	CENTER PILLAR GUIDE	1	1	1	1	7FB2-3355-00100
	256	624 195 1569	PLATE LOCK	1	1	1	1	7FB2-1302-00201
	257	624 176 1182	SHIM LATCH A	2	2	2	2	7FB2-1325-00500
	258	624 195 3747	DOOR SWITCH	2	2	2	2	7FB4-S101-03100
	259	624 217 9948	SUPPORT	2	2	2	2	7FB2-1221-00900
	260	624 193 1301	SENSOR COVER	1	1	1	1	7FB2-9400-08402
	261	624 197 0881	THERMISTOR SENSOR	1	1	1	1	8230-5312-15603
	262	624 177 0641	COVER	1	1	1	1	7FB2-2309-00400
	263	624 195 1545	PLATE MTG T	1	1	1	1	7FB2-1331-15200
	264	624 217 9955	FRONT PANEL L	1	1	1	1	7FB2-1305-00901
	265	624 209 1578	COVER RECORDER	1	1	1	1	7FB2-1330-12901
	266	624 064 9436	PAN HEAD SCREW 4X10	3	3	3	3	8312-2362-18500
	267	624 209 1585	SHAFT COVER	1	1	1	1	7FB2-2363-02001
	268	624 062 2590	GROMMET (A)	3	3	3	3	8312-2322-16304

MPR-414F-414FR



Note: The parts marked with  have special characteristics of safety, if replace the  marks, use only SANYO specified parts.

KEY No.	PART CODE	DESCRIPTION	110-115V 60Hz	220V 60Hz	220V 50Hz	230/240V 50Hz	REFERENCE No.	
	269	624 218 0043	PLATE MTG ASSY	1	1	1	1	7FB0-1331-03201
	270	624 218 0265	COVER	1	1	1	1	7FB2-1330-18200
	271	624 220 1489	LABEL	1	1	1	1	7FB6-P481-19500
	272	624 209 4708	TERMINAL BASE	1	1	1	1	7FB4-J301-01100
	273	624 218 0005	SWITCH (BAME2152)	1	1	1	1	7FB4-S101-08500
	274	-	POWER CORD	1	1	1	1	-






KEY No.	PART CODE	DESCRIPTION	110-115V 60Hz	220V 60Hz	220V 50Hz	230/240V 50Hz	REFERENCE No.	
	301	624 195 1576	SHELF TOP	2	2	2	2	7FB2-2205-00601
	302	624 062 0558	SUPPORT	48	48	48	48	8312-2321-21700
	303	624 195 1590	SHELF F	1	1	1	1	7FB2-2205-00801
	304	624 196 3609	SLIT PLATE	2	2	2	2	7FB2-2220-00400
	305	624 195 1583	SHELF BOTTOM	3	3	3	3	7FB2-2205-00701

KEY No.	PART CODE	DESCRIPTION	110-115V 60Hz	220V 60Hz	220V 50Hz	230/240V 50Hz	REFERENCE No.	
	401	624 174 0910	SUPPORT	1	1	1	1	8232-1230-10201
	402	624 216 4043	FAN MOTOR (FL2-C021R1MP)	1	-	-	-	7FB0-W301-15317
	402	624 216 5958	FAN MOTOR (FL2-C021R5MP)	-	1	1	1	7FB0-W301-15318
	403	625 316 2540	FAN	1	1	1	1	5FL0-4230-00200
	404	624 218 0128	DRIER R	1	1	1	1	7FB2-4207-01002
	405	624 081 8900	GROMMET	2	2	2	2	8312-4322-10300
	406	624 218 0135	DRIER F	1	1	1	1	7FB2-4207-01003
	407	624 002 4875	STARTING RELAY (S85C)	2	-	-	-	4-2329-62652
	407	624 002 4943	STARTING RELAY (S38C)	-	2	2	-	4-2329-62659
	407	624 002 4615	STARTING RELAY (S32C)	-	-	-	2	4-2329-62626
	408	624 002 6947	OVERLOAD RELAY (P15KS)	2	-	-	-	4-2329-64501
	408	624 197 0966	OVERLOAD RELAY (P72HS)	-	2	2	-	4-2329-47081
	408	624 002 6909	OVERLOAD RELAY (P63AS)	-	-	-	2	4-2329-64497
	409	624 012 9655	COVER	2	2	2	2	8012-5338-11200
	410	624 012 9839	CLIP	2	2	2	2	8012-5340-10600
	411	627 094 8691	CUSHION PIPE A	2	2	2	2	8642-U930-00500
	412	624 064 8743	SCREW	8	8	8	8	8312-2362-13800
	413	624 081 8931	GROMMET	8	8	8	8	8312-4322-10500
	414	624 081 8061	SLEEVE	8	8	8	8	8312-4307-10300
	415	624 196 6884	COMPRESSOR (80116519)	2	-	-	-	8011-6519
	415	624 012 8436	COMPRESSOR (80116116)	-	2	2	-	8011-6116
	415	624 012 8412	COMPRESSOR (80116115)	-	-	-	2	8011-6115
	416	624 195 2528	PLATE SUPPORT	2	2	2	2	7FB2-4323-00800
	417	624 195 2504	PLATE CABINET BASE	1	1	1	1	7FB2-1201-01101

MPR-414F-414FR

Note: The parts marked with  have special characteristics of safety, if replace the  marks, use only SANYO specified parts.

KEY No.	PART CODE	DESCRIPTION	110-115V 60Hz	220V 60Hz	220V 50Hz	230/240V 50Hz	REFERENCE No.
418	624 195 2498	CONDENSER ASSY	2	2	2	2	7FB0-4102-01701
419	624 024 5461	SUPPORT	1	1	1	1	8232-1221-10701
420	624 029 6760	SHIM	2	2	2	2	8232-4325-10800
421	624 195 2511	TUBE EVAPORATION	1	1	1	1	7FB2-4201-00300
422	624 024 6406	TRAY DRAIN	1	1	1	1	8232-1307-10300
423	624 082 0408	CLAMP	1	1	1	1	8312-4327-10200
424	624 081 7378	ABSORBER TUBE	2	2	2	2	8312-4304-11500
425	624 206 8907	CAPILLARY TUBE (2.4X1.2X2500)	1	1	1	1	7FB2-4204-00101

KEY No.	PART CODE	DESCRIPTION	110-115V 60Hz	220V 60Hz	220V 50Hz	230/240V 50Hz	REFERENCE No.
	501	N. S. P. HARNESS SW	1	1	1	1	7FB0-W302-95100
	502	624 220 4138 HARNESS RLY	1	1	1	1	7FB0-W302-94400
	503	N. S. P. HARNESS DL	1	1	1	1	7FB0-W303-02600
	504	N. S. P. HARNESS DR	1	1	1	1	7FB0-W303-02500
	505	N. S. P. HARNESS P2	1	1	1	1	7FB0-W302-94300
	506	624 220 4183 GRUOND WIRE L:400 (GN/Y)	1	1	1	1	7FB4-W301-01322
	507	624 220 4145 HARNESS PB	1	1	1	1	7FB0-W302-94500
	508	624 220 4169 HARNESS MD	1	1	1	1	7FB0-W302-94700
	509	624 220 4152 HARNESS SE	1	1	1	1	7FB0-W302-94600
	510	N. S. P. HARNESS F	1	1	1	1	7FB0-W302-95000
	-	624 218 0142 INSTRUCTION MANUAL	1	1	1	1	7FB6-P101-33500