



SU-57 FLight Manual

Under Construction

Table Of Contents

Installation Instructions	0
RWR Operations	1
Key Commands	2
Weapons Description	3
Hud Description	4

Installation instructions


Tested and works on DCS WORLD VERSION 2.5.0-2.5.1

In Order to Successfully Install this MOD Please Install in this order
C:/User/ YourName/Saved Games/Your Version Of Dcs/Mods/Aircraft.

Special Note:


IF you do not see ether MODS or AIRCRAFT Folders Make Them.

RWR OPERATIONS



The SU-57 RWR Is Located on the Left MFD and can be turn on and off by changing MFD Pages By Hitting RShift H,The RWR Goes Active By Default After Turning on Your Electrical Power After StartUp By Hitting RShift L.

RWR SYMBOLOGY



SYMBOLOLOGY



Arrows Represent the altitude of the contact in compared to yours, Example (Above/Below).



A : Primary Threat

L : Long Range Radar

M :Secondary Threat

S : Short Range Radar

E : Early Warning Radar

W : Awacs Aircraft



Lock Warning: **Steady**



Incoming Missile: **Flashing!**

Key Commands

Radar Modes:TWS **Right Alt + I**

Radar Range by hitting: **- / +**

IRST Mode: **O**

Radar On/Off: **i**

Electrical System: **Right Shift L**

Landing Gear: **G**

Flaps :**F**


Airbrake :**B**

GearBrake :**W**

Drag Chute :**P**


Eject :**Shift+E** Multiple times.

NEW WEAPONS TYPES




KS-172 (RVV-L)

The Novator KS-172 is a Russian air-to-air missile designed as an "AWACS killer" at ranges up to 400 km.



R-77 RamJet (RVV-AE)

The R-77/RamJet missile are Russian medium and long range, active radar homing air-to-air missile systems. It is also known by its export model designation RVV-AE. It is the Russian counterpart to the American AIM-120 AMRAAM missile. There are two versions, there's the basic and the RamJet variant with longer range.



K-77M RVV-M: Smarter Missile From the R-77 Family, The K-77M Missile Has an AESA Seeker Head and Less Room For Error Against Decoys and Chaff.

HUD SYMBOLOGY

