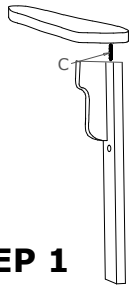


SHORELINE ADIRONDACK CHAIR

AD-0100

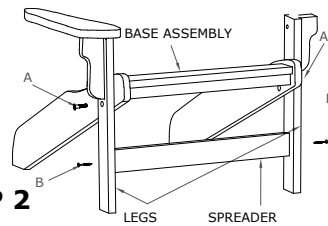
BREEZESTA™
Recycled Poly Furniture

STEP 1

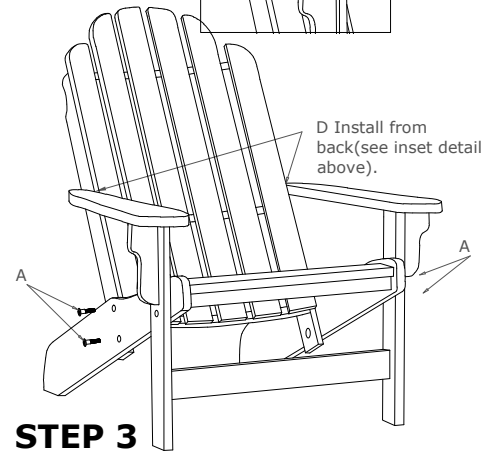
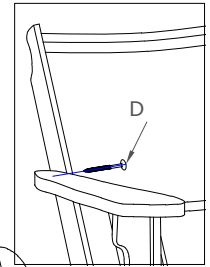


Attach front legs to the arms by inserting screw (c) into pre-drilled holes and twisting legs into arms till tight.

STEP 2



Attach spreader to legs with screws (B) as shown. Bolt legs with arms to base assembly using bolts (A).



STEP 3

Bolt back assembly to base assembly using 2 bolts (A) on each side as shown. Attach arm to seat back using Large Head Screws (D).

LIST OF PARTS

- Back Assembly (1)
- Base Assembly (1)
- Legs (2)
- Spreader (1)
- Arms (1R) (1L)
- Chair Bolts "A" (6)
- Colored Screws "B" (2)
- Screws "C" (2)
- Colored Screws "D" (2)
- Insert Bit Tool (1)

A-1.5"(6 pcs.)

B-1.5"(2 pcs.)painted

C-1.5"(2 pcs.)unpainted

D-3"(2 pcs.)painted