

APPENDIX I

REFERENCES

A-1. Publication Indexes

Military Publications:

Index of Doctrinal, Training, and Organizational Publications.

DA Pam 310-3

Index of Supply Catalogs and Supply Manuals

DA Pam 310-6

Index of Technical Manuals, Technical Bulletins, Supply Manuals
(types 7, 8, and 9), Supply Bulletins, Lubrication Orders, and
Modification Work Orders.

DA Pam 310-4

A-2. Form

DD Form 6, Report of Damaged or Improper Shipment (cut sheet)

APPENDIX II

REPAIR PARTS AND SPECIAL TOOL LISTS

Section I. PREFACE

B-1. General

This appendix is a list of:

- a. Items authorized for initial stockage at direct and general support maintenance and supply support activities.
- b. Repair parts recommended for the overhaul of one hundred components or end items of equipment.

B-2. Explanation of Columns

a. *Source, Maintenance and Recoverability Code (Col. 1).*

- (1) *Source (col. 1a).* Source codes used in this list are:

<i>Code</i>	<i>Explanation</i>
C	Obtain through local procurement. If not obtainable from local procurement, requisition through normal supply channels with a supporting statement of nonavailability from local procurement.
P	Applies to high mortality parts.
P1	Applies to low mortality parts.
X1	Requisition next higher assembly or component.

- (2) *Maintenance level (col. 1b).* Maintenance level codes used in this list are:

<i>Code</i>	<i>Explanation</i>
O	Organizational maintenance.
F	Direct support maintenance.
H	General support maintenance.
D	Depot maintenance.

- (3) *Recoverability (col. 1c).* Recoverability codes used in this list are:

<i>Code</i>	<i>Explanation</i>
R	Items which are economically repairable at direct and general support maintenance activities are normally furnished by supply on an exchange basis. Gages will be forwarded to Gage Laboratory in accordance with SB 9-75.

<i>Code</i>	<i>Explanation</i>
T	High dollar value recoverable items which are subject to special handling and are issued on an exchange basis. Such repair parts are normally repaired or overhauled at depot maintenance activities.

- b. *15-Day Maintenance Allowance (Col. 6).*

- (1) These factors represent the estimated average quantities required to provide maintenance and supply support for 100 equipments for a 15-day period under combat conditions.
- (2) Allowance factors inclosed in parentheses are "combat essential items" and must be stocked at all times regardless of demand.
- (3) Items indicated by an asterisk (*) will not be stocked. These items are to be requisitioned as required.

c. *Depot Maintenance Guide per 100 Equipments (Col. 7).* These factors represent the estimated quantities required to overhaul 100 components or end items of equipment.

B-3. Abbreviations and Symbols

a. Abbreviations.

<i>Abbreviations</i>	<i>Explanation</i>
bbl -----	barrel
br -----	bronze
cal. -----	caliber
cone-pt -----	cone point
dia -----	diameter(s)
fil-ck-hd -----	fillister countersunk head
fil-hd -----	fillister head
fl-fil-hd -----	flat fillister head
ft -----	feet (foot)
h -----	height (high)
hd -----	head
hex -----	hexagon(al)
id -----	inside diameter
in. -----	inch(es)
lg -----	length (long)
max -----	maximum
min -----	minimum

<i>Abbreviations</i>	<i>Explanation</i>
NC -----	American National Coarse Thread
NF -----	American National Fine Thread
no. -----	number(s)
nom -----	nominal
o/a -----	over-all
phos-ctd -----	phosphate coated
phos-fin. -----	phosphate finish
rd-hd -----	round head
S -----	steel
slot-dr-----	slot drive
sq -----	square
thd -----	thread(s)(ed)
thk -----	thick(ness)
UNF -----	Unified Fine Thread
VCI -----	volatile corrosion inhibitor
w -----	wide (width)
w/ -----	with
x -----	by (used between dimensions)

b. Symbols.

<i>Symbol</i>	<i>Explanation</i>
*	Indicates repair parts which may be required to perform authorized maintenance but not authorized for stockage in the prescribed load. These parts are to be requisitioned, as required for immediate use only.
()	Allowances inclosed in parentheses are "combat essential items." These items are of a critical nature and <i>must</i> be stocked at all times.

B-4. Suggestions and Recommendations

See chapter 1, paragraph 1-1

SECTION II. REPAIR PARTS AND SPECIAL TOOL LISTS

(1)			(2)	(3)	(4)	(5)	(6)		(7)	(8)	
Source, maintenance, and recoverability code			Federal stock No.	Description	Unit of issue	Quantity incorporated in unit	15-Day maintenance allowance per 100 equipments		Depot maintenance guide per 100 equipments	Illustration	
(a)	(b)	(c)					(a)	(b)		(a)	(b)
Source	Maintenance level	Recoverability					Direct support	General support		Figure No.	Item No.
REPAIR PARTS FOR:											
RIFLE, CALIBER .30, M1 M1C (SNIPERS) and M1D (SNIPERS)											
P1	O	---	1005-600-8868	APERTURE, SIGHT: (6008868)	20	1	(0.8)	(0.2)	10	5-53	3
P1	F	---	1005-600-8869	ARM, FOLLOWER: (6008869)	20	1	(0.4)	(0.1)	10	5-50	4
P1	F	---	1005-554-6000	BAND: lower front hand guard (5546000).	10	1	(0.2)	(0.1)	13	5-49	4
XI	---	---	-----	BARREL, MOUNT BASE AND RECEIVER ASSEMBLY: (7312563) (M1D only).	---	1	---	---	---	5-28	B
P1	D	---	1005-653-5448	BARREL, RIFLE: (6535448) (M1 and M1C only).	20	1	---	---	59	5-28	A1, C1
P1	D	---	1005-731-2553	BARREL AND MOUNT BASE ASSEMBLY: (7312553) (M1D only).	1	1	---	---	50	5-28	B1
XI	---	---	-----	BARREL AND RECEIVER ASSEMBLY: (6535464) (M1 only).	---	1	---	---	---	5-28	A
XI	---	---	-----	BARREL AND RECEIVER ASSEMBLY: (7312617) (M1C only).	---	1	---	---	---	5-28	C
				BARREL AND RECEIVER GROUP (M1).	---	---	---	---	---	1-2	9
P1	F	---	1005-554-6001	BASE: (5546001) -----	10	1	(0.4)	(0.1)	10	5-53	10
P1	F	---	1005-652-8287	BOLT, BREECH: (6528287) ---	5	1	(0.2)	(0.1)	19	5-51	4
X1	---	---	-----	BOLT ASSEMBLY: (5546023) --	---	1	---	---	---	1-2	4
										5-50	9
X1	---	---	-----	BRACKET: mount (7312600) (M1C only).	---	1	---	---	---	5-28	C5
P	F	---	1005-731-2554	BRACKET ASSEMBLY, MOUNTING: telescope mount (7312554) (M1D only).	1	1	(1.5)	(0.5)	3	1-6	2
										5-56	3
P1	D	---	1005-614-7465	CAP: (6147465) -----	20	1	---	---	5	5-49	1D4
P1	F	---	1005-554-6027	CATCH: operating rod (5546027).	20	1	(0.2)	(0.1)	10	5-50	5
X1	---	---	-----	CLAMP: (7312601) (M1C only)	---	1	---	---	---	5-55	2D
X1	---	---	-----	CLAMP: telescope support (7312602) (M1C only).	---	2	---	---	---	1-4	2
										5-55	4
P1	F	---	1005-600-8872	COVER, REAR SIGHT: (6008872).	20	1	(0.8)	(0.2)	12	5-53	5
P1	F	T	1005-653-5449	CYLINDER: (6535449) -----	10	1	(0.4)	(0.1)	25	5-54	4
P1	O	---	1005-554-6018	EJECTOR: trigger housing clip (5546018).	20	1	(0.2)	(0.1)	9	5-48	10
P1	O	---	1005-600-8616	EJECTOR, CARTRIDGE: (6008616).	20	1	(0.5)	(0.2)	13	5-51	2
P1	O	---	1005-953-9504	EXTRACTOR, CARTRIDGE: (7791578).	20	1	(0.8)	(0.2)	50	5-51	1
P1	F	---	1005-554-6013	FERRULE: (5546013) -----	20	1	0.2	0.1	8	5-49	1E3

(1) Source, maintenance, and recoverability code			(2) Federal stock No.	(3) Description	(4) Unit of issue	(5) Quantity incorporated in unit	(6) 15-Day maintenance allowance per 100 equipments		(7) Depot maintenance guide per 100 equipments	(8) Illustration	
(a) Source	(b) Maintenance level	(c) Recoverability					(a) Direct support	(b) General support		(a) Figure No.	(b) Item No.
P1	F	---	1005-554-6004	FOLLOWER: (5546004) -----	20	1	(0.2)	(0.1)	12	5-50	7A
XI	---	---	-----	FOLLOWER ASSEMBLY: (5546034).	---	1	---	---	---	5-50	7
				FOLLOWER GROUP	---	---	---	---	---	1-2	3
				GAS CYLINDER GROUP (M1 only).	---	---	---	---	---	1-2	7
P	O	---	1005-556-4245	GUARD, HAND, GUN: front (5564245).	20	1	(0.8)	(0.2)	48	5-49	2
P1	O	---	1005-554-6024	GUARD, HAND, GUN: rear (5546024) (M1 and M1C only).	20	1	(0.5)	(0.2)	55	5-49	5
P1	O	---	1005-731-2556	GUARD, HAND, GUN: rear (7312556) (M1D only).	20	1	(0.8)	(0.2)	55	1-6	6
										5-49	6
P1	F	---	1005-731-2631	GUARD, TRIGGER: trigger housing (7312631).	10	1	(0.1)	(0.1)	8	5-48	9
P1	F	---	1005-726-5215	GUIDE, BULLET: (7265215)---	10	1	(0.4)	(0.1)	27	5-50	6
				GUN HAND GUARD GROUP	---	---	---	---	---	1-2	8
P1	F	---	1005-554-6008	HAMMER: trigger housing (5546008).	10	1	(0.8)	(0.2)	12	5-48	7
P	F	---	1005-726-6434	HIDER, FLASH T37: (7266434) (M1C and M1D only).	1	1	0.8	0.2	20	5-54	2
P1	D	---	1005-652-8290	HOUSING: (6528290)-----	2	1	---	---	9	5-48	11
P1	F	---	1005-600-8883	HOUSING, HAMMER SPRING: (6008883).	20	1	(0.4)	(0.1)	10	5-48	3
XI	---	---	-----	HOUSING ASSEMBLY, TRIGGER: (6528297).	---	1	---	---	---	1-2	1
P	O	---	1005-731-2737	KNOB: windage (7312737) -----	20	1	(1.5)	(0.5)	24	5-53	1
P1	F	---	1005-554-6011	LATCH: (5546011)-----	20	1	(0.2)	(0.1)	5	5-52	2
				LATCH GROUP	---	---	---	---	---	1-2	5
P1	F	---	1005-726-5871	LOCK, GAS CYLINDER: (7265871) (M1 only).	20	1	(0.2)	(0.1)	5	5-54	3
XI	---	---	-----	MOUNT ASSEMBLY, TELESCOPE: (7312619).	---	1	---	---	---	1-4	4
P	F	---	1005-731-2621	PAD: cheek (7312621) (M1C and M1D only).	1	1	1.5	0.5	83	1-4	6
										1-6	5
										5-57	2
P1	O	---	1005-600-8879	PIN, FIRING: bolt assy (6008879).	20	1	(0.4)	(0.1)	10	5-51	4
P1	O	---	1005-501-3667	PIN, SHOULDER, HEADED: follower arm (5013667).	1	1	(0.8)	(0.2)	11	5-50	3
P	F	---	5315-058-6079	PIN, SPRING: S, phos-ctd, 1/8 dia, 1/2 lg, 0.028 thk (586079).	100	1	(2.0)	(1.0)	100	5-49	3
P	O	---	5315-501-3668	PIN, STRAIGHT, HEADED: S, fl-fil-hd, 0.187 max dia shank, 3/4 nom lg under hd (hammer) (5013668).	20	1	(1.3)	(0.4)	8	5-48	6
P1	F	---	5315-600-8878	PIN, STRAIGHT, HEADED: S, fil-hd, cone-pt end, 0.152 dia x 3.300 lg (clip latch) (6008878).	20	1	(0.2)	(0.1)	10	5-52	1

(1) Source, maintenance, and recoverability code			(2) Federal stock No.	(3) Description	(4) Unit of issue	(5) Quantity incorporated in unit	(6) 15-Day maintenance allowance per 100 equipments		(7) Depot maintenance guide per 100 equipments	(8) Illustration	
(a) Source	(b) Maintenance level	(c) Recoverability					(a) Direct support	(b) General support		(a) Figure No.	(b) Item No.
P1	D	---	5315-515-2865	PIN, STRAIGHT, HEADLESS: dowel, S, 0.126 x 100 (butt plate) (5152865).	20	1	---	---	3	5-49	1D1
P1	D	---	5315-731-2603	PIN, TAPERED, PLAIN: S, 0.149 dia, 7/16 lg, (mount bracket) (7312603) (M1C only).	10	2	---	---	200	5-28	C4
P	O	---	1005-819-4501	PIN, TRIGGER: (7791367) ----	20	1	(1.5)	(0.5)	24	5-48	1
P	O	---	1005-731-2738	PINION: elevating (7312738) ----	20	1	(1.5)	(0.5)	75	5-53	2
XI	---	---	-----	PLATE: butt (5564277) ----	---	1	---	---	---	5-49	1D5
P1	H	---	1005-556-4283	PLATE, BUTT, SHOULDER GUN STOCK: (5564283).	10	1	---	0.5	5	5-49	1D
P1	D	---	1005-515-2864	PLUNGER, BUTT PLATE: (5152864).	20	1	---	---	5	5-49	1D2
P1	O	---	1005-600-8618	PLUNGER, EXTRACTOR SPRING: (6008618).	20	1	(0.8)	(0.2)	12	5-51	3
P1	F	---	1005-600-8880	PLUNGER, HAMMER SPRING: (6008880).	20	1	(0.2)	(0.1)	4	5-48	5
XI	---	---	-----	REAR SIGHT GROUP-----	---	---	---	---	---	1-2	6
XI	---	---	-----	RECEIVER: (6528291) (M1 and M1D only).	---	1	---	---	---	5-28	A2, B2
XI	---	---	-----	RECEIVER: (7312604) (M1C only).	---	1	---	---	---	5-28	C2
XI	---	---	-----	RIFLE -----	---	---	---	---	---	1-4	7
P1	F	---	1005-556-4331	ROD: (5564331) -----	20	1	(0.4)	(0.1)	25	5-50	2
P1	F	T	1005-711-6203	ROD ASSEMBLY, OPERATING: (7790722).	25	1	(0.5)	(0.2)	7	5-50	8
P1	F	---	1005-554-6015	SAFETY, SMALL ARMS: trigger housing (5546015).	20	1	(0.4)	(0.1)	10	5-48	8
P1	O	---	1005-313-9441	SCREW: gas cylinder lock (7267797).	20	1	(0.8)	(0.2)	62	5-54	1
XI	---	---	-----	SCREW: locking, clamp (7312606) (M1C only).	---	2	---	---	---	5-55	2A
P1	F	---	1005-614-6873	SCREW, BUTT PLATE, SMALL: (6146873).	20	1	0.8	0.2	5	5-49	1C
P1	D	---	5305-731-2607	SCREW, CAP, SOCKET HEAD: S, phos-fin., fl-fil-hd, no. 10 (0.190)-32NF-3 x 9/32 lg (mount bracket) (7312607) (M1C only)	10	3	---	---	50	5-28	C3
C	F	---	5305-983-6649	SCREW, CAP, SOCKET HEAD: S, phos-fin., no. 6 (0.138)-40NF-3A full thd, fl-fil-hd, 0.138 max h x 0.226 max dia, 3/8 lg under hd, 3/32 hex socket (hinge locking) (96906-35460-2) (M1D only).	10	2	0.8	0.2	10	1-6 5-56	1 1

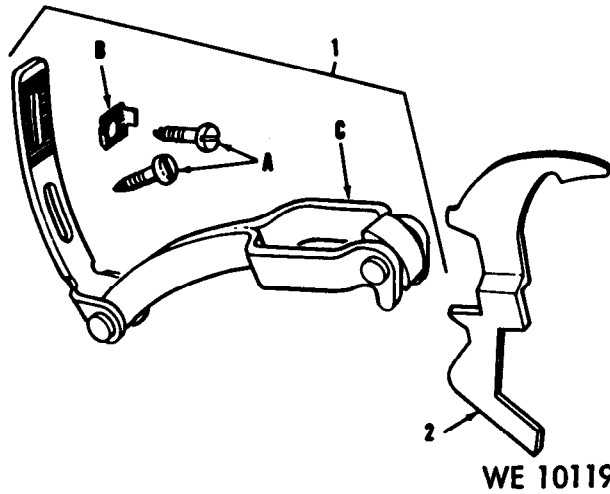
(1) Source, maintenance, and recoverability code			(2) Federal stock No.	(3) Description	(4) Unit of issue	(5) Quantity incorporated in unit	(6) 15-Day maintenance allowance per 100 equipments		(7) Depot maintenance guide per 100 equipments	(8) Illustration	
(a) Source	(b) Maintenance level	(c) Recoverability					(a) Direct support	(b) General support		(a) Figure No.	(b) Item No.
P1	F	---	5305-269-6419	SCREW, CAP, SOCKET HEAD: S, phos-ctd, fl-fil-hd, hex socket, 1/4-28UNF-3A x 1/2 (front sight) (96906-35460-21).	100	1	(0.4)	(0.1)	15	5-54	7
P1	O	---	5305-501-3678	SCREW, MACHINE: S, fil-hd, no. 10 (0.190)-32NF-2 x 0.700 max lg (stacking swivel) (5013678).	20	1	0.4	0.1	45	5-54	5
P1	F	---	5305-501-3677	SCREW, MACHINE: S, fil-hd, no. 10 (0.190)-32NF-2 x 0.520 max lg (stock ferrule) (5013677).	20	1	0.2	0.1	18	5-49	1E1
P1	F	---	5305-600-8881	SCREW, MACHINE: S, phos-ctd, fil-ck-hd, slot drive, no. 12 (0.216)-28NF-2A, 3.171 lg (butt swivel) (6008881).	20	1	0.5	0.2	12	5-49	1A
P1	D	---	5305-731-2615	SCREW, MACHINE: S, phos-fin., fl-fil-hd, no. 2 (0.086)-56NC-3 (7312615) (M1C only).	10	2	---	---	2	5-55	2B
P1	F	---	5305-013-0611	SCREW, WOOD: rd-hd, br, slot dr, no. 7 (0.151) nom dia, 1/2 lg (130611) (M1C and M1D only).	100	2	0.4	0.1	10	1-4 1-6 5-57	5 4 1
P1	D	---	5305-731-2623	SETSCREW: S, phos-fin., fil-hd, no. 6 (0.138)-40NF-3 x 13/32 lg (support clamp) (7312623) (M1C only).	10	4	---	---	6	1-4 5-55	1 3
P1	F	---	1005-614-7427	SIGHT, FRONT: (6147427) ----	20	1	(0.2)	(0.1)	12	5-54	8
P1	F	---	1005-554-6017	SLIDE: (5546017)-----	20	1	(0.2)	(0.1)	10	5-50	7B
				SLIDE CLAMP GROUP (M1C only).	---	---	---	---	---	5-55	2E
X1	---	---	-----	SLIDE ASSEMBLY: mount bracket (7312618) (M1C only).	---	1	---	---	---	5-55	2
P1	D	---	1005-731-2614	SPRING, HELICAL, COMPRESSION: 6 coils, slide clamp (7312614) (M1C only).	10	2	---	---	4	5-55	2C
P1	O	---	1005-600-8885	SPRING, HELICAL, COMPRESSION: 6-7/8 coils, clip latch (6008885).	20	1	(0.4)	(0.1)	15	5-52	3
P1	D	---	1005-515-2863	SPRING, HELICAL, COMPRESSION: 8 coils, butt plate plunger (5152863).	20	1	---	---	57	5-49	1D3
P	O	---	1005-600-8887	SPRING, HELICAL, COMPRESSION: 20 coils, hammer (6008887).	20	1	(1.0)	(0.3)	12	5-48	4
P1	O	---	1005-614-7568	SPRING, HELICAL, COMPRESSION: 200 total coils, operating rod (6147568).	20	1	(0.4)	(0.1)	46	5-50	1
X1	---	---	-----	STOCK: (6535466)-----	---	1	---	---	---	5-49	1E4

(1) Source, maintenance, and recoverability code			(2) Federal stock No.	(3) Description	(4) Unit of issue	(5) Quantity incorporated in unit	(6) 15-Day maintenance allowance per 100 equipments		(7) Depot maintenance guide per 100 equipments	(8) Illustration	
(a) Source	(b) Maintenance level	(c) Recoverability					(a) Direct support	(b) General support		(a) Figure No.	(b) Item No.
P1	F	---	1005-653-5467	STOCK, GUN SHOULDER: (6535467).	20	1	(0.4)	(0.1)	35	5-49	1E
XI	---	---	-----	STOCK ASSEMBLY (6535468) --	---	1	---	---	---	1-2	2
P1	F	---	1005-600-8889	SWIVEL: stock (6008889)-----	10	1	0.4	0.1	10	5-49	1B
P1	O	---	1005-600-8891	SWIVEL, STACKING: gas cylinder (6008891).	20	1	0.8	0.2	20	5-54	6
P1	F	---	1005-600-8890	SWIVEL, STOCK: (6008890)---	20	1	0.4	0.1	3	5-49	1E2
P1	H	R	1240-759-7774	TELESCOPE: M84 (7597774) (M1C and M1D only).	1	1	---	(1.0)	4	1-4	3
										1-6	3
										5-55	1
										5-56	2
P1	O	---	1005-554-6026	TRIGGER: trigger housing (5546026).	20	1	(0.2)	(0.1)	10	5-48	2
				KIT, WINTER TRIGGER:							
XI	---	---	-----	LEVER: (7791211) -----	---	---	---	---	---	B-1	1C
P1	O	---	1005-778-0580	SAFETY, WINTER: (7790903)	1	---	(0.4)	---	---	B-1	2
P1	O	---	5305-990-6435	SCREW, TAPPING, THREAD FORMING: (7791415)	2	2	(0.8)	---	---	B-1	1A
P1	O	---	1005-775-0364	TRIGGER ASSEMBLY, WINTER: M5 (7790808)	1	1	(0.4)	---	---	B-1	1
P1	O	---	1005-010-5022	WASHER, HINGE RETAINING: trigger assembly (7791237)	10	1	(0.1)	---	---	B-1	1B
				MATERIAL FOR REPAIR OF WOODEN COMPONENTS							
P	H	---	1005-523-3523	SCREW: (5233523) -----	20	---	---	*	*	-	-
P1	H	---	1005-719-0954	SCREW, STOCK REPAIR, SMALL: br (7190954)	10	---	---	*	*	-	-
				SPECIAL PACKAGING MATERIAL							
				The volatile corrosion in- hibitor listed below is required when the Major Item is packaged for storage purposes.							
			1005-336-0211	BAG, BARRIER, VCI TREATED: (7265933)	50	---	---	---	100	-	-
			1005-018-3254	CAP, REAR SIGHT ELEVATING KNOB: (7791345)	10	---	---	---	100	-	-
			1005-875-9765	PROTECTOR, HANDLE: (7790231)	100	---	---	---	100	-	-
			1005-875-9767	PROTECTOR, MUZZLE: plastic (7791037)	100	---	---	---	100	-	-
			1005-336-0212	TUBE, BORE, VCI TREATED: (7266316)	500	---	---	---	100	-	-

(1) Source, maintenance, and recoverability code			(2) Federal stock No.	(3) Description	(4) Unit of issue	(5) Quantity incorporated in unit	(6) 15-Day maintenance allowance per 100 equipments		(7) Depot maintenance guide per 100 equipments	(8) Illustration	
(a) Source	(b) Maintenance level	(c) Recoverability					(a) Direct support	(b) General support		(a) Figure No.	(b) Item No.
				TOOLS AND EQUIPMENT AUTHORIZED FOR UNIT REPLACEMENT							
				RIFLE, CALIBER .30, M1, M1C (SNIPERS) and M1D (SNIPERS)							
			1005-556-4174	BRUSH, CLEANING, SMALL ARMS: bore (5564174)	10	---	-	---	---	-	-
			1005-691-1381	BRUSH, CLEANING, SMALL ARMS: chamber (7790582)	10	---	-	---	---	-	-
			1005-694-1662	BUFFER, CLEANING ROD: (7268275)	100	---	-	---	---	-	-
			1240-763-1596	CASE, TELESCOPE: M84 (7631596) (M1C and M1D only)	10	---	-	---	---	-	-
			1005-791-3377	CASE, LUBRICANT: (7790995)	72	---	-	---	---	-	-
			1005-650-4510	CASE, SMALL ARMS CLEANING ROD: (7267754)	10	---	-	---	---	-	-
			1005-722-8907	ENVELOPE: fabric, 2-button, 3 h x 4-7/8 w (7228907)	10	---	-	---	---	-	-
			4933-652-9950	EXTRACTOR, RUPTURED CARTRIDGE CASE: (7790352)	1	---	-	---	---	-	-
			1005-793-8761	HANDLE ASSEMBLY: cleaning rod (7266115)	1	---	-	---	---	-	-
			4933-628-9700	REFLECTOR, GUN BARREL: (7790138)	1	---	-	---	---	-	-
			1005-726-8109	ROD SECTION, CLEANING, SMALL ARMS: (7266109)	10	---	-	---	---	-	-
			1005-654-4058	SLING, SMALL ARMS: M1 webbing (6544058)	10	---	-	---	---	-	-
			1005-288-3565	SWAB, SMALL ARMS CLEANING: cotton, 2-1/2 sq (1000 in pkg) (5019316)	1	---	-	---	---	-	-
			1005-726-8110	SWAB HOLDER SECTION, SMALL ARMS CLEANING ROD: (7266110)	10	---	-	---	---	-	-
				SPECIAL TOOLS AND EQUIPMENT							
				The 15-day level is not applicable.							
				The following items are requisitioned and issued, if not otherwise authorized, to Maintenance units performing direct and general support maintenance of the major items. Items may be requisitioned as required for replacement under their individual stock numbers.							


(1) Source, maintenance, and recoverability code			(2) Federal stock No.	(3) Description	(4) Unit of issue	(5) Quantity incorporated in unit	(6) 15-Day maintenance allowance per 100 equipments		(7) Depot maintenance guide per 100 equipments	(8) Illustration	
(a) Source	(b) Maintenance level	(c) Recoverability					(a) Direct support	(b) General support		(a) Figure No.	(b) Item No.
		R	4933-726-5849	TOOL SET, DIRECT AND GENERAL SUPPORT MAINTENANCE: (7265849) (for cal. .30 rifle M1 Series) CONSISTING OF:	1	---	*	*			
		R	4933-604-6302	1-BOLT, FIELD TEST: (6046302)	1	---	---	---		B-3	3
		R	4933-556-4343	1-GAGE, BREECH BORE: (5564343)	1	---	---	---		B-4	2
		R	4933-345-6122	3-GAGE, FIRING PIN PROTRUSION: min 0.044, max 0.059 (7274736)	1	---	---	---		B-3	5
		R	4933-398-4108	1-GAGE, HEADSPACE: (1.950) (7319954)	1	---	---	---		B-4	3
		R	4933-731-9919	1-GAGE, PLUG, GAS CYLINDER, DIAMETER: (7319919)	1	---	---	---		B-3	4
		R	4933-897-6706	1-GAGE, RECEIVER: (7799709)	1	---	---	---		B-4	1
		R	5220-731-9918	1-GAGE, RING, PLAIN: no-go, 0.5991 id (7319918)	1	---	---	---		B-3	6
		R	5220-731-9911	1-GAGE, SNAP, PLAIN ADJUSTABLE: no-go 0.525 id (7319911)	1	---	---	---		B-3	7
		R	4933-731-9920	1-GAGE, TIMING: (7319920)---	1	---	---	---		B-3	1
			5140-652-8243	1-TOOL BOX, PORTABLE: w/tray, 7 h, 7w, 16 lg (41-C-853) The following Basic Small Arms Direct and General Support Maintenance Tool Set is authorized, as required, to all Maintenance Support Units with a Small Arms Repair Mission.	1	---	---	---		B-2	-
		R	4933-775-0366	TOOL SET, DIRECT AND GENERAL SUPPORT MAINTENANCE, BASIC SMALL ARMS: (8426358) NOTE: See SC 4933-95-CL-E04 components.	1						
		R	4933-726-5848	TOOL SET, DEPOT MAINTENANCE: (7265848) (for cal. .30 rifle M1 Series) CONSISTING OF:	1	---	---	---	*		
		R	4933-604-6302	1-BOLT, FIELD TEST: (6046302)	1	---	---	---		B-3	3

(1) Source, maintenance, and recoverability code			(2)	(3)	(4)	(5)	(6) 15-Day maintenance allowance per 100 equipments		(7)	(8) Illustration	
(a) Source	(b) Maintenance level	(c) Recoverability	Federal stock No.	Description	Unit of issue	Quantity incorporated in unit	(a) Direct support	(b) General support	Depot maintenance guide per 100 equipments	(a) Figure No.	(b) Item No.
		R	4933-659-5353	1-FIXTURE, ASSEMBLING, BARREL AND RECEIVER: (6595353)	1	---	---	---	---	B-5	1
		R	4933-666-1055	3-FIXTURE, ASSEMBLING, EJECTOR: (6661055)	1	---	---	---	---	B-6	4
		R	4933-713-7938	1-FIXTURE, BARREL AND RECEIVER: (7137938)	1	---	---	---	---	B-5	3
		R	4933-556-4343	1-GAGE, BREECHBORE: (5564343)	1	---	---	---	---	B-4	2
		R	4933-345-6122	3-GAGE, FIRING PIN PROTRUSION: min 0.044, max 0.059 (7274736)	1	---	---	---	---	B-3	5
		R	4933-731-9904	1-GAGE, GAS CYLINDER CHECK: cal. .30 (7319904)	1	---	---	---	---	B-6	3
		R	4933-398-4106	2-GAGE, HEADSPACE: 1.940 (7319944)	1	---	---	---	---	B-3	2
		R	4933-398-4107	2-GAGE, HEADSPACE: 1.946 (7319950)	1	---	---	---	---	B-6	5
		R	4933-731-9933	3-GAGE, LOCATING, LOCKING LUGS: (7319933)	1	---	---	---	---	B-7	2
		R	4933-731-9919	3-GAGE, PLUG, GAS CYLINDER DIAMETER: (7319919)	1	---	---	---	---	B-3	4
		R	4933-731-8620	3-GAGE, PLUG, THREAD, RECEIVER: (7318620)	1	---	---	---	---	B-6	1
		R	4933-015-6689	1-GAGE, RECEIVER: bridge location (7799737)	1	---	---	---	---	-	-
		R	4933-966-9316	3-GAGE, RING, PLAIN: no go, 0.5993 id (7799727)	1	---	---	---	---	B-3	6
		R	5220-731-9911	3-GAGE, SNAP, PLAIN ADJUSTABLE: no-go, 0.525 id (7319911)	1	---	---	---	---	B-3	7
		R	4933-731-9920	3-GAGE, TIMING: (7319920)---	1	---	---	---	---	B-3	1
		R	4933-604-5949	3-GAGE ASSEMBLY: alining bbl, w/pin (6045949)	1	---	---	---	---	B-6	2
			4933-714-2269	1-JAW, REAMER ASSEMBLY, HEADSPACE: (7142269)	1	---	---	---	---	B-7	1A
		R	4933-714-2262	3-REAMER, HEADSPACE: (7142262)	1	---	---	---	---	B-7	1
			4933-714-2263	1-REAMER, REAMER ASSEMBLY HEADSPACE: 0.441 dia of flutes, 2-11/16 o/a lg (7142263)	1	---	---	---	---	B-7	1B
		R	4933-713-7939	1-WRENCH, BARREL AND RECEIVER: (7137939)	1	---	---	---	---	B-5	4
			4933-631-6048	3-WRENCH ASSEMBLY, GAS CYLINDER LOCK: (6316048)	1	---	---	---	---	B-5	2



WE 10119

*Figure B-1. Winter trigger kit 5910520-
exploded view.*



WE 12660

Figure B-2. Tool box 41-C-863.

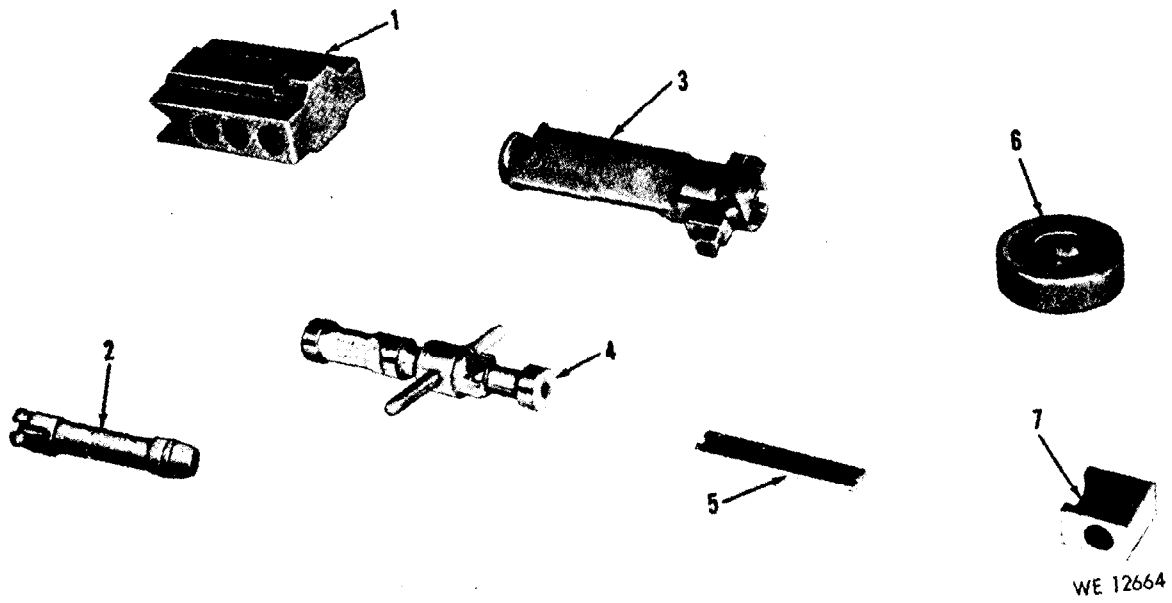


Figure B-3. Special tools and equipment.

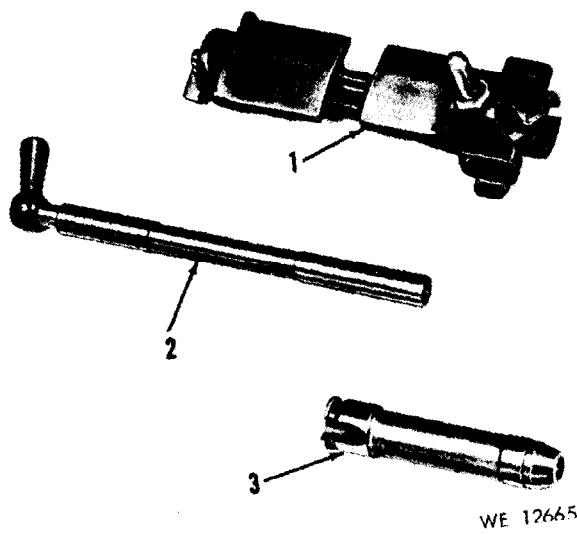
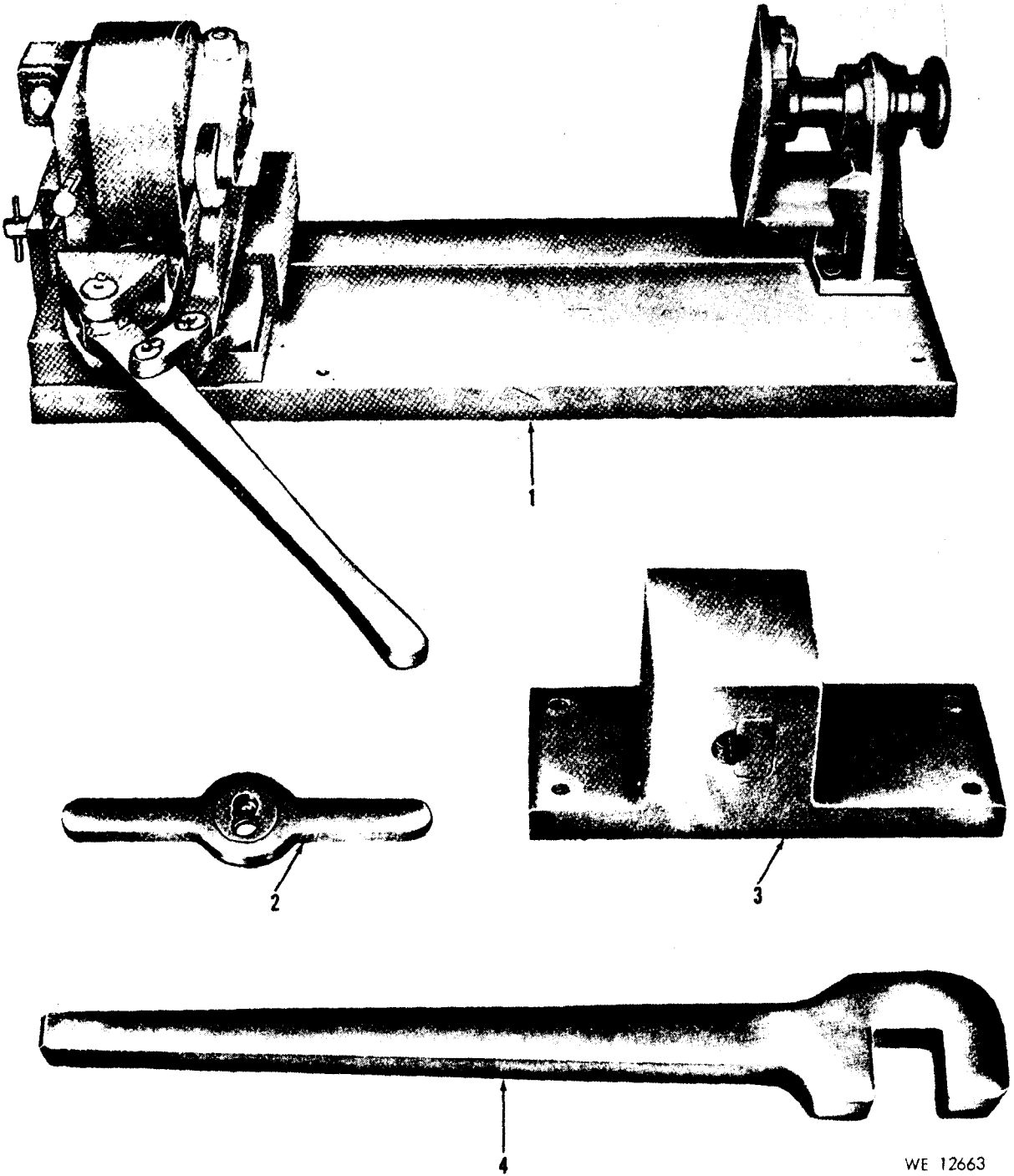
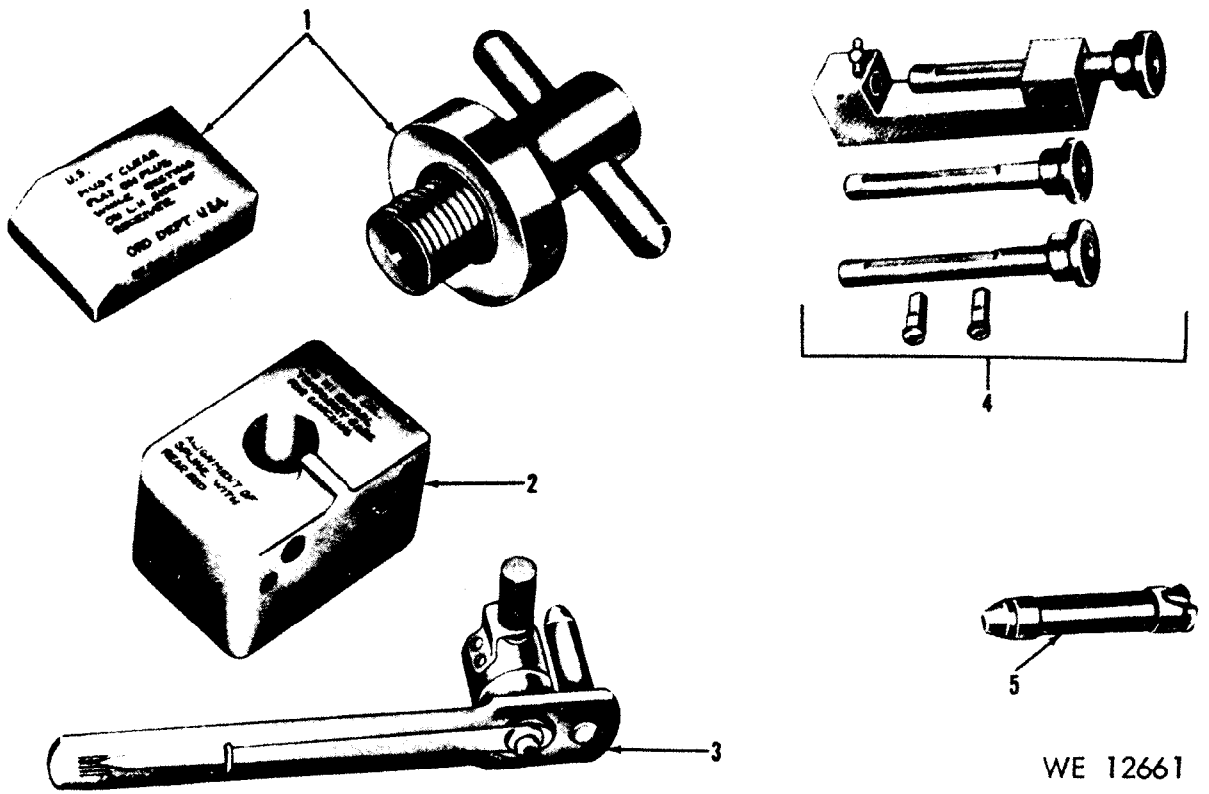


Figure B-4. Special tools and equipment.



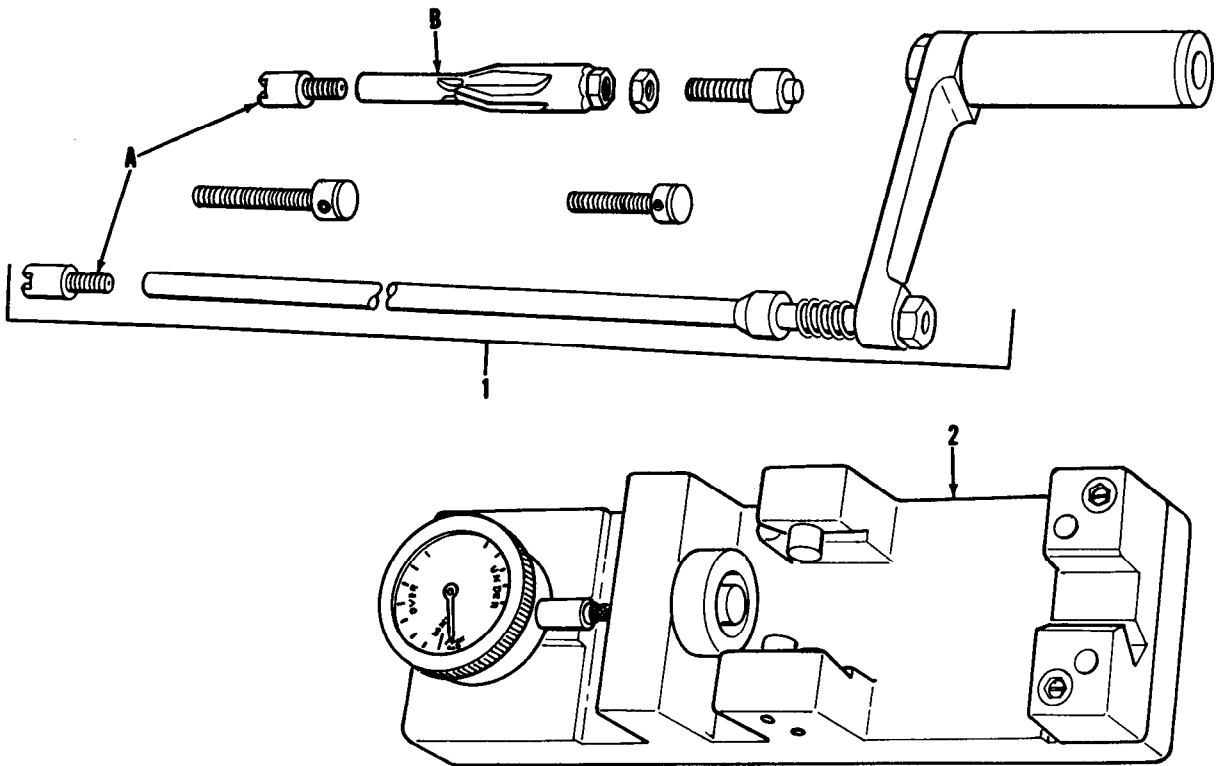
WE 12663

Figure B-5. Special tools and equipment.



WE 12661

Figure B-6. Special tools and equipment.



WE 12662

Figure B-7. Special tools and equipment.

By Order of the Secretary of the Army:

HAROLD K. JOHNSON,
General, United States Army,
Chief of Staff.

Official:

J. C. LAMBERT,
Major General, United States Army,
The Adjutant General.

Distribution:

To be distributed in accordance with DA Form 12-40 requirements for Direct and General Support Maintenance for Rifles, Caliber .30, M1, M1C and M1D.