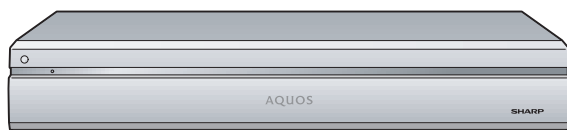


SHARP SERVICE MANUAL

No. S98P7TUX1U///

LCD COLOR TELEVISION (AVC SYSTEM)



MODEL TU-X1U

In the interests of user-safety (Required by safety regulations in some countries) the set should be restored to its original condition and only parts identical to those specified should be used.

CONTENTS

SAFETY PRECAUTION

IMPORTANT SERVICE SAFETY PRECAUTION.....	i
PRECAUTIONS A PRENDRE LORS DE LA REPARATION.....	ii
PRECAUTIONS FOR USING LEAD-FREE SOLDER	iii

CHAPTER 1. OPERATION MANUAL

[1] SPECIFICATIONS	1-1
[2] OPERATION MANUAL	1-2
[3] DIMENSIONS	1-4

CHAPTER 2. REMOVING OF MAJOR PARTS

[1] REMOVING OF MAJOR PARTS	2-1
-----------------------------------	-----

CHAPTER 3. ADJUSTMENT

[1] ADJUSTMENT PROCEDURE	3-1
[2] PUBLIC MODE SETTING PROCEDURE...	3-11

CHAPTER 4. TROUBLESHOOTING TABLE

[1] TROUBLESHOOTING TABLE	4-1
---------------------------------	-----

CHAPTER 5. MAJOR IC INFORMATIONS

[1] MAJOR IC INFORMATIONS	5-1
---------------------------------	-----

CHAPTER 6. OVERALL WIRING/BLOCK DIAGRAM

[1] OVERALL WIRING DIAGRAM	6-1
[2] SYSTEM BLOCK DIAGRAM	6-2

CHAPTER 7. PRINTED WIRING BOARD ASSEMBLIES

[1] MAIN Unit	7-1
[2] TERMINAL Unit	7-5
[3] SUB TERMINAL Unit.....	7-7
[4] KEY Unit	7-9

CHAPTER 8. SCHEMATIC DIAGRAM

[1] DESCRIPTION OF SCHEMATIC DIAGRAM.....	8-1
[2] SCHEMATIC DIAGRAM	8-2

Parts Guide

Parts marked with "⚠" are important for maintaining the safety of the set. Be sure to replace these parts with specified ones for maintaining the safety and performance of the set.

SAFETY PRECAUTION

IMPORTANT SERVICE SAFETY PRECAUTION

■ Service work should be performed only by qualified service technicians who are thoroughly familiar with all safety checks and the servicing guidelines which follow:

■WARNING

1. For continued safety, no modification of any circuit should be attempted.
2. Disconnect AC power before servicing.

CAUTION: FOR CONTINUED PROTECTION AGAINST A RISK OF FIRE REPLACE ONLY WITH SAME TYPE FUSE.

F701 (AC250V T2.5A)
F702 (AC250V T2.5A)

■BEFORE RETURNING THE RECEIVER (Fire & Shock Hazard)

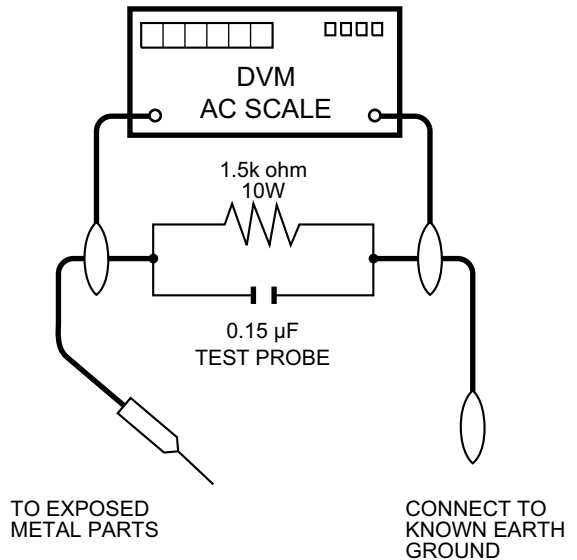
Before returning the receiver to the user, perform the following safety checks:

3. Inspect all lead dress to make certain that leads are not pinched, and check that hardware is not lodged between the chassis and other metal parts in the receiver.
4. Inspect all protective devices such as non-metallic control knobs, insulation materials, cabinet backs, adjustment and compartment covers or shields, isolation resistor-capacitor networks, mechanical insulators, etc.
5. To be sure that no shock hazard exists, check for leakage current in the following manner.
 - Plug the AC cord directly into a 120 volt AC outlet.
 - Using two clip leads, connect a 1.5k ohm, 10 watt resistor paralleled by a 0.15µF capacitor in series with all exposed metal cabinet parts and a known earth ground, such as electrical conduit or electrical ground connected to an earth ground.

- Use an AC voltmeter having with 5000 ohm per volt, or higher, sensitivity or measure the AC voltage drop across the resistor.
- Connect the resistor connection to all exposed metal parts having a return to the chassis (antenna, metal cabinet, screw heads, knobs and control shafts, escutcheon, etc.) and measure the AC voltage drop across the resistor.

All checks must be repeated with the AC cord plug connection reversed. (If necessary, a nonpolarized adaptor plug must be used only for the purpose of completing these checks.)

Any reading of 0.75 Vrms (this corresponds to 0.5 mA rms AC.) or more is excessive and indicates a potential shock hazard which must be corrected before returning the monitor to the owner.



SAFETY NOTICE

Many electrical and mechanical parts in LCD color television have special safety-related characteristics.

These characteristics are often not evident from visual inspection, nor can protection afforded by them be necessarily increased by using replacement components rated for higher voltage, wattage, etc.

Replacement parts which have these special safety characteristics are identified in this manual; electrical components having such features are identified by "⚠" and shaded areas in the Replacement Parts List and Schematic Diagrams.

For continued protection, replacement parts must be identical to those used in the original circuit.

The use of a substitute replacement parts which do not have the same safety characteristics as the factory recommended replacement parts shown in this service manual, may create shock, fire or other hazards.



PRECAUTIONS A PRENDRE LORS DE LA REPARATION

■ Ne peut effectuer la réparation qu' un technicien spécialisé qui s'est parfaitement accoutumé à toute vérification de sécurité et aux conseils suivants.

■ AVERTISSEMENT

1. N'entreprendre aucune modification de tout circuit. C'est dangereux.
2. Débrancher le récepteur avant toute réparation.

PRECAUTION: POUR LA PROTECTION CONTINUE CONTRE LES RISQUES D'INCENDIE, REMPLACER LE FUSIBLE

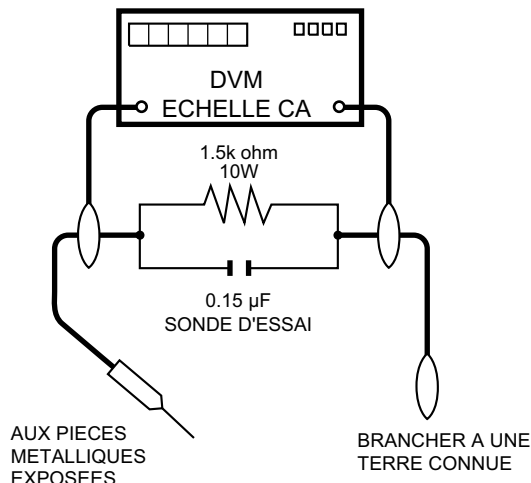
F701 (AC250V T2.5A)
F702 (AC250V T2.5A)

■ VERIFICATIONS CONTRE L'INCEN-DIE ET LE CHOC ELECTRIQUE

Avant de rendre le récepteur à l'utilisateur, effectuer les vérifications suivantes.

3. Inspecter tous les faisceaux de câbles pour s'assurer que les fils ne soient pas pincés ou qu'un outil ne soit pas placé entre le châssis et les autres pièces métalliques du récepteur.
4. Inspecter tous les dispositifs de protection comme les boutons de commande non-métalliques, les isolants, le dos du coffret, les couvercles ou blindages de réglage et de compartiment, les réseaux de résistancecapacité, les isolateurs mécaniques, etc.
5. S'assurer qu'il n'y ait pas de danger d'électrocution en vérifiant la fuite de courant, de la façon suivante:
 - Brancher le cordon d'alimentation directement à une prise de courant de 120V. (Ne pas utiliser de transformateur d'isolation pour cet essai).

- A l'aide de deux fils à pinces, brancher une résistance de 1.5 k Ω 10 watts en parallèle avec un condensateur de 0.15 μ F en série avec toutes les pièces métalliques exposées du coffret et une terre connue comme une conduite électrique ou une prise de terre branchée à la terre.
- Utiliser un voltmètre CA d'une sensibilité d'au moins 5000 Ω /V pour mesurer la chute de tension en travers de la résistance.
- Toucher avec la sonde d'essai les pièces métalliques exposées qui présentent une voie de retour au châssis (antenne, coffret métallique, tête des vis, arbres de commande et des boutons, écusson, etc.) et mesurer la chute de tension CA en-travers de la résistance. Toutes les vérifications doivent être refaites après avoir inversé la fiche du cordon d'alimentation. (Si nécessaire, une prise d'adpatation non polarisée peut être utilisée dans le but de terminer ces vérifications.)
La tension de pointe mesurée ne doit pas dépasser 0.75V (correspondante au courant CA de pointe de 0.5mA). Dans le cas contraire, il y a une possibilité de choc électrique qui doit être supprimée avant de rendre le récepteur au client.



AVIS POUR LA SECURITE

De nombreuses pièces, électriques et mécaniques, dans les téléviseur ACL présentent des caractéristiques spéciales relatives à la sécurité, qui ne sont souvent pas évidentes à vue. Le degré de protection ne peut pas être nécessairement augmentée en utilisant des pièces de remplacement étalonnées pour haute tension, puissance, etc.

Les pièces de remplacement qui présentent ces caractéristiques sont identifiées dans ce manuel; les pièces électriques qui présentent ces particularités sont identifiées par la marque "⚠" et hachurées dans la liste des pièces de remplacement et les diagrammes schématiques.

Pour assurer la protection, ces pièces doivent être identiques à celles utilisées dans le circuit d'origine. L'utilisation de pièces qui n'ont pas les mêmes caractéristiques que les pièces recommandées par l'usine, indiquées dans ce manuel, peut provoquer des électrocutions, incendies, radiations X ou autres accidents.

PRECAUTIONS FOR USING LEAD-FREE SOLDER**■Employing lead-free solder**

- “PWBs” of this model employs lead-free solder. The LF symbol indicates lead-free solder, and is attached on the PWBs and service manuals. The alphabetical character following LF shows the type of lead-free solder.

Example:

LFa
Sn-Ag-Cu

Indicates lead-free solder of tin, silver and copper.

LFa/a
Sn-Ag-Cu

Indicates lead-free solder of tin, silver and copper.

■Using lead-free wire solder

- When fixing the PWB soldered with the lead-free solder, apply lead-free wire solder. Repairing with conventional lead wire solder may cause damage or accident due to cracks.

As the melting point of lead-free solder (Sn-Ag-Cu) is higher than the lead wire solder by 40 °C, we recommend you to use a dedicated soldering bit, if you are not familiar with how to obtain lead-free wire solder or soldering bit, contact our service station or service branch in your area.

■Soldering

- As the melting point of lead-free solder (Sn-Ag-Cu) is about 220 °C which is higher than the conventional lead solder by 40 °C, and as it has poor solder wettability, you may be apt to keep the soldering bit in contact with the PWB for extended period of time. However, Since the land may be peeled off or the maximum heat-resistance temperature of parts may be exceeded, remove the bit from the PWB as soon as you confirm the steady soldering condition.

Lead-free solder contains more tin, and the end of the soldering bit may be easily corroded. Make sure to turn on and off the power of the bit as required.

If a different type of solder stays on the tip of the soldering bit, it is alloyed with lead-free solder. Clean the bit after every use of it.

When the tip of the soldering bit is blackened during use, file it with steel wool or fine sandpaper.

- Be careful when replacing parts with polarity indication on the PWB silk.

Lead-free wire solder for servicing

PARTS CODE	PRICE RANK	PART DELIVERY	DESCRIPTION
ZHNDai123250E	BL	J	φ0.3mm 250g (1roll)
ZHNDai126500E	BK	J	φ0.6mm 500g (1roll)
ZHNDai12801KE	BM	J	φ1.0mm 1kg (1roll)

CHAPTER 1. OPERATION MANUAL

[1] SPECIFICATIONS

Item				
Resolution		2,073,600 pixels (1,920 x 1,080)		
TV Function	TV-standard (CCIR)			
	Receiving Channel	VHF/UHF	American TV Standard ATSC/NTSC System	
		CATV	VHF 2-13ch, UHF 14-69ch	
		Digital Terrestrial Broadcast (8VSB)	1-135ch (non-scrambled channel only)	
		Digital cable ^{*1} (64/256 QAM)	2-69ch	
Audio multiplex		1-135ch (non-scrambled channel only)		
Terminals	AVC System	BTSC System		
		Front	INPUT 3	AV in, COMPONENT in
			INPUT 4	HDMI in with HDCP
			SERVICE	Software update
		Rear	INPUT 1	AV in, COMPONENT in
			INPUT 2	AV in, S-VIDEO in
			INPUT 5	Audio in, HDMI in with HDCP
			INPUT 6	HDMI in with HDCP
			INPUT 7	HDMI in with HDCP
			INPUT 8	HDMI in with HDCP
			INPUT 9	ANALOG RGB (PC) in (15-pin mini D-sub female connector), Audio in (Ø 3.5 mm jack)
			ANT/CABLE	75 Ω Unbalance, F Type x 1 for Analog (VHF/UHF/CATV) and Digital (AIR/CABLE)
			DC OUTPUT	DC 5V 1.8A MAX (For a Sharp device)
			DIGITAL AUDIO OUTPUT	Optical Digital audio output x 1 (PCM/Dolby Digital)
			DISPLAY OUTPUT	AV out
			ETHERNET	Network connector
			OUTPUT	Audio out
RS-232C	9-pin D-sub male connector			
OSD language		English/French/Spanish		
Power Requirement		AC 120 V, 60 Hz		
Power Consumption	AVC System	38 W (0.4 W Standby with AC 120 V)		
Weight	AVC System	8.4 lbs./3.8 kg		
Dimension ^{*2} (W x H x D)	AVC System ^{*3}	16 ¹⁵ / ₁₆ x 2 ¹³ / ₁₆ x 12 ¹⁷ / ₃₂ inch		
Operating temperature		+32°F to +104°F (0°C to +40°C)		

^{*1} Emergency alert messages via Cable are unreceivable.

^{*2} The dimensional drawings are shown on the inside back cover.

^{*3} The depth does not include the protruding part of terminals.

- As part of policy of continuous improvement, SHARP reserves the right to make design and specification changes for product improvement without prior notice. The performance specification figures indicated are nominal values of production units. There may be some deviations from these values in individual units.

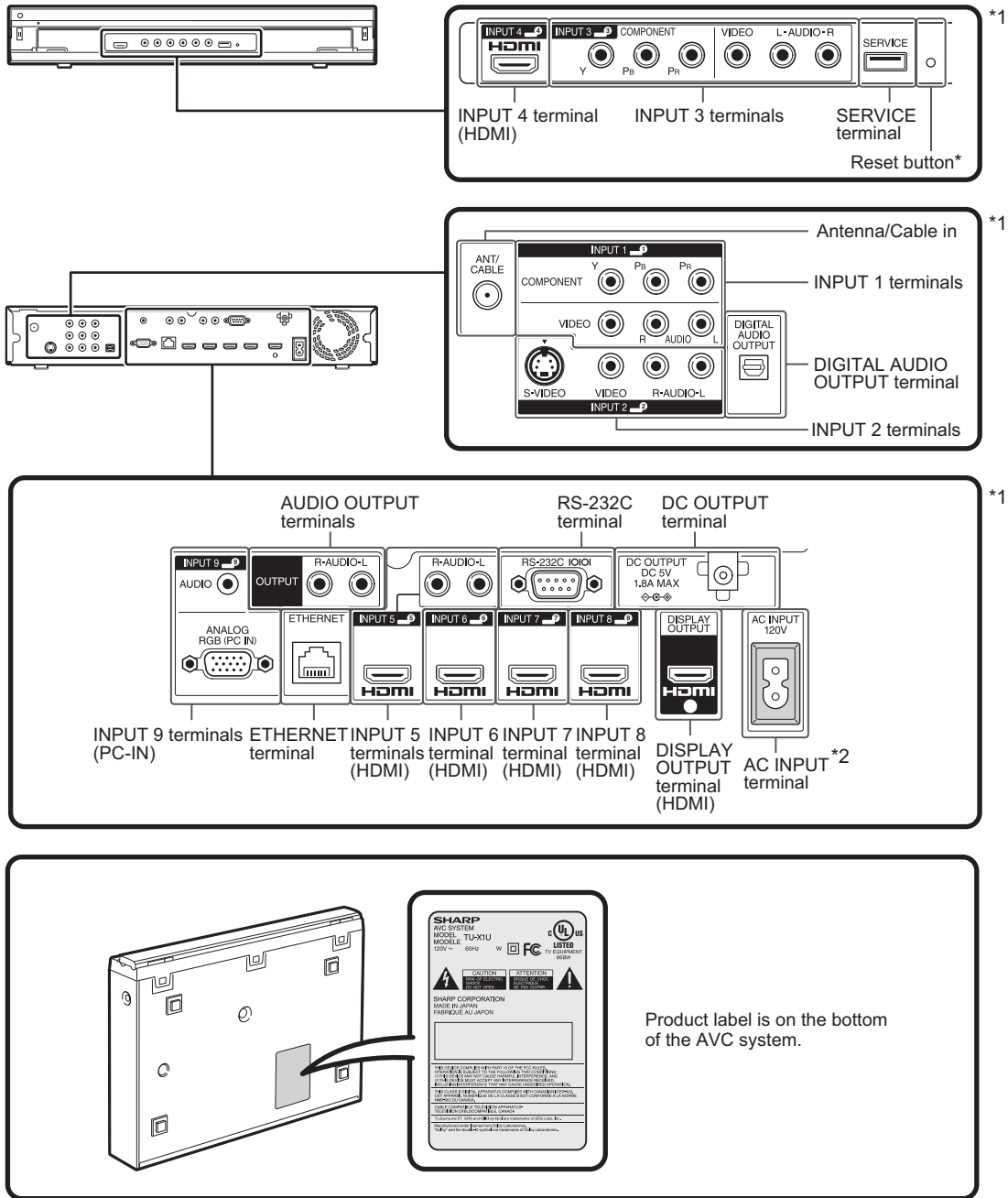
Optional Accessory

The listed optional accessory is available for the Liquid Crystal Television. Please purchase it at your nearest shop.

- Additional optional accessories may be available in the near future. When purchasing, please read the newest catalogue for compatibility and check the availability.

Part name	Model number
Wall mount bracket	AN-52AG8 (for LC-52XS1U)
	AN-65AG2 (for LC-65XS1U)
Stand Unit	AN-52ST1 (for LC-52XS1U)
	AN-65ST1 (for LC-65XS1U)

AVC System (Front/Rear/Bottom)



* Press the reset button if the system cannot return to its original state after performing various operations.

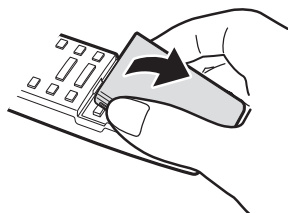
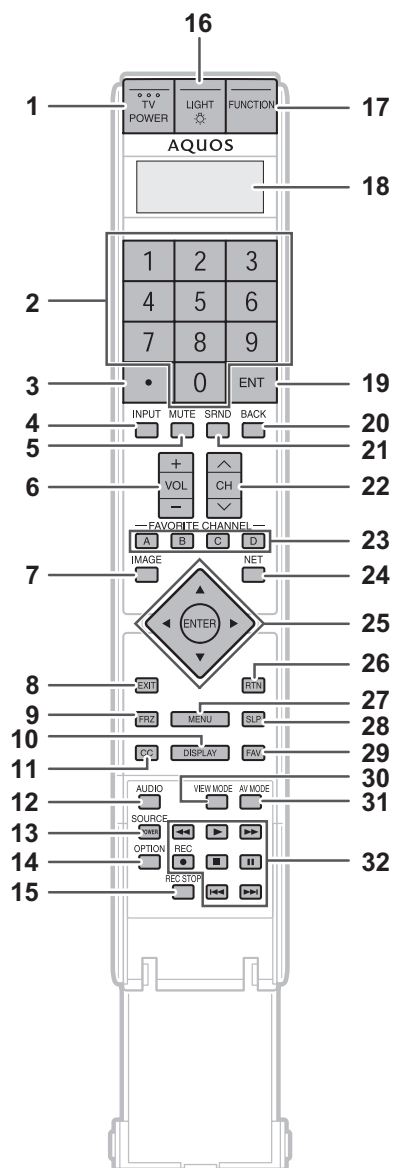
- AV MODE resets to DYNAMIC (Fixed)
- TV channel returns to initial channel setting
- Audiosetting initializes
- Imageposition initializes
- Reset will not work if the TV is in standby mode
- Reset will not delete channel preset or secret number

NOTE

*1 External equipment connection.

*2 Connecting the AC cord.

Remote Control Unit



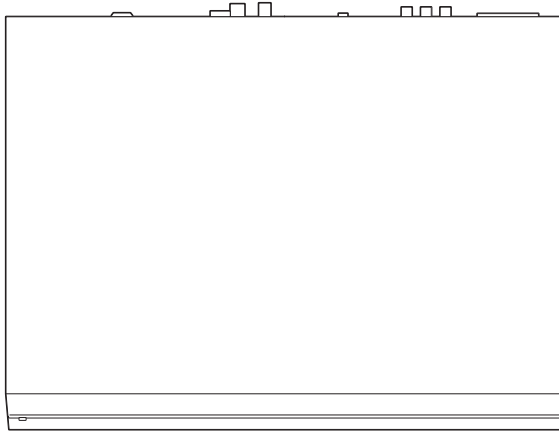
NOTE

- When using the remote control unit, point it at the Monitor.

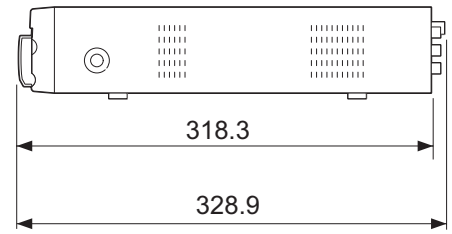

- 1 **TV POWER:** Switch the power on or enter standby.
- 2 **0–9:** Set the channel.
- 3 **• (DOT):**
- 4 **INPUT:** Select an input source. (TV, INPUT 1, INPUT 2, INPUT 3, INPUT 4, INPUT 5, INPUT 6, INPUT 7, INPUT 8, INPUT 9, IrSS)
- 5 **MUTE:** Mute the sound.
- 6 **VOL +/-:** Set the volume.
- 7 **IMAGE:** Display a slide show.
- 8 **EXIT:** Turn off the menu screen.
- 9 **FRZ (FREEZE):** Set the still image. Press again to return to normal screen.
- 10 **DISPLAY:** Display the channel information.
- 11 **CC:** Display captions from a closed-caption source.
- 12 **AUDIO:** Selects the MTS/SAP or the audio mode during multi-channel audio broadcasts.
- 13 **SOURCE POWER:** Turns the power of the external equipment on and off.
- 14 **OPTION:** Display the AQUOS LINK MENU screen. This button will function only when AQUOS LINK is used.
- 15 **REC STOP:** Stops one touch recording. This button will function only when AQUOS LINK is used.
- 16 **LIGHT** : When this button is pressed, some buttons (for example, **VOL +/-** and **CH ^/v**) on the remote control unit will light. The lighting will turn off if no operations are performed within about 5 seconds. This button is used for performing operations in low-light situations.
- 17 **FUNCTION:** Switches the remote control for TV, CBL/SAT, VCR, DVD and AUDIO operation.
* To enter the code registration mode, you need to press **FUNCTION** and **DISPLAY** at the same time.
- 18 **LCD window:** This screen shows which device you are currently controlling (TV, CBL/SAT, VCR, DVD/BD or AUDIO).
- 19 **ENT:** Jumps to a channel after selecting with the **0–9** buttons.
- 20 **BACK:** Return to the previous channel or external input mode.
- 21 **SRND (SURROUND):** Select Surround settings.
- 22 **CH ^/v:** Select the channel.
- 23 **FAVORITE CHANNEL**
A, B, C, D: Select 4 preset favorite channels in 4 different categories.
While watching, you can toggle the selected channels by pressing **A, B, C** and **D**.
- 24 **NET:** Switches the display to the Sidebar Widget, TV + Web, Web or TV screen.
- 25 **▲/▼/◀/▶, ENTER:** Select a desired item on the screen.
- 26 **RTN (RETURN):** Return to the previous menu screen.
- 27 **MENU:** Display the menu screen.
- 28 **SLP (SLEEP):** Set the sleep timer.
- 29 **FAV (FAVORITE):** Set the favorite channels.
- 30 **VIEW MODE:** Select the screen size.
- 31 **AV MODE:** Select an audio or video setting.
(When the input source is TV, INPUT 1, 2 or 3: STANDARD, MOVIE, GAME, USER, DYNAMIC (Fixed), DYNAMIC. When the input source is INPUT 4, 5, 6, 7, 8 or 9: STANDARD, MOVIE, GAME, PC, x.v.Color (INPUT4/5/6/7/8 only), USER, DYNAMIC (Fixed), DYNAMIC)
- 32 **External equipment operational buttons:** Operate the external equipment.

TU-X1U

[3] DIMENSIONS



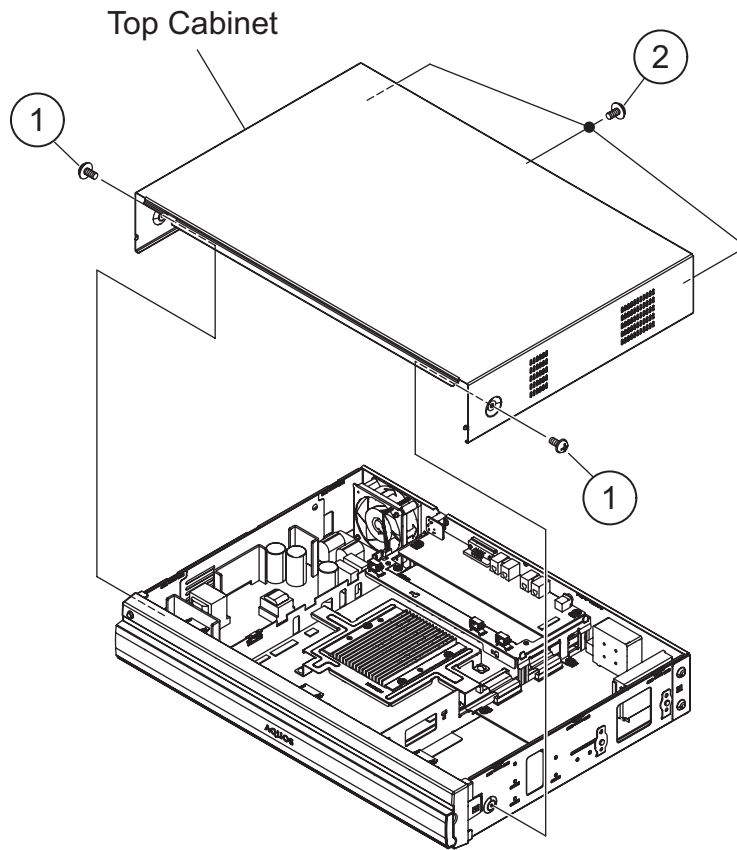
Unit: mm



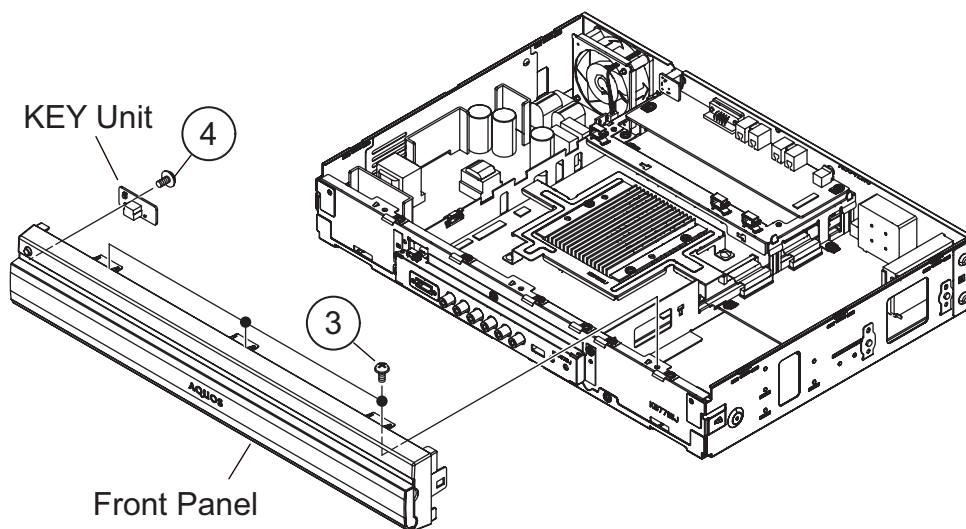
CHAPTER 2. REMOVING OF MAJOR PARTS

[1] REMOVING OF MAJOR PARTS

1. Remove the two lock screws from Top Cabinet.
2. Remove the three lock screws from Top Cabinet, and detach the Top Cabinet.

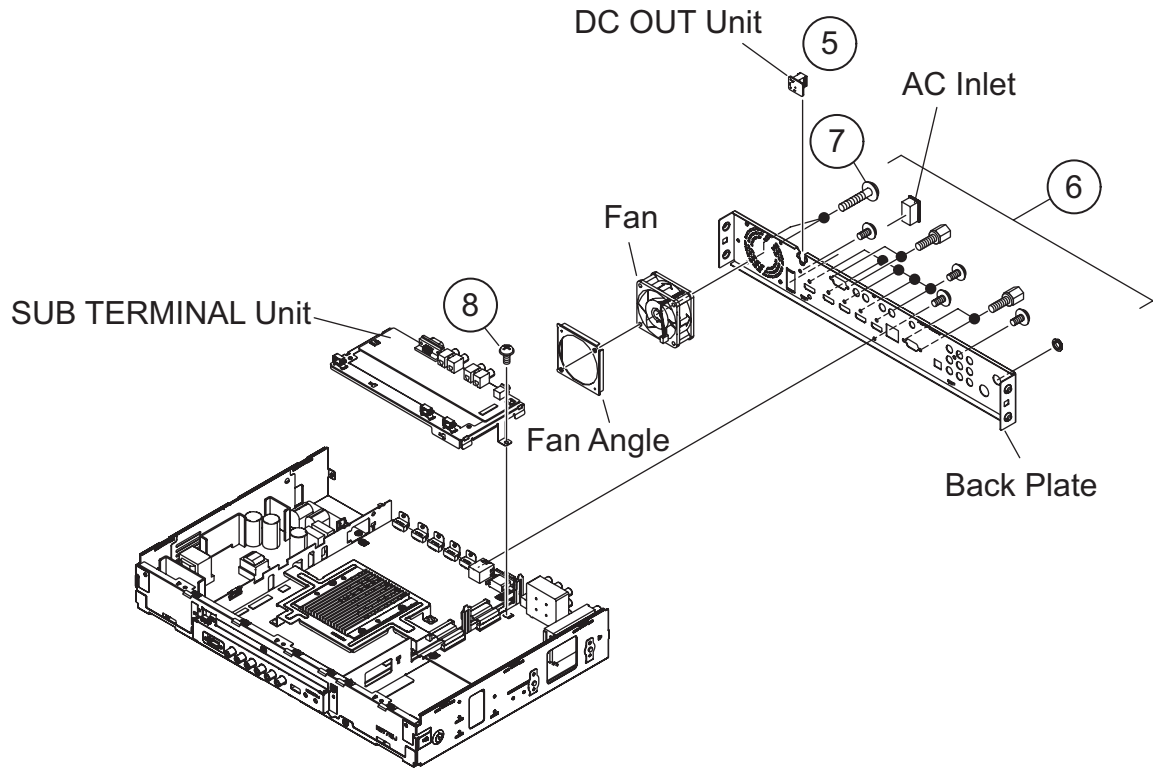


3. Remove the three lock screws from Front Panel, and detach the Front Panel.
4. Remove the one lock screw, and detach the KEY Unit from the Front Panel.

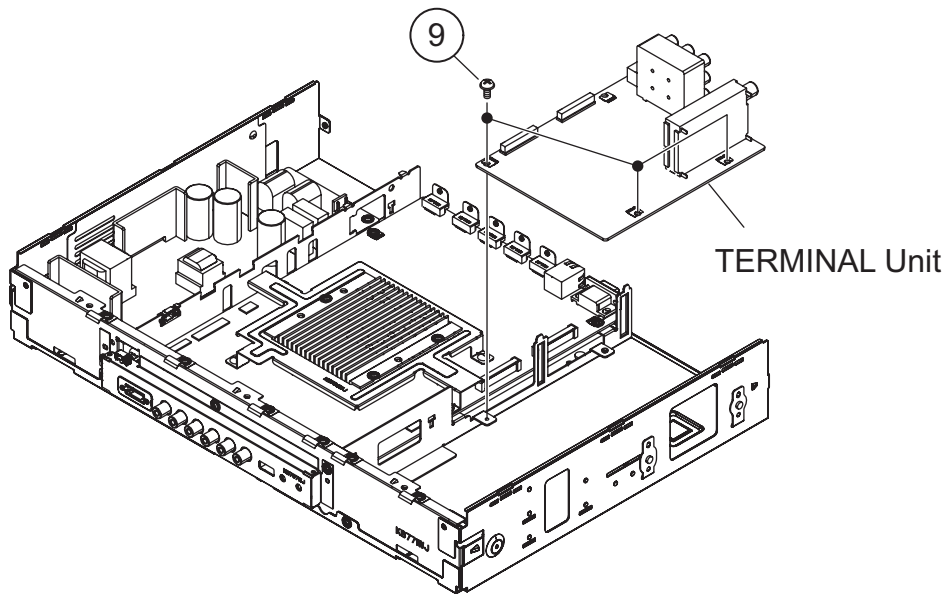


TU-X1U

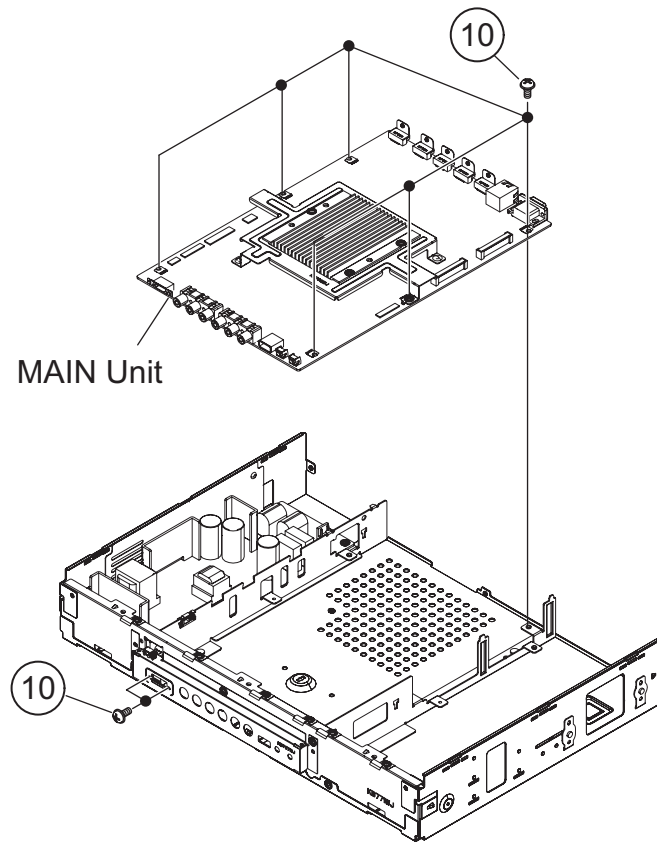
5. Remove the DC Output PWB from Rear Panel.
6. Remove the lock screws, two hexagon shaft screws, AC Inlet and one tuner nut from the Rear Panel, and detach the Rear Panel.
7. Remove the two lock screws, from the Rear Panel, and detach the Fan and Fan Angle.
8. Remove the one lock screw, and detach the Sub Terminal unit.



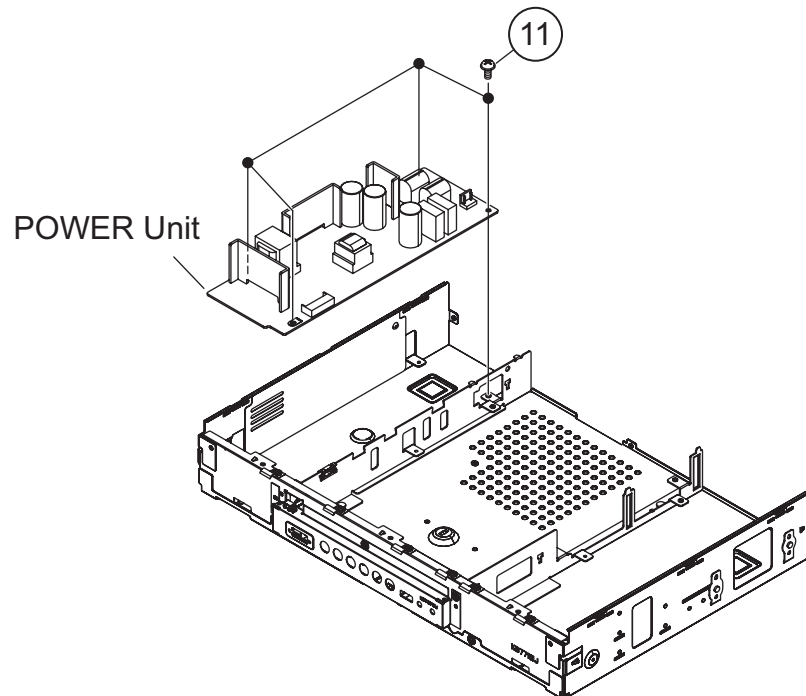
9. Remove the three lock screws from the Terminal PWB, and detach the Terminal Unit.



10. Remove the lock screws from Main Unit, and detach the Main Unit.



11. Remove the four lock screws from the Power Unit, and detach the Power Unit.



CHAPTER 3. ADJUSTMENT

[1] ADJUSTMENT PROCEDURE

The adjustment values are set to the optimum conditions at the factory before shipping. If a value should become improper or an adjustment is required due to part replacement, make an adjustment according to the following procedure.

1. After replacement of any PWB unit and/or IC for repair, please note the following.

- When replacing the following units, make sure to prepare the new units loaded with updated software.

MAIN Unit: DUNTKE760FE01

2. Upgrading of each microprocessor software

CAUTION: Never "POWER OFF" the unit when software upgrade is ongoing.

Otherwise the system may be damaged beyond recovery.

2.1. Software version upgrade

The model employs the following software.

- Main software
- Monitor microprocessor software.

The main software, monitor microprocessor software, and FRC controller software can be upgraded by using a general-purpose USB Memory.

The followings are the procedures for upgrading, explained separately for the main software, monitor microprocessor software, and FRC controller software.

2.2. Main software version upgrade

2.2.1 Get ready before you start

- USB Memory of 128MB or higher capacity.
- PC running on Windows 98/98SE/ME/2000/XP operating system.
- USB Memory reader/writer or PC with a USB port.
- The file system of a USB memory is FAT. (FAT32 is not applied)
- Use the USB memory without other functions. (lock and memory reader...etc)

2.2.2 Preparations

To upgrade the main software, it is necessary to get ready the USB Memory for version upgrade before you start.

Follow the steps below and create the USB Memory for version upgrade.

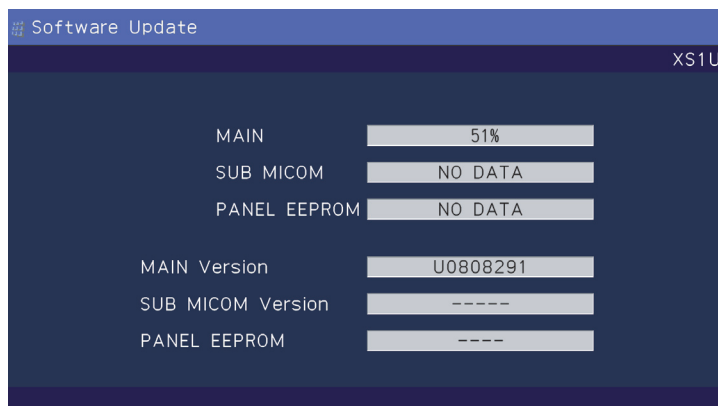
1. Copy the file XS1Uxxx.USB (named temporarily) for version upgrade to the root directory (folder) of the USB Memory.

NOTE: In the USB Memory drive, do not store other folders or unrelated files, or more than one file for version upgrade.

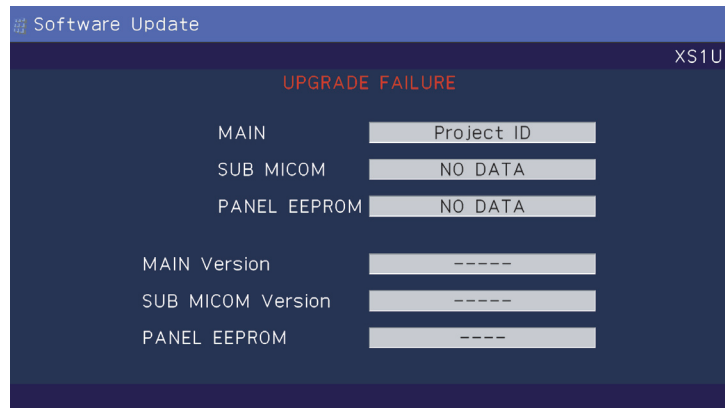
Now the USB Memory for version upgrade is ready.

2.2.3 How to upgrade the software

1. Unplug the AC cord.
2. Insert the USB Memory for version upgrade (prepared as above) into the SERVICE socket (Front panel of the AVC System).
3. Plug in the AC cord with power button pressed down after 5 seconds, unpress the power button.
4. After the unit startup, the system upgrade screen as shown below appears within 20-40 seconds.

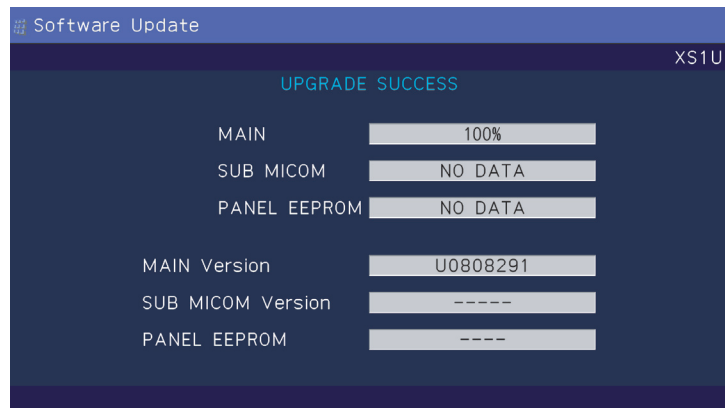


5. Even a single failure in the process will trigger the upgrade failure screen.



NOTE: In the event of a failure, repeat the upgrade process. If the process repeatedly fails, it is likely that the hardware need fixing.

6. Upon completion of the whole process, the upgrade success screen as shown below appears. You can check the new software version on this screen. The version information appears after the upgrade is complete.



7. Unplug the AC cord and remove the USB Memory for version upgrade.

8. Now the software version upgrade is complete.

NOTE: When you are done with the software version upgrade, start the set, go to the top page of the adjustment process screen and check the main software version information.

2.3. Monitor microprocessor software version upgrade

Create the USB memory for monitor microprocessor software version upgrade in the same manner as explained in the “Main software version upgrade”.

Copy the file XS1UVAxX.USB and XS1CSxxx.BIN (named temporarily) for monitor microprocessor software version upgrade to the USB memory.

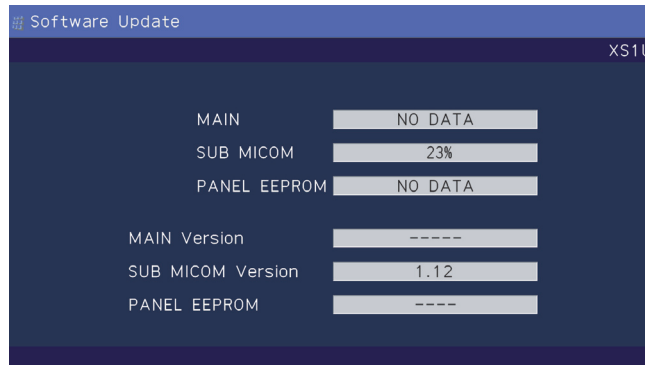
2.3.1 How to upgrade the software

1. Unplug the AC cord.
2. Insert the USB memory for version upgrade (prepared as above) into the SERVICE socket (Front panel of the AVC System).
3. Plug in the AC cord with power button pressed down.
4. After 5 seconds, unpress the power button.

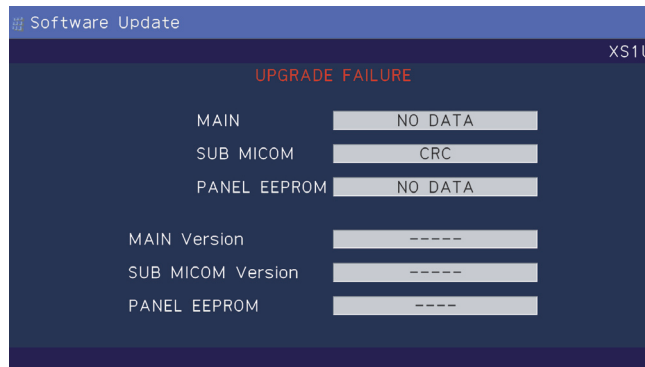
CAUTION: • The moment this operation is done, the upgrading of the monitor microprocessor software starts. While the upgrade is ongoing, never power off the unit. Otherwise the upgrade will fail and the system may be serious damaged beyond recovery (inability to start).

- After the monitor microprocessor software is upgraded, also perform the 'Industry Init'.

5. After the unit startup, the upgrade starts. The power led will blink continuously. Also, an upgrade screen will be shown during a minor upgrade.

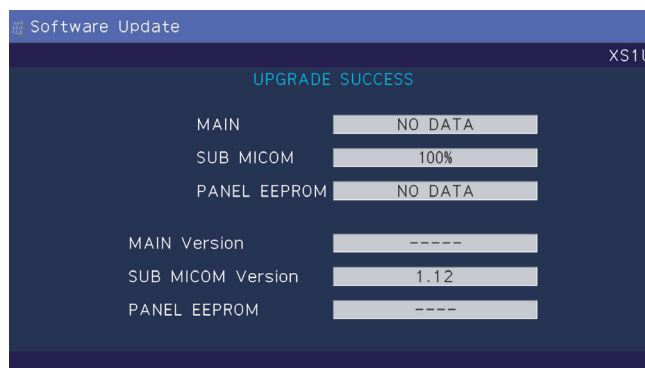


6. If the upgrade fails, power led will stop blinking. Also, the upgrade failure screen will be shown if upgrade screen was shown at 5.



NOTE: In the event of a transient failure, upgrade will be automatically retried up to three times. If the process repeatedly fails, hardware may be the cause.

7. Up on completion of the whole process, power and OPC LED will blink alternately. Also, the upgrade success screen will be shown if upgrade screen was shown at 5.



8. Unplug the AC cord and remove the USB Memory for version upgrade.
9. Now the software version upgrade is complete.

NOTE: When you are done with the software version upgrade, start the set, go to the top page of the adjustment process screen and check the monitor microprocessor software version information and panel size information.

3. Entering and exiting the adjustment process mode

- 1) Before entering the adjustment process mode, the AV position RESET in the video adjustment menu.
 - 2) While holding down the "VOL (-)" and "INPUT" keys at a time, plug in the AC cord of the main unit to turn on the power.
The letter "<K>" appears on the screen.
 - 3) Next, hold down the "VOL (-)" and "CH (∨)" keys at a time.
(The "VOL (-)" and "CH (∨)" keys should be pressed and held until the display appears.)
Multiple lines of blue characters appearing on the display indicate that the unit is now in the adjustment process mode.
When you fail to enter the adjustment process mode (the display is the same as normal startup), retry the procedure.
 - 4) To exit the adjustment process mode after the adjustment is done, unplug the AC cord from the outlet to make a forced shutdown. (When the power was turned off with the remote controller, once unplug the AC cord and plug it again. In this case, wait 10 seconds or so before plugging.)
- CAUTION: Use due care in handling the information described here lest your users should know how to enter the adjustment process mode. If the settings are tampered in this mode, unrecoverable system damage may result.

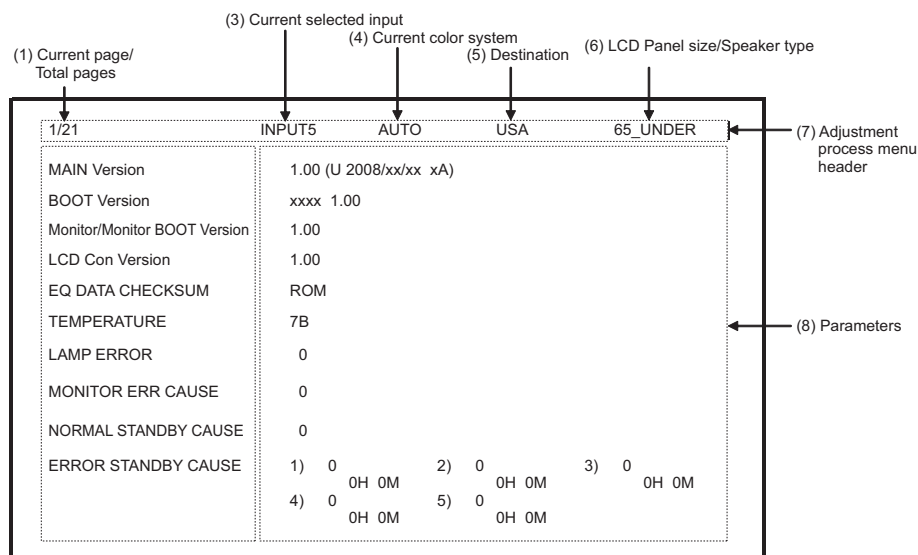
4. Remote controller key operation and description of display in adjustment process mode

- 1) Key operation

Remote controller key	Main unit key	Function
CH (∨ / ∧)	CH (∨ / ∧)	Moving an item (line) by one (UP/DOWN)
VOL (+/-)	VOL (+/-)	Changing a selected item setting (+1/ -1)
Cursor (UP/DOWN)	—————	Turing a page (PREVIOUS/NEXT)
Cursor (LEFT/RIGHT)	—————	Changing a selected line setting (+10/ -10)
INPUT	—————	Input switching (toggle switching) (TUNER→INPUT1→INPUT2→INPUT3→INPUT4→INPUT5→INPUT6→INPUT7)
ENTER	—————	Executing a function

*Input mode is switched automatically when relevant adjustment is started so far as the necessary input signal is available.

- 2) Description of display



5. List of adjustment process mode menu

The character string in brackets [] will appear as a page title in the adjustment process menu header.

Page	Line	Item	Description	Remarks (adjustment detail, etc.)
1	1	STB MAIN Version	Main software version	Refer to *1 under the list for details Refer to *2 under the list for details
	2	STB BOOT Version		
	3	STB SUB Version	Sub software version	
	4	EQ DATA CHECKSUM	Audio data checksum	
	5	TEMPERATURE	STB temperature	
	6	STB SUB ERR CAUSE		
	7	NORMAL STANDBY CAUSE		
	8	ERROR STANDBY CAUSE		
2	1	INDUSTRY INIT	Initialization to factory settings	Level appears in green on the upper right
	2	INDUSTRY INIT(-Public)		
	3	PUBLIC MODE	Public mode	
	4	Center Acutime	Accumulated main operation time	
	5	RESET	Reset	
	6	VIC XPOS	X-coordinate setting for VIC READ	
	7	VIC YPOS	Y-coordinate setting for VIC READ	
	8	VIC COLOR	Collected color data setting for VIC READ	
	9	VIC SIGNAL TYPE	Signal type setting for VIC READ	
	10	VIC READ	Picture level acquisition function	
3	1	N358 ALL ADJ(INPUT1)	CVBS and TUNER signal level adjustment	
	2	N358 ALL ADJ(INPUT2)		
	3	N358 ALL ADJ(INPUT3)		
	4	N358 MAIN ADJ(INPUT1)	CVBS signal level adjustment	
	5	N358 MAIN ADJ(INPUT2)		
	6	N358 MAIN ADJ(INPUT3)		
	7	TUNER DAC ADJ	TUNER signal level adjustment	
	8	N358 CONTRAST A_GAIN		
	9	N358 CONTRAST D_GAIN		
	10	N358 CONTRAST OFFSET		
	11	TUNER CONTRAST A_GAIN		
	12	TUNER CONTRAST D_GAIN		
4	1	TUNER VCHIP TEST(69ch)	Tuning test and VCHIP test (69ch)	
	2	TUNER VCHIP TEST(7ch)	Tuning test and VCHIP test (7ch)	
	3	TUNER VCHIP TEST(10ch)	Tuning test and VCHIP test (10ch)	
	4	TUNER VCHIP TEST(15ch)	Tuning test and VCHIP test (15ch)	
	5	TUNER VCHIP TEST(4ch)	Tuning test and VCHIP test (4ch)	
	6	HDMI EDID WRITE		
	7	HDMI CEC TEST		
	8	INSPECT USB TERM		
5	1	COMP15K ADJ(INPUT1)	Component 15K picture level adjustment (main)	
	2	COMP15K ADJ(INPUT3)		
	3	COMP15K Y A_GAIN		
	4	COMP15K Cb A_GAIN		
	5	COMP15K Cr A_GAIN		
	6	COMP15K Y D_GAIN		
	7	COMP15K Cb D_GAIN		
	8	COMP15K Cr D_GAIN		
	9	COMP15K Y OFFSET		
	10	COMP15K Cb OFFSET		
	11	COMP15K Cr OFFSET		
6	1	COMP33K ADJ(INPUT1)	Component 33K picture level adjustment (main)	
	2	COMP33K ADJ(INPUT3)		
	3	COMP33K Y A_GAIN		
	4	COMP33K Cb A_GAIN		
	5	COMP33K Cr A_GAIN		
	6	COMP33K Y D_GAIN		
	7	COMP33K Cb D_GAIN		
	8	COMP33K Cr D_GAIN		
	9	COMP33K Y OFFSET		
	10	COMP33K Cb OFFSET		
	11	COMP33K Cr OFFSET		

Page	Line	Item	Description	Remarks (adjustment detail, etc.)
7	1	ANALOG RGB ADJ	Analog RGB picture level adjustment	
	2	R A_GAIN		
	3	G A_GAIN		
	4	B A_GAIN		
	5	R D_GAIN		
	6	G D_GAIN		
	7	B D_GAIN		
	8	R OFFSET		
	9	G OFFSET		
	10	B OFFSET		
8	1	Audio Switch		
	2	Flat Mode		
	3	ADC Volume 1		
	4	ADC Volume 2		
	5	ADC Volume 3		
	6	ADC Volume 4		
	7	ADC Volume 5		
	8	ADC Volume 6		
9	1	Lip Sync LR		
	2	Lip Sync Monitor		
	3	Lip Sync SW		
	4	LR Func Vol AIN(2ch)		
	5	LR Func Vol HDMI(2ch)		
	6	LR Func Vol ATV(2ch)		
	7	LR Func Vol DTV(2ch)		
	8	Input Trim(2ch)		
10	1	PEQ1 F0		
	2	PEQ1 Q		
	3	PEQ1 Gain		
	4	PEQ1 Gain Limit		
	5	PEQ1 Fade Time		
	6	PEQ2 F0		
	7	PEQ2 Q		
	8	PEQ2 Gain		
	9	PEQ2 Gain Limit		
	10	PEQ2 Fade Time		
11	1	PEQ3 F0		
	2	PEQ3 Q		
	3	PEQ3 Gain		
	4	PEQ3 Gain Limit		
	5	PEQ3 Fade Time		
	6	PEQ4 F0		
	7	PEQ4 Q		
	8	PEQ4 Gain		
	9	PEQ4 Gain Limit		
	10	PEQ4 Fade Time		
12	1	PEQ5 F0		
	2	PEQ5 Q		
	3	PEQ5 Gain		
	4	PEQ5 Gain Limit		
	5	PEQ5 Fade Time		
	6	PEQ6 F0		
	7	PEQ6 Q		
	8	PEQ6 Gain		
	9	PEQ6 Gain Limit		
	10	PEQ6 Fade Time		
13	1	PEQ7 F0		
	2	PEQ7 Q		
	3	PEQ7 Gain		
	4	PEQ7 Gain Limit		
	5	PEQ7 Fade Time		
	6	Subsonic Filter		

Page	Line	Item	Description	Remarks (adjustment detail, etc.)
14	1	Output Trim		
	2	Clipper		
	3	SubVolume Default		
	4	SubVolume SH Bass		
	5	Mon Func Vol AIN		
	6	Mon Func Vol HDMI		
	7	Mon Func Vol ATV		
	8	Mon Func Vol DTV		
	9	SW Func Vol AIN		
	10	SW Func Vol HDMI		
	11	SW Func Vol ATV		
	12	SW Func Vol DTV		
15	1	BE ATT		
	2	BE G Limit		
	3	Bass Center ATT		
	4	Bass Vol0 MIN		
	5	Bass Vol60 MIN		
	6	Bass Vol60 Center		
	7	Bass Vol0 MAX		
	8	Bass Vol60 MAX		
16	1	Treble Center ATT		
	2	Treble Vol0 MIN		
	3	Treble Vol60 MIN		
	4	Treble Vol60 Center		
	5	Treble Vol0 MAX		
	6	Treble Vol60 MAX		
	7	VS Path		
	8	VS Option		
	9	VS SP Interval		
	10	VS Width		
	11	VS Input Gain(2ch)		
17	1	Bass AGC		
	2	Bass Harmonics		
	3	Bass LPF Fc		
	4	Bass HPF Fc		
	5	BassAGC Max		
	6	BassAGC Min		
	7	BassAGC Attack Time		
	8	BassAGC Release Time		
	9	BassAGC Threshold		
	10	BassAGC HPF F0		
	11	Bass Harmonics Level		
	12	Bass Harmonics LPF F		
	13	Bass Harmonics HPF F		
18	1	MONITOR TIME OUT		
	2	MONITOR MAX TEMP		
	3	MONITOR ERROR CAUSE RESET		
19	1	TV TEST PATTERN 1		
	2	TV TEST PATTERN 2		
20	1	KEY LOCK(1217)		
	2	KOUTEI AREA ALL CLEAR		
	3	A MODE AREA CLEAR		
	4	BACKUP AREA CLEAR		
	5	B MODE AREA CLEAR		
	6	EXECUTION		
21	1	EEP SAVE	Writing setting values to EEPROM	
	2	EEP RECOVER	Reading setting values from EEPROM	
	3	STANDBY CAUSE RESET	Reset stand by cause	
	4	SETTING FOR ADJ		

6. Special features

- * STANDBY CAUSE (Page 1/21)
Display of a cause (code) of the last standby
The cause of the last standby is recorded in EEPROM whenever possible.
Checking this code will be useful in finding a problem when you repair the troubled set.
- * EEP SAVE (Page 36/21)
Storage of EEP adjustment value
- * EEP RECOVER (Page 36/21)
Retrieval of EEP adjustment value from storage area

7. Video signal adjustment procedure

*Adjustment process mode menu is listed in section 5.

7.1. Signal check



Signal generator level adjustment check (Adjustment to the specified level)

- Composite signal : 0.714Vp-p \pm 0.02Vp-p (Pedestal to white level)
- 15K component signal : Y level : 0.714Vp-p \pm 0.02Vp-p (Pedestal to white level)
PB, PR level : 0.7Vp-p \pm 0.02Vp-p
- 33K component signal : Y level : 0.7Vp-p \pm 0.02Vp-p (Pedestal to white level)
PB, PR level : 0.7Vp-p \pm 0.02Vp-p
- Analog RGB : RGB level : 0.7Vp-p \pm 0.02Vp-p (Pedestal to white level)


7.2. Entering the adjustment process mode

Enter the adjustment process mode according to the steps described in section 3.

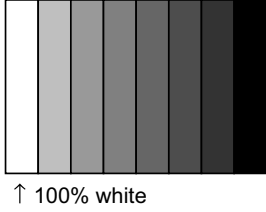
7.3. N358 composite signal adjustment (Tuner)

	Adjustment item	Adjustment conditions	Adjustment procedure
1	Adjustment	N358 signal	Feed the NTSC (3.58) split field color bar signal (75% color saturation) to VIDEO 1 input. Feed the RF signal (by use of US-10ch) to TUNER-A. <div style="display: flex; justify-content: space-around; align-items: center; margin-top: 10px;"> <div style="text-align: center;">  <p>[Video input signal]</p> <p>↑ 100% white</p> </div> <div style="text-align: center;">  <p>[US-10CH]</p> <p>↑ 100% white</p> </div> </div>
2	Auto adjustment performance	Page 3/36	Bring the cursor on [•N358 ALL ADJ] and press [ENTER]. [•N358 ALL ADJ FINISH] appears when finished.

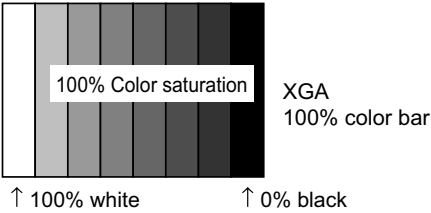
7.4. Component 15K signal adjustment

	Adjustment item	Adjustment conditions	Adjustment procedure
1	Adjustment	480i signal	Feed the 100% color bar signal to INPUT 1 component input. <div style="text-align: center; margin-top: 10px;">  <p>↑ 100% white</p> </div>
2	Auto adjustment performance	Page 5/36	Bring the cursor on [•COMP 15K ADJ] and press [ENTER]. [•COMP 15K ADJ FINISH] appears when finished.

7.5. Component 33K signal adjustment

	Adjustment item	Adjustment conditions	Adjustment procedure
1	Adjustment	1080i signal	Feed the 100% color bar signal to INPUT 1 component input. 
2	Auto adjustment performance	Page 6/36	Bring the cursor on [COMP 33K ADJ] and press [ENTER]. [COMP 33K ADJ FINISH] appears when finished.

7.6. Analog RGB signal adjustment

	Adjustment item	Adjustment conditions	Adjustment procedure
1	Adjustment	Analog RGB signal: XGA (1024 x 768) 60Hz SYNC: HV separate	Feed the XGA 100% color bar signal to ANALOG RGB input. 
2	Auto adjustment performance		Bring the cursor on [ANALOG RGB ADJ] and press [ENTER]. [ANALOG RGB ADJ OK] appears when finished.

7.7. Tuner/V-Chip test

	Adjustment item	Adjustment conditions	Adjustment procedure
1	Adjustment	NTSC RF signal US-7 (AIR) ch	Feed the NTSC signal to RF ANTENNA input.
2	Auto adjustment performance		Bring the cursor on [TUNER VCHIP TEST (*07ch)] and press [ENTER]. (*Select the channel according to the RF signal.) [A-OK (***)/VM-OK] appears in blue when finished. (If [A-NG/VM-NG] appears in yellow or red, the test is incomplete.) Make sure a displacement of ± 0.0625 MHz from the center frequency is acceptable.

8. Initialization to factory settings

CAUTION: When initialization is performed, all user setting data including the channel settings are initialized. Be cautious when making this adjustment.

(The adjustments done in the adjustment process mode are not initialized.)

	Adjustment item	Adjustment conditions	Adjustment procedure
1	Initialization	It turns off with AC power supply.	<p>Enter the adjustment process mode. Bring the cursor on to [INDUSTRY INIT] in page 2/21. Set to [ON] using [VOL] key, and press [ENTER] to execute the initialization. When the version number screen shows up on the green background and "SUCCESS" gets displayed at the top on screen, it means the procedure has been successfully carried out. (If an error occurs, "ERROR" is displayed on the red background.)</p> <ul style="list-style-type: none"> •Turn off the AC power. <p>*Never shut off the power during the initialization process. The following settings are initialized in this adjustment.</p> <ol style="list-style-type: none"> 1) User setting 2) Channel data (e.g. broadcast frequencies) 3) Password data 4) Operation time 5) Auto installation flag 6) V-CHIP block setting


After the adjustment, cancel the adjustment process mode.


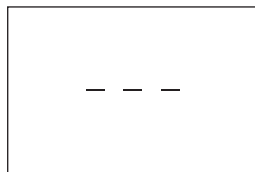
To exit the adjustment process mode, unplug the AC power cable from the outlet to make a forced shutdown. (When the power was turned off with the remote controller, once unplug the power cable and plug it again. In this case, wait 10 seconds or so before plugging.)

[2] PUBLIC MODE SETTING PROCEDURE

1. How to start Public Mode

- There are the following two ways to get the public mode setup screen displayed.

- ① In the adjustment process mode, turn on "PUBLIC MODE". Also press the "CH ()" and "VOL (+)" keys on the set at once and turn on the power.
- ② 1) Press the "INPUT" and "VOL (+)" keys on the set at once and turn on the power.
2) Get the password input screen displayed.



Procedure

- The input starts with the leftmost digit.
- Use the numeric keys [1] thru [9] and [0] keys on the remote controller.
The other keys are not acceptable.
- With a numeric-key input, "-" will change to "*".
The input position will move one digit to the right.
- With all the 3 digits entered, the password will be verified.

- 3) The 3-digit password is now verified.

The password [0] [2] [7] provides for the public mode screen. (This screen comes on with whatever adjustment process settings.)

With any other passwords, the screen changes to the normal mode.

2. How to exit Public Mode

There are the following ways to quit the public mode setup screen.

- Turn off "PUBLIC MODE" in the adjustment process mode. (☆) ← This way alone is not for quitting the setup screen, but for quitting the mode itself.
- Turn off the power with the "POWER" key. (★)
- Select "EXECUTE". (★)
- ★ ... "PUBLIC MODE" stays on in the adjustment process mode.
- ☆ ... The settings will be back to the factory ones.

3. Public Mode Setting Values

- With the factory settings made, the public mode settings get initialized. (The adjustment process remains intact.)

4. Public Mode Menu

The guidance is not displayed onscreen.

Setup procedure

- To move the cursor up and down, use the "cursor UP/DOWN" key (remote controller) and "CH (^)/(v)" key (remote controller and set).
- To change the settings, use the "cursor RIGHT/LEFT" key (remote controller) and "VOL (+)/(-)" key (remote controller and set).
- To save new settings, keep the cursor at "EXECUTE" and use "ENTER" key (remote controller and set).

PUBLIC MODE	
POWER ON FIXED	[VARIABLE]
MAXIMUM VOLUME	[60]
VOLUME FIXED	[VARIABLE]
VOLUME FIXED LEVEL	[20]
RC BUTTON	[RESPOND]
PANEL BUTTON	[RESPOND]
MENU BUTTON	[RESPOND]
AV POSITION FIXED	[VARIABLE]
ON SCREEN DISPLAY	[YES]
INPUT MODE START	[NORMAL]
INPUT MODE FIXED	[VARIABLE]
LOUD SPEAKER	[ON]
RC_PATH_THROUGH	[OFF]
232C POWON	[DISABLE]
PUBLIC MODE	[OFF]
RESET	
EXECUTE	

5. On Setting Items

* "EZ-SETUP" discussed below indicates "EZ-SETUP after the first power-on".

1) POWER ON FIXED

Selection	Selection between "Variable" and "Fixed" (loop provided)
Default	– (Variable)
Explanation	In "Fixed" setting, the power-off by the power key of the unit is invalidated and the image is kept being received. The power can be turned off by stopping the power supply from AC.
Limit in Setting	Refer to the "Power-On Fixed" sheet.
Exception	None
Remarks	• In "Variable" setting, the power operation is in wait for 1 sec. and then turned off when the main power switch is off.

2) MAXIMUM VOLUME

Selection	Adjustment from 0 to 60 (no loop)
Default	60
Explanation	Sound volume can not be adjusted higher than the preset value.
Limit in Setting	<ul style="list-style-type: none"> • When the sound volume is set lower than 59, only figures are displayed and the sound volume bar is not displayed. • The maximum sound volume for ON-timer (Wake up timer) is limited also to the preset value.
Exception	
Remarks	• When the sound volume is set higher than the MAX setting by the adjusting process, the sound volume control operation is prohibited for turn-up and the sound volume should be turned down to MAX in this state.

3) VOLUME FIXED

Selection	Selection between "Variable", "Fixed", "ACON (AC CTRL)" and "AC/RCON (AC/RC CTRL)" (loop provided)
Default	Variable
Explanation	<ul style="list-style-type: none"> • FIXED: Fixed at the level adjusted for a fixed volume. • AC CTRL: Start-up at the level specified for a fixed volume at ACON. • AC/RC CTRL: Start-up at the level specified for a fixed volume at start.
Limit in Setting	<ul style="list-style-type: none"> • The sound volume for the ON-timer (Wake up timer) is fixed also without display of menu. Besides, the setting is made impossible. (Basically, the menu is not displayed.) • The following keys become invalid: <ul style="list-style-type: none"> • Sound volume Up/Down (VOL +/-) [for both remote control and the unit] • Mute (MUTE)
Exception	• In the item "VOLUME" of adjustment process, the sound volume can be set freely irrespective of this setting.
Remarks	<ul style="list-style-type: none"> • As for sound volume fixing and sound volume MAX level, the sound volume fixing has priority. • Once the sound volume has been changed by adjustment process, it should be set back to the sound volume preset by sound volume fixing level when the adjustment process ends.

4) VOLUME FIXED LEVEL

Selection	Adjustment from 1 to 60 (no loop)
Default	60
Explanation	The sound volume to be fixed by "Volume fixed" is determined.
Limit in Setting	None
Exception	None
Remarks	Setting is valid only when "Volume fixed" is selected for "fixed".

5) R/C BUTTON

Selection	Selection between "Respond", "No Respond" and "Limited" (loop provided)
Default	Respond
Explanation	<p>Making the remote controller settings.</p> <ul style="list-style-type: none"> • At the "No Respond" setting, the remote controller keys are disabled. Its power key (reception/standby key) is disabled too. • At the "Limited" setting, some channel-related keys alone are operative. All the other remote controller keys (power, volume ▲/▼, channel ▲/▼, light control (brightness sensor), broadcast select) are inoperative.
Limit in Setting	① In "No respond" setting, all the keys (including the power key) are not accepted.
Exception	<ul style="list-style-type: none"> • Adjustment process, inspection process and hotel only keys are valid irrespective of setting. • All the keys can be used in adjustment process, inspection mode and hotel menu irrespective of setting.
Remarks	

6) PANEL BUTTON

Selection	Selection between "Respond" and "No respond" (loop provided)
Default	Respond
Explanation	All the operations by keys (except the power key) of the unit can be invalidated.
Limit in Setting	
Exception	<ul style="list-style-type: none"> • Adjustment process, inspection mode and hotel menu mode can be started irrespective of setting. • All the keys can be used in adjustment process, inspection mode and hotel menu irrespective of setting.
Remarks	

7) MENU BUTTON

Selection	Selection between "Respond" and "No respond" (loop provided)
Default	Respond
Explanation	In "No respond" setting, the menu operation by the menu key of the remote control and the menu key of the unit are invalidated.
Limit in Setting	
Exception	<ul style="list-style-type: none"> • Adjustment process, inspection mode and hotel menu mode can be started irrespective of setting. • All the keys can be used in adjustment process, inspection mode and hotel menu irrespective of setting.
Remarks	

8) ON SCREEN DISPLAY

Selection	Selection between "Yes", "No" (loop provided)
Default	Yes
Explanation	<ul style="list-style-type: none"> • At the "No" setting, the following items are not displayed onscreen: register, setting, adjustment menu, channel call and volume bar. <p>On the wide-screen models, an input selection is immediately made because the menu is not displayed.</p> <ul style="list-style-type: none"> • At the "Limited" setting, some items cannot be displayed onscreen. <p>On the Japan-destined models, the channel call "Message" alone cannot be displayed. (This is because the channel call message may be confused with a message being sent from the hotel.)</p> <p>On the North America-destined models, the OSD works the same as at the "No" setting.</p>
Limit in Setting	<ul style="list-style-type: none"> • Keys falling under any of the following items become invalid. <ol style="list-style-type: none"> ① Appearance of screen changes and the sound changes. ② Personal functions which are hard to restore. <p>Screen display, menu, OFF-timer, ON-timer, AV MODE, screen size switching, clock setting, treble emphasis, AUDIO ONLY, sound changeover, LANGUAGE, CLOSED CAPTION</p>
Others	<ul style="list-style-type: none"> • Simple input switching is generated. Those which are restored soon after leaving as they are and may be requested for change by customer are not prohibited. <p>Brightness sensor (BACKLIGHT) and PIC. FLIP</p>
Exception	<ul style="list-style-type: none"> • Such a caution which is displayed independently is displayed as it is. <p>Non-responding signal caution</p>
Remarks	<ul style="list-style-type: none"> • When CC has already been ON, CLOSED CAPTION is displayed.

9) INPUT MODE START

Selection	Selection between "Normal", "Air (✳)" "INPUT 1/2/3" "HDMI 1/2/3" "DVI" (loop provided)
Default	Normal
Explanation	In power-ON, the input source to be started or channel can be set. (In standard mode, the operation follows the last memory.)
About options	<ul style="list-style-type: none"> • All the input sources in the model are made selectable. • In TV mode, the channel to be set follows the last memory and the content of the last memory is included in the notation by options. Ex.) Air (2), Cable (98.1) etc.
Limit in Setting	<ul style="list-style-type: none"> • The display of channel setting menu and the channel setting operation are prohibited.
Exception	
Remarks	<ul style="list-style-type: none"> • In setting at "Normal", the setting of "Input mode fixed" is changed to "Variable" and selection should be prohibited.

TU-X1U

10)INPUT MODE FIXED

Selection	Selection between "Variable", "Fixed", "ACON (AC CTRL)" and "AC/RCON (AC/RC CTRL)" (loop provided)
Default	– (Variable)
Explanation	<ul style="list-style-type: none"> • At the "Fixed" setting, the TV set gets started with the settings of "Input mode start", and then any other channels and inputs are not accepted. • At the "ACON (AC CTRL)" setting, the TV set gets started with the settings of "Input mode start" under AC control. • At the "AC/RCON (AC/RC CTRL)" setting, the TV set gets started with the settings of "Input mode start" under either control.
Limit in Setting	<ul style="list-style-type: none"> • With the execution of hotel mode, the input source is forced to change to that set by "Input mode start" and the channel switching and input switching are prohibited thereafter. • ON-timer's (Wake-up timer) channel items are not displayed or the operation is prohibited. (Basically, they are not displayed.) • The following keys are invalidated. CH ▲ / ▼, direct tuning button, FLASHBACK, input <p>*However, the keys (input switching and CH ▲ / ▼ keys) of the unit for menu operation remain valid.</p>
Exception	None
Remarks	<ul style="list-style-type: none"> • In the following case, setting is cancelled and mode is changed to "Variable". ① When the setting of "Input mode start" is set to "Normal".

11)RC_PATH_THROUGH

Selection	Selection between "OFF", "ON: TV RCE" and "ON: TV RCD" (loop provided)
Default	OFF
Explanation	Function to feed the remote controller-received signal to Pin 9 (open) on the RS232C.
Limit in Setting	None
Exception	None
Remarks	None

12)AV POSITION FIXED

Selection	Selection between "Variable" and "Fixed" (loop provided)
Default	Variable
Explanation	<p>In case of "Fixed" setting,</p> <ul style="list-style-type: none"> – Menu "Picture" and "Audio" setting can't be changed like "Dynamic (Fixed)". – When "AV Mode" key is pressed, TV just displays current AV Mode (cannot be changed.).
Limit in Setting	None
Exception	None
Remarks	<ul style="list-style-type: none"> • When receiving with AV Position key, OPC, Dolby key and other direct audio select keys, the current display stays on and no setting can be changed. • Even by initializing personal information, the hotel-mode settings are kept intact. In this way, the AV positions, video and audio adjustment settings are not initialized.

13)LOUD SPEAKER (ON/OFF)

Selection	Selection between "ON" and "OFF" (loop provided)
Default	ON
Explanation	If "OFF" is selected, TV stops Speaker output even without Headphone connected.
Limit in Setting	None
Exception	None
Remarks	<ul style="list-style-type: none"> • Press the volume UP/DOWN key, and the mute icon appears for 4 seconds. • The mute key and audio-related keys are displayed with caution. • Usually, the headphones and monitor audio outputs can be adjustable.

14)232C POWON

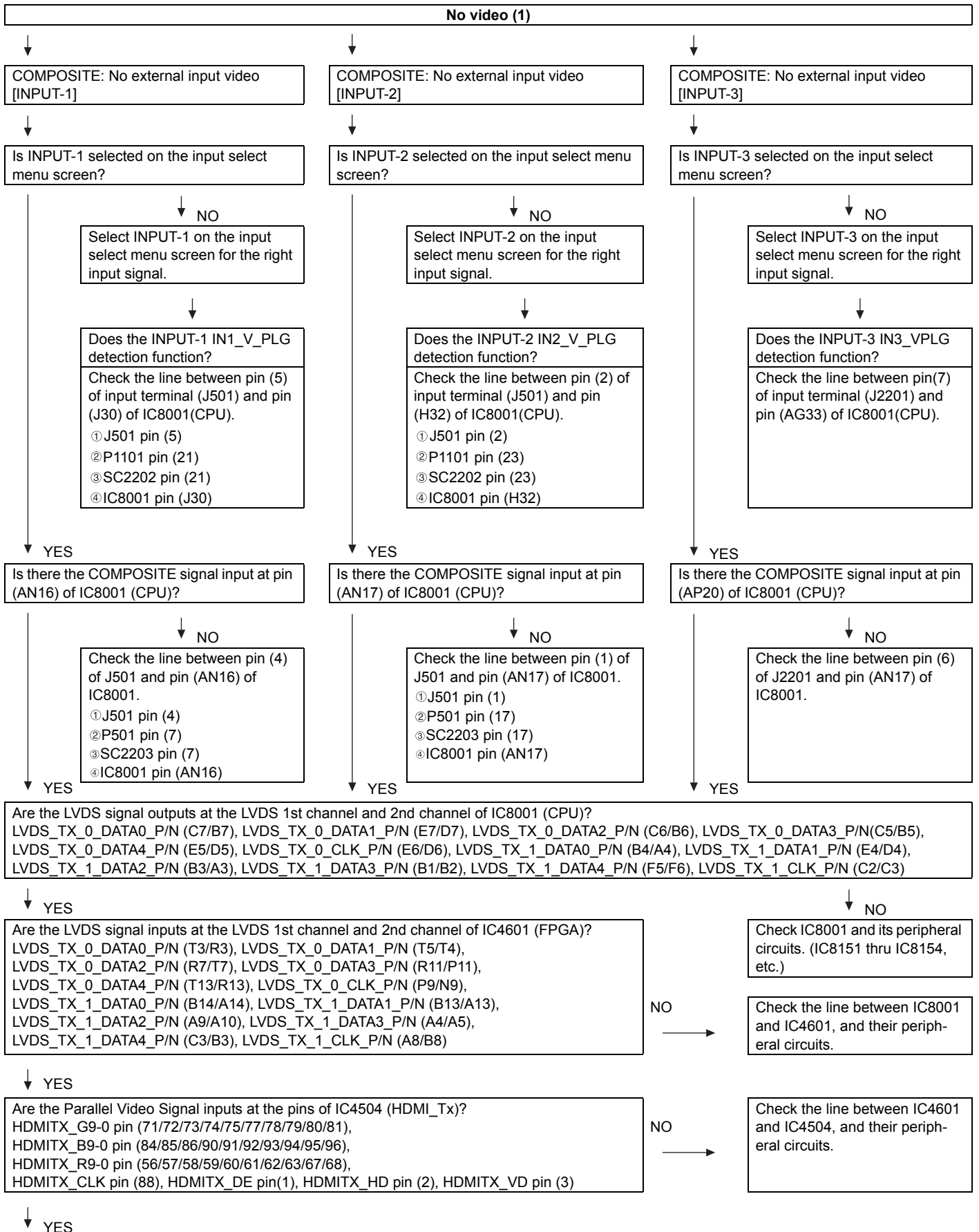
Selection	Selection between "Disable" and "Enable" (loop provided)
Default	Disable
Explanation	In the standby mode, the power-on by the 232C command is enabled or disabled.
Limit in Setting	None
Exception	None
Remarks	None

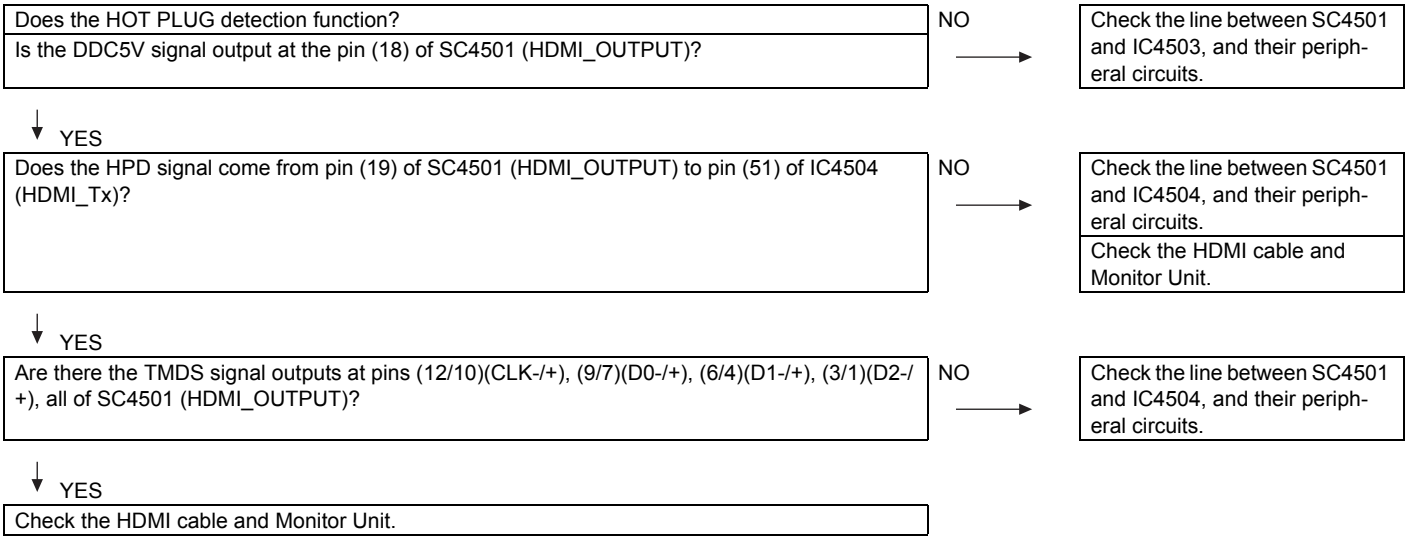
15)PUBLIC MODE (ON/OFF)

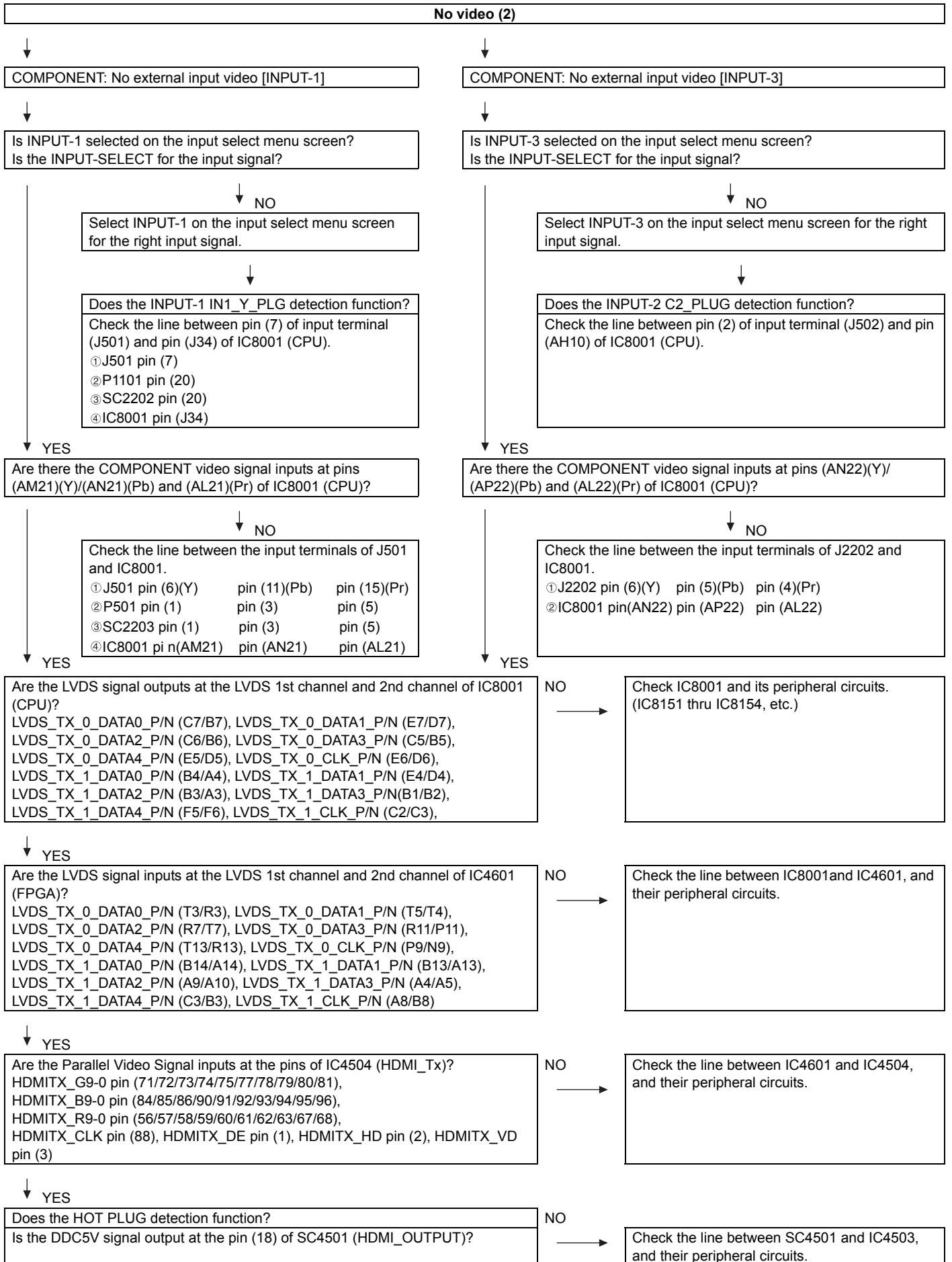
Selection	Selection between "ON" and "OFF" (loop provided)
Default	OFF
Explanation	In case of "ON", public mode settings are effected.
Limit in Setting	None
Exception	None
Remarks	The public-mode settings are operable only when this item is set at ON.

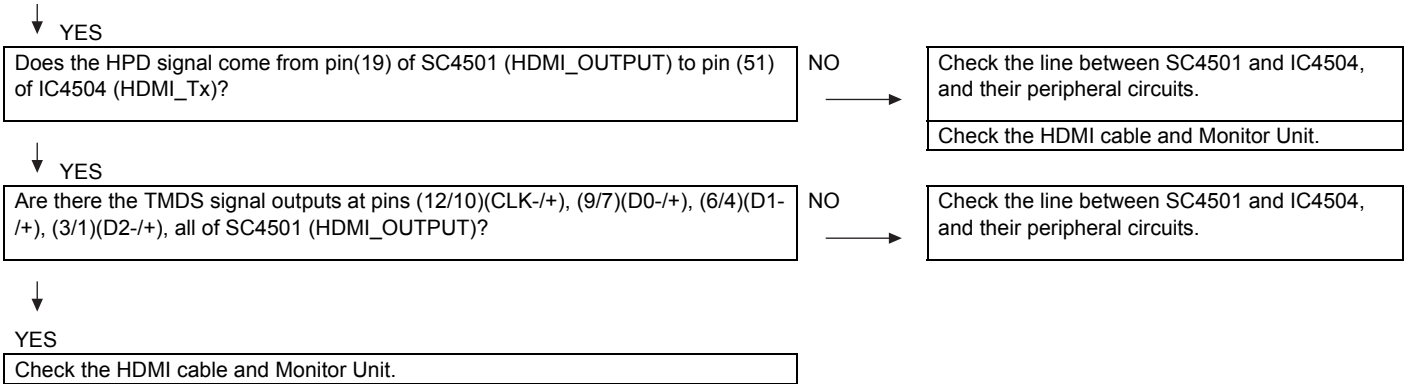
CHAPTER 4. TROUBLESHOOTING TABLE

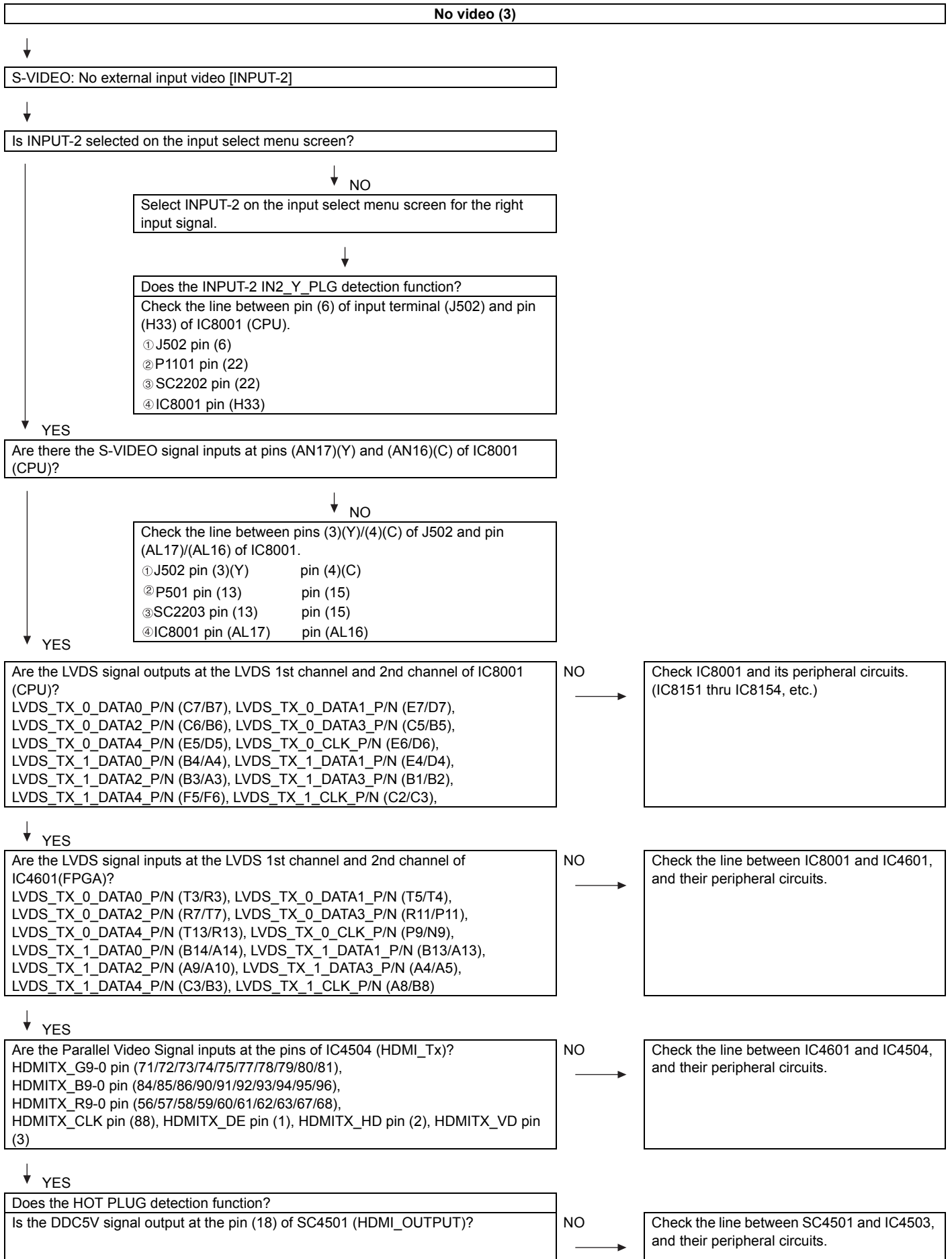
[1] TROUBLESHOOTING TABLE

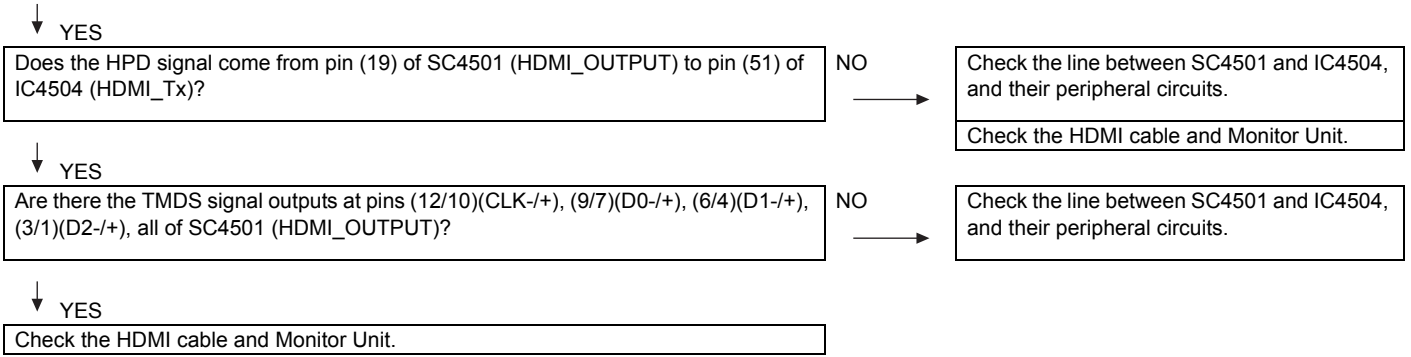


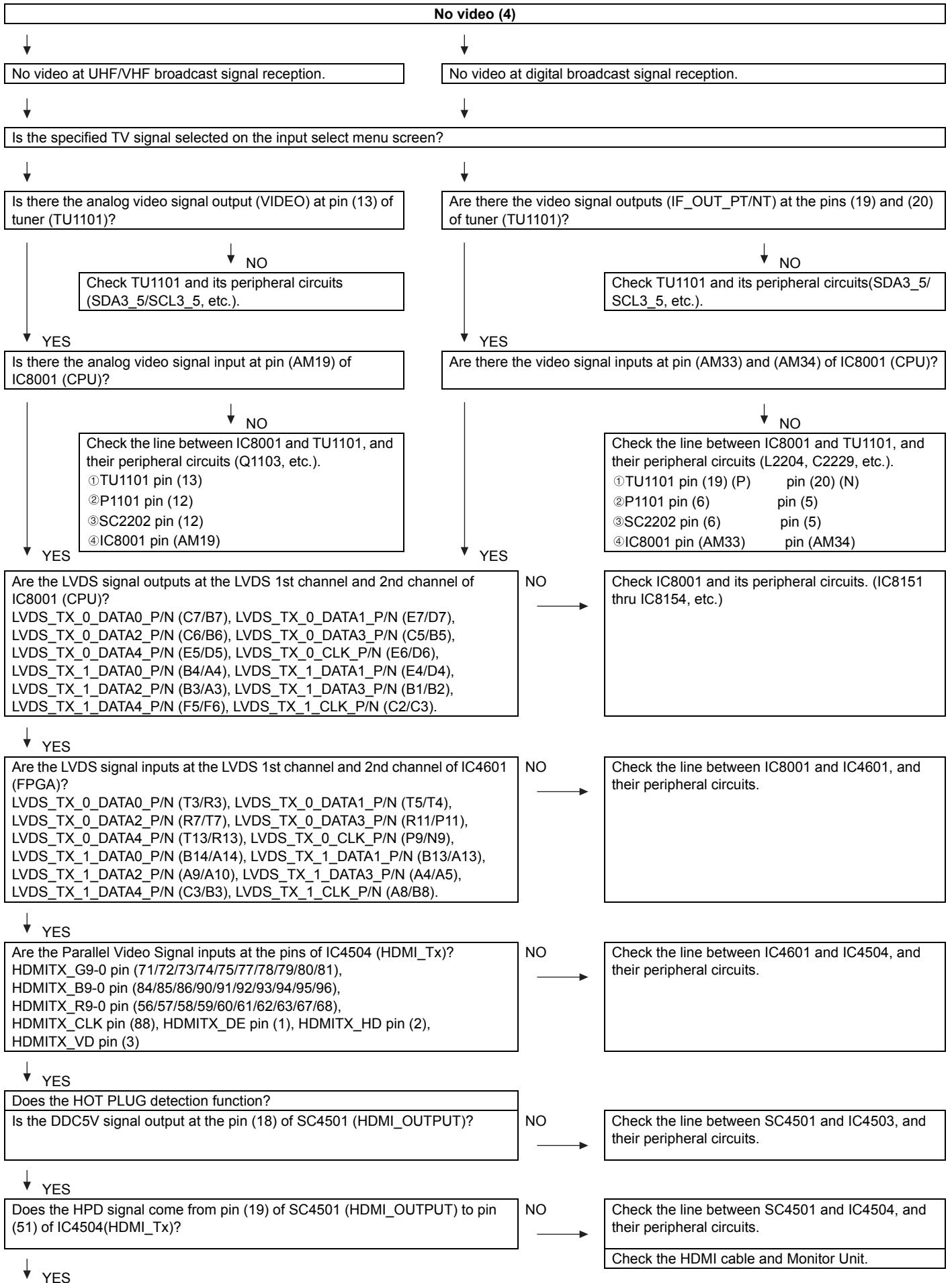












Are there the TMDS signal outputs at pins (12/10)(CLK-/+), (9/7)(D0-/+), (6/4)(D1-/+), (3/1)(D2-/+), all of SC4501 (HDMI_OUTPUT)?

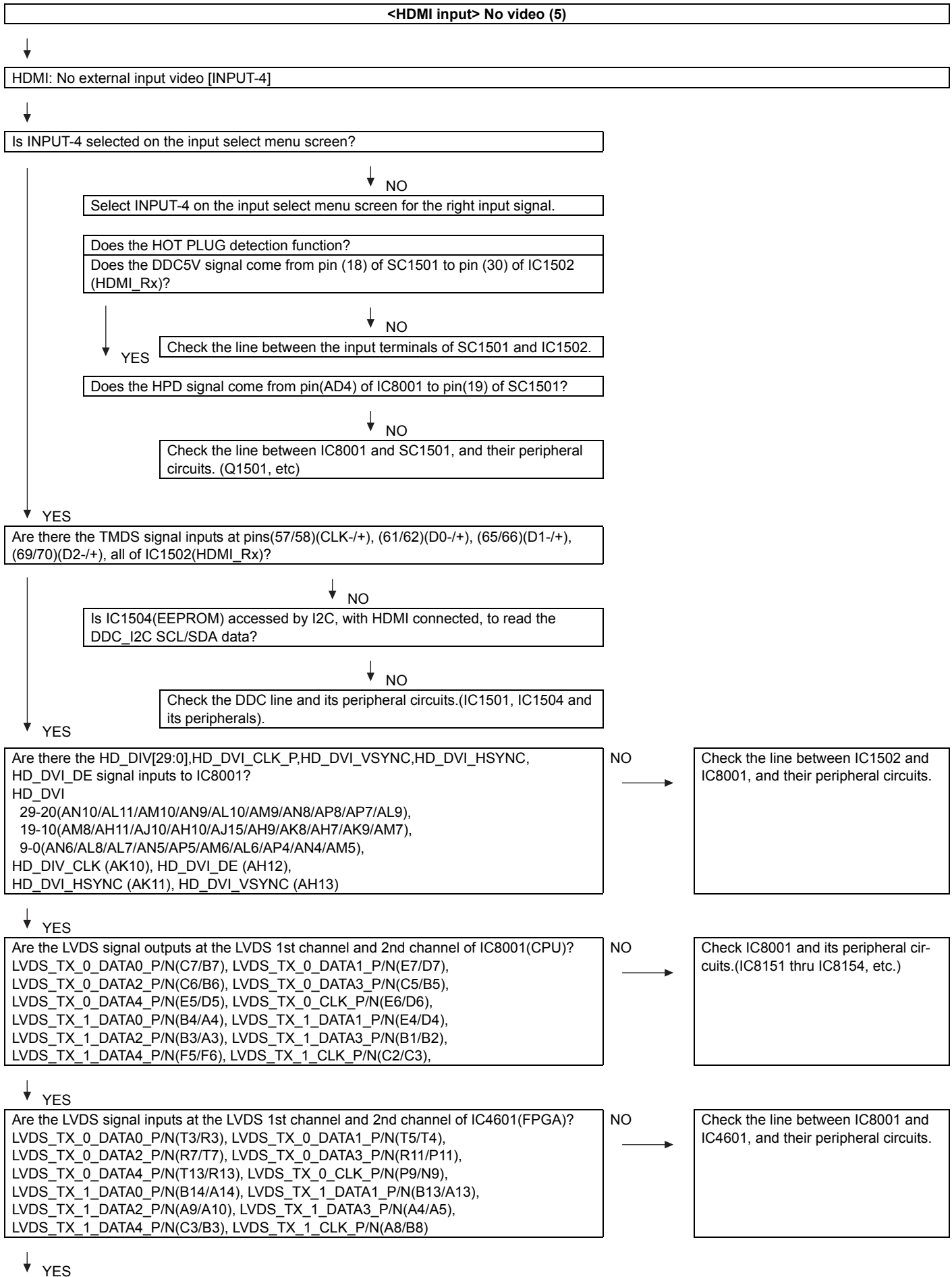
NO

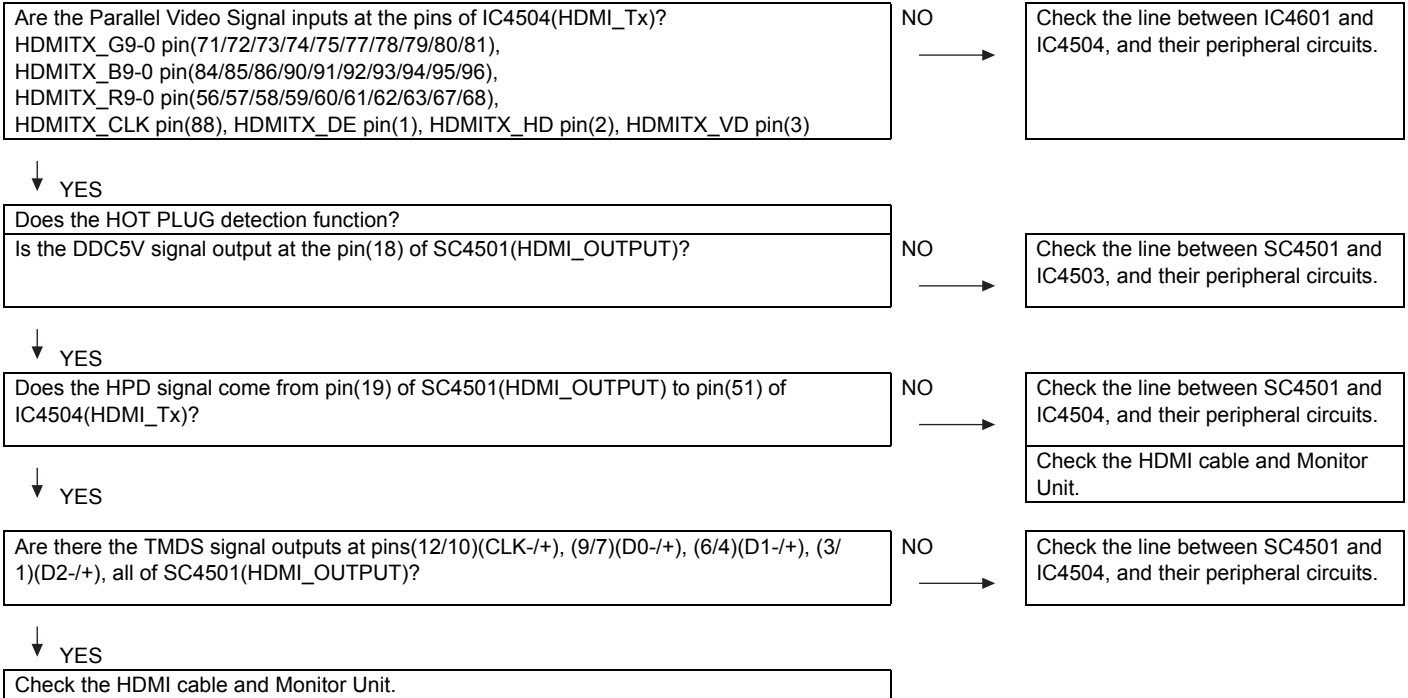


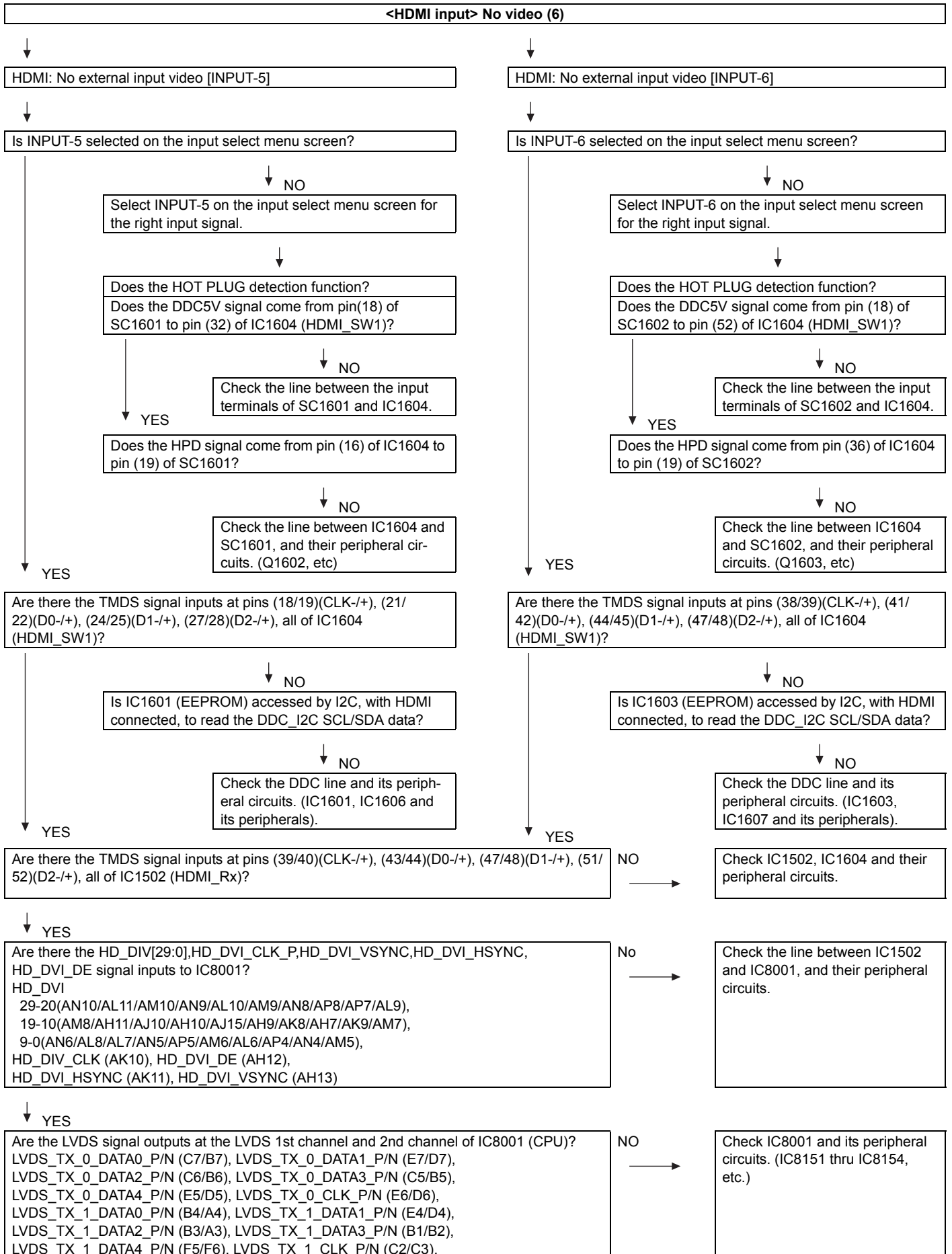
Check the line between SC4501 and IC4504, and their peripheral circuits.

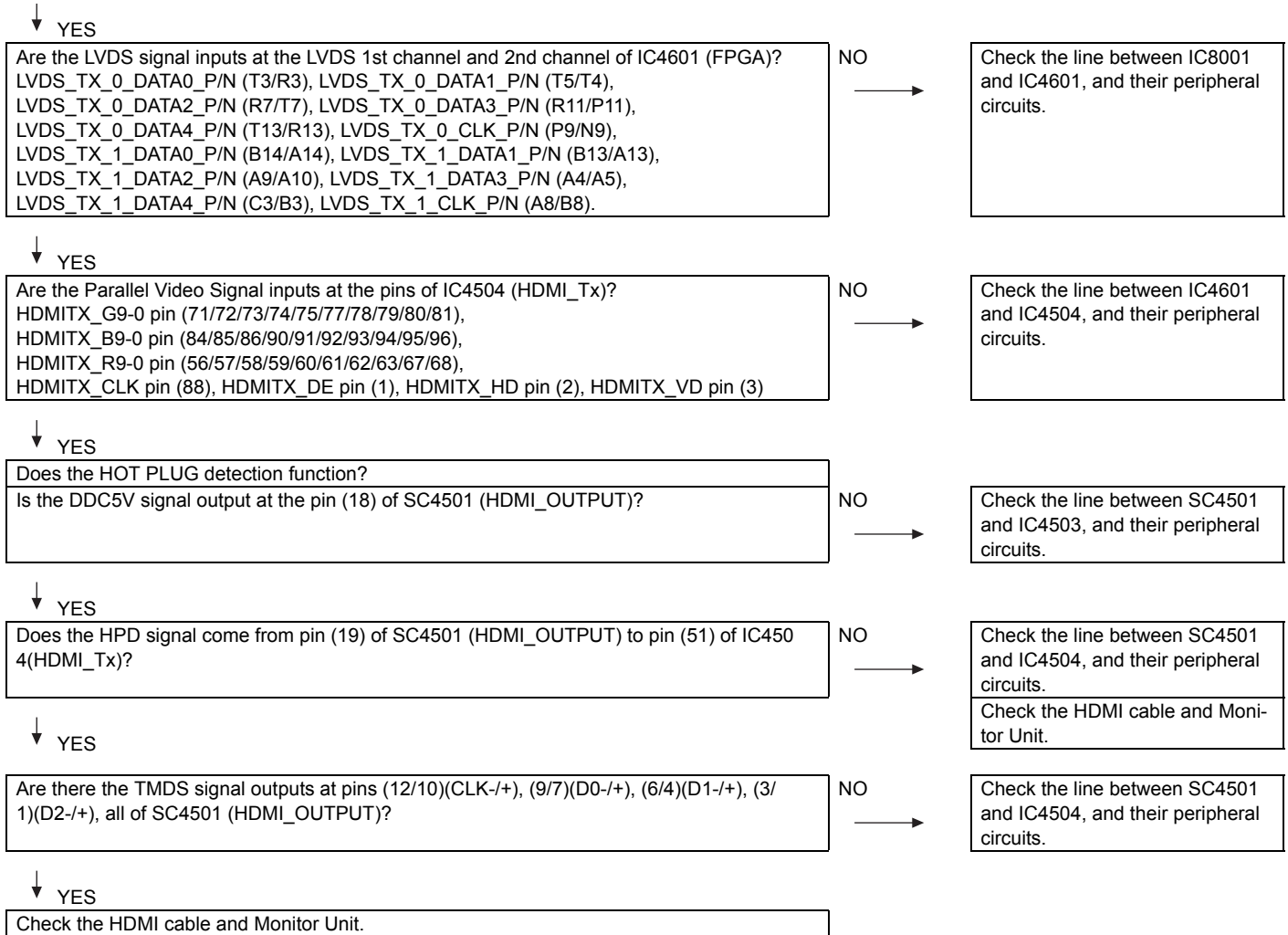
↓ YES

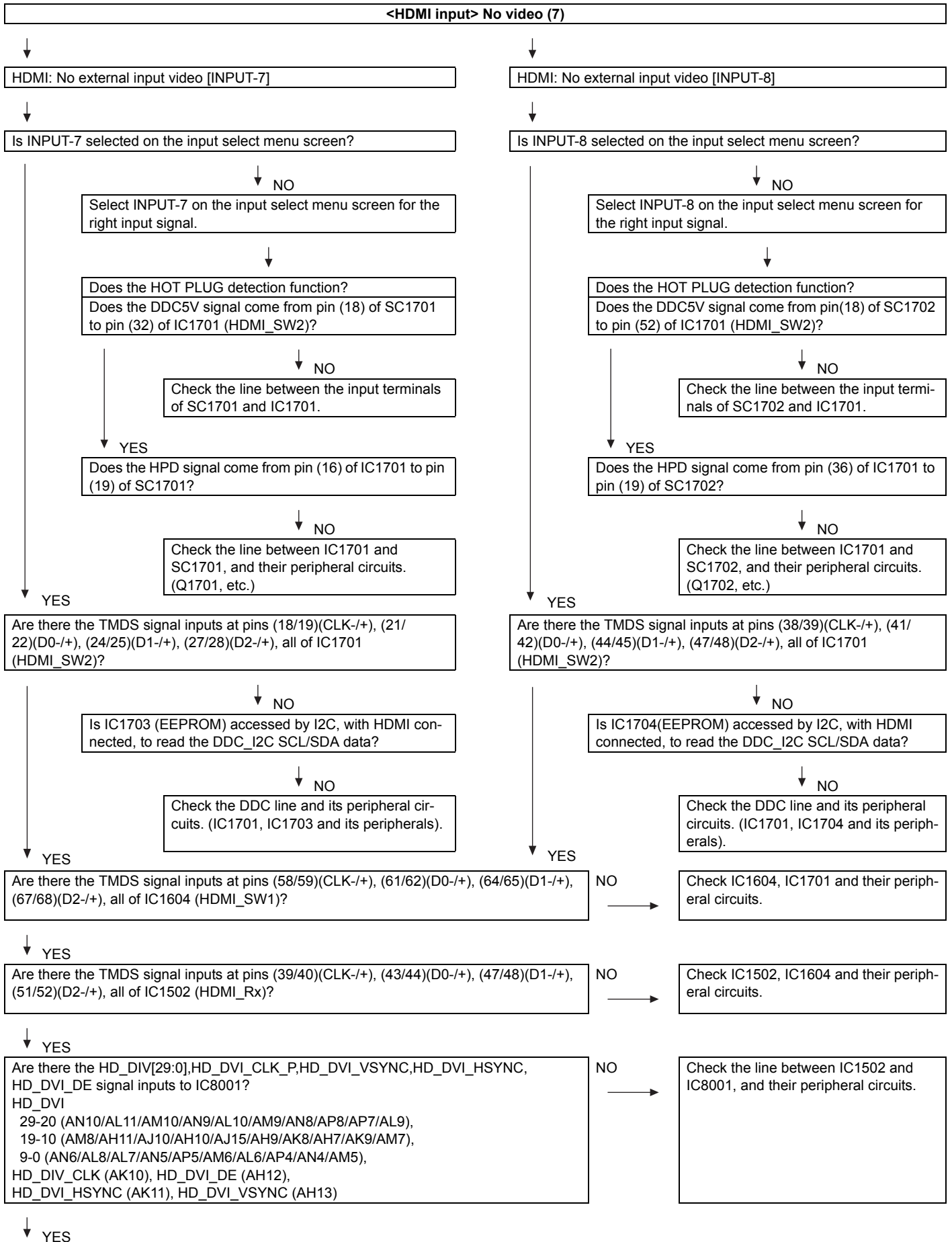
Check the HDMI cable and Monitor Unit.

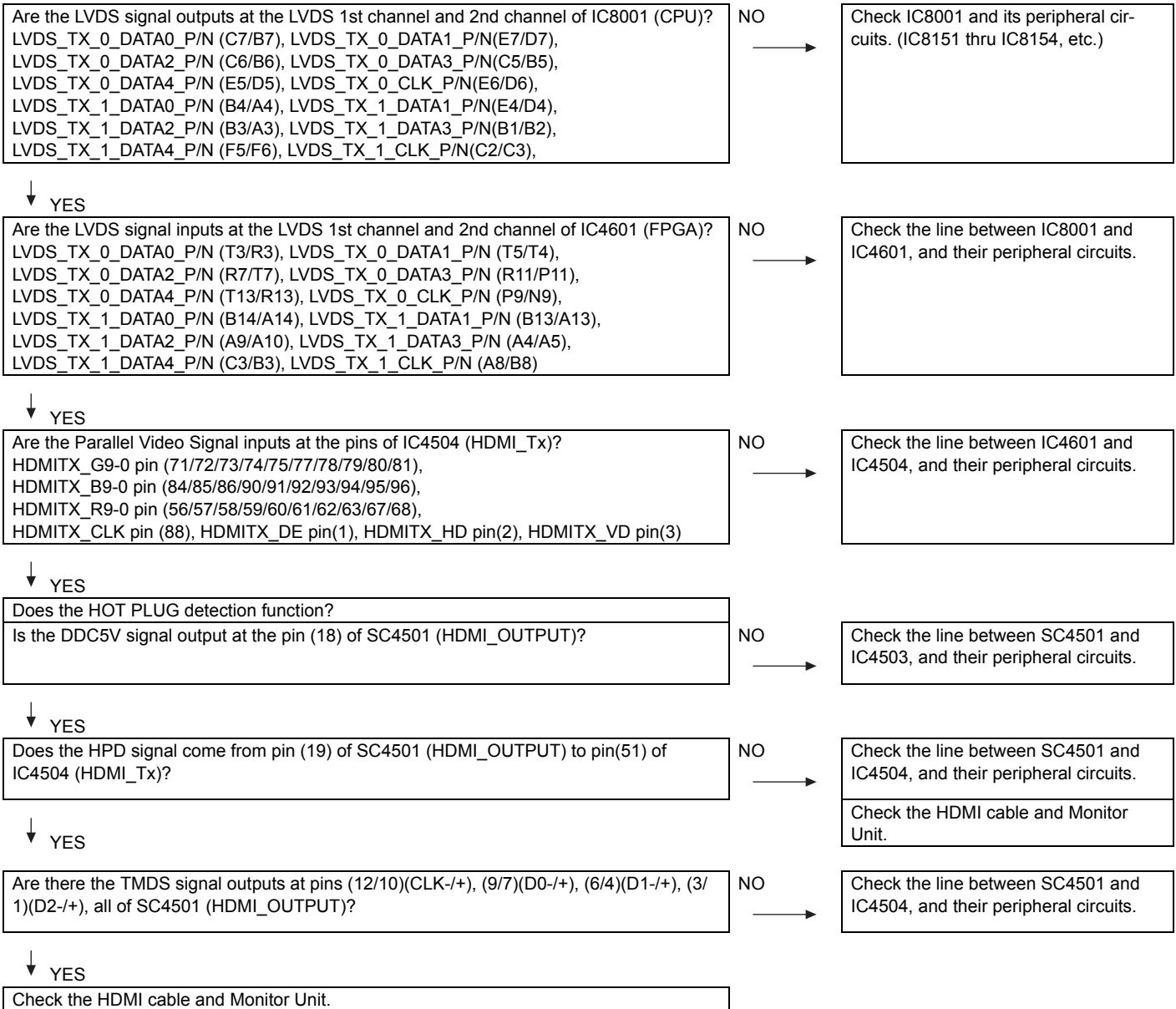


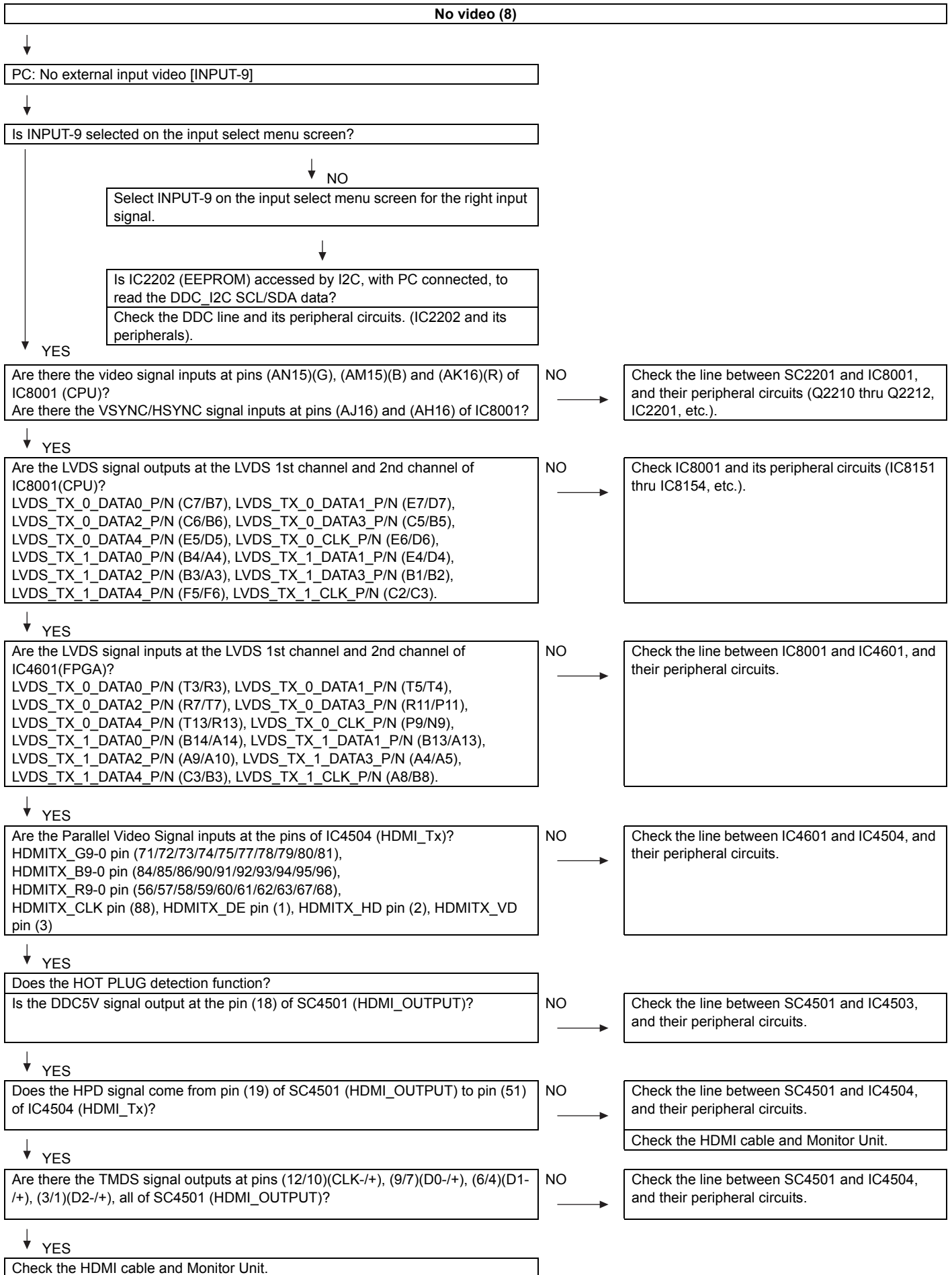


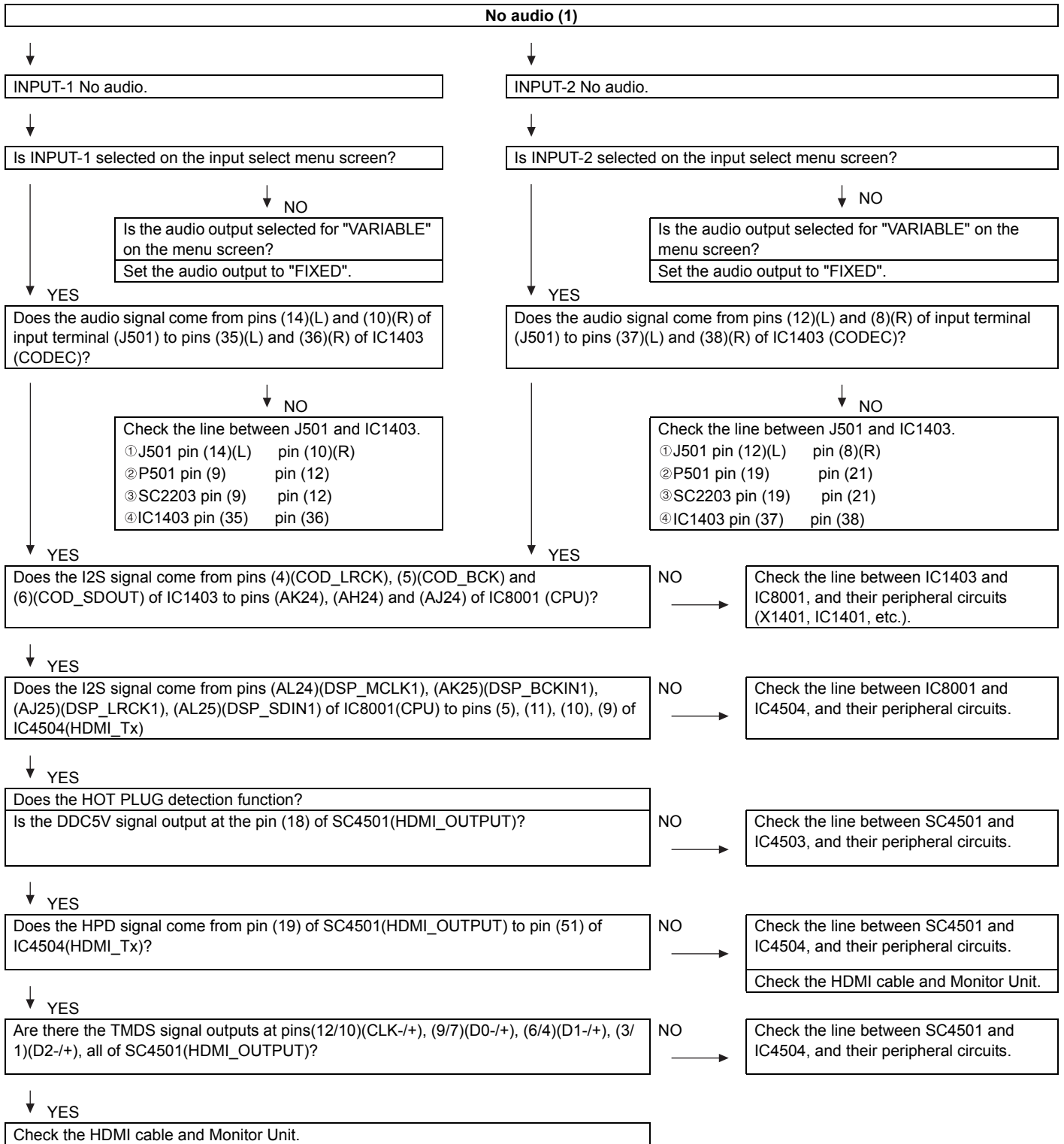


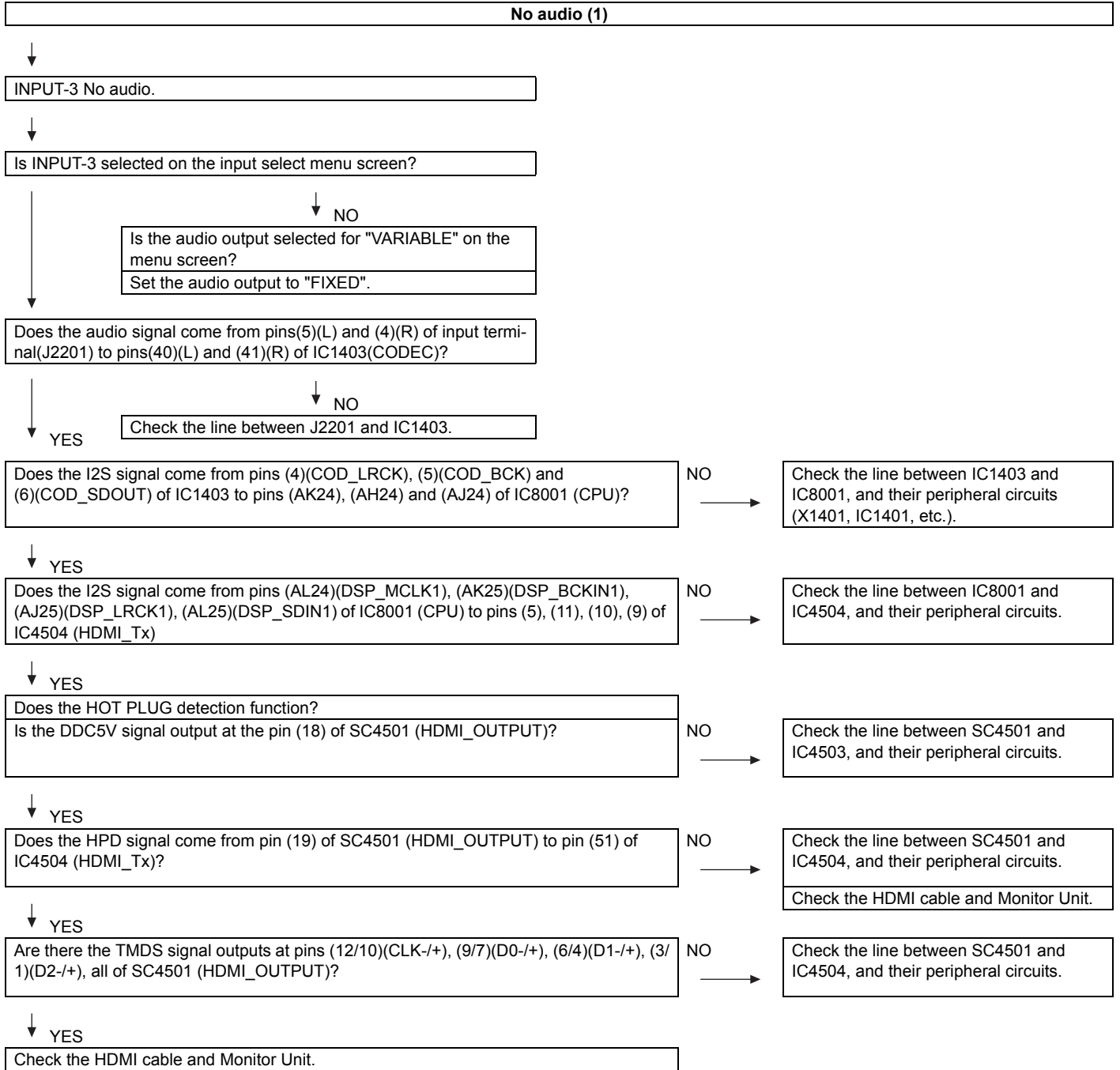


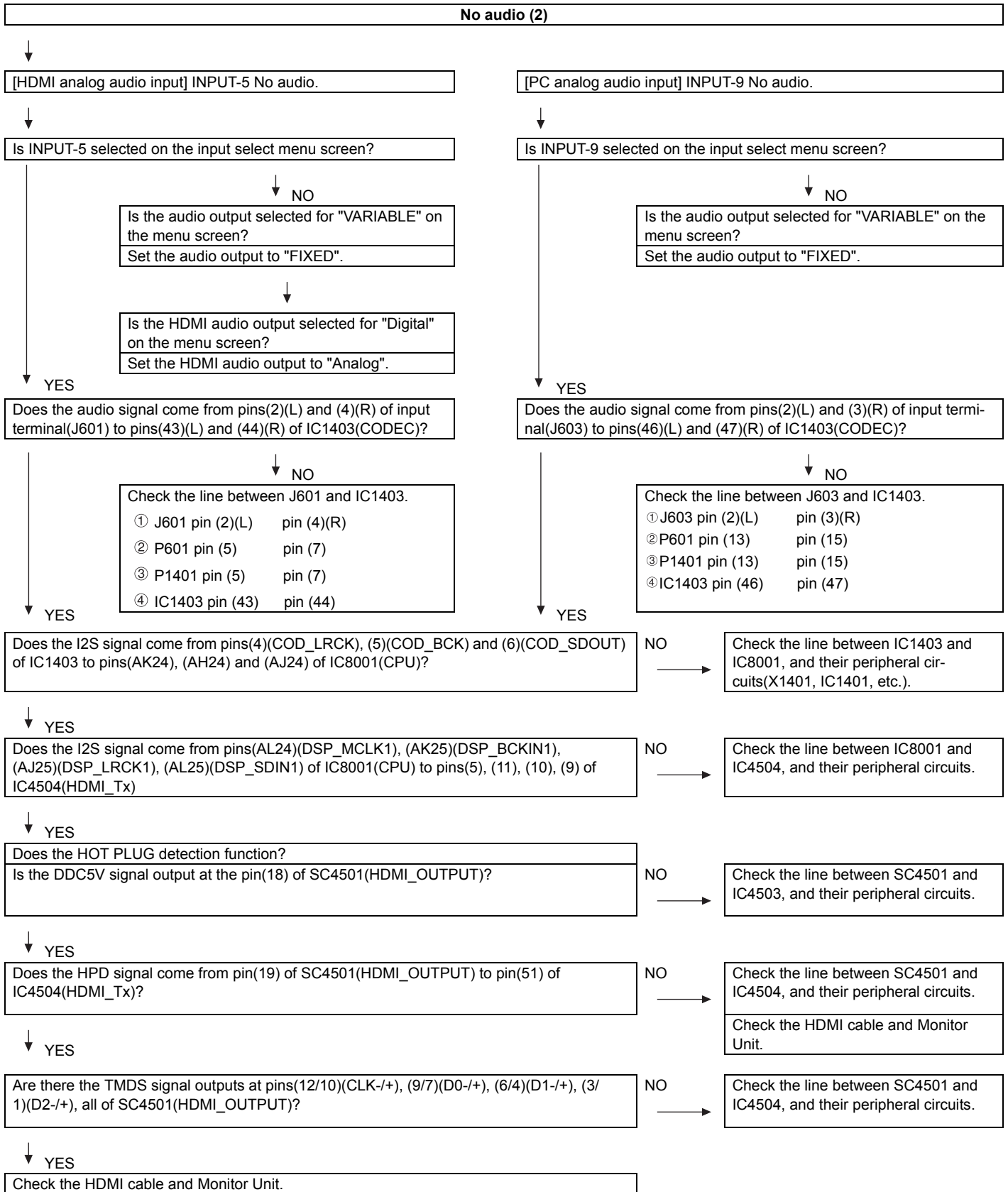


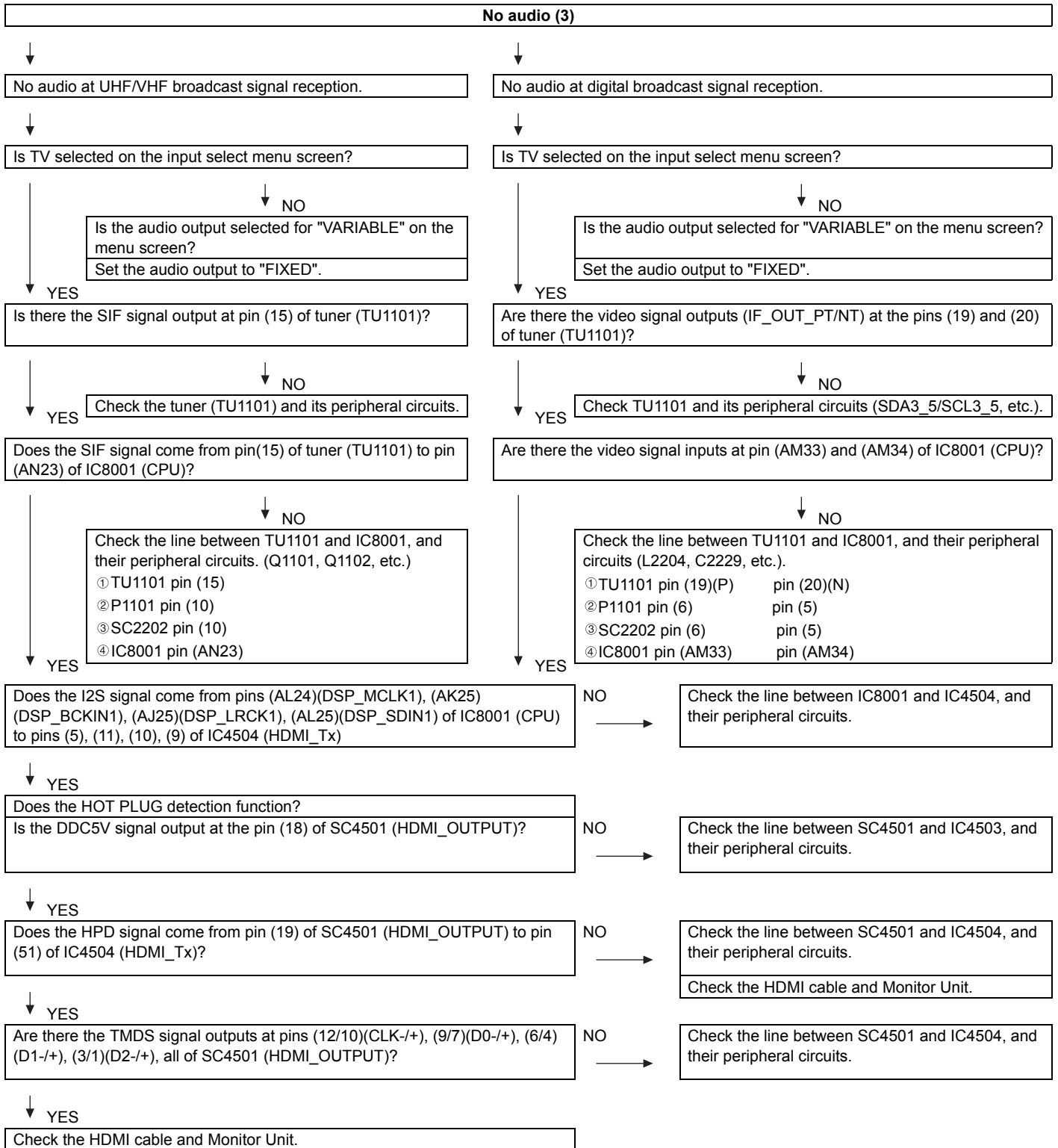


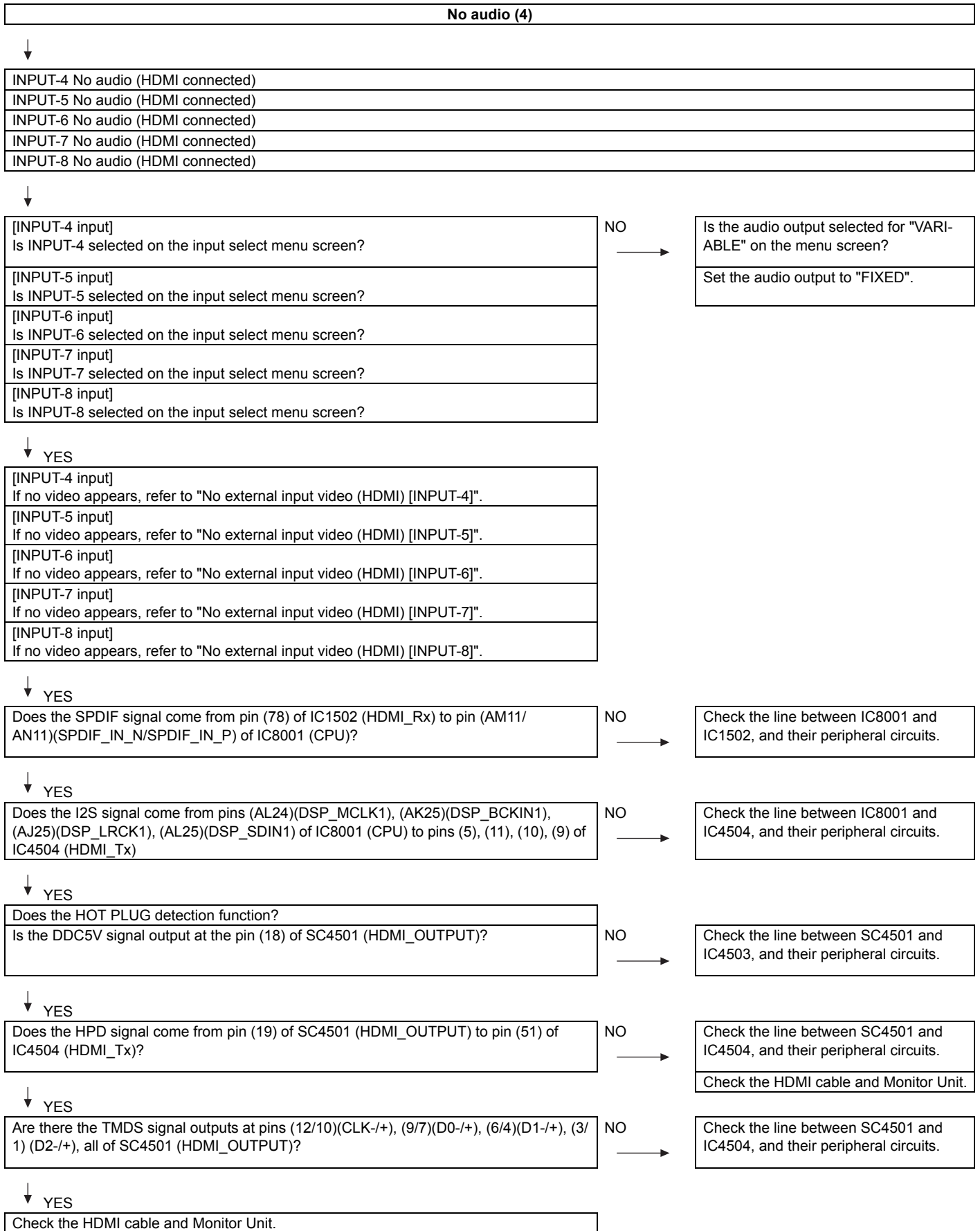


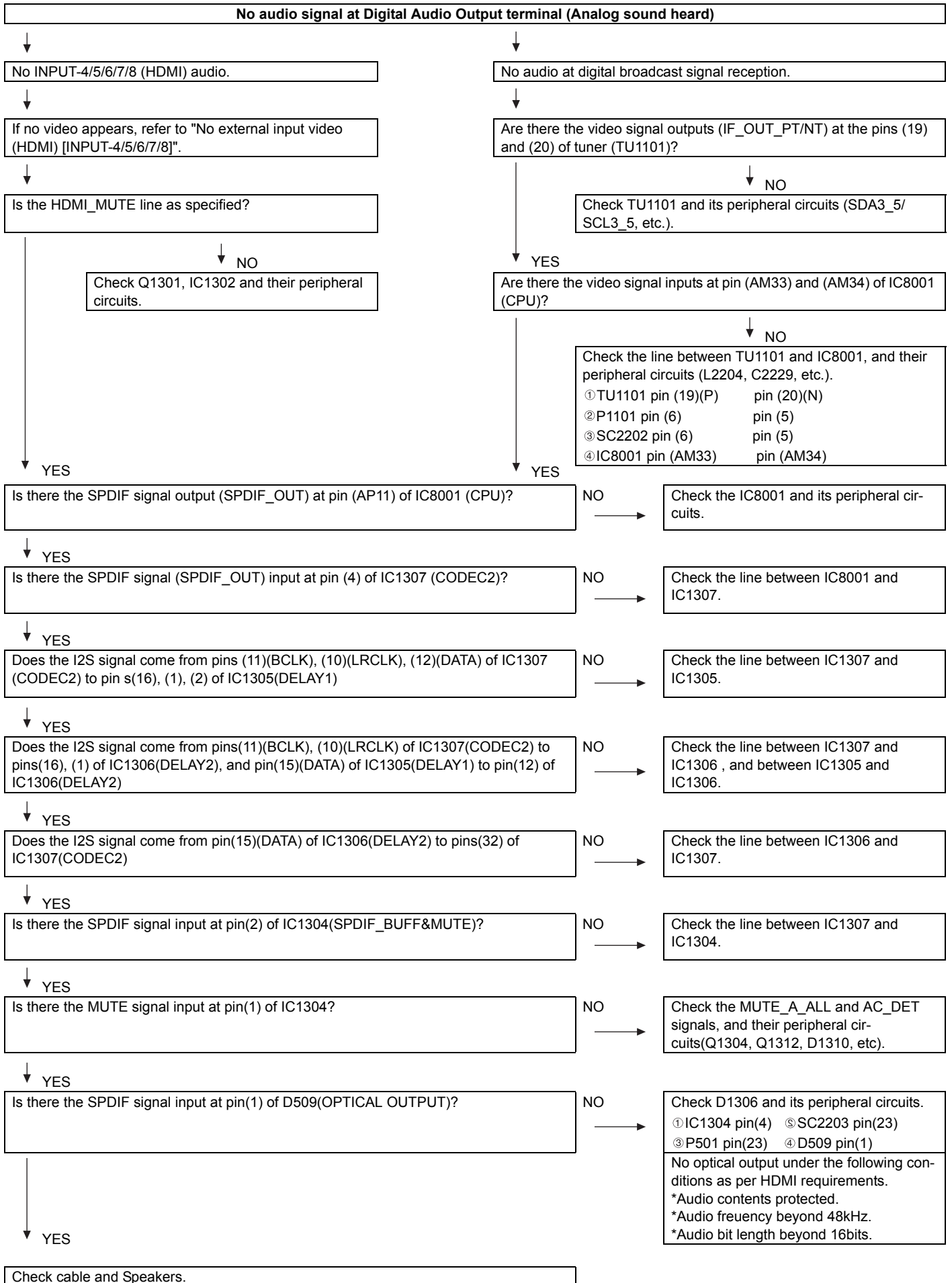


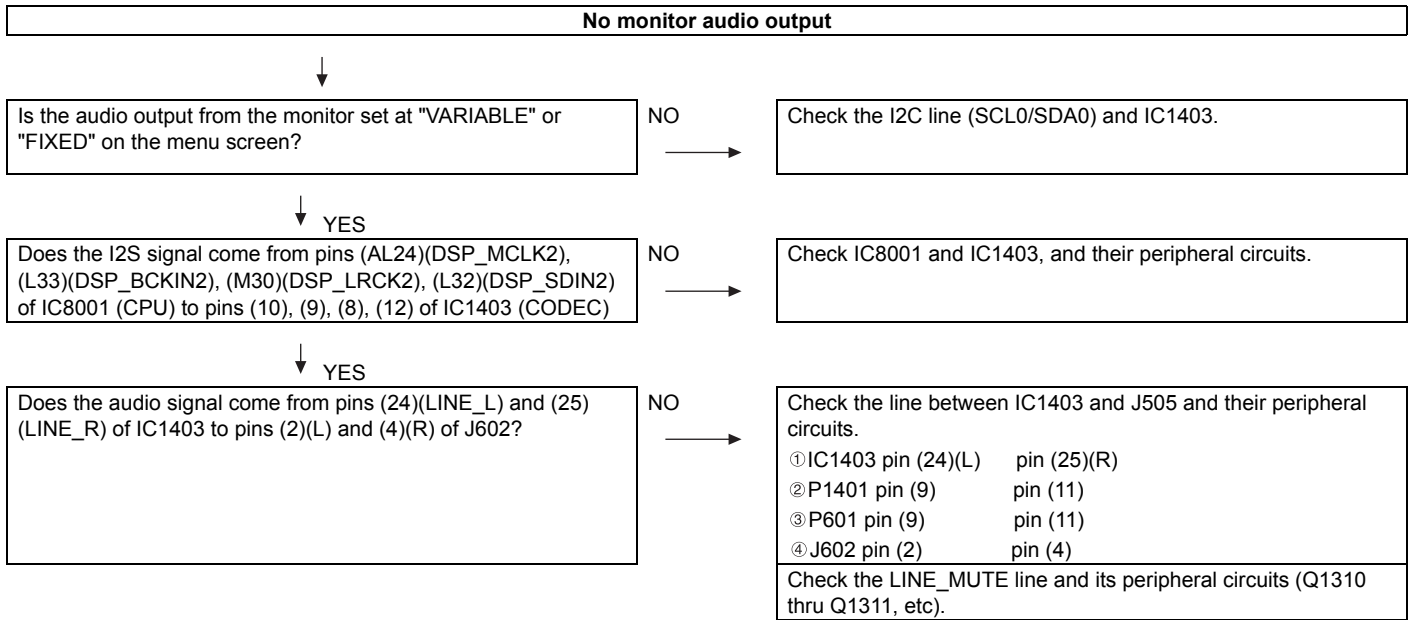












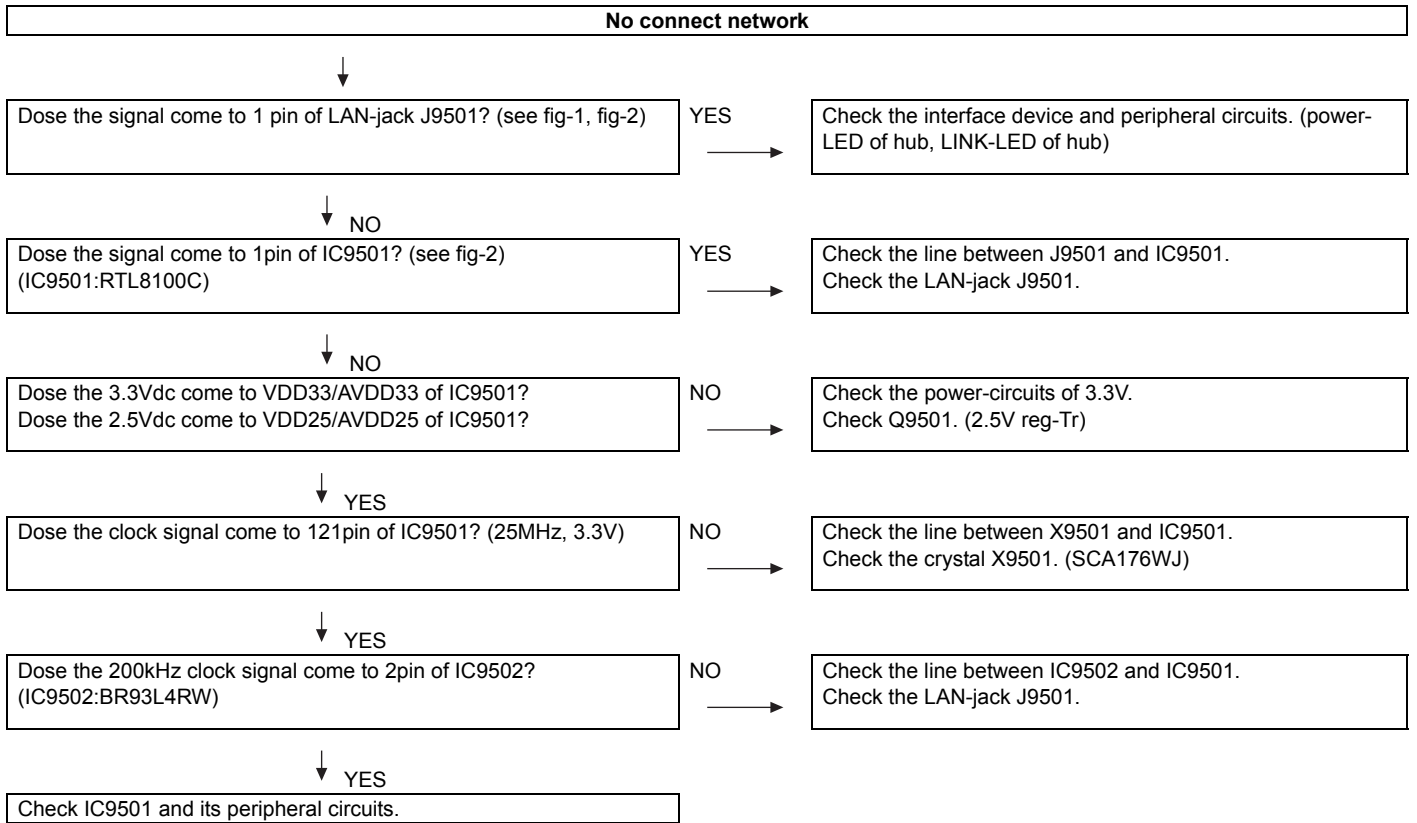


fig-1. LAN-jack J9501

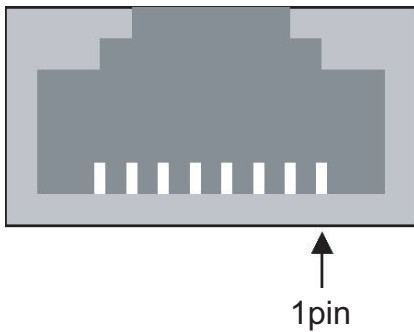
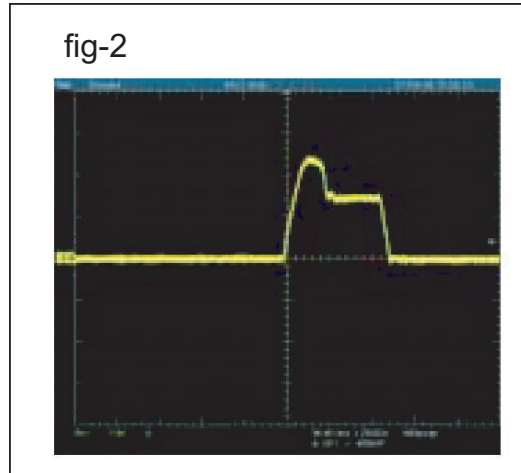


fig-2



When IC9502 is defective, it becomes a MAIN unit exchange.

CHAPTER 5. MAJOR IC INFORMATIONS

[1] MAJOR IC INFORMATIONS

IC1604 (VHiSii9185A-1Q)

This IC is TMDS switch device supporting Revision 1.3 of the HDMI Specification with three HDMI inputs and a signal output. This IC is used to select a single set of HDMI/DVI signals from three HDMI/DVI receiver-ports and to generate a fully compliant HDMI/DVI stream as an output. This includes DDC switching, Individual HPD control, and 5V sense. The HDMI output signal is sent to IC1502(HDMI receiver).

IC1701 (VHiSii9185A-1Q)

Please refer to the above sentence. This IC is used to select a single set of HDMI/DVI signals from two HDMI/DVI receiver-ports. The HDMI output signal is sent to IC1604(TMDS switch).

IC1502(VHiSii9135A-1Q)

This IC is HDMI 1.3 receiver. This is used to select either the signal from IC 1604 or the HDMI signal from Input1. In addition, this IC is used to convert TMDS into 30-bit digital signal (RGB/YCbCr) and outputs them to IC 8001.

IC1307 (VHiAK4683EQ-1Q)

This IC is used for OPT output. S/PDIF signal from IC8001 is converted into I2S signal by this IC. I2S signal is sent to IC1305,IC1306 (I2S delay IC) to adjust time difference between video and audio and the return-signal is converted into S/PDIF again by IC1307. Finally, IC1307 sends the signal to OPT connector.

IC1403 (VHiAK4682AE-1Y)

This IC provides for 2-channel A/D and 4-channel D/A (192-kHz sampling). The analog audio signal from each input (INPUT1,2,3 (analog audio for Composite, component, S-terminal) or INPUT-6 (HDMI-analog audio) or INPUT-7 (RGB-analog audio)) is fed into this IC for selection. The selected signal is converted into digital signal (I2S) and flows into the video signal processing circuit IC8001 (RH-iXC552WJQZQ). I2S signal which is processed by DSP included in IC8001 is sent to IC4504 for HDMI output or returns to IC1403 for analog-audio output.

IC4601 (RH-iXC423WJQZQ)

This IC is FPGAs and is designed to have the function to convert LVDS which IC 8001 outputs into 30bit digital signal (RGB, YCbCr). These signals are sent to IC4504 (HDMI_Tx).

IC4504 (VHiSii9134+-1Q)

This IC is HDMI Transmitter supporting the DHMI 1.3. This IC receives 30bit digital signals which IC8001 outputs and outputs TMDS to HDMI connector (SC4501). This IC comes pre-programmed with HDCP keys and provides the highest level of HDCP key security available. This IC is capable of supporting the resolutions of up to 1080p.

IC2002 (RH-iXC331WJN1Q)

The monitor microprocessor is intended to communicate with the main microprocessor and to operate the system. It also controls power of the entire system.

IC8001 (RH-iXC552WJQZQ)

This LSI is FULL HIGH-DEFINITION 1080P DIGITAL TV SYSTEM-ON-A-CHIP. It combines a cable/terrestrial 4/1024-QAM and 8/16-VSB receiver, a transport processor, a digital audio processor, a high definition (HD) MPEG video decoder, 2D graphics processing, digital processing of analog video and audio, analog video digitizer and DAC functions, stereo high-fidelity audio DACs, two HDMI receivers for 1080p60 inputs, a 330-MHz millions of instructions per second (MIPS) processor, and a peripheral control unit providing a variety of television control functions. The cable/terrestrial receiver directly samples a tuner output with an analog-to-digital (ADC) converter. The LSI digitally resamples and demodulates the signal with recovered clock and carrier timing, filters and equalizes the data, and passes soft decisions to an ATSC A/53 and ITU-T J.83 Annex A/B/C-compatible decoder. It has an MPEG-2 Digital Video Broadcasting (DVB)-compliant transport processor with advanced section filtering capability, DVB descrambler, and an MPEG-2 (MP@HL profile) video decoder. Audio support includes a BTSC and a Dolby AC3/MPEG-2 Layer 1, 2, audio decoder. The LSI provides analog and digital audio/video outputs. A SPDIF output and a pair of analog outputs (L-R) are provided via the integrated audio DACs. The NTSC analog video decoder is supported by its own motion adaptive deinterlacing and 3D comb filtering, including 1080i deinterlacing. The LSI includes advanced 2D graphics processing. Two transport stream inputs are included. The LSI incorporates a complete MIPS32(r)-based microprocessor sub-system including caches with bridging to memory and a local bus, where external peripherals can be attached. Integrated peripherals include two USB 2.0, three UARTs, counter/timers and GPIO controllers.

IC8151,IC8152,IC8153,IC8154(RH-iXC187WJQZQ)

These ICs are 512Mb DDR. These have the function to store the temporary data IC8001 handles.

TU-X1U

IC8452 (RH-iXC418WJQZQ)

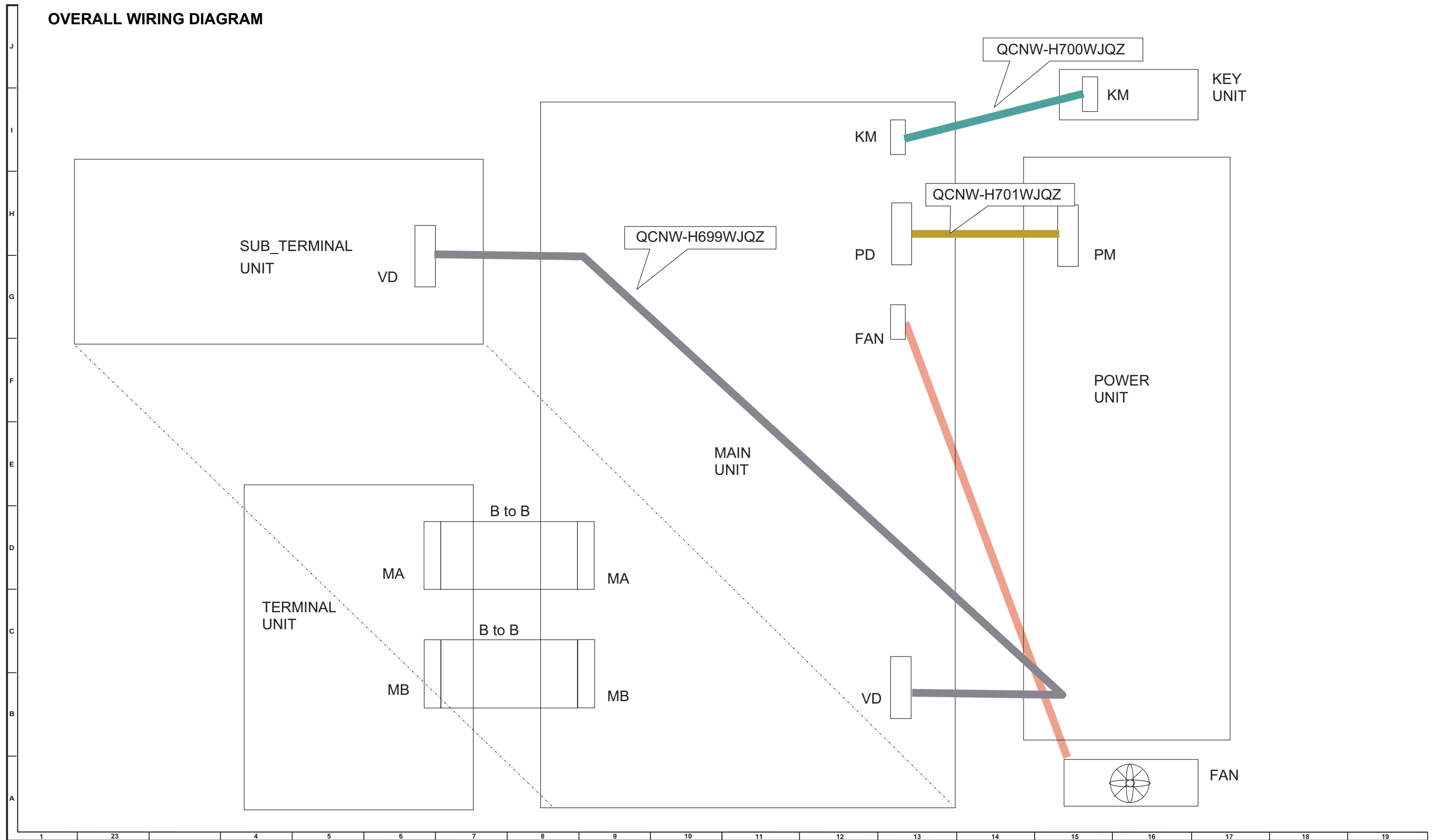
The 256-Mbit page mode flash memory device stores the main CPU program.

IC9501 (VHiRTL8100C-1Q)

This IC is Ethernet controller that provides 32-bit performance, PCI bus master capability, and full compliance with IEEE 802.3u 100Base-T specifications and IEEE 802.3x Full Duplex Flow Control. It also supports the ACPI.

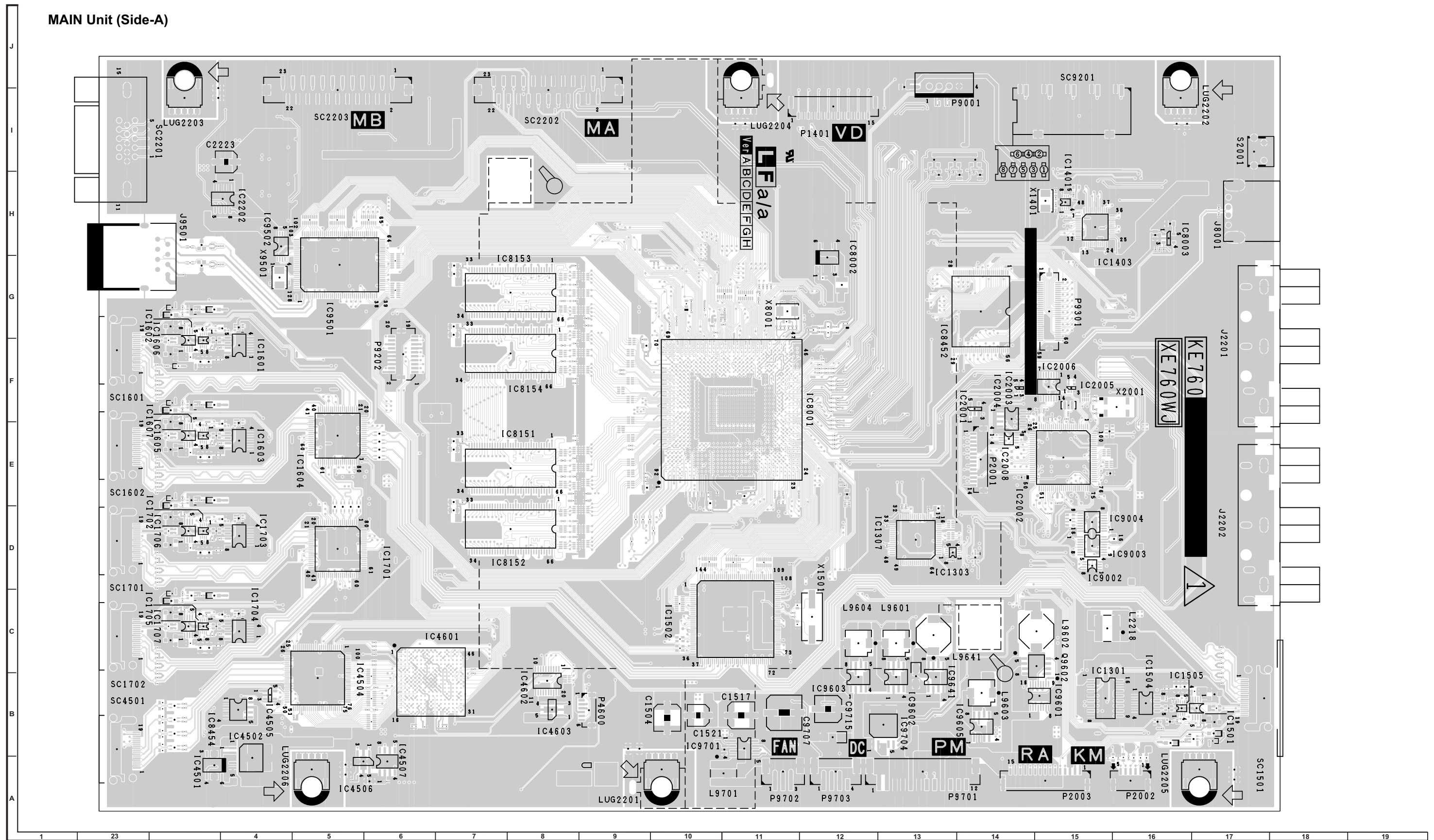
CHAPTER 6. OVERALL WIRING/BLOCK DIAGRAM

[1] OVERALL WIRING DIAGRAM

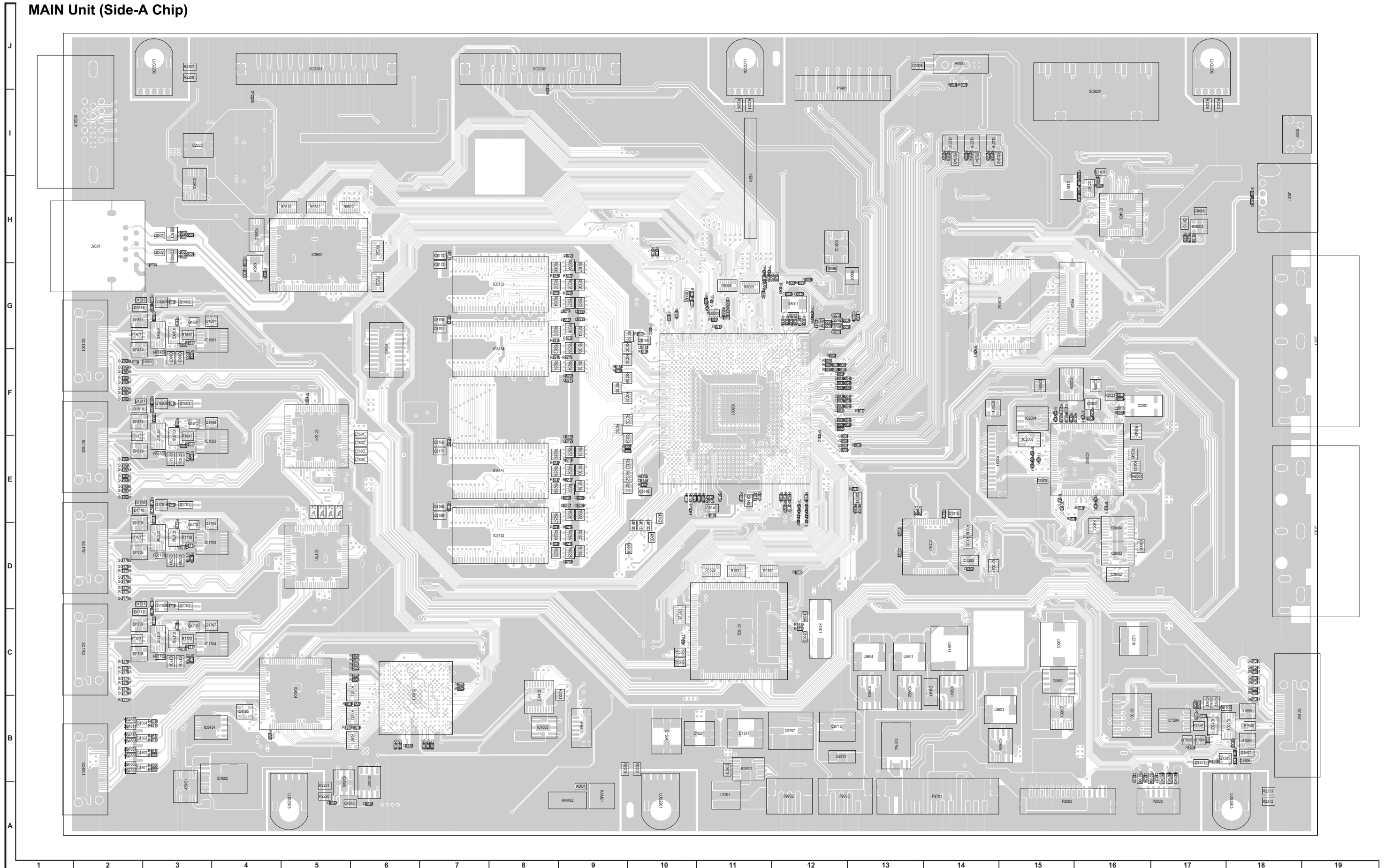


CHAPTER 7. PRINTED WIRING BOARD ASSEMBLIES

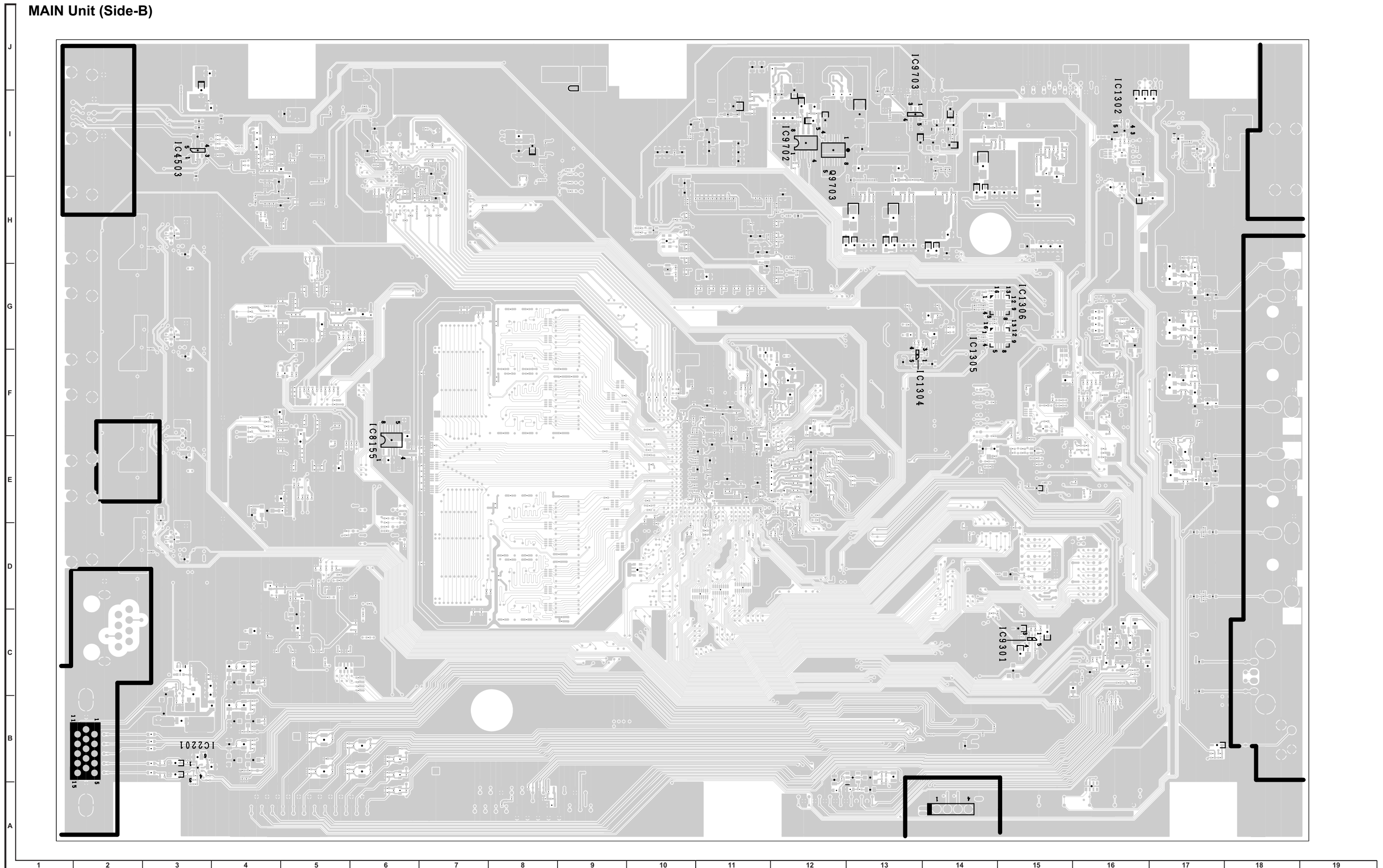
[1] MAIN Unit



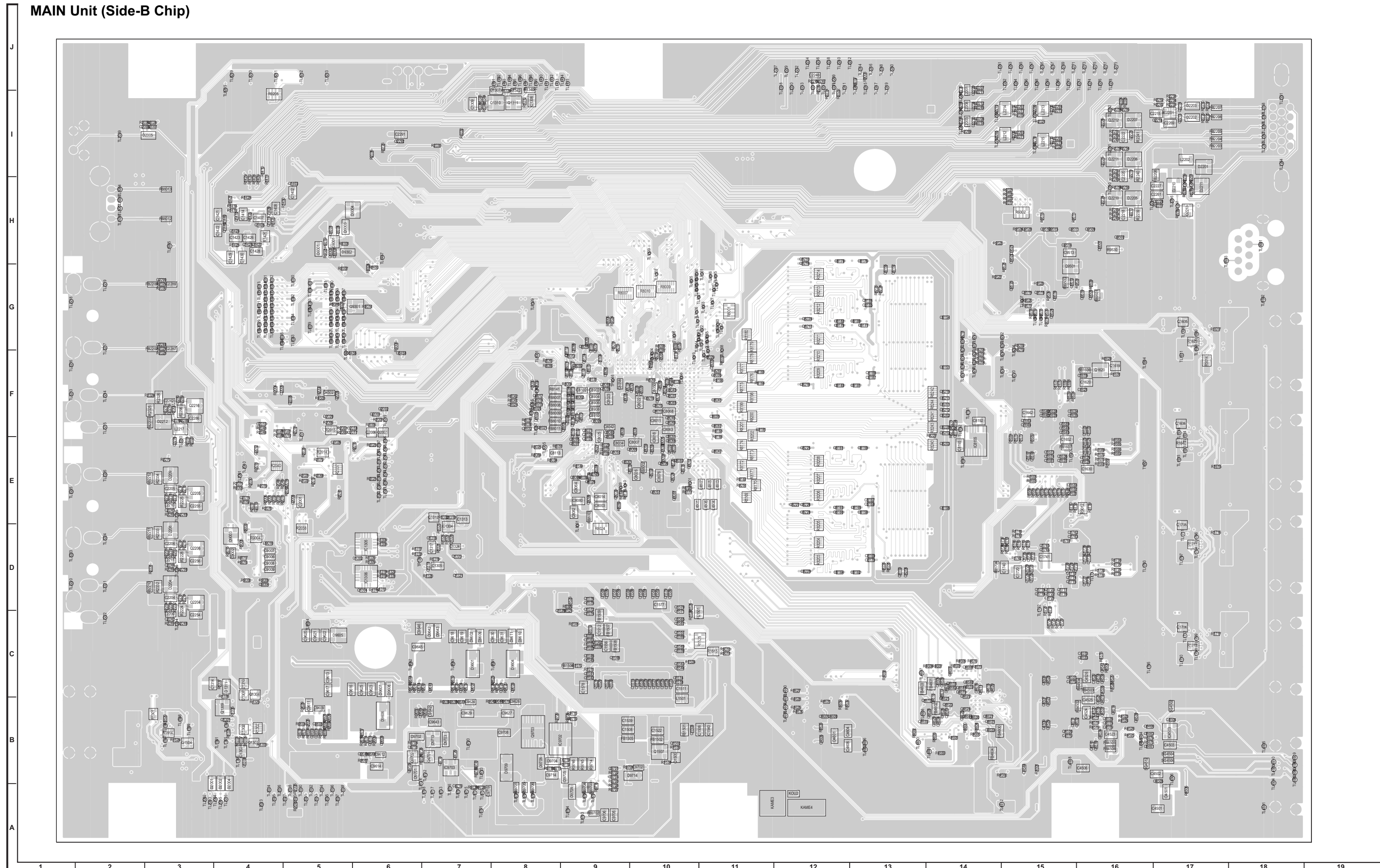
MAIN Unit (Side-A Chip)



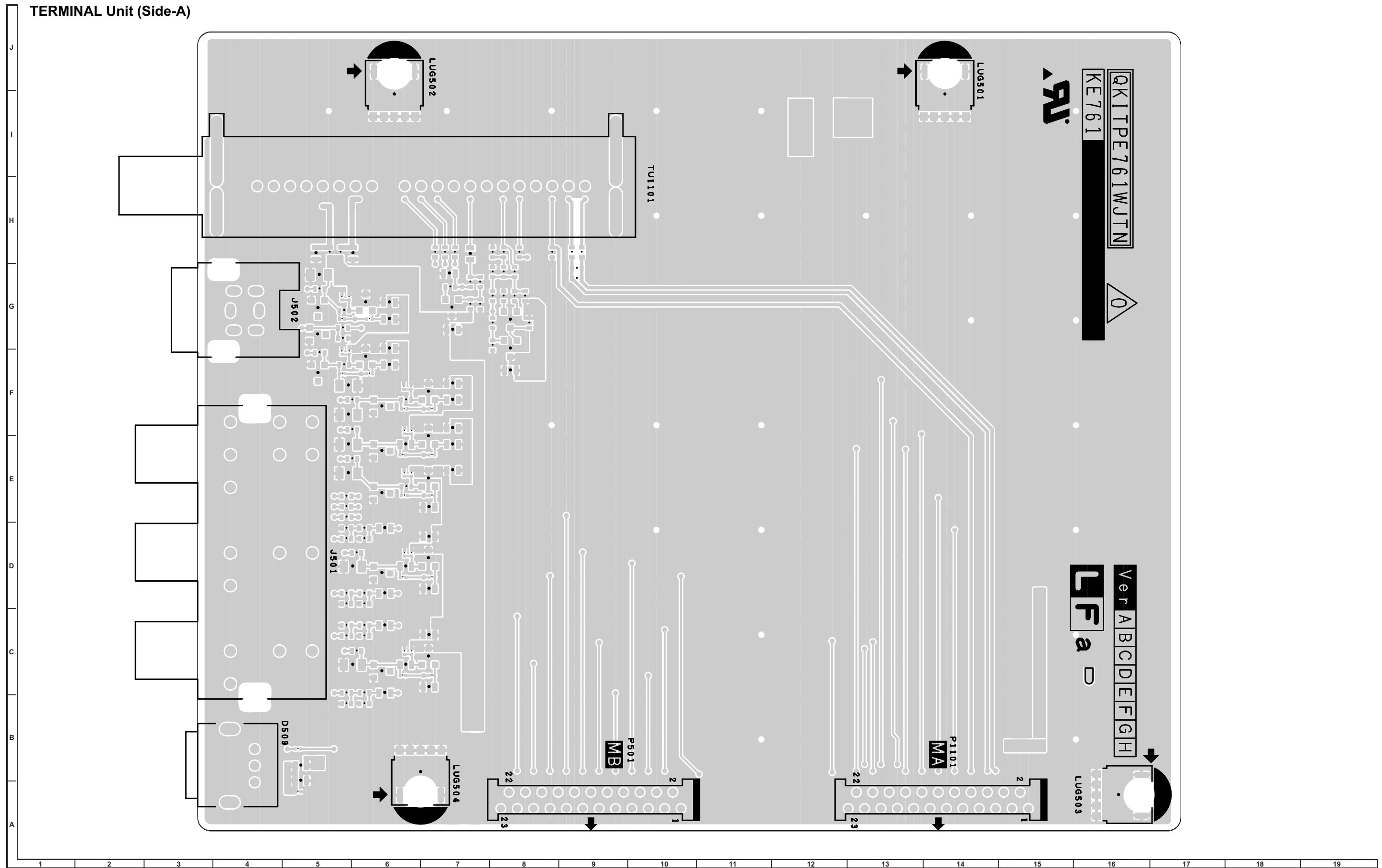
MAIN Unit (Side-B)



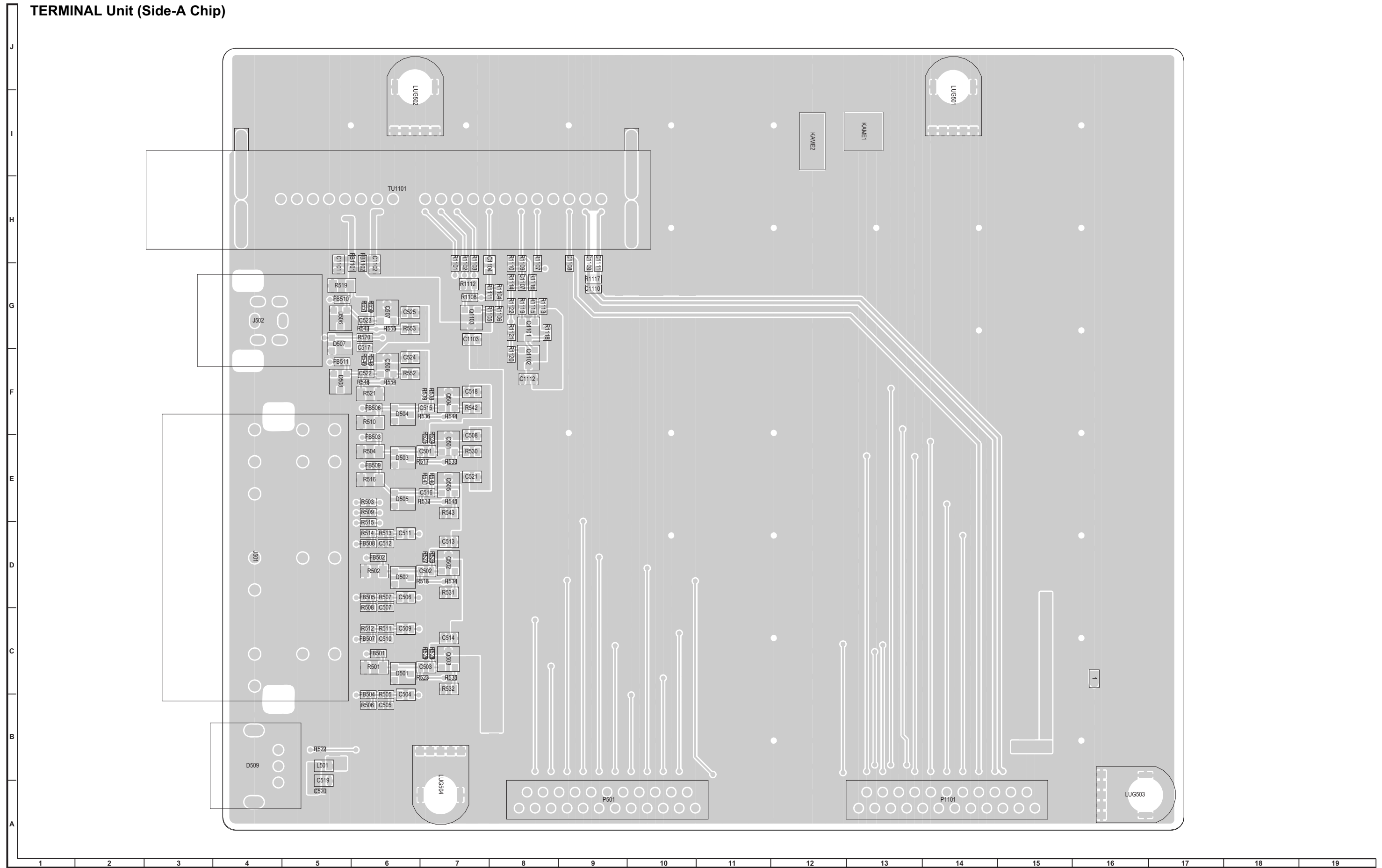
MAIN Unit (Side-B Chip)



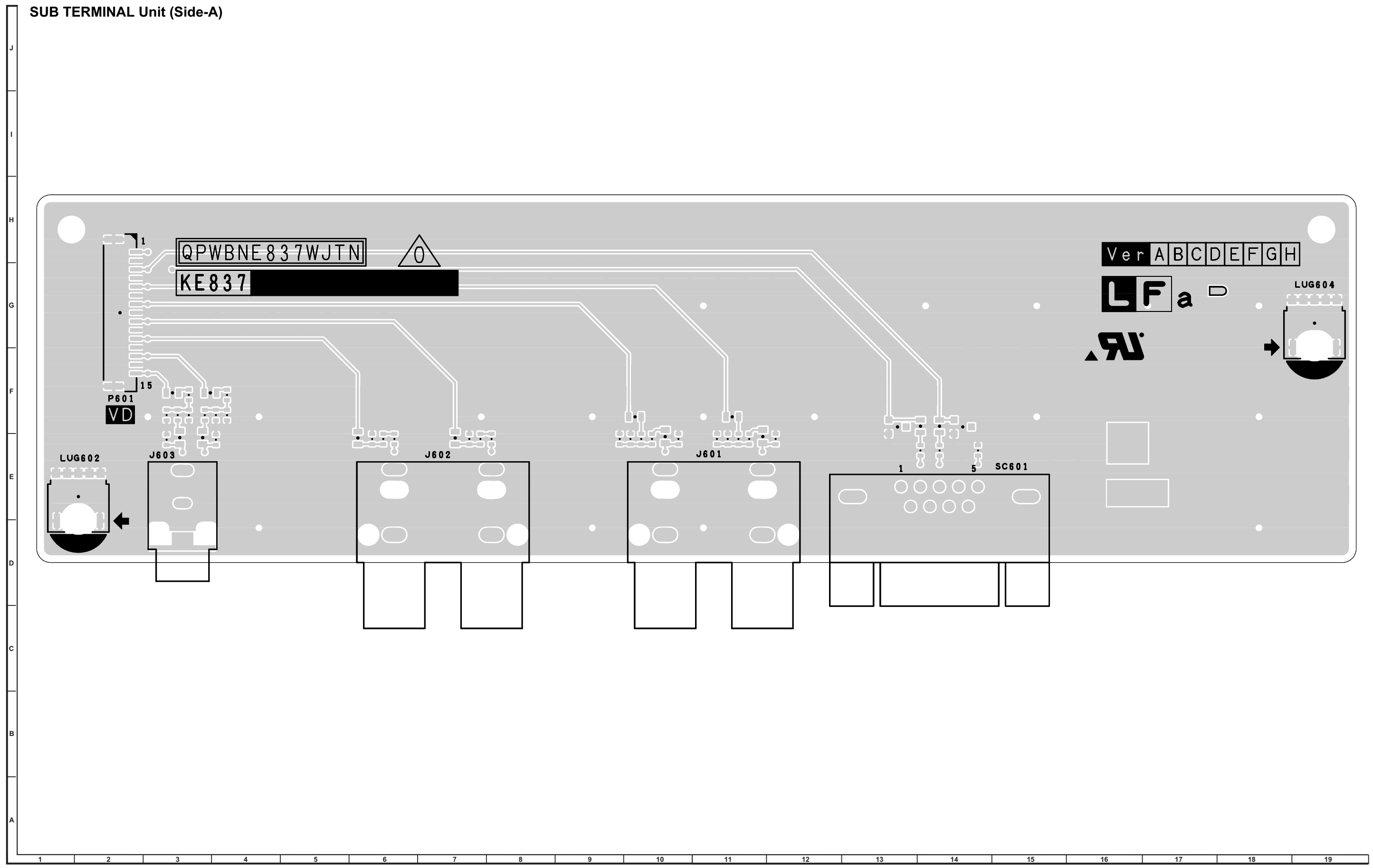
[2] TERMINAL Unit



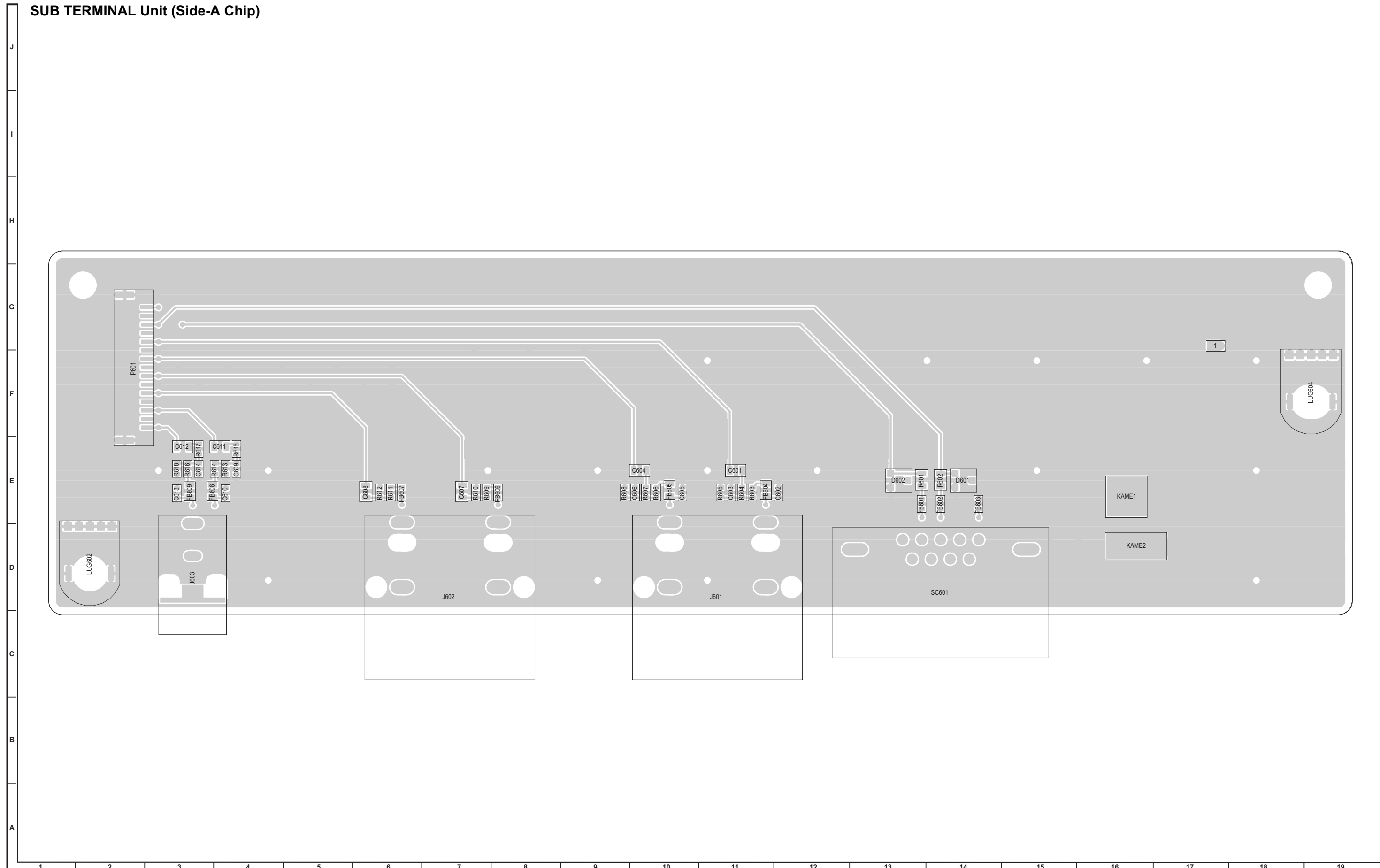
TERMINAL Unit (Side-A Chip)



[3] SUB TERMINAL Unit



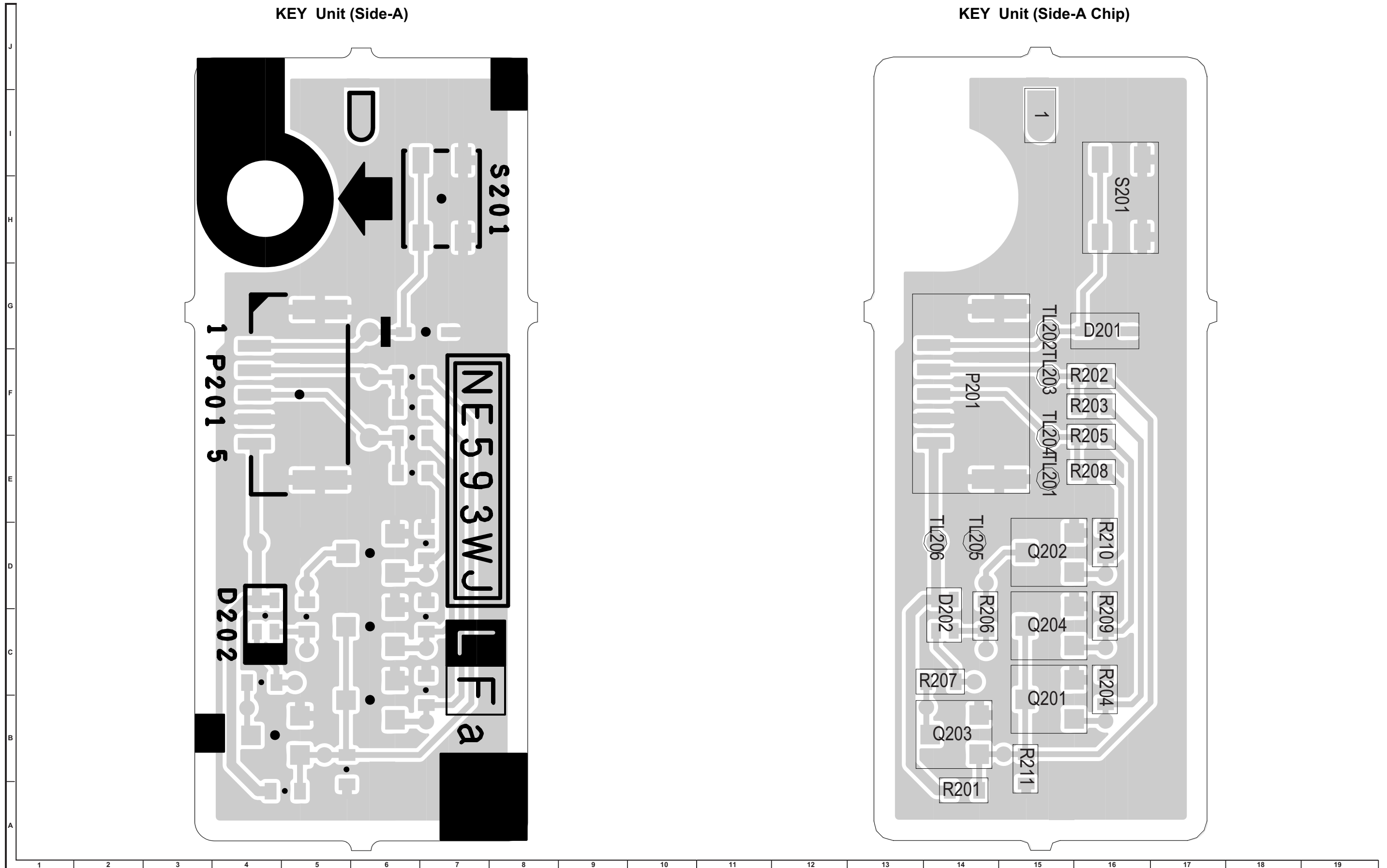
SUB TERMINAL Unit (Side-A Chip)



[4] KEY Unit

KEY Unit (Side-A)

KEY Unit (Side-A Chip)



CHAPTER 8. SCHEMATIC DIAGRAM

[1] DESCRIPTION OF SCHEMATIC DIAGRAM

1. VOLTAGE MEASUREMENT CONDITION:

- 1) The voltages at test points are measured on exclusive AC adaptor and the stable supply voltage of AC 120V. Signals are fed by a color bar signal generator for servicing purpose and the above voltages are measured with a 20k ohm/V tester.

2. INDICATION OF RESISTOR & CAPACITOR:

RESISTOR

- 1) The unit of resistance " Ω " is omitted.
(K=k Ω =1000 Ω , M=M Ω).
- 2) All resistors are $\pm 5\%$, unless otherwise noted.
(K= $\pm 10\%$, F= $\pm 1\%$, D= $\pm 0.5\%$)
- 3) All resistors are 1/16W, unless otherwise noted.

CAPACITOR

- 1) All capacitors are μF , unless otherwise noted.
(P=pF= $\mu\mu\text{F}$).
- 2) All capacitors are 50V, unless otherwise noted.


CAUTION:

This circuit diagram is original one, therefore there may be a slight difference from yours.


SAFETY NOTES:

- 1) DISCONNECT THE AC PLUG FROM THE AC OUTLET BEFORE REPLACING PARTS.
- 2) SEMICONDUCTOR HEAT SINKS SHOULD BE REGARDED AS POTENTIAL SHOCK HAZARDS WHEN THE CHASSIS IS OPERATING.

IMPORTANT SAFETY NOTICE:

PARTS MARKED WITH " \triangle " () ARE IMPORTANT FOR MAINTAINING THE SAFETY OF THE SET. BE SURE TO REPLACE THESE PARTS WITH SPECIFIED ONES FOR MAINTAINING THE SAFETY AND PERFORMANCE OF THE SET.

AVIS DE SECURITE IMPORTANT:

LES PIECES MARQUEES " \triangle " () SONT IMPORTANTES POUR MAINTENIR LA SECURITE DE L'APPAREIL. NE REMPLACER CES PIEDES QUE PAR DES PIECES DONT LE NUMERO EST SPECIFIE POUR MAINTENIR LA SECURITE ET PROTEGER LE BON FONCTIONNEMENT DE L'APPAREIL.

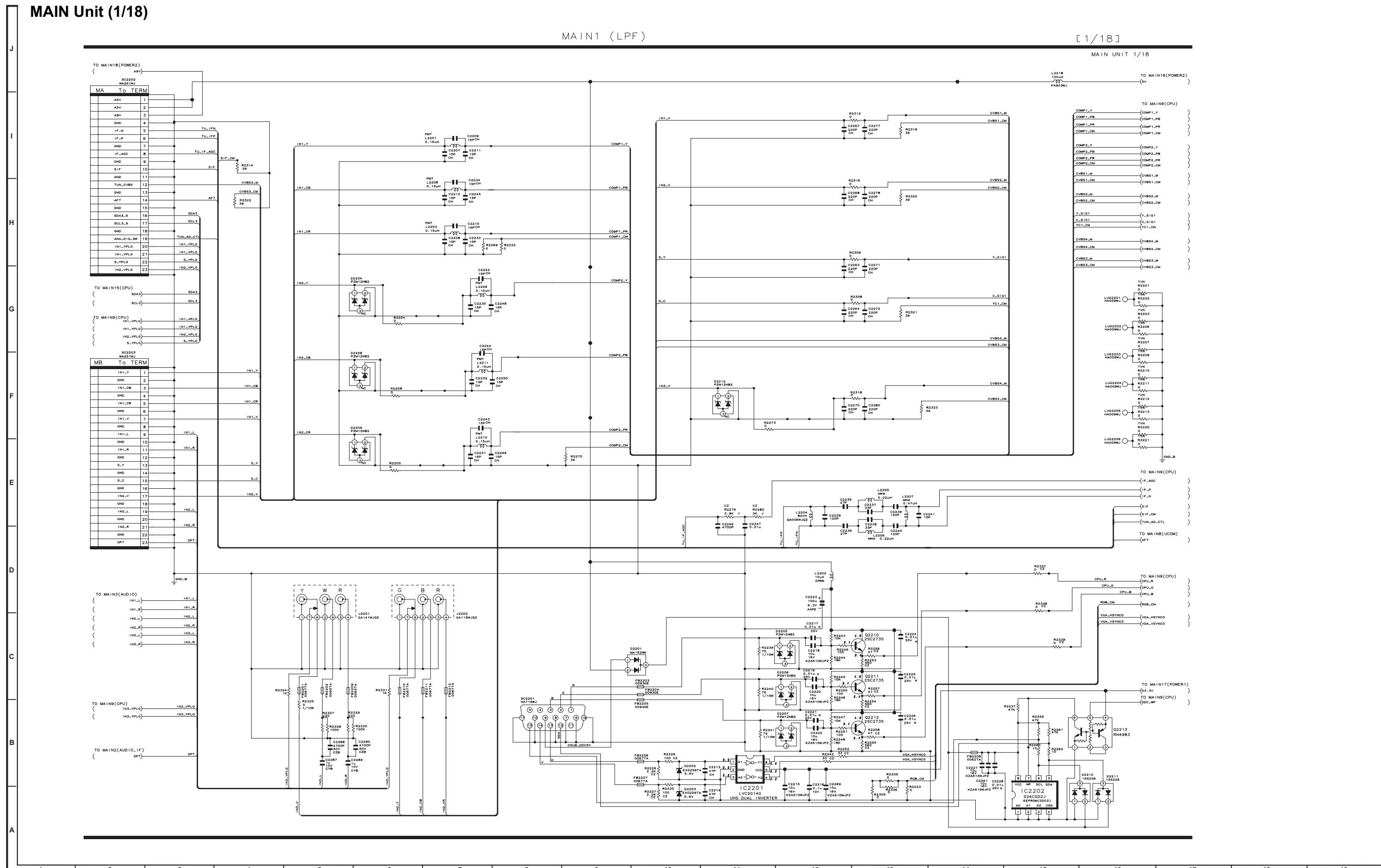
[2] SCHEMATIC DIAGRAM

MAIN Unit (1/18)

MAIN1 (LPF)

[1/18]

MAIN UNIT 1/18

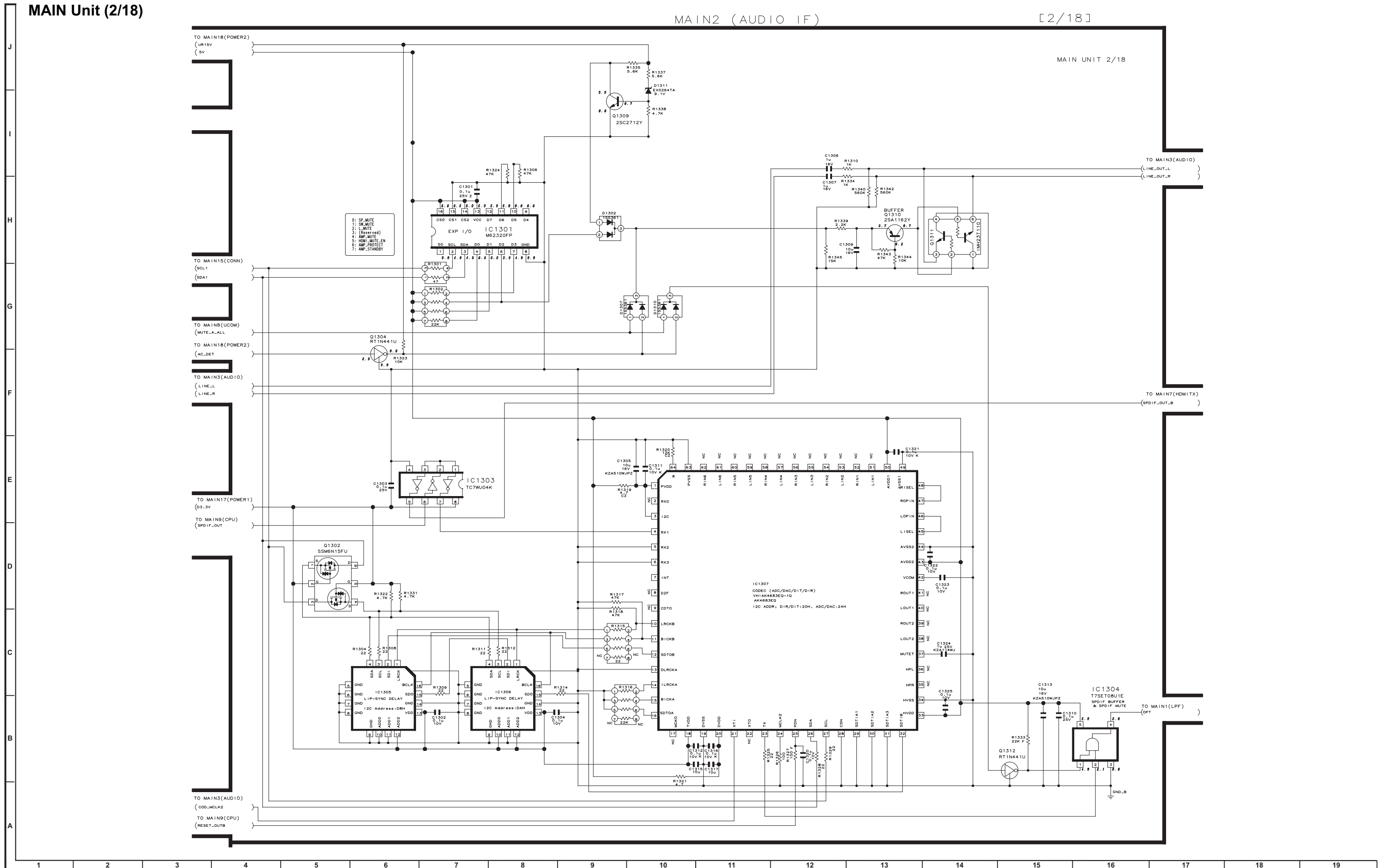


MAIN Unit (2/18)

MAIN2 (AUDIO IF)

[2/18]

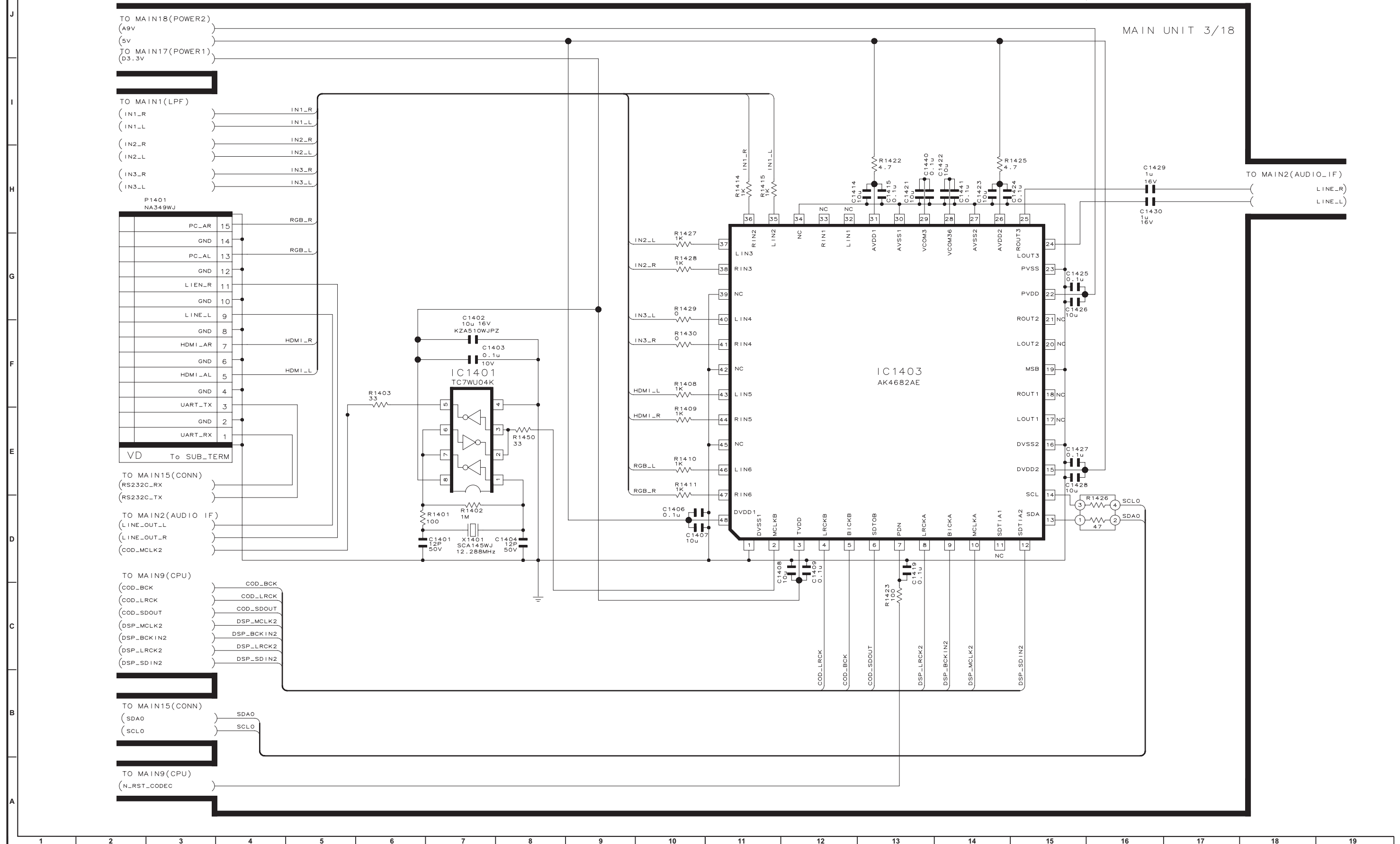
MAIN UNIT 2/18



MAIN Unit (3/18)

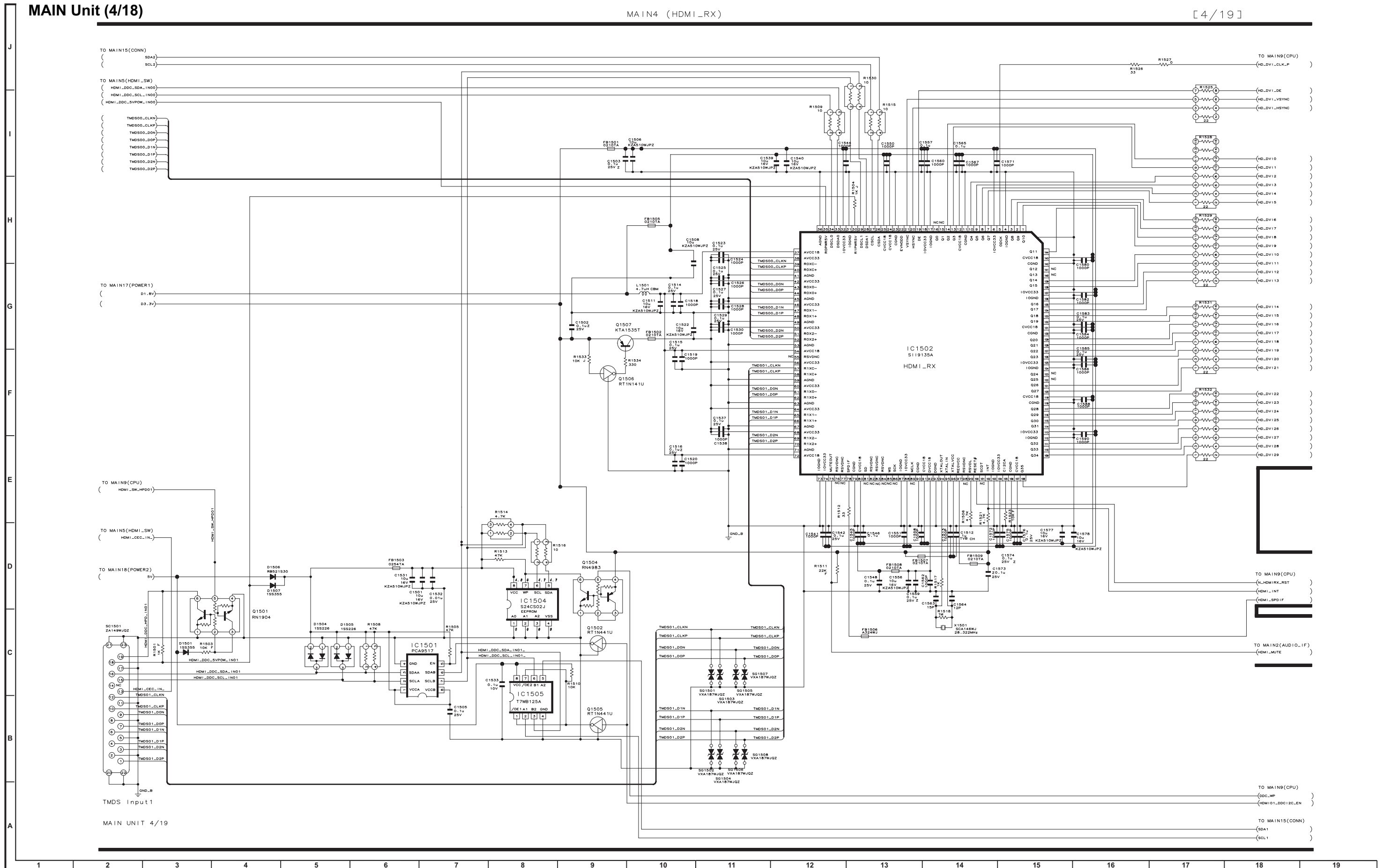
MAIN3 (AUDIO)

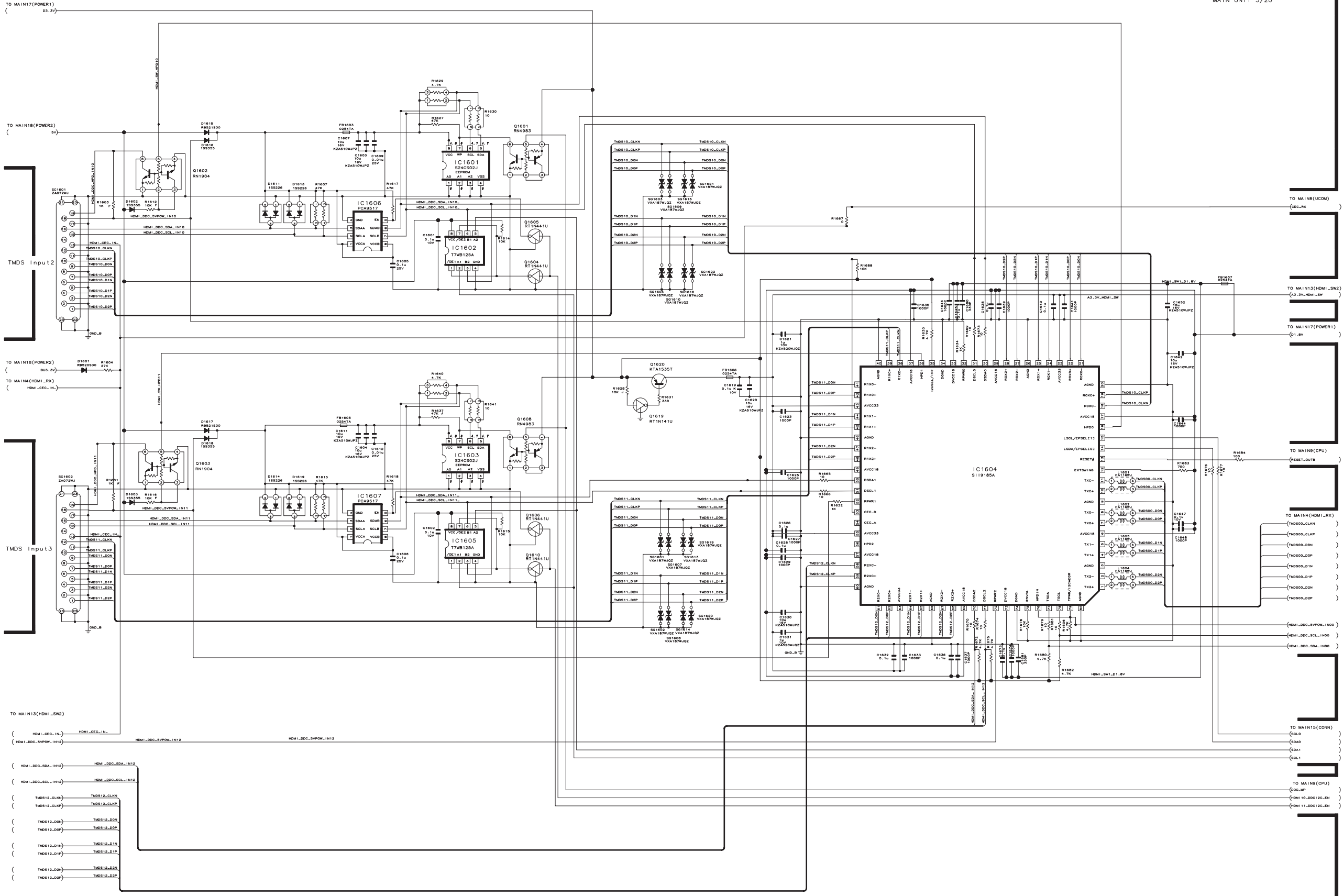
[3 / 18]



MAIN Unit (4/18)

MAIN4 (HDMI_LX)



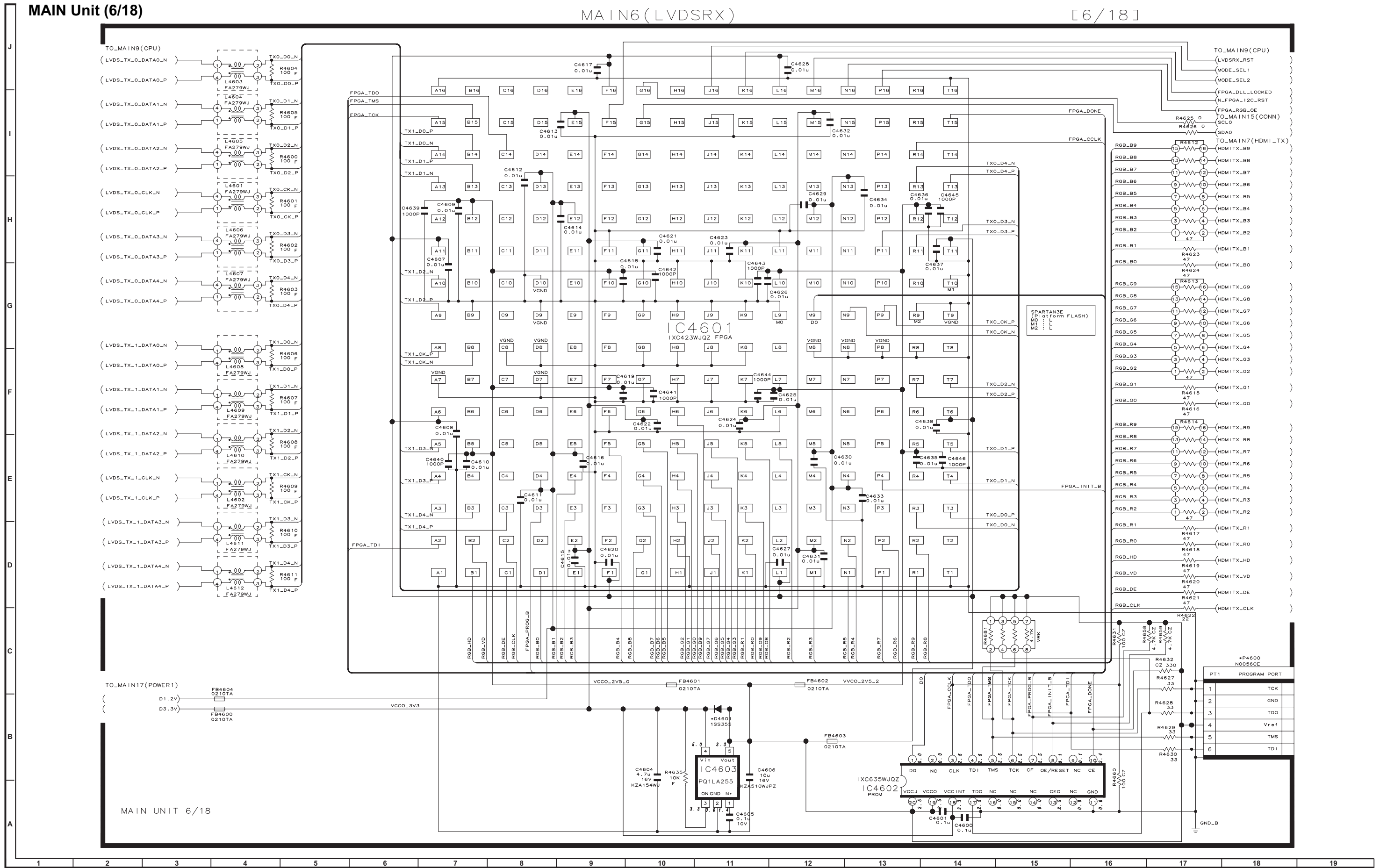


1	2	3	4	5	6	7	8	9	10	11	12	13	14	15	16	17	18	19
---	---	---	---	---	---	---	---	---	----	----	----	----	----	----	----	----	----	----

MAIN Unit (6/18)

MAIN6 (LVDSRX)

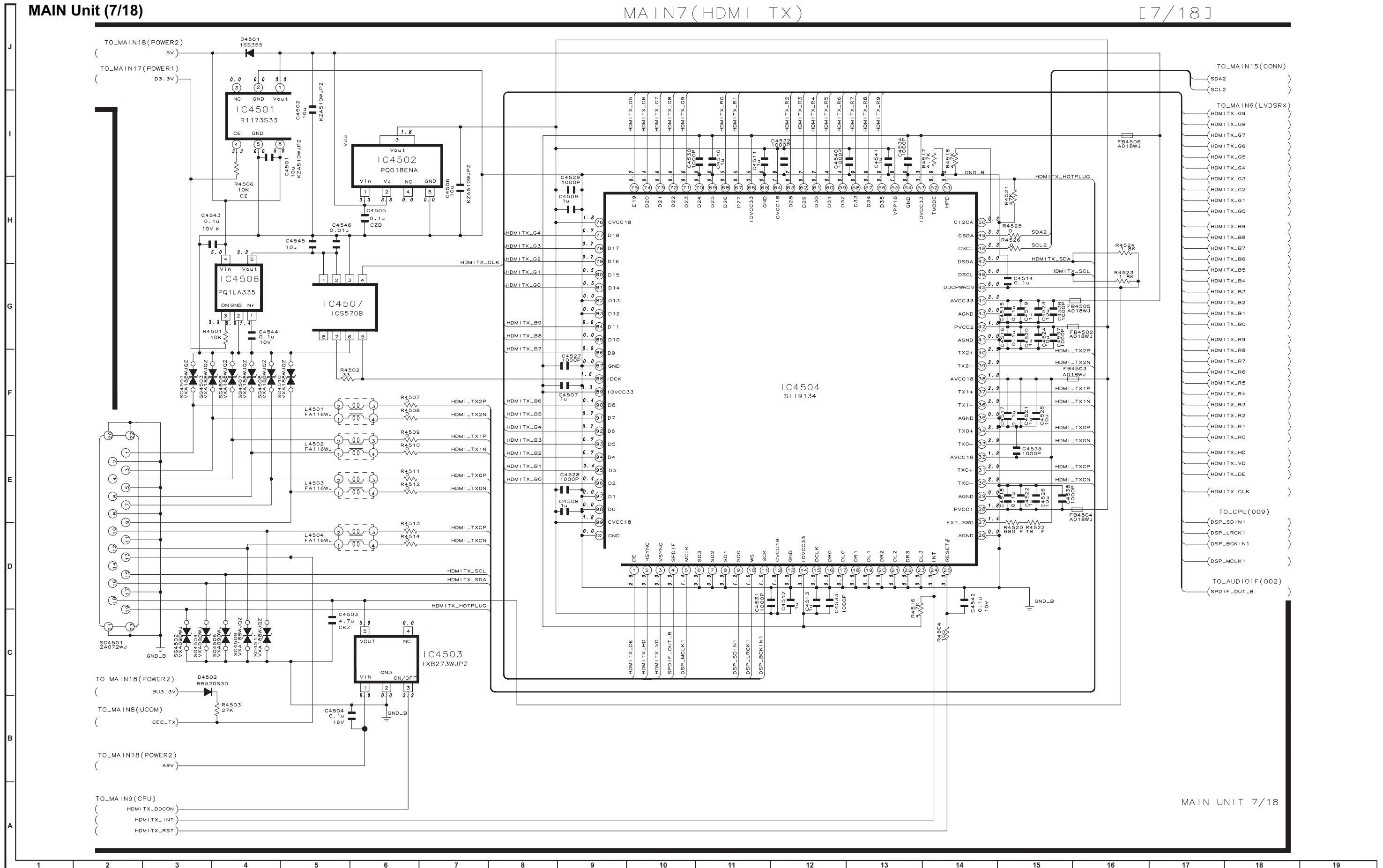
[6/18]



MAIN Unit (7/18)

MAIN7(HDMI TX)

[7/18]

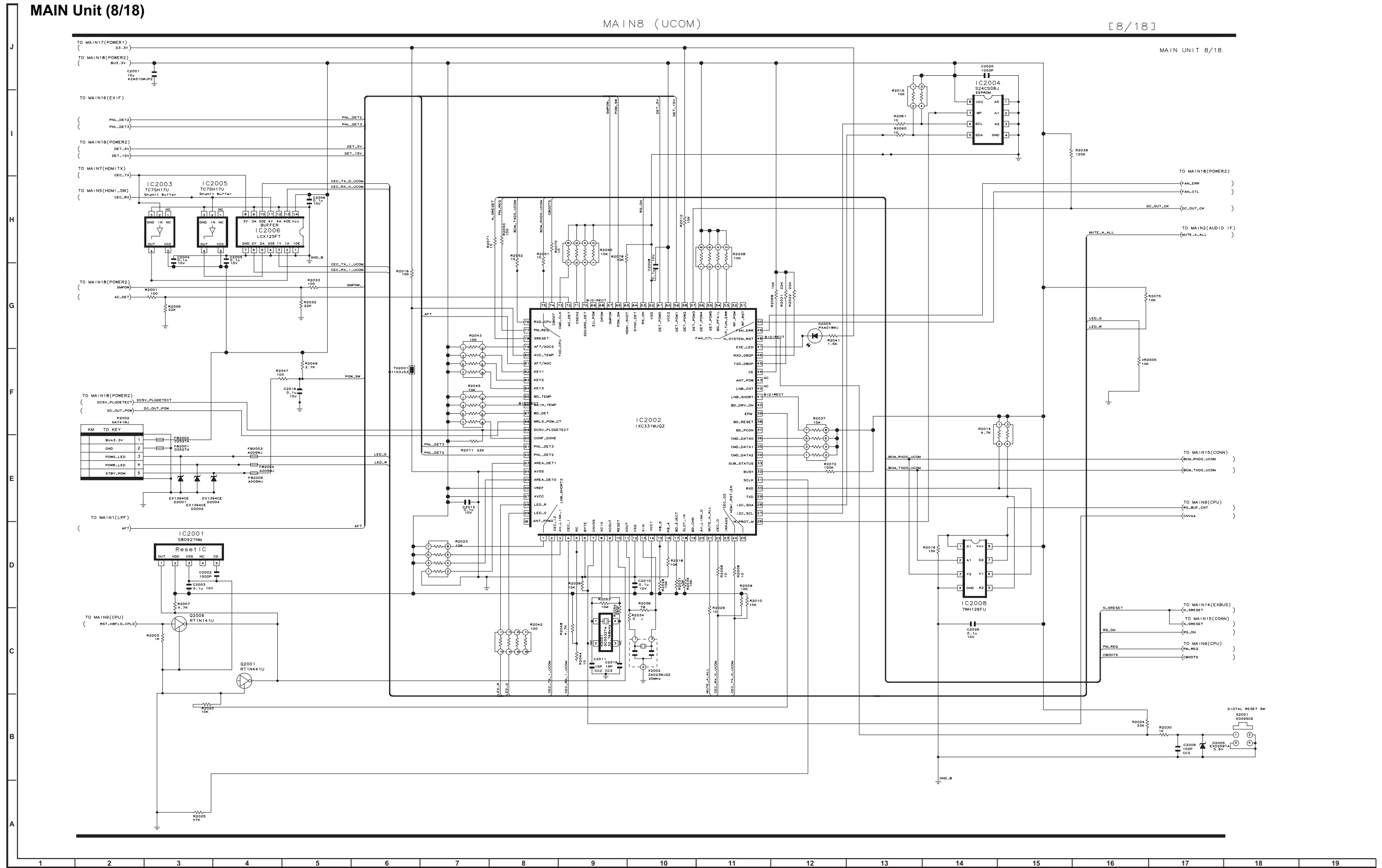


MAIN UNIT 7/18

MAIN Unit (8/18)

MAIN8 (UCOM)

MAIN UNIT 8/18

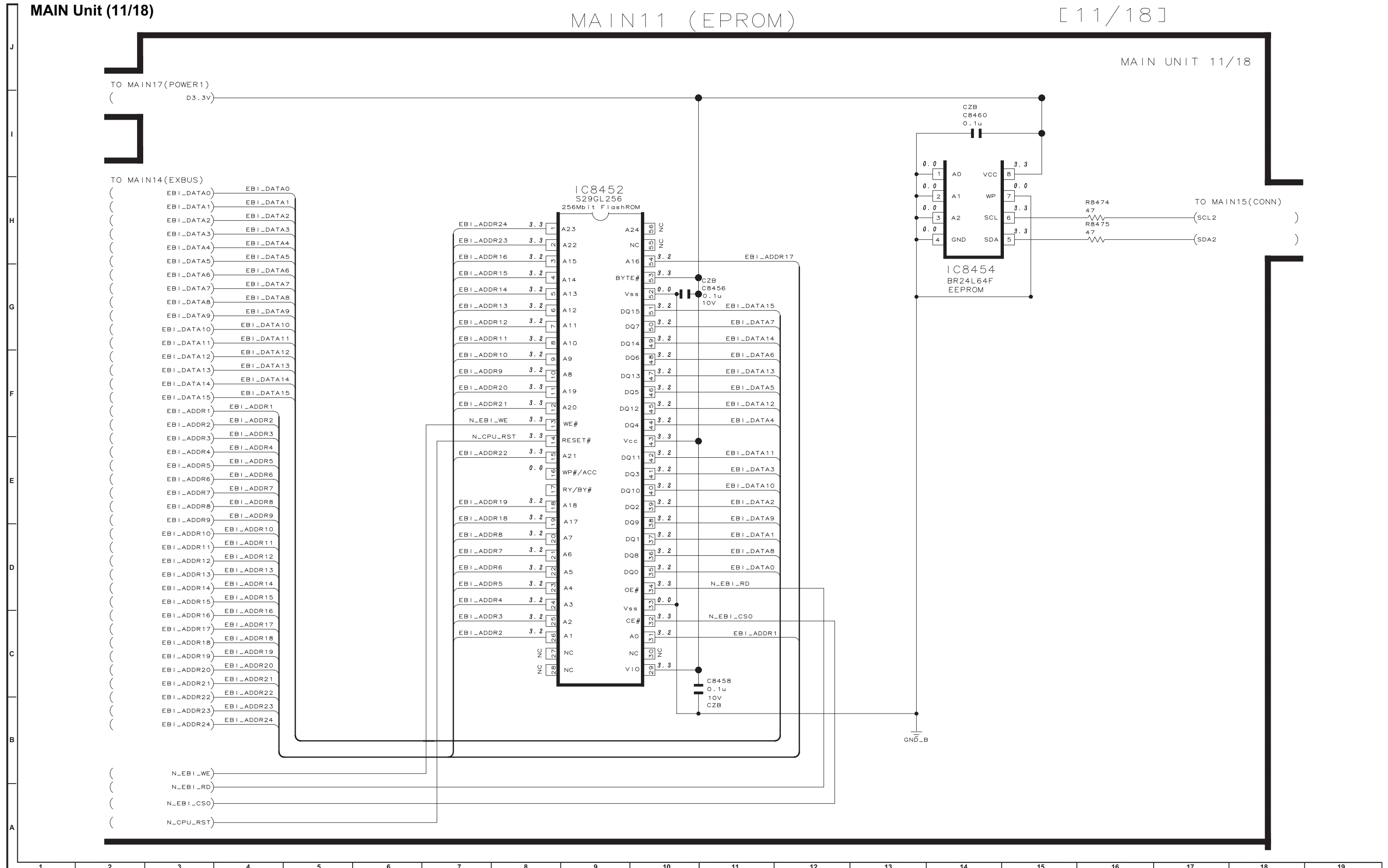


MAIN Unit (11/18)

MAIN11 (EPROM)

[11 / 18]

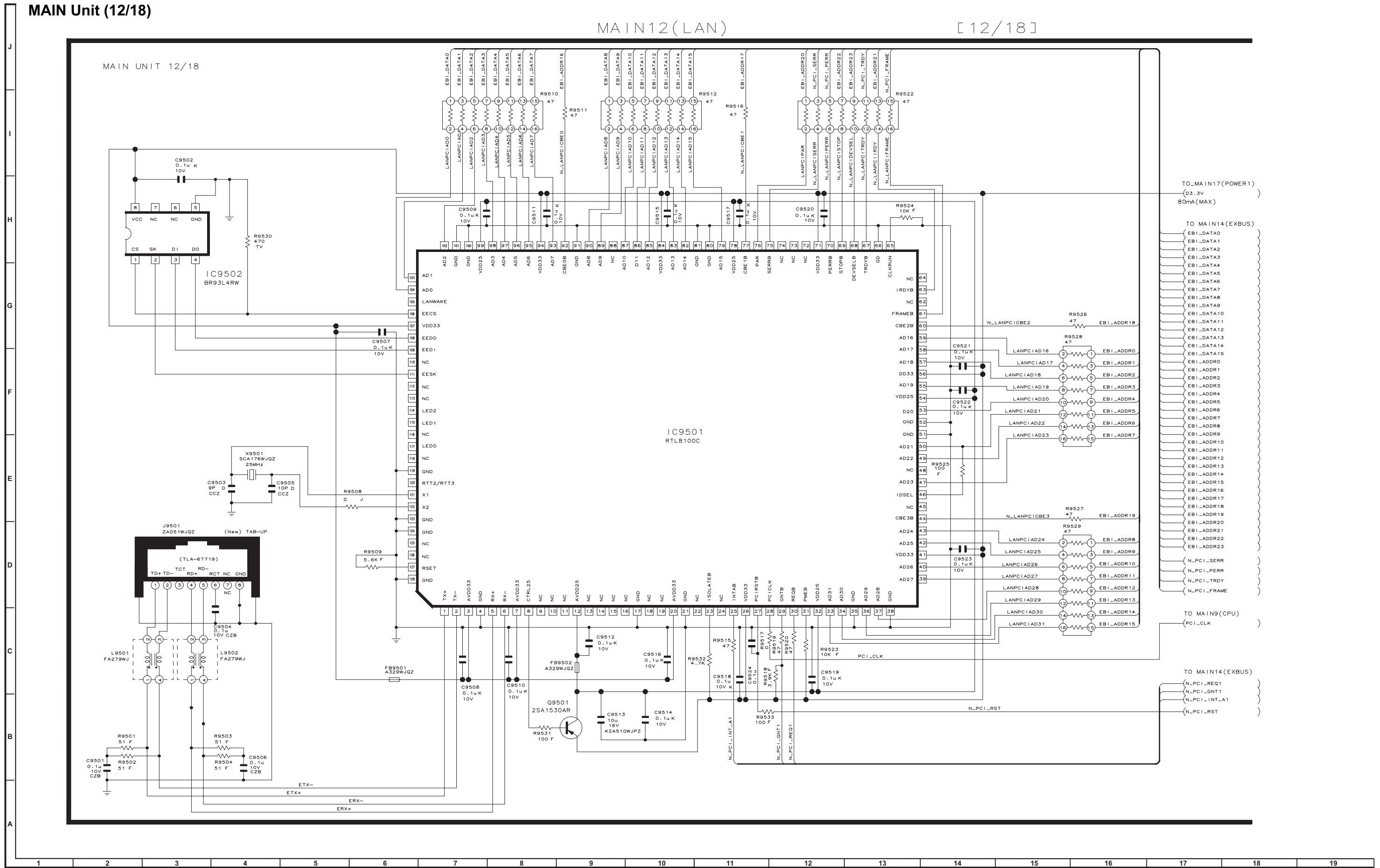
MAIN UNIT 11/18



MAIN Unit (12/18)

MAIN12(LAN)

[12/18]

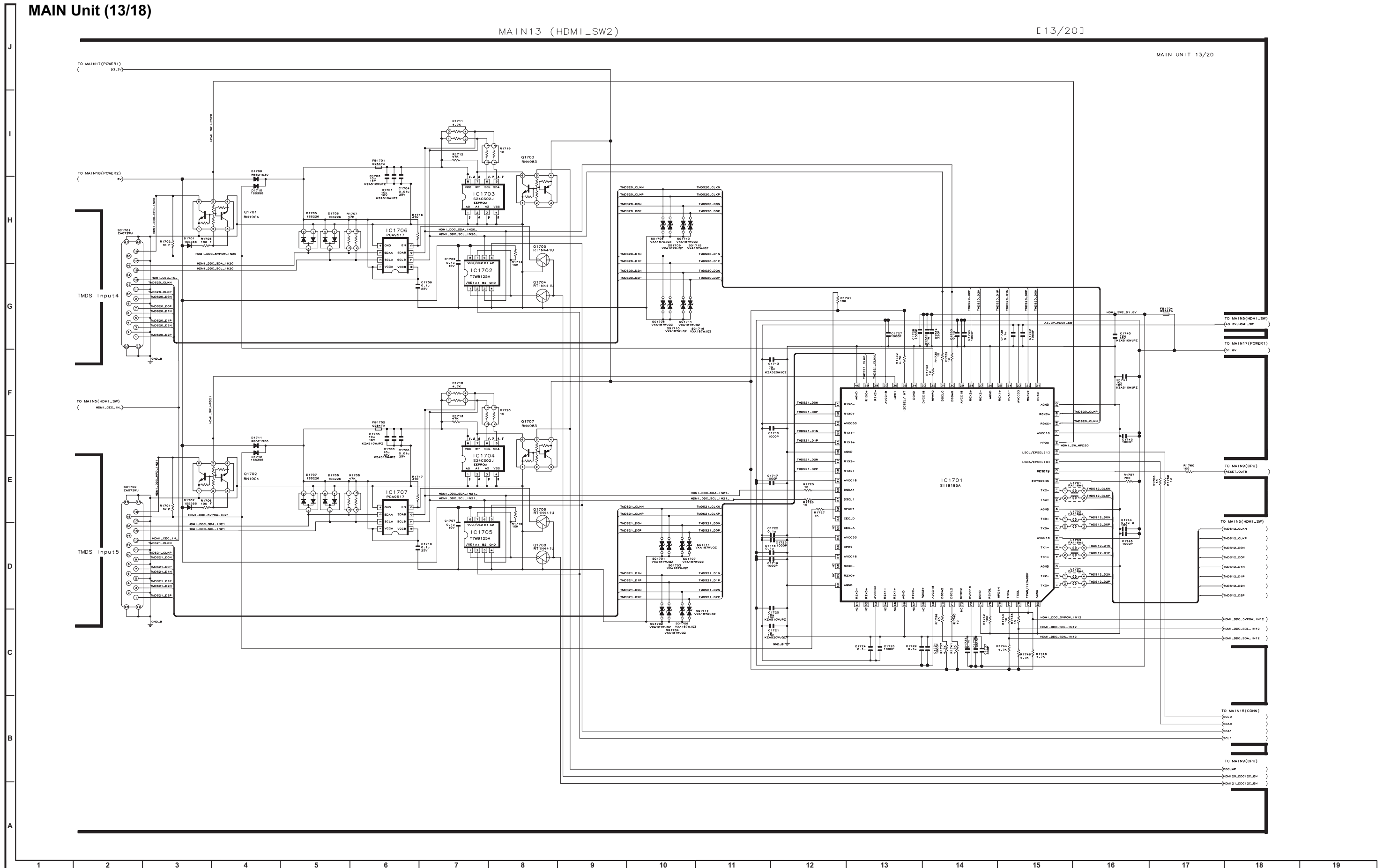


MAIN Unit (13/18)

MAIN13 (HDMI_SW2)

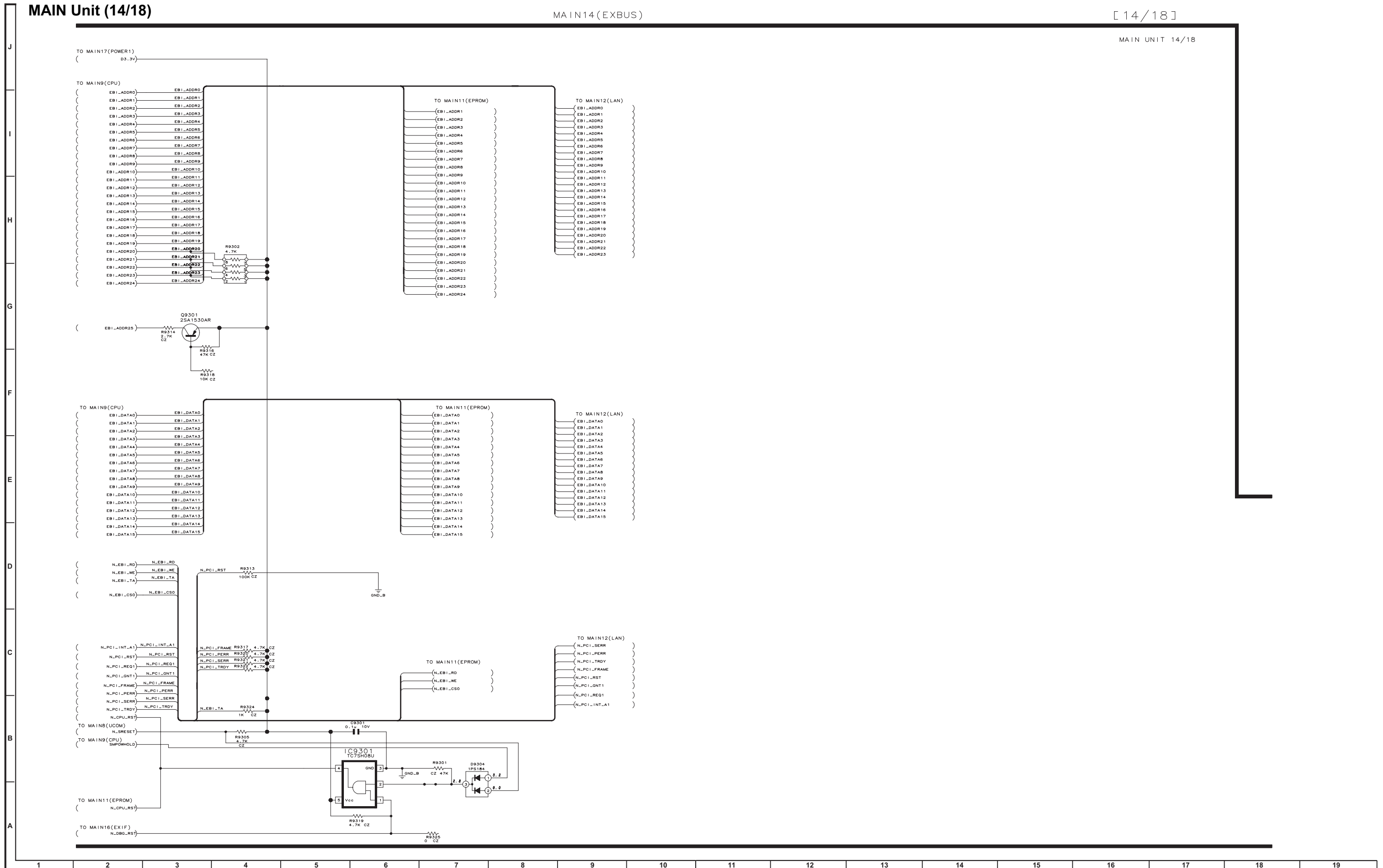
[13/20]

MAIN UNIT 13/20



MAIN Unit (14/18)

MAIN14 (EXBUS)

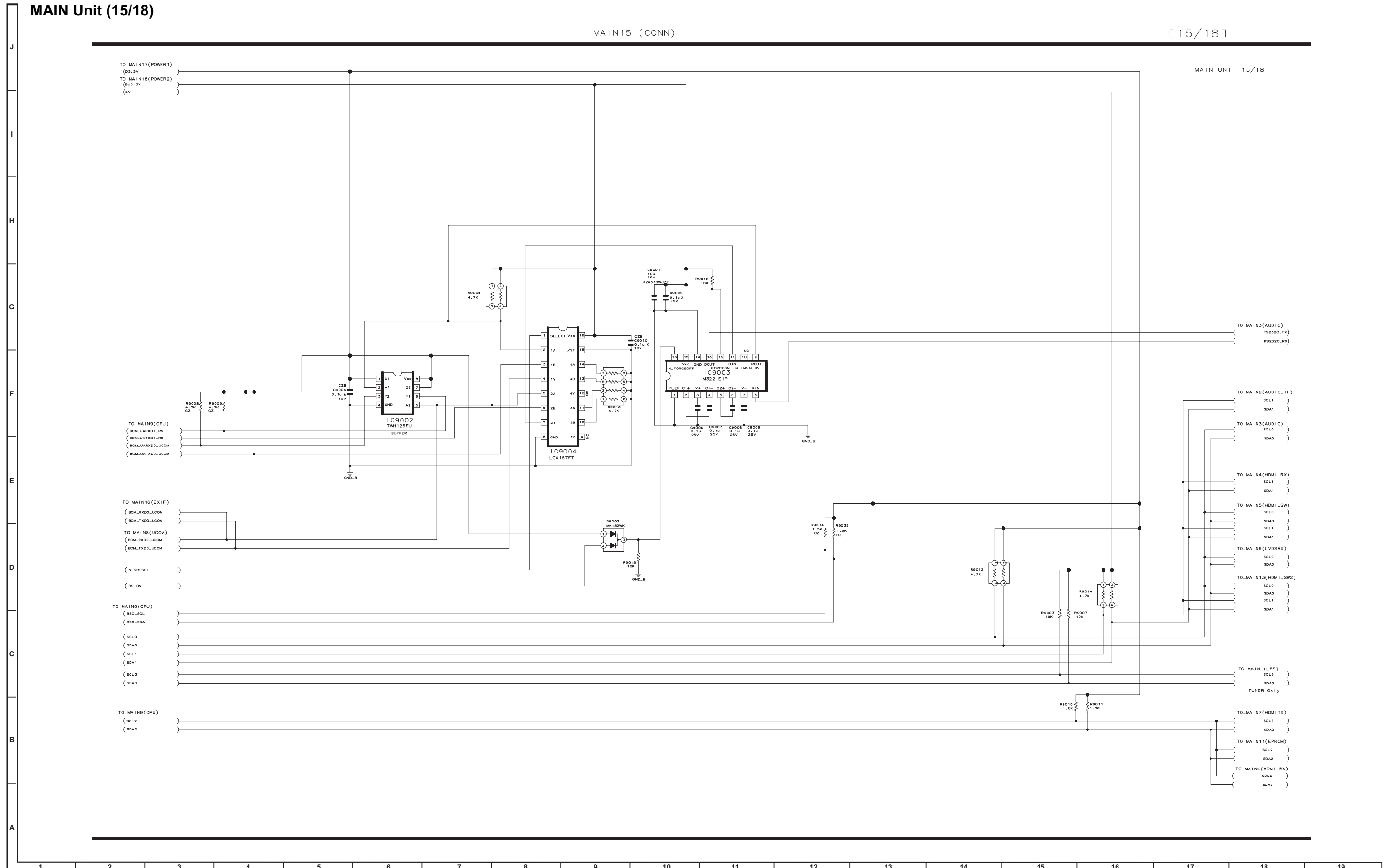


MAIN Unit (15/18)

MAIN15 (CONN)

[15/18]

MAIN UNIT 15/18



MAIN Unit (16/18)

MAIN16 (EXIF)

[16 / 19]

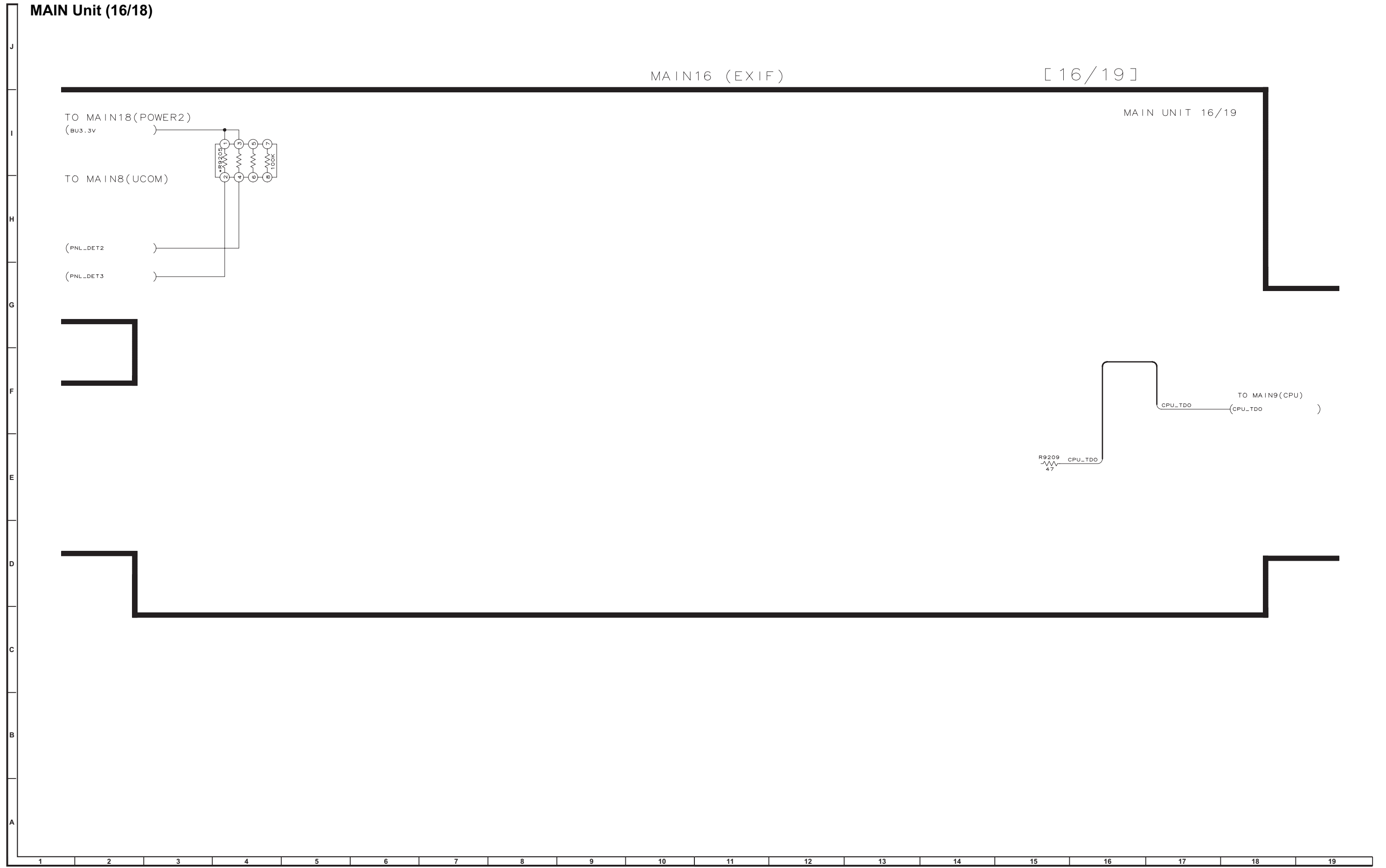
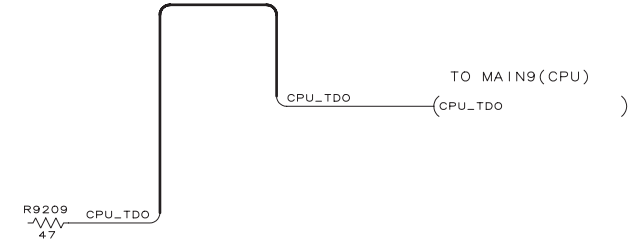
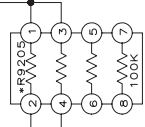
MAIN UNIT 16/19

TO MAIN18 (POWER2)
(BUS.3V)

TO MAIN8 (UCOM)

(PNL_DET2)

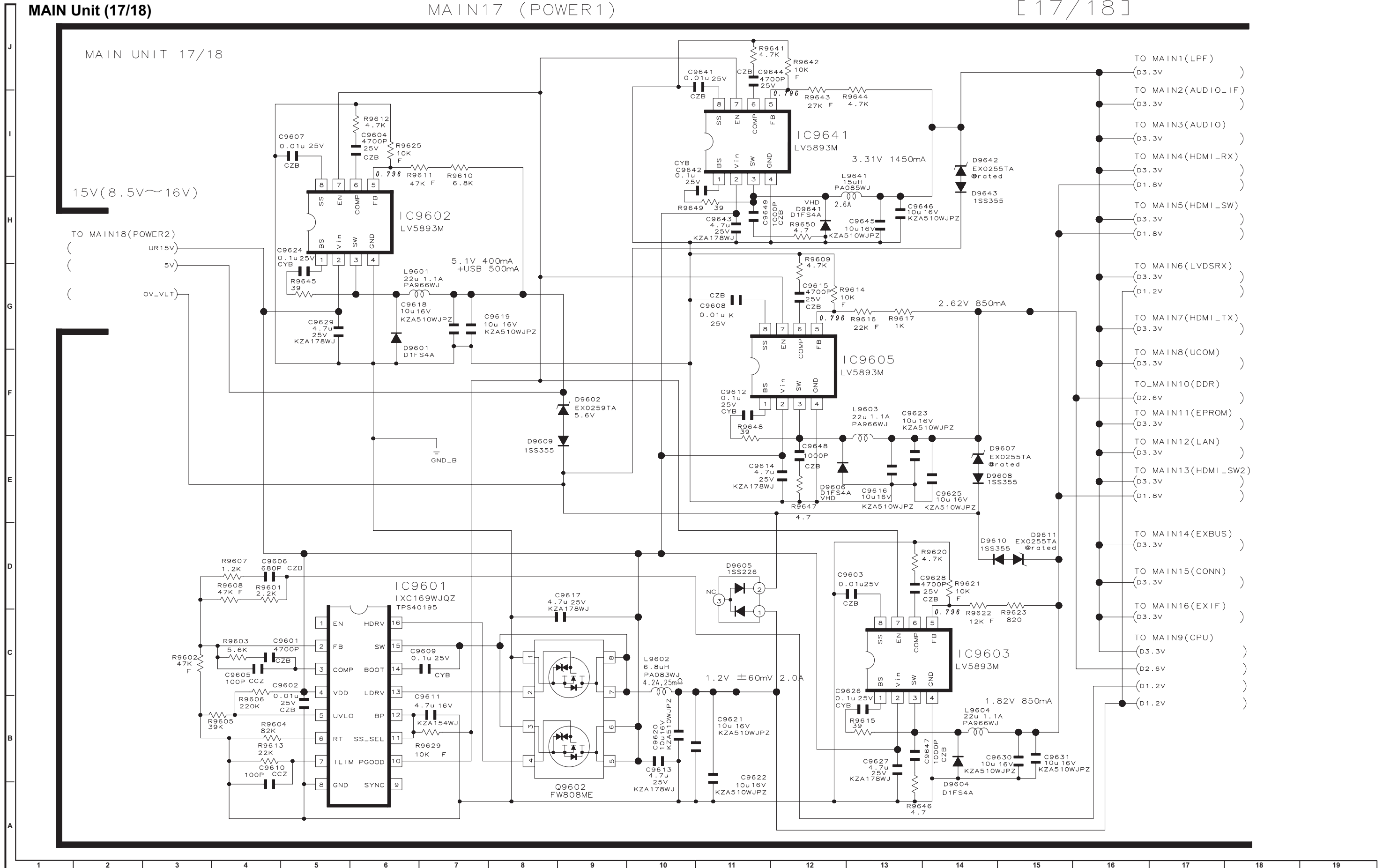
(PNL_DET3)



MAIN Unit (17/18)

MAIN17 (POWER1)

[17 / 18]

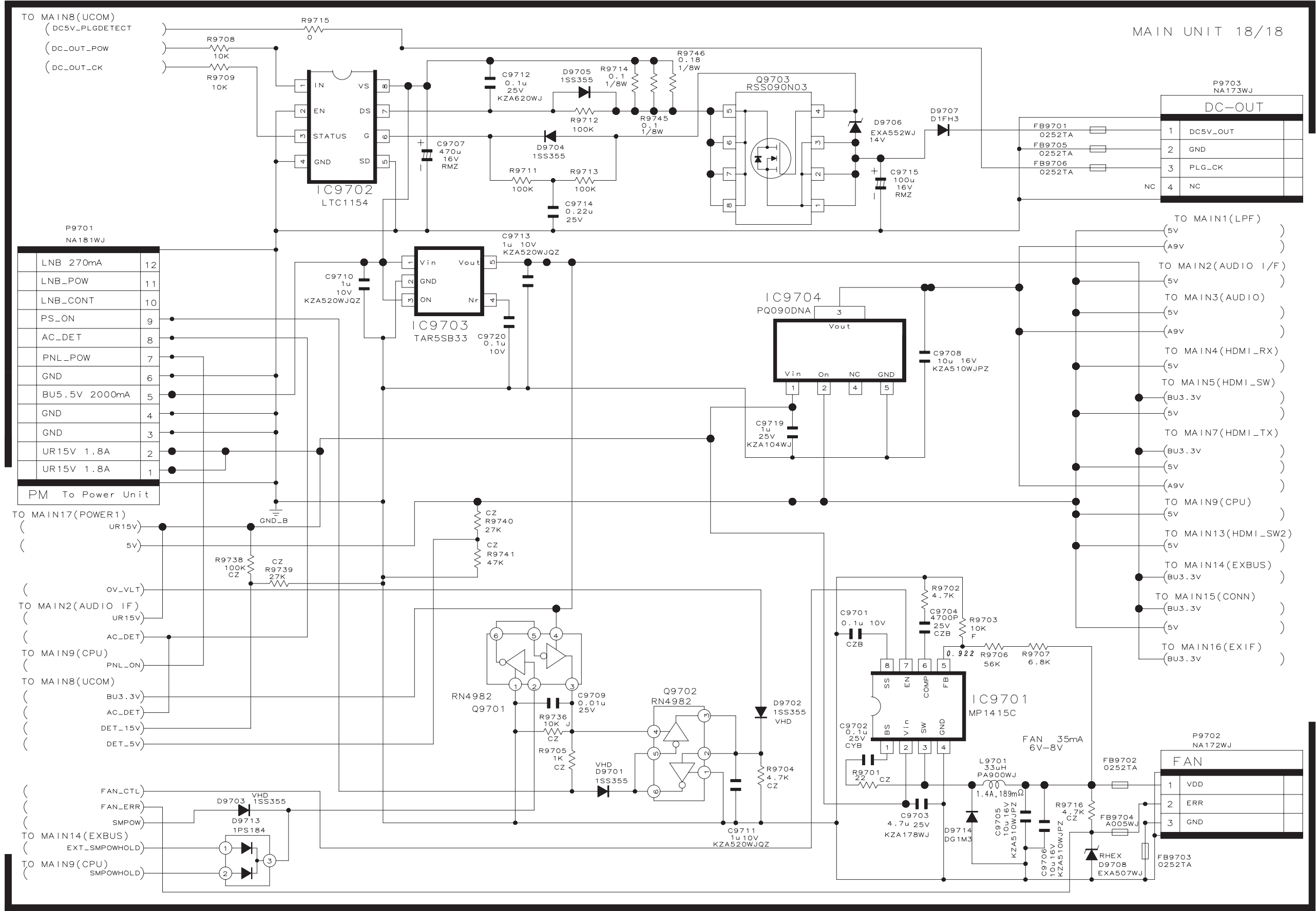


MAIN Unit (18/18)

MAIN18 (POWER2)

[18 / 18]

MAIN UNIT 18/18



P9701
NA181WJ

LNB 270mA	12
LNB_POW	11
LNB_CONT	10
PS_ON	9
AC_DET	8
PNL_POW	7
GND	6
BU5.5V 2000mA	5
GND	4
GND	3
UR15V 1.8A	2
UR15V 1.8A	1

PM To Power Unit

P9703
NA173WJ

DC-OUT	
1	DC5V_OUT
2	GND
3	PLG_CK
4	NC

P9702
NA172WJ

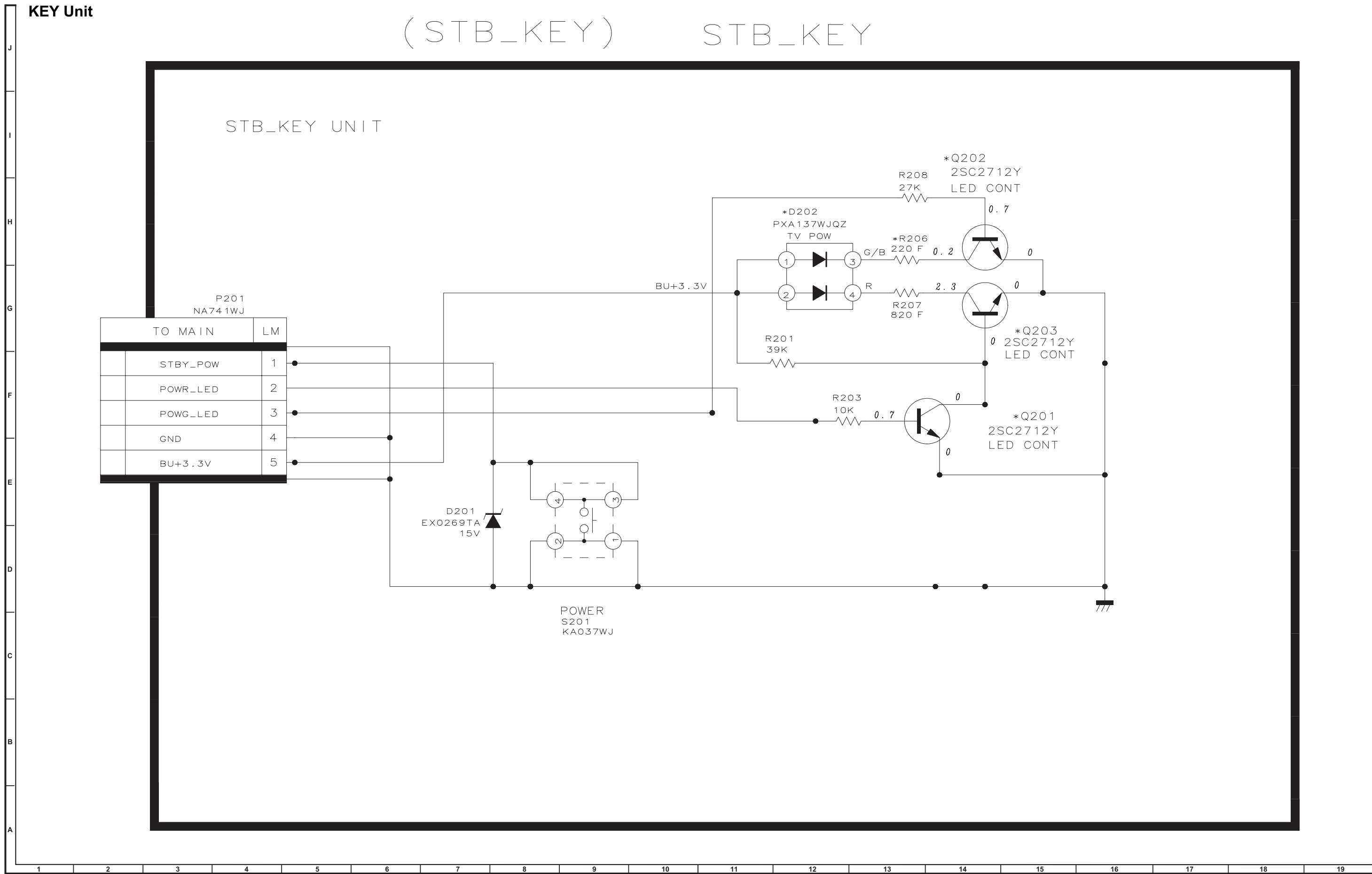
FAN	
1	VDD
2	ERR
3	GND

J
I
H
G
F
E
D
C
B
A

1 2 3 4 5 6 7 8 9 10 11 12 13 14 15 16 17 18 19

KEY Unit

(STB_KEY) STB_KEY

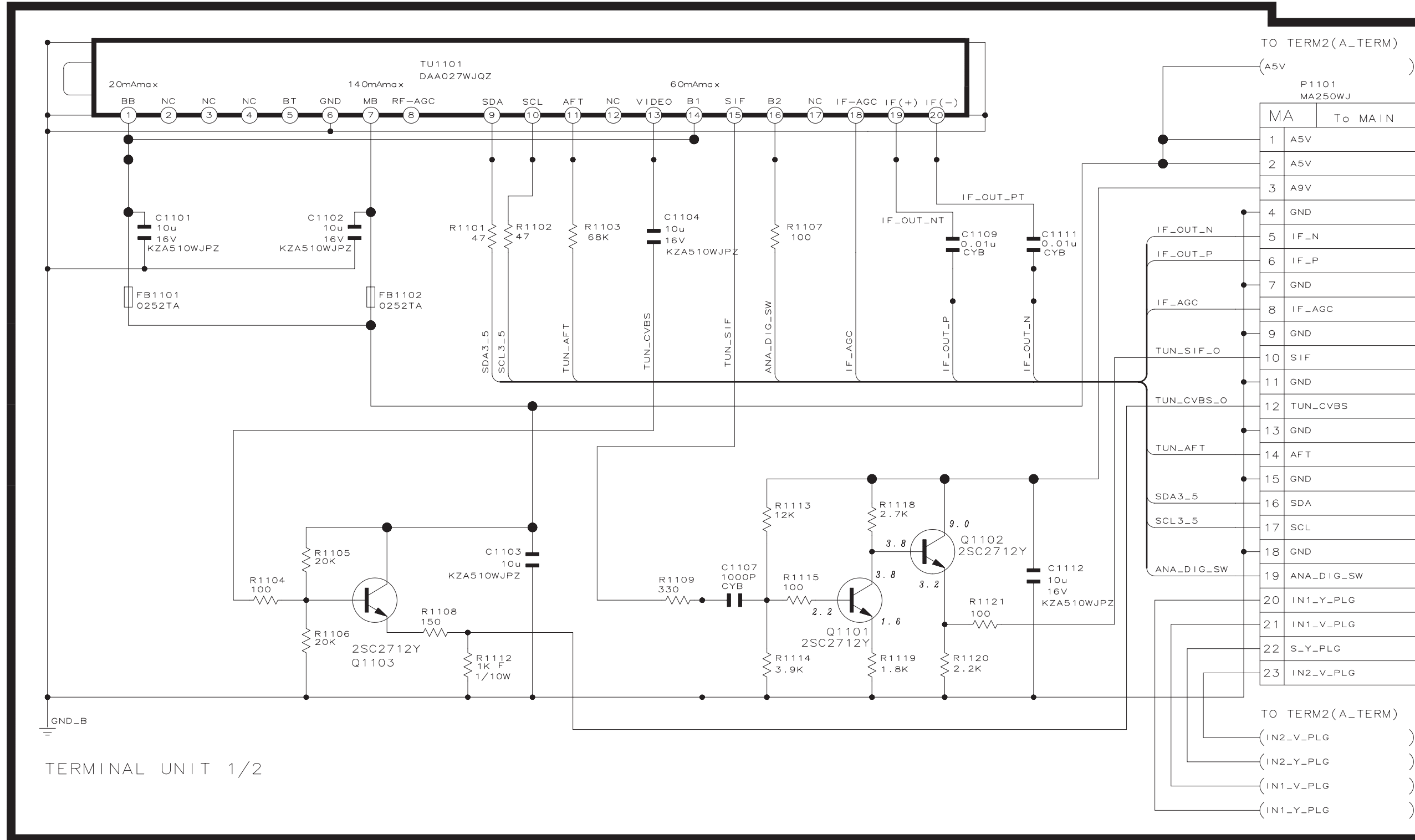


TERMINAL Unit (1/2)

(TERM)

TERM1 (TUNER)

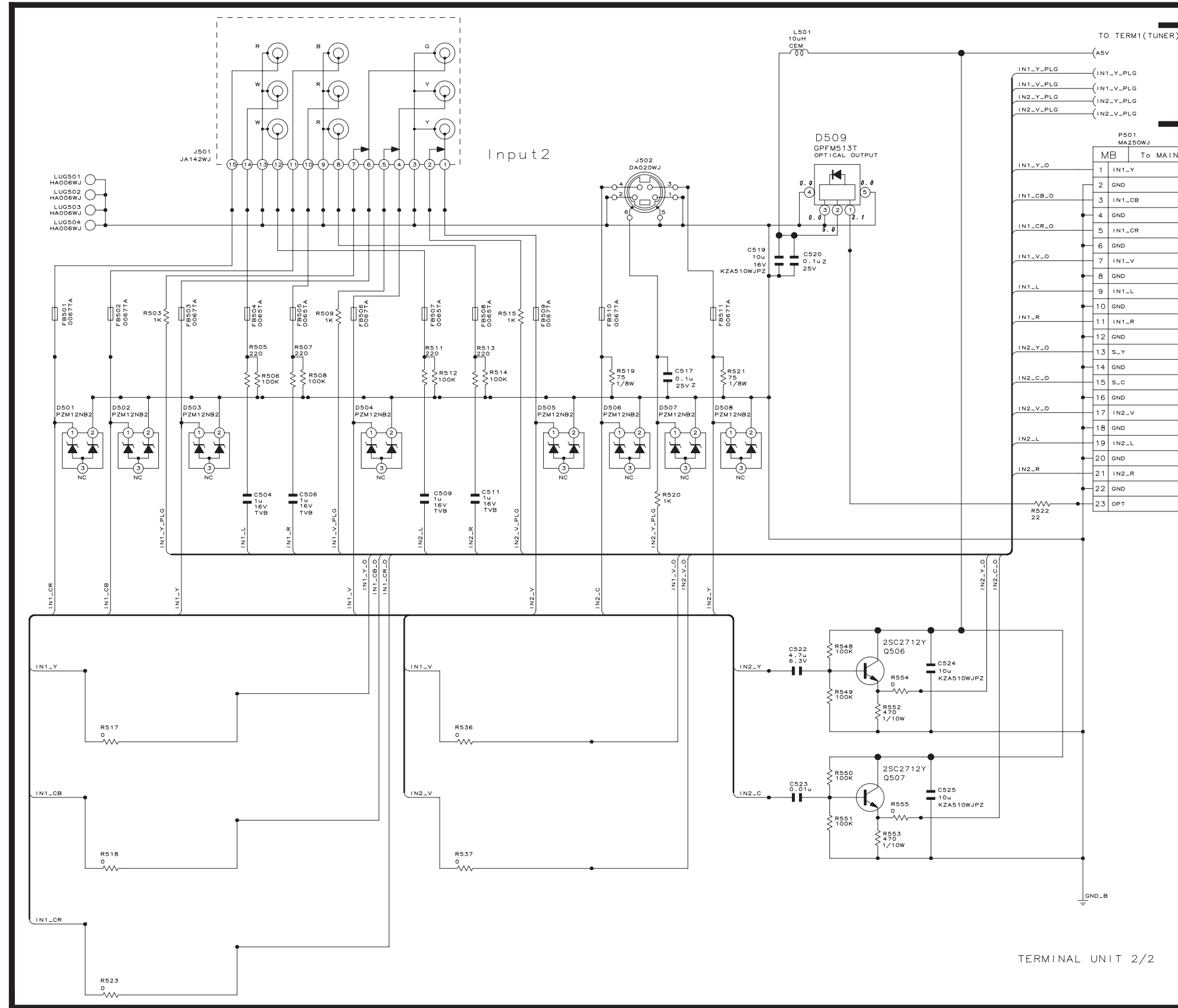
[1 / 2]



TERMINAL UNIT 1/2

TERMINAL Unit (2/2)

(TERM) TERM2(A_TERM) [2/2]

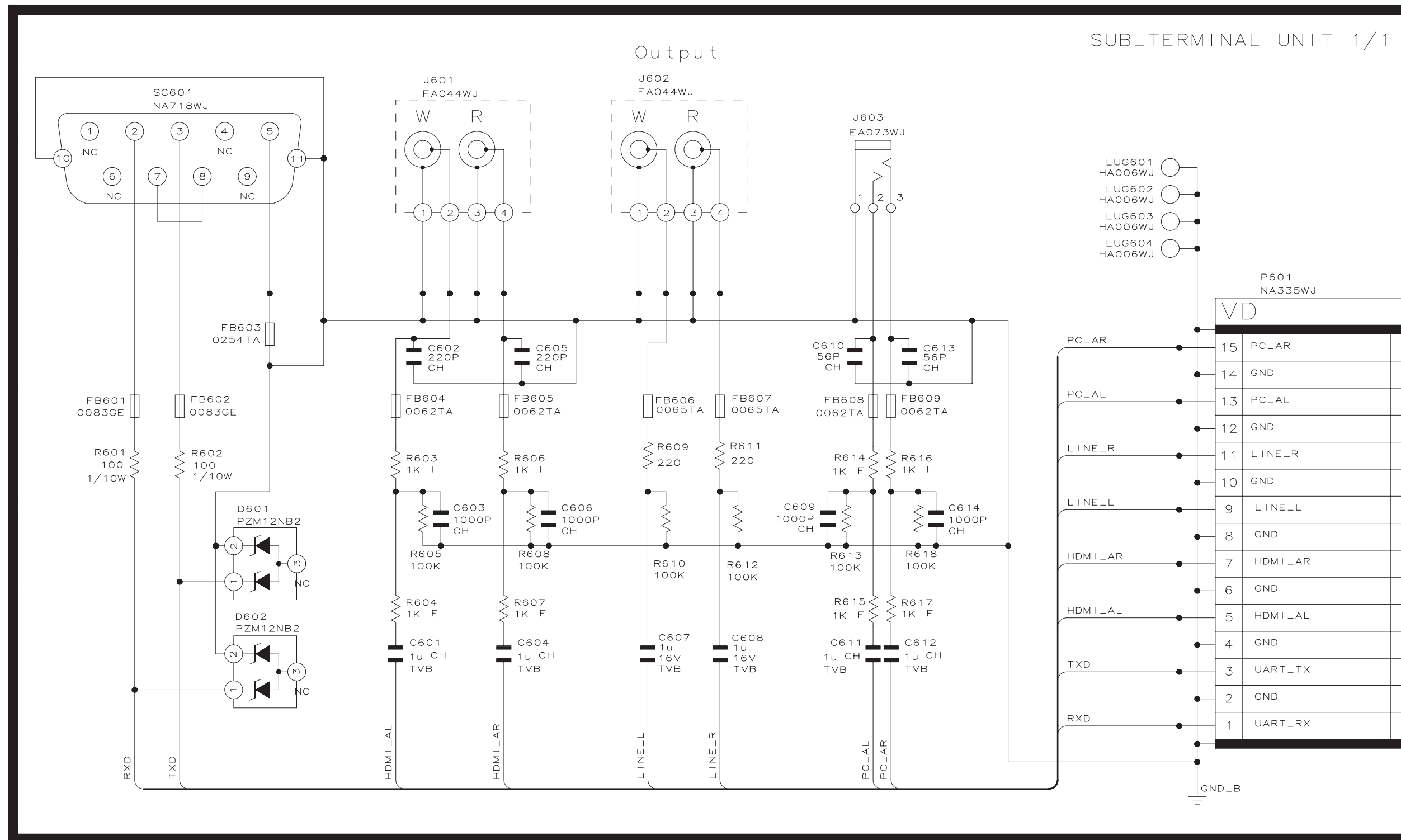


TERMINAL UNIT 2/2

SUB TERMINAL Unit

SUB_TERM


SUB_TERMINAL UNIT 1/1



SHARP PARTS GUIDE

No. S98P7TUX1U///

LCD COLOR TELEVISION (AVC SYSTEM)



MODEL TU-X1U

CONTENTS

- | | |
|--|--|
| [1] PRINTED WIRING BOARD ASSEMBLIES | [6] DUNTKE837FE01
(SUB TERMINAL Unit) |
| [2] PRINTED WIRING BOARD ASSEMBLIES
(UNIT REPLACEMENT ITEM) | [7] CABINET PARTS |
| [3] DUNTKE593FE02(KEY Unit) | [8] SUPPLIED ACCESSORIES |
| [4] DUNTKE760FE01(MAIN Unit) | [9] PACKING PARTS |
| [5] DUNTKE761FE01(TERMINAL Unit) | [10] SERVICE JIGS |

Parts marked with "△" are important for maintaining the safety of the set. Be sure to replace these parts with specified ones for maintaining the safety and performance of the set.

NO.	PARTS CODE	PRICE RANK	NEW MARK	PART DELIVERY	DESCRIPTION
[1] PRINTED WIRING BOARD ASSEMBLIES					
N	DUNTKE593FE02	AK	N	J	KEY Unit
N	DUNTKE760FE01	CH	N	J	MAIN Unit
N	DUNTKE761FE01	BD	N	J	TERMINAL Unit
N	DUNTKE837FE01	AX	N	J	SUB TERMINAL Unit
[2] PRINTED WIRING BOARD ASSEMBLIES (UNIT REPLACEMENT ITEM)					
N	RDENCA301WJQZ	BL	N	J	POWER Unit
N	RUNTZA077WJQZ	AN	N	J	DC OUT Unit
[3] DUNTKE593FE02(KEY Unit)					
D201	RH-EX0269TAZZY	AB		J	Zener Diode PDZ15B,115
D202	RH-PXA137WJQZY	AF		J	LED SH-165HR/HB1-D
P201	QPLGNA741WJZZY	AC	N	J	Plug 5pin(LM)
Q201	VS2SC2712Y/-1Y	AB		J	Transistor 2SA1162-Y(TE85L,F)/(T5L,F,T)
Q202	VS2SC2712Y/-1Y	AB		J	Transistor 2SA1162-Y(TE85L,F)/(T5L,F,T)
Q203	VS2SC2712Y/-1Y	AB		J	Transistor 2SA1162-Y(TE85L,F)/(T5L,F,T)
R201	VRS-CY1JF393JY	AA		J	Resistor 39k 1/16W Metal Oxide
R203	VRS-CY1JF103JY	AA		J	Resistor 10k 1/16W Metal Oxide
R206	VRS-CY1JF221FY	AA		J	Resistor 220 1/16W Metal Oxide
R207	VRS-CY1JF821FY	AA		J	Resistor 820 1/16W Metal Oxide
R208	VRS-CY1JF273JY	AA		J	Resistor 27k 1/16W Metal Oxide
S201	QSW-KA037WJZZY	AC		J	Switch POWER
[4] DUNTKE760FE01(MAIN Unit)					
C1301	VCKYCZ1EF104ZY	AA		J	Capacitor 0.1 25V Ceramic
C1302	VCKYCZ1AB104KY	AB		J	Capacitor 0.1 10V Ceramic
C1303	VCKYCZ1EF104ZY	AA		J	Capacitor 0.1 25V Ceramic
C1304	VCKYCZ1AB104KY	AB		J	Capacitor 0.1 10V Ceramic
C1305	RC-KZA510WJPZY	AB		J	Capacitor 10 16V Ceramic
C1306	VCKYTV1CB105KY	AC		J	Capacitor 1 16V Ceramic
C1307	VCKYTV1CB105KY	AC		J	Capacitor 1 16V Ceramic
C1309	RC-KZA510WJPZY	AB		J	Capacitor 10 16V Ceramic
C1310	VCKYCZ1EF104ZY	AA		J	Capacitor 0.1 25V Ceramic
C1311	VCKYCZ1AB104KY	AB		J	Capacitor 0.1 10V Ceramic
C1312	VCKYCZ1AB104KY	AB		J	Capacitor 0.1 10V Ceramic
C1313	RC-KZA510WJPZY	AB		J	Capacitor 10 16V Ceramic
C1315	RC-KZA510WJPZY	AB		J	Capacitor 10 16V Ceramic
C1316	VCKYCZ1AB104KY	AB		J	Capacitor 0.1 10V Ceramic
C1317	RC-KZA510WJPZY	AB		J	Capacitor 10 16V Ceramic
C1320	VCKYCZ1AB104KY	AB		J	Capacitor 0.1 10V Ceramic
C1321	VCKYCZ1AB104KY	AB		J	Capacitor 0.1 10V Ceramic
C1322	VCKYCZ1AB104KY	AB		J	Capacitor 0.1 10V Ceramic
C1323	VCKYCZ1AB104KY	AB		J	Capacitor 0.1 10V Ceramic
C1324	RC-KZA114WJZZY	AB		J	Capacitor 1 25V Ceramic
C1325	VCKYCZ1AB104KY	AB		J	Capacitor 0.1 10V Ceramic
C1401	VCCGCZ1HH120JY	AB		J	Capacitor 12p 50V Ceramic
C1402	RC-KZA510WJPZY	AB		J	Capacitor 10 16V Ceramic
C1403	VCKYCZ1AB104KY	AB		J	Capacitor 0.1 10V Ceramic
C1404	VCCGCZ1HH120JY	AB		J	Capacitor 12p 50V Ceramic
C1406	VCKYCZ1EF104ZY	AA		J	Capacitor 0.1 25V Ceramic
C1407	RC-KZA510WJPZY	AB		J	Capacitor 10 16V Ceramic
C1408	RC-KZA510WJPZY	AB		J	Capacitor 10 16V Ceramic
C1409	VCKYCZ1EF104ZY	AA		J	Capacitor 0.1 25V Ceramic
C1414	RC-KZA510WJPZY	AB		J	Capacitor 10 16V Ceramic
C1415	VCKYCZ1EF104ZY	AA		J	Capacitor 0.1 25V Ceramic
C1419	VCKYCZ1EF104ZY	AA		J	Capacitor 0.1 25V Ceramic
C1421	RC-KZA510WJPZY	AB		J	Capacitor 10 16V Ceramic
C1422	RC-KZA510WJPZY	AB		J	Capacitor 10 16V Ceramic
C1423	RC-KZA510WJPZY	AB		J	Capacitor 10 16V Ceramic
C1424	VCKYCZ1EF104ZY	AA		J	Capacitor 0.1 25V Ceramic
C1425	VCKYCZ1EF104ZY	AA		J	Capacitor 0.1 25V Ceramic
C1426	RC-KZA510WJPZY	AB		J	Capacitor 10 16V Ceramic
C1427	VCKYCZ1EF104ZY	AA		J	Capacitor 0.1 25V Ceramic
C1428	RC-KZA510WJPZY	AB		J	Capacitor 10 16V Ceramic
C1429	VCKYTV1CB105KY	AC		J	Capacitor 1 16V Ceramic
C1430	VCKYTV1CB105KY	AC		J	Capacitor 1 16V Ceramic
C1440	VCKYCZ1EF104ZY	AA		J	Capacitor 0.1 25V Ceramic
C1441	VCKYCZ1EF104ZY	AA		J	Capacitor 0.1 25V Ceramic
C1501	RC-KZA510WJPZY	AB		J	Capacitor 10 16V Ceramic
C1502	VCKYCZ1EF104ZY	AA		J	Capacitor 0.1 25V Ceramic
C1503	VCKYCZ1EF104ZY	AA		J	Capacitor 0.1 25V Ceramic
C1505	VCKYCZ1EF104ZY	AA		J	Capacitor 0.1 25V Ceramic
C1506	RC-KZA510WJPZY	AB		J	Capacitor 10 16V Ceramic
C1508	RC-KZA510WJPZY	AB		J	Capacitor 10 16V Ceramic
C1511	RC-KZA510WJPZY	AB		J	Capacitor 10 16V Ceramic
C1512	VCKYTV1CB105KY	AC		J	Capacitor 1 16V Ceramic
C1513	VCKYCZ1HB102KY	AB		J	Capacitor 1000p 50V Ceramic
C1514	VCKYCZ1EF104ZY	AA		J	Capacitor 0.1 25V Ceramic
C1515	VCKYCZ1EF104ZY	AA		J	Capacitor 0.1 25V Ceramic
C1516	VCKYCZ1EF104ZY	AA		J	Capacitor 0.1 25V Ceramic
C1518	VCKYCZ1HB102KY	AB		J	Capacitor 1000p 50V Ceramic
C1519	VCKYCZ1HB102KY	AB		J	Capacitor 1000p 50V Ceramic
C1520	VCKYCZ1HB102KY	AB		J	Capacitor 1000p 50V Ceramic
C1522	RC-KZA510WJPZY	AB		J	Capacitor 10 16V Ceramic
C1523	VCKYCZ1EF104ZY	AA		J	Capacitor 0.1 25V Ceramic

NO.	PARTS CODE	PRICE RANK	NEW MARK	PART DELIVERY	DESCRIPTION
[4] DUNTKE760FE01(MAIN Unit)					
C1524	VCKYCZ1HB102KY	AB		J	Capacitor 1000p 50V Ceramic
C1525	VCKYCZ1EF104ZY	AA		J	Capacitor 0.1 25V Ceramic
C1526	VCKYCZ1HB102KY	AB		J	Capacitor 1000p 50V Ceramic
C1527	VCKYCZ1EF104ZY	AA		J	Capacitor 0.1 25V Ceramic
C1528	VCKYCZ1HB102KY	AB		J	Capacitor 1000p 50V Ceramic
C1529	VCKYCZ1EF104ZY	AA		J	Capacitor 0.1 25V Ceramic
C1530	VCKYCZ1HB102KY	AB		J	Capacitor 1000p 50V Ceramic
C1531	RC-KZA510WJPZY	AB		J	Capacitor 10 16V Ceramic
C1532	VCKYCZ1EB103KY	AA		J	Capacitor 0.01 25V Ceramic
C1533	VCKYCZ1AB104KY	AB		J	Capacitor 0.1 10V Ceramic
C1537	VCKYCZ1EF104ZY	AA		J	Capacitor 0.1 25V Ceramic
C1538	VCKYCZ1HB102KY	AB		J	Capacitor 1000p 50V Ceramic
C1539	RC-KZA510WJPZY	AB		J	Capacitor 10 16V Ceramic
C1540	RC-KZA510WJPZY	AB		J	Capacitor 10 16V Ceramic
C1541	VCKYCZ1HB102KY	AB		J	Capacitor 1000p 50V Ceramic
C1542	VCKYCZ1EF104ZY	AA		J	Capacitor 0.1 25V Ceramic
C1544	VCKYCZ1HB102KY	AB		J	Capacitor 1000p 50V Ceramic
C1545	VCKYCZ1HB102KY	AB		J	Capacitor 1000p 50V Ceramic
C1546	VCKYCZ1EF104ZY	AA		J	Capacitor 0.1 25V Ceramic
C1548	VCKYCZ1EF104ZY	AA		J	Capacitor 0.1 25V Ceramic
C1550	VCKYCZ1HB102KY	AB		J	Capacitor 1000p 50V Ceramic
C1551	VCKYCZ1HB102KY	AB		J	Capacitor 1000p 50V Ceramic
C1556	RC-KZA510WJPZY	AB		J	Capacitor 10 16V Ceramic
C1557	VCKYCZ1EF104ZY	AA		J	Capacitor 0.1 25V Ceramic
C1558	VCKYCZ1HB102KY	AB		J	Capacitor 1000p 50V Ceramic
C1559	VCKYCZ1EF104ZY	AA		J	Capacitor 0.1 25V Ceramic
C1560	VCKYCZ1HB102KY	AB		J	Capacitor 1000p 50V Ceramic
C1562	VCKYCZ1HB102KY	AB		J	Capacitor 1000p 50V Ceramic
C1563	VCCCCY1HH150JY	AA		J	Capacitor 15p 50V Ceramic
C1564	VCCCCY1HH120JY	AA		J	Capacitor 12p 50V Ceramic
C1565	VCKYCZ1EF104ZY	AA		J	Capacitor 0.1 25V Ceramic
C1567	VCKYCZ1HB102KY	AB		J	Capacitor 1000p 50V Ceramic
C1571	VCKYCZ1HB102KY	AB		J	Capacitor 1000p 50V Ceramic
C1572	VCKYCZ1HB102KY	AB		J	Capacitor 1000p 50V Ceramic
C1573	VCKYCZ1EF104ZY	AA		J	Capacitor 0.1 25V Ceramic
C1574	VCKYCZ1EF104ZY	AA		J	Capacitor 0.1 25V Ceramic
C1575	VCKYCZ1HB102KY	AB		J	Capacitor 1000p 50V Ceramic
C1576	VCKYCZ1EF104ZY	AA		J	Capacitor 0.1 25V Ceramic
C1577	RC-KZA510WJPZY	AB		J	Capacitor 10 16V Ceramic
C1578	RC-KZA510WJPZY	AB		J	Capacitor 10 16V Ceramic
C1580	VCKYCZ1HB102KY	AB		J	Capacitor 1000p 50V Ceramic
C1582	VCKYCZ1HB102KY	AB		J	Capacitor 1000p 50V Ceramic
C1583	VCKYCZ1EF104ZY	AA		J	Capacitor 0.1 25V Ceramic
C1584	VCKYCZ1HB102KY	AB		J	Capacitor 1000p 50V Ceramic
C1585	VCKYCZ1EF104ZY	AA		J	Capacitor 0.1 25V Ceramic
C1586	VCKYCZ1HB102KY	AB		J	Capacitor 1000p 50V Ceramic
C1588	VCKYCZ1HB102KY	AB		J	Capacitor 1000p 50V Ceramic
C1590	VCKYCZ1HB102KY	AB		J	Capacitor 1000p 50V Ceramic
C1601	VCKYCZ1AB104KY	AB		J	Capacitor 0.1 10V Ceramic
C1602	VCKYCZ1AB104KY	AB		J	Capacitor 0.1 10V Ceramic
C1603	RC-KZA510WJPZY	AB		J	Capacitor 10 16V Ceramic
C1604	RC-KZA510WJPZY	AB		J	Capacitor 10 16V Ceramic
C1605	VCKYCZ1EF104ZY	AA		J	Capacitor 0.1 25V Ceramic
C1606	VCKYCZ1EF104ZY	AA		J	Capacitor 0.1 25V Ceramic
C1607	RC-KZA510WJPZY	AB		J	Capacitor 10 16V Ceramic
C1609	VCKYCZ1EB103KY	AA		J	Capacitor 0.01 25V Ceramic
C1611	RC-KZA510WJPZY	AB		J	Capacitor 10 16V Ceramic
C1612	VCKYCZ1EB103KY	AA		J	Capacitor 0.01 25V Ceramic
C1619	VCKYCZ1AB104KY	AB		J	Capacitor 0.1 10V Ceramic
C1620	RC-KZA510WJPZY	AB		J	Capacitor 10 16V Ceramic
C1621	RC-KZA520WJQZY	AA		J	Capacitor 1 10V Ceramic
C1623	VCKYCZ1HB102KY	AB		J	Capacitor 1000p 50V Ceramic
C1625	VCKYCZ1HB102KY	AB		J	Capacitor 1000p 50V Ceramic
C1626	VCKYCZ1AB104KY	AB		J	Capacitor 0.1 10V Ceramic
C1627	VCKYCZ1HB102KY	AB		J	Capacitor 1000p 50V Ceramic
C1628	VCKYCZ1AB104KY	AB		J	Capacitor 0.1 10V Ceramic
C1629	VCKYCZ1HB102KY	AB		J	Capacitor 1000p 50V Ceramic
C1630	RC-KZA510WJPZY	AB		J	Capacitor 10 16V Ceramic
C1631	RC-KZA520WJQZY	AA		J	Capacitor 1 10V Ceramic
C1632	VCKYCZ1AB104KY	AB		J	Capacitor 0.1 10V Ceramic
C1633	VCKYCZ1HB102KY	AB		J	Capacitor 1000p 50V Ceramic
C1635	VCKYCZ1HB102KY	AB		J	Capacitor 1000p 50V Ceramic
C1636	VCKYCZ1AB104KY	AB		J	Capacitor 0.1 10V Ceramic
C1637	VCKYCZ1HB102KY	AB		J	Capacitor 1000p 50V Ceramic
C1638	VCKYCZ1AB104KY	AB		J	Capacitor 0.1 10V Ceramic
C1639	VCKYCZ1HB102KY	AB		J	Capacitor 1000p 50V Ceramic
C1640	VCKYCZ1AB104KY	AB		J	Capacitor 0.1 10V Ceramic
C1641	VCKYCZ1HB102KY	AB		J	Capacitor 1000p 50V Ceramic
C1642	RC-KZA510WJPZY	AB		J	Capacitor 10 16V Ceramic
C1644	VCKYCZ1HB102KY	AB		J	Capacitor 1000p 50V Ceramic
C1645	VCKYCZ1AB104KY	AB		J	Capacitor 0.1 10V Ceramic
C1646	VCKYCZ1HB102KY	AB		J	Capacitor 1000p 50V Ceramic
C1647	VCKYCZ1AB104KY	AB		J	Capacitor 0.1 10V Ceramic
C1648	VCKYCZ1HB102KY	AB		J	Capacitor 1000p 50V Ceramic
C1652	RC-KZA510WJPZY	AB		J	Capacitor 10 16V Ceramic

NO.	PARTS CODE	PRICE RANK	NEW MARK	PART DELIVERY	DESCRIPTION
[4] DUNTKE760FE01(MAIN Unit)					
C1673	VCKYCZ1AB104KY	AB		J	Capacitor 0.1 10V Ceramic
C1674	VCKYCZ1HB102KY	AB		J	Capacitor 1000p 50V Ceramic
C1680	VCKYCZ1HB331KY	AA		J	Capacitor 330p 50V Ceramic
C1681	VCKYCZ1HB331KY	AA		J	Capacitor 330p 50V Ceramic
C1701	RC-KZA510WJPZY	AB		J	Capacitor 10 16V Ceramic
C1702	VCKYCZ1AB104KY	AB		J	Capacitor 0.1 10V Ceramic
C1703	RC-KZA510WJPZY	AB		J	Capacitor 10 16V Ceramic
C1704	VCKYCZ1EB103KY	AA		J	Capacitor 0.01 25V Ceramic
C1705	RC-KZA510WJPZY	AB		J	Capacitor 10 16V Ceramic
C1706	VCKYCZ1EB103KY	AA		J	Capacitor 0.01 25V Ceramic
C1707	VCKYCZ1AB104KY	AB		J	Capacitor 0.1 10V Ceramic
C1708	RC-KZA510WJPZY	AB		J	Capacitor 10 16V Ceramic
C1709	VCKYCZ1EF104ZY	AA		J	Capacitor 0.1 25V Ceramic
C1710	VCKYCZ1EF104ZY	AA		J	Capacitor 0.1 25V Ceramic
C1713	RC-KZA520WJQZY	AA		J	Capacitor 1 10V Ceramic
C1715	VCKYCZ1HB102KY	AB		J	Capacitor 1000p 50V Ceramic
C1717	VCKYCZ1HB102KY	AB		J	Capacitor 1000p 50V Ceramic
C1718	VCKYCZ1AB104KY	AB		J	Capacitor 0.1 10V Ceramic
C1719	VCKYCZ1HB102KY	AB		J	Capacitor 1000p 50V Ceramic
C1720	RC-KZA510WJPZY	AB		J	Capacitor 10 16V Ceramic
C1721	RC-KZA510WJQZY	AA		J	Capacitor 1 10V Ceramic
C1722	VCKYCZ1AB104KY	AB		J	Capacitor 0.1 10V Ceramic
C1723	VCKYCZ1HB102KY	AB		J	Capacitor 1000p 50V Ceramic
C1724	VCKYCZ1AB104KY	AB		J	Capacitor 0.1 10V Ceramic
C1725	VCKYCZ1HB102KY	AB		J	Capacitor 1000p 50V Ceramic
C1727	VCKYCZ1HB102KY	AB		J	Capacitor 1000p 50V Ceramic
C1728	VCKYCZ1HB102KY	AB		J	Capacitor 1000p 50V Ceramic
C1729	VCKYCZ1AB104KY	AB		J	Capacitor 0.1 10V Ceramic
C1730	VCKYCZ1AB104KY	AB		J	Capacitor 0.1 10V Ceramic
C1731	VCKYCZ1HB102KY	AB		J	Capacitor 1000p 50V Ceramic
C1732	VCKYCZ1HB331KY	AA		J	Capacitor 330p 50V Ceramic
C1733	VCKYCZ1AB104KY	AB		J	Capacitor 0.1 10V Ceramic
C1734	VCKYCZ1HB102KY	AB		J	Capacitor 1000p 50V Ceramic
C1735	VCKYCZ1AB104KY	AB		J	Capacitor 0.1 10V Ceramic
C1736	VCKYCZ1HB102KY	AB		J	Capacitor 1000p 50V Ceramic
C1737	VCKYCZ1HB331KY	AA		J	Capacitor 330p 50V Ceramic
C1738	VCKYCZ1AB104KY	AB		J	Capacitor 0.1 10V Ceramic
C1739	VCKYCZ1HB102KY	AB		J	Capacitor 1000p 50V Ceramic
C1740	RC-KZA510WJPZY	AB		J	Capacitor 10 16V Ceramic
C1741	RC-KZA510WJPZY	AB		J	Capacitor 10 16V Ceramic
C1743	VCKYCZ1HB102KY	AB		J	Capacitor 1000p 50V Ceramic
C1744	VCKYCZ1AB104KY	AB		J	Capacitor 0.1 10V Ceramic
C1745	VCKYCZ1HB102KY	AB		J	Capacitor 1000p 50V Ceramic
C2001	RC-KZA510WJPZY	AB		J	Capacitor 10 16V Ceramic
C2002	VCKYCZ1HB152KY	AB		J	Capacitor 1500p 50V Ceramic
C2003	VCKYCZ1AB104KY	AB		J	Capacitor 0.1 10V Ceramic
C2004	VCKYCZ1AB104KY	AB		J	Capacitor 0.1 10V Ceramic
C2005	VCKYCZ1AB104KY	AB		J	Capacitor 0.1 10V Ceramic
C2006	VCKYCZ1AB104KY	AB		J	Capacitor 0.1 10V Ceramic
C2008	VCKYCZ1AB104KY	AB		J	Capacitor 0.1 10V Ceramic
C2009	VCCCCZ1HH101JY	AB		J	Capacitor 100p 50V Ceramic
C2010	VCKYCZ1AB104KY	AB		J	Capacitor 0.1 10V Ceramic
C2011	VCCCCZ1HH150JY	AB		J	Capacitor 15p 50V Ceramic
C2012	VCKYCZ1AB104KY	AB		J	Capacitor 0.1 10V Ceramic
C2016	VCKYCZ1AB104KY	AB		J	Capacitor 0.1 10V Ceramic
C2019	VCCCCZ1HH150JY	AB		J	Capacitor 15p 50V Ceramic
C2020	VCKYCZ1HB102KY	AB		J	Capacitor 1000p 50V Ceramic
C2026	VCKYCZ1AB104KY	AB		J	Capacitor 0.1 10V Ceramic
C2207	VCCCCZ1HH150JY	AB		J	Capacitor 15p 50V Ceramic
C2208	VCCCCZ1HH150JY	AB		J	Capacitor 15p 50V Ceramic
C2209	VCCCCZ1HH150JY	AB		J	Capacitor 15p 50V Ceramic
C2210	VCCCCZ1HH150JY	AB		J	Capacitor 15p 50V Ceramic
C2211	VCCCCZ1HH150JY	AB		J	Capacitor 15p 50V Ceramic
C2212	VCCCCZ1HH150JY	AB		J	Capacitor 15p 50V Ceramic
C2213	VCCCCZ1HH470JY	AB		J	Capacitor 47p 50V Ceramic
C2214	VCCCCZ1HH470JY	AB		J	Capacitor 47p 50V Ceramic
C2215	RC-KZA510WJPZY	AB		J	Capacitor 10 16V Ceramic
C2216	VCKYCZ1AB104KY	AB		J	Capacitor 0.1 10V Ceramic
C2217	VCKYCZ1EB103KY	AA		J	Capacitor 0.01 25V Ceramic
C2218	RC-KZA510WJPZY	AB		J	Capacitor 10 16V Ceramic
C2219	VCKYCZ1EB103KY	AA		J	Capacitor 0.01 25V Ceramic
C2220	RC-KZA510WJPZY	AB		J	Capacitor 10 16V Ceramic
C2221	VCKYCZ1EB103KY	AA		J	Capacitor 0.01 25V Ceramic
C2222	RC-KZA510WJPZY	AB		J	Capacitor 10 16V Ceramic
C2223	VCAAPE0JJ107MY	AE		J	Capacitor 100 6.3V Electrolytic
C2224	VCKYCZ1EB103KY	AA		J	Capacitor 0.01 25V Ceramic
C2225	VCKYCZ1EB103KY	AA		J	Capacitor 0.01 25V Ceramic
C2226	VCKYCZ1EB103KY	AA		J	Capacitor 0.01 25V Ceramic
C2227	RC-KZA510WJPZY	AB		J	Capacitor 10 16V Ceramic
C2228	VCKYCZ1EB103KY	AA		J	Capacitor 0.01 25V Ceramic
C2229	VCCCCZ1HH121JY	AB		J	Capacitor 120p 50V Ceramic
C2230	VCCCCZ1HH150JY	AB		J	Capacitor 15p 50V Ceramic
C2231	VCCCCZ1HH150JY	AB		J	Capacitor 15p 50V Ceramic
C2232	VCCCCZ1HH150JY	AB		J	Capacitor 15p 50V Ceramic
C2233	VCCCCZ1HH150JY	AB		J	Capacitor 15p 50V Ceramic

NO.	PARTS CODE	PRICE RANK	NEW MARK	PART DELIVERY	DESCRIPTION
[4] DUNTKE760FE01(MAIN Unit)					
C2234	VCCCCZ1HH150JY	AB		J	Capacitor 15p 50V Ceramic
C2235	VCCCCZ1HH270JY	AB		J	Capacitor 27p 50V Ceramic
C2236	VCCCCZ1HH270JY	AB		J	Capacitor 27p 50V Ceramic
C2237	VCCCCZ1HH330JY	AB		J	Capacitor 33p 50V Ceramic
C2238	VCCCCZ1HH330JY	AB		J	Capacitor 33p 50V Ceramic
C2239	VCCCCZ1HH121JY	AB		J	Capacitor 120p 50V Ceramic
C2240	VCCCCZ1HH121JY	AB		J	Capacitor 120p 50V Ceramic
C2241	VCCCCZ1HH150JY	AB		J	Capacitor 15p 50V Ceramic
C2242	VCCCCZ1HH150JY	AB		J	Capacitor 15p 50V Ceramic
C2243	VCCCCZ1HH150JY	AB		J	Capacitor 15p 50V Ceramic
C2244	VCCCCZ1HH150JY	AB		J	Capacitor 15p 50V Ceramic
C2245	VCCCCZ1HH150JY	AB		J	Capacitor 15p 50V Ceramic
C2246	VCKYCY1HB472KY	AA		J	Capacitor 4700p 50V Ceramic
C2247	VCKYCY1EB103KY	AA		J	Capacitor 0.01 25V Ceramic
C2248	VCCCCZ1HH150JY	AB		J	Capacitor 15p 50V Ceramic
C2249	VCCCCZ1HH150JY	AB		J	Capacitor 15p 50V Ceramic
C2250	VCCCCZ1HH150JY	AB		J	Capacitor 15p 50V Ceramic
C2261	RC-KZA510WJPZY	AB		J	Capacitor 10 16V Ceramic
C2263	VCCCCZ1HH221JY	AB		J	Capacitor 220p 50V Ceramic
C2264	VCCCCZ1HH221JY	AB		J	Capacitor 220p 50V Ceramic
C2267	VCCCCZ1HH221JY	AB		J	Capacitor 220p 50V Ceramic
C2268	VCCCCZ1HH221JY	AB		J	Capacitor 220p 50V Ceramic
C2269	RC-KZA510WJPZY	AB		J	Capacitor 10 16V Ceramic
C2270	VCCCCZ1HH221JY	AB		J	Capacitor 220p 50V Ceramic
C2271	VCCCCZ1HH221JY	AB		J	Capacitor 220p 50V Ceramic
C2272	VCCCCZ1HH221JY	AB		J	Capacitor 220p 50V Ceramic
C2277	VCCCCZ1HH221JY	AB		J	Capacitor 220p 50V Ceramic
C2278	VCCCCZ1HH221JY	AB		J	Capacitor 220p 50V Ceramic
C2280	VCCCCZ1HH221JY	AB		J	Capacitor 220p 50V Ceramic
C2287	VCKYCY1AB105KY	AB		J	Capacitor 1 10V Ceramic
C2288	VCKYCY1HB472KY	AA		J	Capacitor 4700p 50V Ceramic
C2289	VCKYCY1AB105KY	AB		J	Capacitor 1 10V Ceramic
C2290	VCKYCY1HB472KY	AA		J	Capacitor 4700p 50V Ceramic
C4501	RC-KZA510WJPZY	AB		J	Capacitor 10 16V Ceramic
C4502	RC-KZA510WJPZY	AB		J	Capacitor 10 16V Ceramic
C4503	RC-KZA154WJZZY	AB		J	Capacitor 4.7 16V Ceramic
C4504	RC-KZA521WJQZY	AA		J	Capacitor
C4505	VCKYCY1AB104KY	AB		J	Capacitor 0.1 10V Ceramic
C4506	RC-KZA510WJPZY	AB		J	Capacitor 10 16V Ceramic
C4507	RC-KZA531WJQZY	AA		J	Capacitor 1 10V Ceramic
C4508	RC-KZA531WJQZY	AA		J	Capacitor 1 10V Ceramic
C4509	RC-KZA531WJQZY	AA		J	Capacitor 1 10V Ceramic
C4510	RC-KZA531WJQZY	AA		J	Capacitor 1 10V Ceramic
C4511	RC-KZA531WJQZY	AA		J	Capacitor 1 10V Ceramic
C4512	RC-KZA531WJQZY	AA		J	Capacitor 1 10V Ceramic
C4513	RC-KZA531WJQZY	AA		J	Capacitor 1 10V Ceramic
C4514	VCKYCY1AB104KY	AB		J	Capacitor 0.1 10V Ceramic
C4515	VCKYCY1AB104KY	AB		J	Capacitor 0.1 10V Ceramic
C4516	VCKYCY1AB104KY	AB		J	Capacitor 0.1 10V Ceramic
C4517	VCKYCY1AB104KY	AB		J	Capacitor 0.1 10V Ceramic
C4518	VCKYCY1AB104KY	AB		J	Capacitor 0.1 10V Ceramic
C4519	RC-KZA531WJQZY	AA		J	Capacitor 1 10V Ceramic
C4520	RC-KZA531WJQZY	AA		J	Capacitor 1 10V Ceramic
C4521	RC-KZA531WJQZY	AA		J	Capacitor 1 10V Ceramic
C4522	RC-KZA531WJQZY	AA		J	Capacitor 1 10V Ceramic
C4523	RC-KZA510WJPZY	AB		J	Capacitor 10 16V Ceramic
C4524	RC-KZA510WJPZY	AB		J	Capacitor 10 16V Ceramic
C4525	RC-KZA510WJPZY	AB		J	Capacitor 10 16V Ceramic
C4526	RC-KZA510WJPZY	AB		J	Capacitor 10 16V Ceramic
C4527	VCKYCY1HB102KY	AB		J	Capacitor 1000p 50V Ceramic
C4528	VCKYCY1HB102KY	AB		J	Capacitor 1000p 50V Ceramic
C4529	VCKYCY1HB102KY	AB		J	Capacitor 1000p 50V Ceramic
C4530	VCKYCY1HB102KY	AB		J	Capacitor 1000p 50V Ceramic
C4531	VCKYCY1HB102KY	AB		J	Capacitor 1000p 50V Ceramic
C4532	VCKYCY1HB102KY	AB		J	Capacitor 1000p 50V Ceramic
C4533	VCKYCY1HB102KY	AB		J	Capacitor 1000p 50V Ceramic
C4534	VCKYCY1HB102KY	AB		J	Capacitor 1000p 50V Ceramic
C4535	VCKYCY1HB102KY	AB		J	Capacitor 1000p 50V Ceramic
C4536	VCKYCY1HB102KY	AB		J	Capacitor 1000p 50V Ceramic
C4537	VCKYCY1HB102KY	AB		J	Capacitor 1000p 50V Ceramic
C4538	VCKYCY1HB102KY	AB		J	Capacitor 1000p 50V Ceramic
C4540	VCKYCY1HB102KY	AB		J	Capacitor 1000p 50V Ceramic
C4541	RC-KZA531WJQZY	AA		J	Capacitor 1 10V Ceramic
C4542	VCKYCY1AB104KY	AB		J	Capacitor 0.1 10V Ceramic
C4543	VCKYCY1AB104KY	AB		J	Capacitor 0.1 10V Ceramic
C4544	VCKYCY1AB104KY	AB		J	Capacitor 0.1 10V Ceramic
C4545	RC-KZA510WJPZY	AB		J	Capacitor 10 16V Ceramic
C4546	VCKYCY1EB103KY	AA		J	Capacitor 0.01 25V Ceramic
C4600	VCKYCY1AB104KY	AB		J	Capacitor 0.1 10V Ceramic
C4601	VCKYCY1AB104KY	AB		J	Capacitor 0.1 10V Ceramic
C4604	RC-KZA154WJZZY	AB		J	Capacitor 4.7 16V Ceramic
C4605	VCKYCY1AB104KY	AB		J	Capacitor 0.1 10V Ceramic
C4606	RC-KZA510WJPZY	AB		J	Capacitor 10 16V Ceramic
C4607	VCKYCY1EB103KY	AA		J	Capacitor 0.01 25V Ceramic
C4608	VCKYCY1EB103KY	AA		J	Capacitor 0.01 25V Ceramic

NO.	PARTS CODE	PRICE RANK	NEW MARK	PART DELIVERY	DESCRIPTION
[4] DUNTKE760FE01(MAIN Unit)					
C4609	VCKYCZ1EB103KY	AA		J	Capacitor 0.01 25V Ceramic
C4610	VCKYCZ1EB103KY	AA		J	Capacitor 0.01 25V Ceramic
C4611	VCKYCZ1EB103KY	AA		J	Capacitor 0.01 25V Ceramic
C4612	VCKYCZ1EB103KY	AA		J	Capacitor 0.01 25V Ceramic
C4613	VCKYCZ1EB103KY	AA		J	Capacitor 0.01 25V Ceramic
C4614	VCKYCZ1EB103KY	AA		J	Capacitor 0.01 25V Ceramic
C4615	VCKYCZ1EB103KY	AA		J	Capacitor 0.01 25V Ceramic
C4616	VCKYCZ1EB103KY	AA		J	Capacitor 0.01 25V Ceramic
C4617	VCKYCZ1EB103KY	AA		J	Capacitor 0.01 25V Ceramic
C4618	VCKYCZ1EB103KY	AA		J	Capacitor 0.01 25V Ceramic
C4619	VCKYCZ1EB103KY	AA		J	Capacitor 0.01 25V Ceramic
C4620	VCKYCZ1EB103KY	AA		J	Capacitor 0.01 25V Ceramic
C4621	VCKYCZ1EB103KY	AA		J	Capacitor 0.01 25V Ceramic
C4622	VCKYCZ1EB103KY	AA		J	Capacitor 0.01 25V Ceramic
C4623	VCKYCZ1EB103KY	AA		J	Capacitor 0.01 25V Ceramic
C4624	VCKYCZ1EB103KY	AA		J	Capacitor 0.01 25V Ceramic
C4625	VCKYCZ1EB103KY	AA		J	Capacitor 0.01 25V Ceramic
C4626	VCKYCZ1EB103KY	AA		J	Capacitor 0.01 25V Ceramic
C4627	VCKYCZ1EB103KY	AA		J	Capacitor 0.01 25V Ceramic
C4628	VCKYCZ1EB103KY	AA		J	Capacitor 0.01 25V Ceramic
C4629	VCKYCZ1EB103KY	AA		J	Capacitor 0.01 25V Ceramic
C4630	VCKYCZ1EB103KY	AA		J	Capacitor 0.01 25V Ceramic
C4631	VCKYCZ1EB103KY	AA		J	Capacitor 0.01 25V Ceramic
C4632	VCKYCZ1EB103KY	AA		J	Capacitor 0.01 25V Ceramic
C4633	VCKYCZ1EB103KY	AA		J	Capacitor 0.01 25V Ceramic
C4634	VCKYCZ1EB103KY	AA		J	Capacitor 0.01 25V Ceramic
C4635	VCKYCZ1EB103KY	AA		J	Capacitor 0.01 25V Ceramic
C4636	VCKYCZ1EB103KY	AA		J	Capacitor 0.01 25V Ceramic
C4637	VCKYCZ1EB103KY	AA		J	Capacitor 0.01 25V Ceramic
C4638	VCKYCZ1EB103KY	AA		J	Capacitor 0.01 25V Ceramic
C4639	VCKYCZ1HB102KY	AB		J	Capacitor 1000p 50V Ceramic
C4640	VCKYCZ1HB102KY	AB		J	Capacitor 1000p 50V Ceramic
C4641	VCKYCZ1HB102KY	AB		J	Capacitor 1000p 50V Ceramic
C4642	VCKYCZ1HB102KY	AB		J	Capacitor 1000p 50V Ceramic
C4643	VCKYCZ1HB102KY	AB		J	Capacitor 1000p 50V Ceramic
C4644	VCKYCZ1HB102KY	AB		J	Capacitor 1000p 50V Ceramic
C4645	VCKYCZ1HB102KY	AB		J	Capacitor 1000p 50V Ceramic
C4646	VCKYCZ1HB102KY	AB		J	Capacitor 1000p 50V Ceramic
C8001	VCKYCZ1AB104KY	AB		J	Capacitor 0.1 10V Ceramic
C8002	VCKYCZ1EB103KY	AA		J	Capacitor 0.01 25V Ceramic
C8004	VCKYCZ1HB102KY	AB		J	Capacitor 1000p 50V Ceramic
C8005	VCKYCZ1EB103KY	AA		J	Capacitor 0.01 25V Ceramic
C8006	VCKYCZ1AB104KY	AB		J	Capacitor 0.1 10V Ceramic
C8007	RC-KZA067WJZZY	AB		J	Capacitor 4.7 10V Ceramic
C8008	VCKYCZ1HB102KY	AB		J	Capacitor 1000p 50V Ceramic
C8009	VCKYCZ1EB103KY	AA		J	Capacitor 0.01 25V Ceramic
C8010	VCKYCZ1AB104KY	AB		J	Capacitor 0.1 10V Ceramic
C8011	RC-KZA067WJZZY	AB		J	Capacitor 4.7 10V Ceramic
C8012	VCKYCZ1AB104KY	AB		J	Capacitor 0.1 10V Ceramic
C8013	VCKYCZ1HB102KY	AB		J	Capacitor 1000p 50V Ceramic
C8014	RC-KZA510WJPZY	AB		J	Capacitor 10 16V Ceramic
C8015	VCKYCZ1EB103KY	AA		J	Capacitor 0.01 25V Ceramic
C8016	VCKYCZ1AB104KY	AB		J	Capacitor 0.1 10V Ceramic
C8017	VCKYCZ1AB104KY	AB		J	Capacitor 0.1 10V Ceramic
C8018	RC-KZA067WJZZY	AB		J	Capacitor 4.7 10V Ceramic
C8019	VCKYCZ1HB102KY	AB		J	Capacitor 1000p 50V Ceramic
C8020	VCKYCZ1EB103KY	AA		J	Capacitor 0.01 25V Ceramic
C8021	VCKYCZ1AB104KY	AB		J	Capacitor 0.1 10V Ceramic
C8022	RC-KZA510WJPZY	AB		J	Capacitor 10 16V Ceramic
C8023	RC-KZA510WJPZY	AB		J	Capacitor 10 16V Ceramic
C8024	VCKYCZ1AB104KY	AB		J	Capacitor 0.1 10V Ceramic
C8025	RC-KZA510WJPZY	AB		J	Capacitor 10 16V Ceramic
C8027	VCKYCZ1AB104KY	AB		J	Capacitor 0.1 10V Ceramic
C8028	VCKYCZ1HB102KY	AB		J	Capacitor 1000p 50V Ceramic
C8029	VCKYCZ1HB102KY	AB		J	Capacitor 1000p 50V Ceramic
C8030	VCKYCZ1EB103KY	AA		J	Capacitor 0.01 25V Ceramic
C8031	VCKYCZ1EB103KY	AA		J	Capacitor 0.01 25V Ceramic
C8032	VCKYCZ1AB104KY	AB		J	Capacitor 0.1 10V Ceramic
C8033	VCKYCZ1AB104KY	AB		J	Capacitor 0.1 10V Ceramic
C8034	RC-KZA116WJZZY	AC		J	Capacitor 4.7 6.3V Ceramic
C8035	VCKYCZ1HB102KY	AB		J	Capacitor 1000p 50V Ceramic
C8036	VCKYCZ1HB102KY	AB		J	Capacitor 1000p 50V Ceramic
C8037	VCKYCZ1EB103KY	AA		J	Capacitor 0.01 25V Ceramic
C8038	VCKYCZ1EB103KY	AA		J	Capacitor 0.01 25V Ceramic
C8039	VCKYCZ1AB104KY	AB		J	Capacitor 0.1 10V Ceramic
C8040	VCKYCZ1AB104KY	AB		J	Capacitor 0.1 10V Ceramic
C8041	VCKYCZ1HB102KY	AB		J	Capacitor 1000p 50V Ceramic
C8042	RC-KZA116WJZZY	AC		J	Capacitor 4.7 6.3V Ceramic
C8043	VCKYCZ1EB103KY	AA		J	Capacitor 0.01 25V Ceramic
C8044	VCKYCZ1HB102KY	AB		J	Capacitor 1000p 50V Ceramic
C8045	VCKYCZ1AB104KY	AB		J	Capacitor 0.1 10V Ceramic
C8046	VCKYCZ1EB103KY	AA		J	Capacitor 0.01 25V Ceramic
C8047	VCKYCZ1HB102KY	AB		J	Capacitor 1000p 50V Ceramic
C8048	VCKYCZ1AB104KY	AB		J	Capacitor 0.1 10V Ceramic
C8049	VCKYCZ1EB103KY	AA		J	Capacitor 0.01 25V Ceramic

NO.	PARTS CODE	PRICE RANK	NEW MARK	PART DELIVERY	DESCRIPTION
[4] DUNTKE760FE01(MAIN Unit)					
C8050	RC-KZA116WJZZY	AC		J	Capacitor 4.7 6.3V Ceramic
C8051	VCKYCZ1AB104KY	AB		J	Capacitor 0.1 10V Ceramic
C8052	VCKYCZ1HB102KY	AB		J	Capacitor 1000p 50V Ceramic
C8053	VCKYCZ1HB102KY	AB		J	Capacitor 1000p 50V Ceramic
C8054	VCKYCZ1EB103KY	AA		J	Capacitor 0.01 25V Ceramic
C8055	VCKYCZ1EB103KY	AA		J	Capacitor 0.01 25V Ceramic
C8056	VCKYCZ1AB104KY	AB		J	Capacitor 0.1 10V Ceramic
C8057	VCKYCZ1AB104KY	AB		J	Capacitor 0.1 10V Ceramic
C8058	RC-KZA116WJZZY	AC		J	Capacitor 4.7 6.3V Ceramic
C8059	VCKYCZ1HB102KY	AB		J	Capacitor 1000p 50V Ceramic
C8060	VCKYCZ1EB103KY	AA		J	Capacitor 0.01 25V Ceramic
C8061	VCKYCZ1AB104KY	AB		J	Capacitor 0.1 10V Ceramic
C8062	VCKYCZ1EB103KY	AA		J	Capacitor 0.01 25V Ceramic
C8063	RC-KZA510WJPZY	AB		J	Capacitor 10 16V Ceramic
C8064	RC-KZA510WJPZY	AB		J	Capacitor 10 16V Ceramic
C8065	VCKYCZ1HB102KY	AB		J	Capacitor 1000p 50V Ceramic
C8066	VCKYCZ1EB103KY	AA		J	Capacitor 0.01 25V Ceramic
C8067	VCKYCZ1AB104KY	AB		J	Capacitor 0.1 10V Ceramic
C8068	RC-KZA510WJPZY	AB		J	Capacitor 10 16V Ceramic
C8069	VCKYCZ1AB104KY	AB		J	Capacitor 0.1 10V Ceramic
C8070	VCKYCZ1EB103KY	AA		J	Capacitor 0.01 25V Ceramic
C8071	VCKYCZ1EB103KY	AA		J	Capacitor 0.01 25V Ceramic
C8072	VCKYCZ1AB104KY	AB		J	Capacitor 0.1 10V Ceramic
C8073	VCKYCZ1EB103KY	AA		J	Capacitor 0.01 25V Ceramic
C8074	VCKYCZ1AB104KY	AB		J	Capacitor 0.1 10V Ceramic
C8075	VCKYCZ1AB104KY	AB		J	Capacitor 0.1 10V Ceramic
C8076	RC-KZA510WJPZY	AB		J	Capacitor 10 16V Ceramic
C8077	VCKYCZ1AB104KY	AB		J	Capacitor 0.1 10V Ceramic
C8078	VCKYCZ1AB104KY	AB		J	Capacitor 0.1 10V Ceramic
C8079	VCKYCZ1AB104KY	AB		J	Capacitor 0.1 10V Ceramic
C8081	VCKYCZ1EB103KY	AA		J	Capacitor 0.01 25V Ceramic
C8082	RC-KZA510WJPZY	AB		J	Capacitor 10 16V Ceramic
C8083	VCKYCZ1EB103KY	AA		J	Capacitor 0.01 25V Ceramic
C8084	VCKYCZ1EB103KY	AA		J	Capacitor 0.01 25V Ceramic
C8085	RC-KZA067WJZZY	AB		J	Capacitor 4.7 10V Ceramic
C8086	RC-KZA116WJZZY	AC		J	Capacitor 4.7 6.3V Ceramic
C8087	VCKYCZ1EB103KY	AA		J	Capacitor 0.01 25V Ceramic
C8088	VCKYCZ1AB104KY	AB		J	Capacitor 0.1 10V Ceramic
C8090	VCKYCZ1AB104KY	AB		J	Capacitor 0.1 10V Ceramic
C8092	VCKYCZ1AB104KY	AB		J	Capacitor 0.1 10V Ceramic
C8095	VCKYCZ1EB103KY	AA		J	Capacitor 0.01 25V Ceramic
C8096	VCKYCZ1AB104KY	AB		J	Capacitor 0.1 10V Ceramic
C8097	VCKYCZ1AB104KY	AB		J	Capacitor 0.1 10V Ceramic
C8098	VCKYCZ1EB103KY	AA		J	Capacitor 0.01 25V Ceramic
C8099	VCKYCZ1AB104KY	AB		J	Capacitor 0.1 10V Ceramic
C8100	VCKYCZ1AB104KY	AB		J	Capacitor 0.1 10V Ceramic
C8101	VCKYCZ1AB104KY	AB		J	Capacitor 0.1 10V Ceramic
C8103	VCKYCZ1EB103KY	AA		J	Capacitor 0.01 25V Ceramic
C8104	VCKYCZ1EB103KY	AA		J	Capacitor 0.01 25V Ceramic
C8105	VCKYCZ1AB104KY	AB		J	Capacitor 0.1 10V Ceramic
C8106	VCKYCZ1AB104KY	AB		J	Capacitor 0.1 10V Ceramic
C8108	VCKYCZ1AB104KY	AB		J	Capacitor 0.1 10V Ceramic
C8109	VCKYCZ1EB103KY	AA		J	Capacitor 0.01 25V Ceramic
C8110	RC-KZA510WJPZY	AB		J	Capacitor 10 16V Ceramic
C8111	RC-KZA069WJZZY	AB		J	Capacitor
C8112	VCKYCZ1EB103KY	AA		J	Capacitor 0.01 25V Ceramic
C8113	RC-KZA069WJZZY	AB		J	Capacitor
C8114	VCKYCZ1EB103KY	AA		J	Capacitor 0.01 25V Ceramic
C8115	VCKYCZ1AB104KY	AB		J	Capacitor 0.1 10V Ceramic
C8116	VCKYCZ1EB103KY	AA		J	Capacitor 0.01 25V Ceramic
C8125	VCKYCZ1AB104KY	AB		J	Capacitor 0.1 10V Ceramic
C8126	VCKYCZ1AB104KY	AB		J	Capacitor 0.1 10V Ceramic
C8134	VCCCZ1HH330JY	AB		J	Capacitor 33p 50V Ceramic
C8135	VCCCZ1HH100DY	AB		J	Capacitor 10p 50V Ceramic
C8136	VCCCZ1HH100DY	AB		J	Capacitor 10p 50V Ceramic
C8139	VCKYCZ1HB471KY	AB		J	Capacitor 470p 50V Ceramic
C8140	VCKYTV1CB105KY	AC		J	Capacitor 1 16V Ceramic
C8141	VCKYCZ1HB471KY	AB		J	Capacitor 470p 50V Ceramic
C8142	VCKYTV1CB105KY	AC		J	Capacitor 1 16V Ceramic
C8143	VCKYCZ1HB471KY	AB		J	Capacitor 470p 50V Ceramic
C8144	VCKYTV1CB105KY	AC		J	Capacitor 1 16V Ceramic
C8145	VCKYCZ1HB471KY	AB		J	Capacitor 470p 50V Ceramic
C8146	VCKYTV1CB105KY	AC		J	Capacitor 1 16V Ceramic
C8149	VCCCZ1HH101JY	AB		J	Capacitor 100p 50V Ceramic
C8151	VCKYCZ1AB104KY	AB		J	Capacitor 0.1 10V Ceramic
C8152	VCKYCZ1AB104KY	AB		J	Capacitor 0.1 10V Ceramic
C8153	VCKYCZ1AB104KY	AB		J	Capacitor 0.1 10V Ceramic
C8154	VCKYCZ1AB104KY	AB		J	Capacitor 0.1 10V Ceramic
C8155	VCKYCZ1AB104KY	AB		J	Capacitor 0.1 10V Ceramic
C8156	VCKYCZ1AB104KY	AB		J	Capacitor 0.1 10V Ceramic
C8157	VCKYCZ1AB104KY	AB		J	Capacitor 0.1 10V Ceramic
C8158	VCKYCZ1EB103KY	AA		J	Capacitor 0.01 25V Ceramic
C8159	VCKYCZ1EB103KY	AA		J	Capacitor 0.01 25V Ceramic
C8160	VCKYCZ1AB473KY	AB		J	Capacitor 0.047 10V Ceramic
C8161	VCKYCZ1AB473KY	AB		J	Capacitor 0.047 10V Ceramic

NO.	PARTS CODE	PRICE RANK	NEW MARK	PART DELIVERY	DESCRIPTION
[4] DUNTKE760FE01(MAIN Unit)					
C8162	VCKYCZ1HB272KY	AA		J	Capacitor 2700p 50V Ceramic
C8163	VCKYCZ1HB272KY	AA		J	Capacitor 2700p 50V Ceramic
C8164	VCKYCZ1HB471KY	AB		J	Capacitor 470p 50V Ceramic
C8165	VCKYCZ1HB471KY	AB		J	Capacitor 470p 50V Ceramic
C8166	RC-KZA176WJZZY	AC		J	Capacitor 10 10V Ceramic
C8167	VCKYCZ1AB104KY	AB		J	Capacitor 0.1 10V Ceramic
C8168	VCKYCZ1HB471KY	AB		J	Capacitor 470p 50V Ceramic
C8169	VCKYCZ1AB104KY	AB		J	Capacitor 0.1 10V Ceramic
C8170	VCKYCZ1HB272KY	AB		J	Capacitor 470p 50V Ceramic
C8172	RC-KZA176WJZZY	AC		J	Capacitor 10 10V Ceramic
C8174	VCKYCZ1AB104KY	AB		J	Capacitor 0.1 10V Ceramic
C8175	VCKYCZ1AB104KY	AB		J	Capacitor 0.1 10V Ceramic
C8176	VCKYCZ1EB103KY	AA		J	Capacitor 0.01 25V Ceramic
C8177	VCKYCZ1EB103KY	AA		J	Capacitor 0.01 25V Ceramic
C8178	VCKYCZ1AB473KY	AB		J	Capacitor 0.047 10V Ceramic
C8179	VCKYCZ1AB473KY	AB		J	Capacitor 0.047 10V Ceramic
C8180	VCKYCZ1HB272KY	AA		J	Capacitor 2700p 50V Ceramic
C8181	VCKYCZ1HB272KY	AA		J	Capacitor 2700p 50V Ceramic
C8182	VCKYCZ1HB471KY	AB		J	Capacitor 470p 50V Ceramic
C8183	VCKYCZ1HB471KY	AB		J	Capacitor 470p 50V Ceramic
C8184	VCKYCZ1AB104KY	AB		J	Capacitor 0.1 10V Ceramic
C8185	VCKYCZ1HB471KY	AB		J	Capacitor 470p 50V Ceramic
C8186	RC-KZA176WJZZY	AC		J	Capacitor 10 10V Ceramic
C8187	VCKYCZ1AB104KY	AB		J	Capacitor 0.1 10V Ceramic
C8188	VCKYCZ1HB471KY	AB		J	Capacitor 470p 50V Ceramic
C8190	RC-KZA176WJZZY	AC		J	Capacitor 10 10V Ceramic
C8192	RC-KZA510WJPZY	AB		J	Capacitor 10 16V Ceramic
C8193	RC-KZA510WJPZY	AB		J	Capacitor 10 16V Ceramic
C8194	VCKYCZ1AB104KY	AB		J	Capacitor 0.1 10V Ceramic
C8195	VCKYCZ1AB104KY	AB		J	Capacitor 0.1 10V Ceramic
C8196	VCKYCZ1AB104KY	AB		J	Capacitor 0.1 10V Ceramic
C8197	VCKYCZ1AB104KY	AB		J	Capacitor 0.1 10V Ceramic
C8198	VCKYCZ1EB103KY	AA		J	Capacitor 0.01 25V Ceramic
C8199	VCKYCZ1EB103KY	AA		J	Capacitor 0.01 25V Ceramic
C8200	VCKYCZ1EB103KY	AA		J	Capacitor 0.01 25V Ceramic
C8201	VCKYCZ1EB103KY	AA		J	Capacitor 0.01 25V Ceramic
C8202	VCKYCZ1EB103KY	AA		J	Capacitor 0.01 25V Ceramic
C8203	VCKYCZ1EB103KY	AA		J	Capacitor 0.01 25V Ceramic
C8204	VCKYCZ1EB103KY	AA		J	Capacitor 0.01 25V Ceramic
C8205	VCKYCZ1EB103KY	AA		J	Capacitor 0.01 25V Ceramic
C8206	VCKYCZ1EB103KY	AA		J	Capacitor 0.01 25V Ceramic
C8207	VCKYCZ1EB103KY	AA		J	Capacitor 0.01 25V Ceramic
C8208	VCKYCZ1EB103KY	AA		J	Capacitor 0.01 25V Ceramic
C8209	VCKYCZ1EB103KY	AA		J	Capacitor 0.01 25V Ceramic
C8210	VCKYCZ1EB103KY	AA		J	Capacitor 0.01 25V Ceramic
C8211	VCKYCZ1EB103KY	AA		J	Capacitor 0.01 25V Ceramic
C8212	VCKYCZ1EB103KY	AA		J	Capacitor 0.01 25V Ceramic
C8213	VCKYCZ1EB103KY	AA		J	Capacitor 0.01 25V Ceramic
C8214	VCKYCZ1EB103KY	AA		J	Capacitor 0.01 25V Ceramic
C8215	VCKYCZ1EB103KY	AA		J	Capacitor 0.01 25V Ceramic
C8216	VCKYCZ1HB272KY	AA		J	Capacitor 2700p 50V Ceramic
C8217	VCKYCZ1HB272KY	AA		J	Capacitor 2700p 50V Ceramic
C8218	VCKYCZ1HB272KY	AA		J	Capacitor 2700p 50V Ceramic
C8219	VCKYCZ1HB272KY	AA		J	Capacitor 2700p 50V Ceramic
C8220	VCKYCZ1HB272KY	AA		J	Capacitor 2700p 50V Ceramic
C8221	VCKYCZ1HB272KY	AA		J	Capacitor 2700p 50V Ceramic
C8222	VCKYCZ1HB272KY	AA		J	Capacitor 2700p 50V Ceramic
C8223	VCKYCZ1HB471KY	AB		J	Capacitor 470p 50V Ceramic
C8224	VCKYCZ1HB471KY	AB		J	Capacitor 470p 50V Ceramic
C8225	VCKYCZ1HB471KY	AB		J	Capacitor 470p 50V Ceramic
C8226	VCKYCZ1HB471KY	AB		J	Capacitor 470p 50V Ceramic
C8227	VCKYCZ1HB471KY	AB		J	Capacitor 470p 50V Ceramic
C8228	VCKYCZ1HB471KY	AB		J	Capacitor 470p 50V Ceramic
C8229	VCKYCZ1HB471KY	AB		J	Capacitor 470p 50V Ceramic
C8456	VCKYCZ1AB104KY	AB		J	Capacitor 0.1 10V Ceramic
C8458	VCKYCZ1AB104KY	AB		J	Capacitor 0.1 10V Ceramic
C8460	VCKYCZ1AB104KY	AB		J	Capacitor 0.1 10V Ceramic
C8901	VCKYCZ1AB104KY	AB		J	Capacitor 0.1 10V Ceramic
C8902	RC-KZA116WJZZY	AC		J	Capacitor 4.7 6.3V Ceramic
C8903	VCKYCZ1AB104KY	AB		J	Capacitor 0.1 10V Ceramic
C8904	RC-KZA116WJZZY	AC		J	Capacitor 4.7 6.3V Ceramic
C8905	VCKYCZ1AB104KY	AB		J	Capacitor 0.1 10V Ceramic
C8906	RC-KZA116WJZZY	AC		J	Capacitor 4.7 6.3V Ceramic
C8907	VCKYCZ1AB104KY	AB		J	Capacitor 0.1 10V Ceramic
C8908	RC-KZA116WJZZY	AC		J	Capacitor 4.7 6.3V Ceramic
C8909	VCKYCZ1AB104KY	AB		J	Capacitor 0.1 10V Ceramic
C8910	RC-KZA116WJZZY	AC		J	Capacitor 4.7 6.3V Ceramic
C8917	VCKYCZ1AB104KY	AB		J	Capacitor 0.1 10V Ceramic
C8918	VCKYCZ1AB104KY	AB		J	Capacitor 0.1 10V Ceramic
C8919	VCKYCZ1AB104KY	AB		J	Capacitor 0.1 10V Ceramic
C8920	VCKYCZ1AB104KY	AB		J	Capacitor 0.1 10V Ceramic
C8921	VCKYCZ1AB104KY	AB		J	Capacitor 0.1 10V Ceramic
C8922	VCKYCZ1AB104KY	AB		J	Capacitor 0.1 10V Ceramic
C8923	VCKYCZ1AB104KY	AB		J	Capacitor 0.1 10V Ceramic
C8924	VCKYCZ1AB104KY	AB		J	Capacitor 0.1 10V Ceramic

NO.	PARTS CODE	PRICE RANK	NEW MARK	PART DELIVERY	DESCRIPTION
[4] DUNTKE760FE01(MAIN Unit)					
C8925	VCKYCZ1AB104KY	AB		J	Capacitor 0.1 10V Ceramic
C8926	VCKYCZ1AB104KY	AB		J	Capacitor 0.1 10V Ceramic
C8927	VCKYCZ1AB104KY	AB		J	Capacitor 0.1 10V Ceramic
C8928	VCKYCZ1AB104KY	AB		J	Capacitor 0.1 10V Ceramic
C8929	VCKYCZ1AB104KY	AB		J	Capacitor 0.1 10V Ceramic
C8930	VCKYCZ1AB104KY	AB		J	Capacitor 0.1 10V Ceramic
C8932	VCKYCZ1AB104KY	AB		J	Capacitor 0.1 10V Ceramic
C8933	VCKYCZ1AB104KY	AB		J	Capacitor 0.1 10V Ceramic
C8934	VCKYCZ1AB104KY	AB		J	Capacitor 0.1 10V Ceramic
C8935	VCKYCZ1AB104KY	AB		J	Capacitor 0.1 10V Ceramic
C8936	VCKYCZ1AB104KY	AB		J	Capacitor 0.1 10V Ceramic
C8937	VCKYCZ1AB104KY	AB		J	Capacitor 0.1 10V Ceramic
C8938	VCKYCZ1AB104KY	AB		J	Capacitor 0.1 10V Ceramic
C9001	RC-KZA510WJPZY	AB		J	Capacitor 10 16V Ceramic
C9002	VCKYCY1EF104ZY	AA		J	Capacitor 0.1 25V Ceramic
C9004	VCKYCZ1AB104KY	AB		J	Capacitor 0.1 10V Ceramic
C9006	VCKYCY1EB104KY	AB		J	Capacitor 0.1 25V Ceramic
C9007	VCKYCY1EB104KY	AB		J	Capacitor 0.1 25V Ceramic
C9008	VCKYCY1EB104KY	AB		J	Capacitor 0.1 25V Ceramic
C9009	VCKYCY1EB104KY	AB		J	Capacitor 0.1 25V Ceramic
C9010	VCKYCZ1AB104KY	AB		J	Capacitor 0.1 10V Ceramic
C9301	VCKYCZ1AB104KY	AB		J	Capacitor 0.1 10V Ceramic
C9501	VCKYCZ1AB104KY	AB		J	Capacitor 0.1 10V Ceramic
C9502	VCKYCZ1AB104KY	AB		J	Capacitor 0.1 10V Ceramic
C9503	VCCCZ1HH9R0DY	AA		J	Capacitor 90p 50V Ceramic
C9504	VCKYCZ1AB104KY	AB		J	Capacitor 0.1 10V Ceramic
C9505	VCCCZ1HH100DY	AB		J	Capacitor 10p 50V Ceramic
C9506	VCKYCZ1AB104KY	AB		J	Capacitor 0.1 10V Ceramic
C9507	VCKYCZ1AB104KY	AB		J	Capacitor 0.1 10V Ceramic
C9508	VCKYCZ1AB104KY	AB		J	Capacitor 0.1 10V Ceramic
C9509	VCKYCZ1AB104KY	AB		J	Capacitor 0.1 10V Ceramic
C9510	VCKYCZ1AB104KY	AB		J	Capacitor 0.1 10V Ceramic
C9511	VCKYCZ1AB104KY	AB		J	Capacitor 0.1 10V Ceramic
C9512	VCKYCZ1AB104KY	AB		J	Capacitor 0.1 10V Ceramic
C9513	RC-KZA510WJPZY	AB		J	Capacitor 10 16V Ceramic
C9514	VCKYCZ1AB104KY	AB		J	Capacitor 0.1 10V Ceramic
C9515	VCKYCZ1AB104KY	AB		J	Capacitor 0.1 10V Ceramic
C9516	VCKYCZ1AB104KY	AB		J	Capacitor 0.1 10V Ceramic
C9517	VCKYCZ1AB104KY	AB		J	Capacitor 0.1 10V Ceramic
C9518	VCKYCZ1AB104KY	AB		J	Capacitor 0.1 10V Ceramic
C9519	VCKYCZ1AB104KY	AB		J	Capacitor 0.1 10V Ceramic
C9520	VCKYCZ1AB104KY	AB		J	Capacitor 0.1 10V Ceramic
C9521	VCKYCZ1AB104KY	AB		J	Capacitor 0.1 10V Ceramic
C9522	VCKYCZ1AB104KY	AB		J	Capacitor 0.1 10V Ceramic
C9523	VCKYCZ1AB104KY	AB		J	Capacitor 0.1 10V Ceramic
C9524	VCKYCZ1AB104KY	AB		J	Capacitor 0.1 10V Ceramic
C9601	VCKYCZ1EB472KY	AB		J	Capacitor 4700p 25V Ceramic
C9602	VCKYCZ1EB103KY	AA		J	Capacitor 0.01 25V Ceramic
C9603	VCKYCZ1EB103KY	AA		J	Capacitor 0.01 25V Ceramic
C9604	VCKYCZ1EB472KY	AB		J	Capacitor 4700p 25V Ceramic
C9605	VCCCZ1HH101JY	AB		J	Capacitor 100p 50V Ceramic
C9606	VCKYCZ1HB681KY	AB		J	Capacitor 680p 50V Ceramic
C9607	VCKYCZ1EB103KY	AA		J	Capacitor 0.01 25V Ceramic
C9608	VCKYCZ1EB103KY	AA		J	Capacitor 0.01 25V Ceramic
C9609	VCKYCY1EB104KY	AB		J	Capacitor 0.1 25V Ceramic
C9610	VCCCZ1HH101JY	AB		J	Capacitor 100p 50V Ceramic
C9611	RC-KZA154WJZZY	AB		J	Capacitor 4.7 16V Ceramic
C9612	VCKYCY1EB104KY	AB		J	Capacitor 0.1 25V Ceramic
C9613	RC-KZA178WJZZY	AC		J	Capacitor 4.7 25V Ceramic
C9614	RC-KZA178WJZZY	AC		J	Capacitor 4.7 25V Ceramic
C9615	VCKYCZ1EB472KY	AB		J	Capacitor 4700p 25V Ceramic
C9616	RC-KZA510WJPZY	AB		J	Capacitor 10 16V Ceramic
C9617	RC-KZA178WJZZY	AC		J	Capacitor 4.7 25V Ceramic
C9618	RC-KZA510WJPZY	AB		J	Capacitor 10 16V Ceramic
C9619	RC-KZA510WJPZY	AB		J	Capacitor 10 16V Ceramic
C9620	RC-KZA510WJPZY	AB		J	Capacitor 10 16V Ceramic
C9621	RC-KZA510WJPZY	AB		J	Capacitor 10 16V Ceramic
C9622	RC-KZA510WJPZY	AB		J	Capacitor 10 16V Ceramic
C9623	RC-KZA510WJPZY	AB		J	Capacitor 10 16V Ceramic
C9624	VCKYCY1EB104KY	AB		J	Capacitor 0.1 25V Ceramic
C9625	RC-KZA510WJPZY	AB		J	Capacitor 10 16V Ceramic
C9626	VCKYCY1EB104KY	AB		J	Capacitor 0.1 25V Ceramic
C9627	RC-KZA178WJZZY	AC		J	Capacitor 4.7 25V Ceramic
C9628	VCKYCZ1EB472KY	AB		J	Capacitor 4700p 25V Ceramic
C9629	RC-KZA178WJZZY	AC		J	Capacitor 4.7 25V Ceramic
C9630	RC-KZA510WJPZY	AB		J	Capacitor 10 16V Ceramic
C9631	RC-KZA510WJPZY	AB		J	Capacitor 10 16V Ceramic
C9641	VCKYCZ1EB103KY	AA		J	Capacitor 0.01 25V Ceramic
C9642	VCKYCY1EB104KY	AB		J	Capacitor 0.1 25V Ceramic
C9643	RC-KZA178WJZZY	AC		J	Capacitor 4.7 25V Ceramic
C9644	VCKYCZ1EB472KY	AB		J	Capacitor 4700p 25V Ceramic
C9645	RC-KZA510WJPZY	AB		J	Capacitor 10 16V Ceramic
C9646	RC-KZA510WJPZY	AB		J	Capacitor 10 16V Ceramic
C9647	VCKYCZ1HB102KY	AB		J	Capacitor 1000p 50V Ceramic
C9648	VCKYCZ1HB102KY	AB		J	Capacitor 1000p 50V Ceramic

NO.	PARTS CODE	PRICE RANK	NEW MARK	PART DELIVERY	DESCRIPTION
[4] DUNTKE760FE01(MAIN Unit)					
C9649	VCKY CZ1HB102KY	AB		J	Capacitor 1000p 50V Ceramic
C9701	VCKY CZ1AB104KY	AB		J	Capacitor 0.1 10V Ceramic
C9702	VCKY CY1EB104KY	AB		J	Capacitor 0.1 25V Ceramic
C9703	RC-KZA178WJZZY	AC		J	Capacitor 4.7 25V Ceramic
C9704	VCKY CZ1EB472KY	AB		J	Capacitor 4700p 25V Ceramic
C9705	RC-KZA510WJPZY	AB		J	Capacitor 10 16V Ceramic
C9706	RC-KZA510WJPZY	AB		J	Capacitor 10 16V Ceramic
C9707	VCERMZ1CN477MY	AE		J	Capacitor 470 16V Electrolytic
C9708	RC-KZA510WJPZY	AB		J	Capacitor 10 16V Ceramic
C9709	VCKY CZ1EB103KY	AA		J	Capacitor 0.01 25V Ceramic
C9710	RC-KZA520WJQZY	AA		J	Capacitor 1 10V Ceramic
C9711	RC-KZA520WJQZY	AA		J	Capacitor 1 10V Ceramic
C9712	RC-KZA620WJZZY	AA		J	Capacitor 0.1 25V Ceramic
C9713	RC-KZA520WJQZY	AA		J	Capacitor 1 10V Ceramic
C9714	VCKY TV1EB224KY	AA		J	Capacitor 0.22 25V Ceramic
C9715	VCERMZ1CN107MY	AD		J	Capacitor 100 16V Electrolytic
C9719	RC-KZA104WJZZY	AA		J	Capacitor 1 25V Ceramic
C9720	VCKY CZ1AB104KY	AB		J	Capacitor 0.1 10V Ceramic
D1302	VHD1SS361//--1Y	AB		J	Diode 1SS361(T5L,F,T)
D1307	VHD1SS361//--1Y	AB		J	Diode 1SS361(T5L,F,T)
D1310	VHD1SS361//--1Y	AB		J	Diode 1SS361(T5L,F,T)
D1311	RH-EX0264TAZZY	AB		J	Zener Diode PDZ9.1B,115
D1501	VHD1SS355//--1Y	AB		J	Diode 1SS355TE-17
D1504	VHD1SS226//--1Y	AC		J	Diode 1SS226(T5L,F,T)
D1505	VHD1SS226//--1Y	AC		J	Diode 1SS226(T5L,F,T)
D1506	VHDB521S30-1Y	AC		J	Diode RB521S-30TE61
D1507	VHD1SS355//--1Y	AB		J	Diode 1SS355TE-17
D1601	VHDB520S30-1Y	AC		J	Diode RB520S-30TE61
D1602	VHD1SS355//--1Y	AB		J	Diode 1SS355TE-17
D1603	VHD1SS355//--1Y	AB		J	Diode 1SS355TE-17
D1611	VHD1SS226//--1Y	AC		J	Diode 1SS226(T5L,F,T)
D1613	VHD1SS226//--1Y	AC		J	Diode 1SS226(T5L,F,T)
D1614	VHD1SS226//--1Y	AC		J	Diode 1SS226(T5L,F,T)
D1615	VHDB521S30-1Y	AC		J	Diode RB521S-30TE61
D1616	VHD1SS355//--1Y	AB		J	Diode 1SS355TE-17
D1617	VHDB521S30-1Y	AC		J	Diode RB521S-30TE61
D1618	VHD1SS355//--1Y	AB		J	Diode 1SS355TE-17
D1619	VHD1SS226//--1Y	AC		J	Diode 1SS226(T5L,F,T)
D1701	VHD1SS355//--1Y	AB		J	Diode 1SS355TE-17
D1702	VHD1SS355//--1Y	AB		J	Diode 1SS355TE-17
D1705	VHD1SS226//--1Y	AC		J	Diode 1SS226(T5L,F,T)
D1706	VHD1SS226//--1Y	AC		J	Diode 1SS226(T5L,F,T)
D1707	VHD1SS226//--1Y	AC		J	Diode 1SS226(T5L,F,T)
D1708	VHD1SS226//--1Y	AC		J	Diode 1SS226(T5L,F,T)
D1709	VHDB521S30-1Y	AC		J	Diode RB521S-30TE61
D1710	VHD1SS355//--1Y	AB		J	Diode 1SS355TE-17
D1711	VHDB521S30-1Y	AC		J	Diode RB521S-30TE61
D1712	VHD1SS355//--1Y	AB		J	Diode 1SS355TE-17
D2001	RH-EX1394CEZZY	AB		J	Zener Diode UDZSTE-175.6B
D2002	RH-EX1394CEZZY	AB		J	Zener Diode UDZSTE-175.6B
D2003	RH-PXA018WJZZY	AC		J	LED GM1HD55200A
D2004	RH-EX1394CEZZY	AB		J	Zener Diode UDZSTE-175.6B
D2005	RH-EX0259TAZZY	AB		J	Zener Diode PDZ5.6B,115
D2201	VHDM152WK/-1Y	AB		J	Diode MA152WK-(TX)
D2202	RH-EX0259TAZZY	AB		J	Zener Diode PDZ5.6B,115
D2203	RH-EX0259TAZZY	AB		J	Zener Diode PDZ5.6B,115
D2204	VHEPZM12NB2-1Y	AC		J	Zener Diode PZM12NB2
D2205	VHEPZM12NB2-1Y	AC		J	Zener Diode PZM12NB2
D2206	VHEPZM12NB2-1Y	AC		J	Zener Diode PZM12NB2
D2207	VHEPZM12NB2-1Y	AC		J	Zener Diode PZM12NB2
D2208	VHEPZM12NB2-1Y	AC		J	Zener Diode PZM12NB2
D2209	VHEPZM12NB2-1Y	AC		J	Zener Diode PZM12NB2
D2210	VHD1SS226//--1Y	AC		J	Diode 1SS226(T5L,F,T)
D2211	VHD1SS226//--1Y	AC		J	Diode 1SS226(T5L,F,T)
D2212	VHEPZM12NB2-1Y	AC		J	Zener Diode PZM12NB2
D4501	VHD1SS355//--1Y	AB		J	Diode 1SS355TE-17
D4502	VHDB520S30-1Y	AC		J	Diode RB520S-30TE61
D4601	VHD1SS355//--1Y	AB		J	Diode 1SS355TE-17
D8002	RH-PXA018WJZZY	AC		J	LED GM1HD55200A
D9003	VHDM152WK/-1Y	AB		J	Diode MA152WK-(TX)
D9304	VHD1PS184+-1Y	AB		J	Diode 1PS184,115
D9601	VHDD1FS4A+-1Y	AC		J	Diode D1FS4A-5063
D9602	RH-EX0259TAZZY	AB		J	Zener Diode PDZ5.6B,115
D9604	VHDD1FS4A+-1Y	AC		J	Diode D1FS4A-5063
D9605	VHD1SS226//--1Y	AC		J	Diode 1SS226(T5L,F,T)
D9606	VHDD1FS4A+-1Y	AC		J	Diode D1FS4A-5063
D9607	RH-EX0255TAZZY	AA		J	Zener Diode PDZ3.9B,115
D9608	VHD1SS355//--1Y	AB		J	Diode 1SS355TE-17
D9609	VHD1SS355//--1Y	AB		J	Diode 1SS355TE-17
D9610	VHD1SS355//--1Y	AB		J	Diode 1SS355TE-17
D9611	RH-EX0255TAZZY	AA		J	Zener Diode PDZ3.9B,115
D9641	VHDD1FS4A+-1Y	AC		J	Diode D1FS4A-5063
D9642	RH-EX0255TAZZY	AA		J	Zener Diode PDZ3.9B,115
D9643	VHD1SS355//--1Y	AB		J	Diode 1SS355TE-17
D9701	VHD1SS355//--1Y	AB		J	Diode 1SS355TE-17

NO.	PARTS CODE	PRICE RANK	NEW MARK	PART DELIVERY	DESCRIPTION
[4] DUNTKE760FE01(MAIN Unit)					
D9702	VHD1SS355//--1Y	AB		J	Diode 1SS355TE-17
D9703	VHD1SS355//--1Y	AB		J	Diode 1SS355TE-17
D9704	VHD1SS355//--1Y	AB		J	Diode 1SS355TE-17
D9705	VHD1SS355//--1Y	AB		J	Diode 1SS355TE-17
D9706	RH-EXA552WJZZY	AA		J	Zener Diode MAZ8140GML
D9707	VHDD1FH3+++--1Y	AD		J	Diode D1FH3
D9708	RH-EXA507WJZZY	AA		J	Zener Diode MAZ8033GLL
D9713	VHD1PS184+++--1Y	AB		J	Diode 1PS184,115
D9714	VHDDG1M3+++--1Y	AC		J	Diode DG1M3-5063R
FB1501	RBLN-0210TAZZY	AB		J	Balun BLN-0210TA
FB1502	RBLN-0210TAZZY	AB		J	Balun BLN-0210TA
FB1503	RBLN-0254TAZZY	AB		J	Balun BLN-0254TA
FB1505	RBLN-0210TAZZY	AB		J	Balun BLN-0210TA
FB1506	RBLN-A324WJZZY	AA		J	Balun BLN-A324WJ
FB1507	RBLN-0210TAZZY	AB		J	Balun BLN-0210TA
FB1508	RBLN-0210TAZZY	AB		J	Balun BLN-0210TA
FB1509	RBLN-0210TAZZY	AB		J	Balun BLN-0210TA
FB1603	RBLN-0254TAZZY	AB		J	Balun BLN-0254TA
FB1605	RBLN-0254TAZZY	AB		J	Balun BLN-0254TA
FB1606	RBLN-0254TAZZY	AB		J	Balun BLN-0254TA
FB1607	RBLN-0254TAZZY	AB		J	Balun BLN-0254TA
FB1701	RBLN-0254TAZZY	AB		J	Balun BLN-0254TA
FB1702	RBLN-0254TAZZY	AB		J	Balun BLN-0254TA
FB1704	RBLN-0254TAZZY	AB		J	Balun BLN-0254TA
FB2001	RBLN-0252TAZZY	AA		J	Balun BLN-0252TA
FB2002	RBLN-0252TAZZY	AA		J	Balun BLN-0252TA
FB2003	RBLN-A005WJZZY	AA		J	Balun BLN-A005WJ
FB2004	RBLN-A005WJZZY	AA		J	Balun BLN-A005WJ
FB2005	RBLN-A005WJZZY	AA		J	Balun BLN-A005WJ
FB2201	RBLN-0067TAZZY	AC		J	Balun BLN-0067TA
FB2202	RBLN-0065TAZZY	AA		J	Balun BLN-0065TA
FB2203	RBLN-0093GEZZY	AB		J	Balun BLN-0093GE
FB2204	RBLN-0093GEZZY	AB		J	Balun BLN-0093GE
FB2205	RBLN-0093GEZZY	AB		J	Balun BLN-0093GE
FB2206	RBLN-0067TAZZY	AC		J	Balun BLN-0067TA
FB2207	RBLN-0067TAZZY	AC		J	Balun BLN-0067TA
FB2208	RBLN-0062TAZZY	AB		J	Balun BLN-0062TA
FB2209	RBLN-0065TAZZY	AA		J	Balun BLN-0065TA
FB2210	RBLN-0067TAZZY	AC		J	Balun BLN-0067TA
FB2211	RBLN-0067TAZZY	AC		J	Balun BLN-0067TA
FB2212	RBLN-0067TAZZY	AC		J	Balun BLN-0067TA
FB4502	RBLN-A018WJZZY	AA		J	Balun BLN-A018WJ
FB4503	RBLN-A018WJZZY	AA		J	Balun BLN-A018WJ
FB4504	RBLN-A018WJZZY	AA		J	Balun BLN-A018WJ
FB4505	RBLN-A018WJZZY	AA		J	Balun BLN-A018WJ
FB4506	RBLN-A018WJZZY	AA		J	Balun BLN-A018WJ
FB4600	RBLN-0210TAZZY	AB		J	Balun BLN-0210TA
FB4601	RBLN-0210TAZZY	AB		J	Balun BLN-0210TA
FB4602	RBLN-0210TAZZY	AB		J	Balun BLN-0210TA
FB4603	RBLN-0210TAZZY	AB		J	Balun BLN-0210TA
FB4604	RBLN-0210TAZZY	AB		J	Balun BLN-0210TA
FB8002	RBLN-0252TAZZY	AA		J	Balun BLN-0252TA
FB8003	RBLN-0252TAZZY	AA		J	Balun BLN-0252TA
FB8007	RBLN-0062TAZZY	AB		J	Balun BLN-0062TA
FB8008	RBLN-0062TAZZY	AB		J	Balun BLN-0062TA
FB8009	RBLN-0062TAZZY	AB		J	Balun BLN-0062TA
FB8010	RBLN-0062TAZZY	AB		J	Balun BLN-0062TA
FB8011	RBLN-0062TAZZY	AB		J	Balun BLN-0062TA
FB8012	RBLN-0252TAZZY	AA		J	Balun BLN-0252TA
FB8013	RBLN-0252TAZZY	AA		J	Balun BLN-0252TA
FB9501	RBLN-A329WJQZY	AA		J	Balun BLN-A329WJ
FB9502	RBLN-A329WJQZY	AA		J	Balun BLN-A329WJ
FB9701	RBLN-0252TAZZY	AA		J	Balun BLN-0252TA
FB9702	RBLN-0252TAZZY	AA		J	Balun BLN-0252TA
FB9703	RBLN-0252TAZZY	AA		J	Balun BLN-0252TA
FB9704	RBLN-A005WJZZY	AA		J	Balun BLN-A005WJ
FB9705	RBLN-0252TAZZY	AA		J	Balun BLN-0252TA
FB9706	RBLN-0252TAZZY	AA		J	Balun BLN-0252TA
IC1301	VHiM62320FP-1Y	AH		J	IC M62320FP#DF5J
IC1303	VHiTC7WU04K-1Y	AC		J	IC TC7WU04FK(TE85L,F)
IC1304	VHiT7SET08U1EY	AC		J	IC TC7SET08FU (5L,JF,T)
IC1305	VHiTPA5050R-1Y	AS	N	J	IC TPA5050RSAR
IC1306	VHiTPA5050R-1Y	AS	N	J	IC TPA5050RSAR
IC1307	VHiAK4683EQ-1Q	AR		J	IC AK4683EQ
IC1401	VHiTC7WU04K-1Y	AC		J	IC TC7WU04FK(TE85L,F)
IC1403	VHiAK4682AE-1Y	AP		J	IC AK4682AEQ
IC1501	VHiPCA9517+-1Y	AK		J	IC PCA9517DP,118
IC1502	VHiSi19135A-1Q	BB	N	J	IC Si19135ACTU
IC1504	VHiS24CS02J-1Y	AD		J	IC S-24CS02AFJ-TB-G
IC1505	VHiT7WB125A-1Y	AE		J	IC TC7WBD125AFK(T5L,F)
IC1601	VHiS24CS02J-1Y	AD		J	IC S-24CS02AFJ-TB-G
IC1602	VHiT7WB125A-1Y	AE		J	IC TC7WBD125AFK(T5L,F)
IC1603	VHiS24CS02J-1Y	AD		J	IC S-24CS02AFJ-TB-G
IC1604	VHiSi19185A-1Q	AN		J	IC Si19185ACTU
IC1605	VHiT7WB125A-1Y	AE		J	IC TC7WBD125AFK(T5L,F)

NO.	PARTS CODE	PRICE RANK	NEW MARK	PART DELIVERY	DESCRIPTION
[4] DUNTKE760FE01(MAIN Unit)					
IC1606	VHiPCA9517+-1Y	AK		J	IC PCA9517DP,118
IC1607	VHiPCA9517+-1Y	AK		J	IC PCA9517DP,118
IC1701	VHiSi9185A-1Q	AN		J	IC SII9185ACTU
IC1702	VHiT7WB125A-1Y	AE		J	IC TC7WBD125AFK(T5L,F)
IC1703	VHiS24CS02J-1Y	AD		J	IC S-24CS02AFJ-TB-G
IC1704	VHiS24CS02J-1Y	AD		J	IC S-24CS02AFJ-TB-G
IC1705	VHiT7WB125A-1Y	AE		J	IC TC7WBD125AFK(T5L,F)
IC1706	VHiPCA9517+-1Y	AK		J	IC PCA9517DP,118
IC1707	VHiPCA9517+-1Y	AK		J	IC PCA9517DP,118
IC2001	VHiS80927NM-1Y	AC		J	IC S-80927CNMC-G8XT2G
IC2002	RH-iXC331WJNBQ	AS	N	J	IC MONITOR MICON
IC2003	VHiTC7SH17U-1Y	AC		J	IC TC7SH17FU(TE85L,F)
IC2004	VHiS24CS08J-1Y	AE		J	IC S-24CS08AFJ-TB-1G
IC2005	VHiTC7SH17U-1Y	AC		J	IC TC7SH17FU(TE85L,F)
IC2006	VHiLCX125FT-1Y	AD		J	IC TC74LCX125FT (EL,K)
IC2008	VHi7WH126FU-1Y	AE		J	IC TC7WH126FU(TE12L,F)
IC2201	VHiLVC2G14G-1Y	AD		J	IC 74LVC2G14GW,125
IC2202	VHiS24CS02JAES	AL		J	IC RGB EDID
IC4501	VHiR1173S33-1Y	AE		J	IC R1173S331B-E2-F
IC4502	VHiPQ018ENA-1Y	AF		J	IC PQ018ENA1ZPH
IC4503	RH-iXB273WJPZY	AF		J	IC LP2981AIM5X-5.0/NOPB
IC4504	VHiSi9134+-1Q	BG		J	IC SII9134CTU
IC4506	VHiPQ1LA335-1Y	AD		J	IC PQ1LA335MSPQ
IC4507	VHiCS570B+-1Y	AQ		J	IC ICS570BLFT
IC4601	RH-iXC423WJQZQ	AW		J	IC XC3S250E-4FTG256CS1
IC4602	RH-iXC635WJQZY	AP	N	J	IC XCF02SVOG20C
IC4603	VHiPQ1LA255-1Y	AD		J	IC PQ1LA255MSPQ
IC8001	RH-iXC552WJQZQ	BK	N	J	IC BCM3553NKFEBSG-D0
IC8002	VHiR1173S25-1Y	AE		J	IC R1173S251B-E2-F
IC8003	VHiBD6538G+-1Y	AD		J	IC BD6538G-TR
IC8151	RH-iXC187WJQZQ	AZ		J	IC K4H511638D-UCCC
IC8152	RH-iXC187WJQZQ	AZ		J	IC K4H511638D-UCCC
IC8153	RH-iXC187WJQZQ	AZ		J	IC K4H511638D-UCCC
IC8154	RH-iXC187WJQZQ	AZ		J	IC K4H511638D-UCCC
IC8155	RH-iXA361WJZZY	AM		J	IC LP2995MX/NOPB
IC8452	RH-iXC691WJQZQ	AZ	N	J	IC Program IC
IC8454	VHiBR24L64F-1Y	AK		J	IC BR24L64F-WE2
IC9002	VHi7WH126FU-1Y	AE		J	IC TC7WH126FU(TE12L,F)
IC9003	VHiM3221EiP-1Y	AK		J	IC MAX3221EIPWR
IC9004	VHiLCX157FT-1Y	AD		J	IC TC74LCX157FT (EKJ)
IC9301	VHiTC7SH08U-1Y	AF		J	IC TC7SH08FU(TE85L,JF)
IC9501	VHiRTL8100C-1Q	AQ		J	IC RTL8100CL-LF
IC9502	Not Available	-		-	IC BR93L46RFV-WE2 (Please replace the MAIN PWB when it is necessary to replace IC9502.)
IC9601	RH-iXC169WJQZY	AK		J	IC SN0702077PWR
IC9602	VHiLV5893M+-1Y	AE		J	IC LV5893M-TE-L-E
IC9603	VHiLV5893M+-1Y	AE		J	IC LV5893M-TE-L-E
IC9605	VHiLV5893M+-1Y	AE		J	IC LV5893M-TE-L-E
IC9641	VHiLV5893M+-1Y	AE		J	IC LV5893M-TE-L-E
IC9701	VHiMP1415C+-1Y	AK		J	IC MP1415DSE-C100-LF-Z
IC9702	VHiLTC1154+-1Y	AP	N	J	IC LTC1154CS8#TRBF
IC9703	VHiTAR5SB33-1Y	AD		J	IC TAR5SB33 (TE85L,F)
IC9704	VHiPQ090DNA-1Y	AE		J	IC PQ090DNA1ZPH
J2201	QJAKGA141WJQZ	AE		J	Jack
J2202	QJAKGA115WJQZ	AE		J	Jack
J8001	QSOCZA172WJQZ	AD		J	Socket USB Terminal
J9501	QJAKZA051WJQZ	AM		J	Jack
L1501	VPCBM4R7MR25NY	AC		J	Coil Peaking 4.7μH
L1601	RcILFA116WJZZY	AE		J	Coil CILFA116WJ
L1602	RcILFA116WJZZY	AE		J	Coil CILFA116WJ
L1603	RcILFA116WJZZY	AE		J	Coil CILFA116WJ
L1604	RcILFA116WJZZY	AE		J	Coil CILFA116WJ
L1701	RcILFA116WJZZY	AE		J	Coil CILFA116WJ
L1702	RcILFA116WJZZY	AE		J	Coil CILFA116WJ
L1703	RcILFA116WJZZY	AE		J	Coil CILFA116WJ
L1704	RcILFA116WJZZY	AE		J	Coil CILFA116WJ
L2201	VPMTNR15JR25NY	AB	N	J	Coil Peaking 0.15μH
L2202	VPD9M100KR86NY	AC		J	Coil Peaking 10μH
L2203	VPMTNR15JR25NY	AB	N	J	Coil Peaking 0.15μH
L2204	RcILQA006WJQZY	AA		J	Coil CILQA006WJ
L2205	VPMKMR22JR37VY	AB		J	Coil Peaking 0.22μH
L2206	VPMKMR22JR37VY	AB		J	Coil Peaking 0.22μH
L2207	VPMKMR47JR64VY	AB		J	Coil Peaking 0.47μH
L2208	VPMTNR15JR25NY	AB	N	J	Coil Peaking 0.15μH
L2209	VPMTNR15JR25NY	AB	N	J	Coil Peaking 0.15μH
L2210	VPMTNR15JR25NY	AB	N	J	Coil Peaking 0.15μH
L2211	VPMTNR15JR25NY	AB	N	J	Coil Peaking 0.15μH
L2218	RcILPA903WJZZY	AC		J	Coil CILPA903WJ
L4501	RcILFA116WJZZY	AE		J	Coil CILFA116WJ
L4502	RcILFA116WJZZY	AE		J	Coil CILFA116WJ
L4503	RcILFA116WJZZY	AE		J	Coil CILFA116WJ
L4504	RcILFA116WJZZY	AE		J	Coil CILFA116WJ
L4601	RcILFA279WJZZY	AC		J	Coil CILFA279WJ
L4602	RcILFA279WJZZY	AC		J	Coil CILFA279WJ
L4603	RcILFA279WJZZY	AC		J	Coil CILFA279WJ

NO.	PARTS CODE	PRICE RANK	NEW MARK	PART DELIVERY	DESCRIPTION
[4] DUNTKE760FE01(MAIN Unit)					
L4604	RCiLFA279WJZZY	AC		J	Coil CILFA279WJ
L4605	RCiLFA279WJZZY	AC		J	Coil CILFA279WJ
L4606	RCiLFA279WJZZY	AC		J	Coil CILFA279WJ
L4607	RCiLFA279WJZZY	AC		J	Coil CILFA279WJ
L4608	RCiLFA279WJZZY	AC		J	Coil CILFA279WJ
L4609	RCiLFA279WJZZY	AC		J	Coil CILFA279WJ
L4610	RCiLFA279WJZZY	AC		J	Coil CILFA279WJ
L4611	RCiLFA279WJZZY	AC		J	Coil CILFA279WJ
L4612	RCiLFA279WJZZY	AC		J	Coil CILFA279WJ
L8001	VPMKM2R7JR77VY	AB		J	Coil Peaking 2.7μH
L9501	RCiLFA279WJZZY	AC		J	Coil CILFA279WJ
L9502	RCiLFA279WJZZY	AC		J	Coil CILFA279WJ
L9601	RCiLPA966WJZZY	AC		J	Coil CILPA966WJ
L9602	RCiLPA083WJZZY	AD		J	Coil CILPA083WJ
L9603	RCiLPA966WJZZY	AC		J	Coil CILPA966WJ
L9604	RCiLPA966WJZZY	AC		J	Coil CILPA966WJ
L9641	RCiLPA085WJZZY	AD		J	Coil CILPA085WJ
L9701	RCiLPA900WJZZY	AC		J	Coil CILPA900WJ
LUG2201	QLUGHA009WJZZY	AC		J	Lug
LUG2202	QLUGHA009WJZZY	AC		J	Lug
LUG2203	QLUGHA009WJZZY	AC		J	Lug
LUG2204	QLUGHA009WJZZY	AC		J	Lug
LUG2205	QLUGHA009WJZZY	AC		J	Lug
LUG2206	QLUGHA009WJZZY	AC		J	Lug
P1401	QPLGNA349WJZZY	AE		J	Plug 15pin(VD)
P2002	QPLGNA741WJZZY	AC	N	J	Plug 5pin(KM)
P4600	QPLGNO056CEZZY	AD		J	Plug 6pin(PT1)
P9701	QPLGNA181WJZZY	AF		J	Plug 12pin(PM)
P9702	QPLGNA172WJZZY	AD		J	Plug 4pin(DC-OUT)
P9703	QPLGNA173WJZZY	AD		J	Plug 4pin(FAN)
Q1302	VSSM6N15FU-1Y	AB		J	Transistor SSM6N15FU(TE85L,F)
Q1304	VSRT1N441U/-1Y	AB		J	Transistor RT1N441U-T111-1
Q1309	VS2SC2712Y/-1Y	AB		J	Transistor 2SA1162-Y(TE85L,F)/(T5L,F,T)
Q1310	VS2SA1162Y/-1Y	AB		J	Transistor RN1903(TE85L,F)
Q1311	VSiMH23T110-1Y	AC		J	Transistor IMH23T110
Q1312	VSRT1N441U/-1Y	AB		J	Transistor RT1N441U-T111-1
Q1501	VSRN1904///-1Y	AC		J	Transistor RN1904(TE85L,F)
Q1502	VSRT1N441U/-1Y	AB		J	Transistor RT1N441U-T111-1
Q1504	VSRN4983///-1Y	AC		J	Transistor RN4983(TE85L,F)
Q1505	VSRT1N441U/-1Y	AB		J	Transistor RT1N441U-T111-1
Q1506	VSRT1N441U/-1Y	AB		J	Transistor RT1N441U-T111-1
Q1507	VSKTA1535T+-1Y	AC		J	Transistor KTA1535T-RTK/P
Q1601	VSRN4983///-1Y	AC		J	Transistor RN4983(TE85L,F)
Q1602	VSRN1904///-1Y	AC		J	Transistor RN1904(TE85L,F)
Q1603	VSRN1904///-1Y	AC		J	Transistor RN1904(TE85L,F)
Q1604	VSRT1N441U/-1Y	AB		J	Transistor RT1N441U-T111-1
Q1605	VSRT1N441U/-1Y	AB		J	Transistor RT1N441U-T111-1
Q1606	VSRT1N441U/-1Y	AB		J	Transistor RT1N441U-T111-1
Q1608	VSRN4983///-1Y	AC		J	Transistor RN4983(TE85L,F)
Q1610	VSRT1N441U/-1Y	AB		J	Transistor RT1N441U-T111-1
Q1619	VSRT1N441U/-1Y	AB		J	Transistor RT1N441U-T111-1
Q1620	VSKTA1535T+-1Y	AC		J	Transistor KTA1535T-RTK/P
Q1701	VSRN1904///-1Y	AC		J	Transistor RN1904(TE85L,F)
Q1702	VSRN1904///-1Y	AC		J	Transistor RN1904(TE85L,F)
Q1703	VSRN4983///-1Y	AC		J	Transistor RN4983(TE85L,F)
Q1704	VSRT1N441U/-1Y	AB		J	Transistor RT1N441U-T111-1
Q1705	VSRT1N441U/-1Y	AB		J	Transistor RT1N441U-T111-1
Q1706	VSRT1N441U/-1Y	AB		J	Transistor RT1N441U-T111-1
Q1707	VSRN4983///-1Y	AC		J	Transistor RN4983(TE85L,F)
Q1708	VSRT1N441U/-1Y	AB		J	Transistor RT1N441U-T111-1
Q2001	VSRT1N441U/-1Y	AB		J	Transistor RT1N441U-T111-1
Q2006	VSRT1N441U/-1Y	AB		J	Transistor RT1N441U-T111-1
Q2210	VS2SC2735///-1Y	AB		J	Transistor 2SC2735JC21TL
Q2211	VS2SC2735///-1Y	AB		J	Transistor 2SC2735JC21TL
Q2212	VS2SC2735///-1Y	AB		J	Transistor 2SC2735JC21TL
Q2213	VSRN4983///-1Y	AC		J	Transistor RN4983(TE85L,F)
Q9301	VS2SA1530AR-1Y	AB		J	Transistor 2SA1530A-T112-1R
Q9501	VS2SA1530AR-1Y	AB		J	Transistor 2SA1530A-T112-1R
Q9602	VSFW808ME+-1Y	AE		J	Transistor FW808-M-TL-E
Q9701	VSRN4982///-1Y	AB		J	Transistor RN4982(TE85L,F)
Q9702	VSRN4982///-1Y	AB		J	Transistor RN4982(TE85L,F)
Q9703	VSRSS090N03-1Y	AE		J	Transistor RSS090N03TB
R1301	VRS-CJ1JF470JY	AA		J	Resistor 47 1/16W Metal Oxide
R1302	VRK-SB1FF223JY	AA		J	Resistor 22k 1/32W Metal Composition
R1304	VRS-CZ1JF220JY	AA		J	Resistor 22 1/16W Metal Oxide
R1306	VRS-CZ1JF473JY	AA		J	Resistor 47k 1/16W Metal Oxide
R1308	VRS-CZ1JF220JY	AA		J	Resistor 22 1/16W Metal Oxide
R1309	VRS-CZ1JF220JY	AA		J	Resistor 22 1/16W Metal Oxide
R1310	VRS-CZ1JF102JY	AA		J	Resistor 1k 1/16W Metal Oxide
R1311	VRS-CZ1JF220JY	AA		J	Resistor 22 1/16W Metal Oxide
R1312	VRS-CZ1JF220JY	AA		J	Resistor 22 1/16W Metal Oxide
R1314	VRS-CZ1JF220JY	AA		J	Resistor 22 1/16W Metal Oxide
R1315	VRK-SB1FF220JY	AA		J	Resistor 22 1/32W Metal Composition
R1316	VRK-SB1FF223JY	AA		J	Resistor 22k 1/32W Metal Composition
R1317	VRS-CZ1JF473FY	AA		J	Resistor 47k 1/16W Metal Oxide

NO.	PARTS CODE	PRICE RANK	NEW MARK	PART DELIVERY	DESCRIPTION
[4] DUNTKE760FE01(MAIN Unit)					
R1318	VRS-CZ1JF473FY	AA		J	Resistor 47k 1/16W Metal Oxide
R1319	VRS-CZ1JF4R7JY	AA		J	Resistor 4.7 1/16W Metal Oxide
R1320	VRS-CZ1JF123FY	AA		J	Resistor 12k 1/16W Metal Oxide
R1321	VRS-CZ1JF4R7JY	AA		J	Resistor 4.7 1/16W Metal Oxide
R1322	VRS-CZ1JF472JY	AA		J	Resistor 4.7k 1/16W Metal Oxide
R1323	VRS-CZ1JF103JY	AA		J	Resistor 10k 1/16W Metal Oxide
R1324	VRS-CZ1JF473JY	AA		J	Resistor 47k 1/16W Metal Oxide
R1325	VRS-CZ1JF220JY	AA		J	Resistor 22 1/16W Metal Oxide
R1326	VRS-CZ1JF101FY	AA		J	Resistor 100 1/16W Metal Oxide
R1327	VRS-CZ1JF101FY	AA		J	Resistor 100 1/16W Metal Oxide
R1328	VRS-CZ1JF220JY	AA		J	Resistor 22 1/16W Metal Oxide
R1329	VRS-CZ1JF220JY	AA		J	Resistor 22 1/16W Metal Oxide
R1331	VRS-CZ1JF472JY	AA		J	Resistor 4.7k 1/16W Metal Oxide
R1333	VRS-CZ1JF223FY	AA		J	Resistor 22k 1/16W Metal Oxide
R1334	VRS-CZ1JF102JY	AA		J	Resistor 1k 1/16W Metal Oxide
R1335	VRS-CZ1JF562JY	AA		J	Resistor 5.6k 1/16W Metal Oxide
R1337	VRS-CZ1JF562JY	AA		J	Resistor 5.6k 1/16W Metal Oxide
R1338	VRS-CZ1JF472JY	AA		J	Resistor 4.7k 1/16W Metal Oxide
R1339	VRS-CZ1JF222JY	AA		J	Resistor 2.2k 1/16W Metal Oxide
R1340	VRS-CY1JF564JY	AA		J	Resistor 560k 1/16W Metal Oxide
R1342	VRS-CY1JF564JY	AA		J	Resistor 560k 1/16W Metal Oxide
R1343	VRS-CZ1JF473JY	AA		J	Resistor 47k 1/16W Metal Oxide
R1344	VRS-CZ1JF103JY	AA		J	Resistor 10k 1/16W Metal Oxide
R1345	VRS-CZ1JF153JY	AA		J	Resistor 15k 1/16W Metal Oxide
R1401	VRS-CZ1JF101JY	AA		J	Resistor 100 1/16W Metal Oxide
R1402	VRS-CZ1JF105JY	AA		J	Resistor 1M 1/16W Metal Oxide
R1403	VRS-CZ1JF330JY	AA		J	Resistor 33 1/16W Metal Oxide
R1408	VRS-CZ1JF102JY	AA		J	Resistor 1k 1/16W Metal Oxide
R1409	VRS-CZ1JF102JY	AA		J	Resistor 1k 1/16W Metal Oxide
R1410	VRS-CZ1JF102JY	AA		J	Resistor 1k 1/16W Metal Oxide
R1411	VRS-CZ1JF102JY	AA		J	Resistor 1k 1/16W Metal Oxide
R1414	VRS-CZ1JF102JY	AA		J	Resistor 1k 1/16W Metal Oxide
R1415	VRS-CZ1JF102JY	AA		J	Resistor 1k 1/16W Metal Oxide
R1422	VRS-CZ1JF4R7JY	AA		J	Resistor 4.7 1/16W Metal Oxide
R1423	VRS-CZ1JF101JY	AA		J	Resistor 100 1/16W Metal Oxide
R1425	VRS-CZ1JF4R7JY	AA		J	Resistor 4.7 1/16W Metal Oxide
R1426	VRS-CJ1JF470JY	AA		J	Resistor 47 1/16W Metal Oxide
R1427	VRS-CZ1JF102JY	AA		J	Resistor 1k 1/16W Metal Oxide
R1428	VRS-CZ1JF102JY	AA		J	Resistor 1k 1/16W Metal Oxide
R1429	VRS-CZ1JF000JY	AA		J	Resistor 0 1/16W Metal Oxide
R1430	VRS-CZ1JF000JY	AA		J	Resistor 0 1/16W Metal Oxide
R1450	VRS-CZ1JF330JY	AA		J	Resistor 33 1/16W Metal Oxide
R1501	VRS-CZ1JF102FY	AA		J	Resistor 1k 1/16W Metal Oxide
R1503	VRS-CZ1JF103FY	AB		J	Resistor 10k 1/16W Metal Oxide
R1504	VRS-CZ1JF102JY	AA		J	Resistor 1k 1/16W Metal Oxide
R1505	VRS-CZ1JF473JY	AA		J	Resistor 47k 1/16W Metal Oxide
R1506	VRS-CZ1JF472JY	AA		J	Resistor 4.7k 1/16W Metal Oxide
R1508	VRS-CJ1JF473JY	AB		J	Resistor 47k 1/16W Metal Oxide
R1509	VRS-CJ1JF100JY	AA		J	Resistor 10 1/16W Metal Oxide
R1510	VRS-CZ1JF103JY	AA		J	Resistor 10k 1/16W Metal Oxide
R1511	VRS-CZ1JF223FY	AA		J	Resistor 22k 1/16W Metal Oxide
R1512	VRS-CZ1JF330JY	AA		J	Resistor 33 1/16W Metal Oxide
R1513	VRS-CZ1JF473JY	AA		J	Resistor 47k 1/16W Metal Oxide
R1514	VRS-CJ1JF472JY	AA		J	Resistor 4.7k 1/16W Metal Oxide
R1515	VRS-CJ1JF100JY	AA		J	Resistor 10 1/16W Metal Oxide
R1516	VRS-CJ1JF100JY	AA		J	Resistor 10 1/16W Metal Oxide
R1517	VRS-CZ1JF102FY	AA		J	Resistor 1k 1/16W Metal Oxide
R1518	VRS-CZ1JF105JY	AA		J	Resistor 1M 1/16W Metal Oxide
R1521	VRS-CZ1JF472JY	AA		J	Resistor 4.7k 1/16W Metal Oxide
R1523	VRS-CZ1JF103FY	AB		J	Resistor 10k 1/16W Metal Oxide
R1525	VRS-CH1JF220JY	AA		J	Resistor 22 1/16W Metal Oxide
R1526	VRS-CZ1JF330JY	AA		J	Resistor 33 1/16W Metal Oxide
R1527	VRS-CZ1JF000JY	AA		J	Resistor 0 1/16W Metal Oxide
R1528	VRS-CK1JF220JY	AA		J	Resistor 22 1/16W Metal Oxide
R1529	VRS-CK1JF220JY	AA		J	Resistor 22 1/16W Metal Oxide
R1530	VRS-CJ1JF100JY	AA		J	Resistor 10 1/16W Metal Oxide
R1531	VRS-CK1JF220JY	AA		J	Resistor 22 1/16W Metal Oxide
R1532	VRS-CK1JF220JY	AA		J	Resistor 22 1/16W Metal Oxide
R1533	VRS-CZ1JF103JY	AA		J	Resistor 10k 1/16W Metal Oxide
R1534	VRS-CZ1JF331JY	AA		J	Resistor 330 1/16W Metal Oxide
R1601	VRS-CZ1JF102FY	AA		J	Resistor 1k 1/16W Metal Oxide
R1603	VRS-CZ1JF102FY	AA		J	Resistor 1k 1/16W Metal Oxide
R1604	VRS-CZ1JF273JY	AA		J	Resistor 27k 1/16W Metal Oxide
R1606	VRS-CZ1JF472JY	AA		J	Resistor 4.7k 1/16W Metal Oxide
R1607	VRS-CJ1JF473JY	AB		J	Resistor 47k 1/16W Metal Oxide
R1612	VRS-CZ1JF103FY	AB		J	Resistor 10k 1/16W Metal Oxide
R1613	VRS-CJ1JF473JY	AB		J	Resistor 47k 1/16W Metal Oxide
R1614	VRS-CZ1JF103JY	AA		J	Resistor 10k 1/16W Metal Oxide
R1615	VRS-CZ1JF103JY	AA		J	Resistor 10k 1/16W Metal Oxide
R1616	VRS-CZ1JF103FY	AB		J	Resistor 10k 1/16W Metal Oxide
R1617	VRS-CZ1JF473JY	AA		J	Resistor 47k 1/16W Metal Oxide
R1618	VRS-CZ1JF473JY	AA		J	Resistor 47k 1/16W Metal Oxide
R1627	VRS-CZ1JF473JY	AA		J	Resistor 47k 1/16W Metal Oxide
R1628	VRS-CZ1JF103JY	AA		J	Resistor 10k 1/16W Metal Oxide
R1629	VRS-CJ1JF472JY	AA		J	Resistor 4.7k 1/16W Metal Oxide

NO.	PARTS CODE	PRICE RANK	NEW MARK	PART DELIVERY	DESCRIPTION
[4] DUNTKE760FE01(MAIN Unit)					
R1630	VRS-CJ1JF100JY	AA		J	Resistor 10 1/16W Metal Oxide
R1631	VRS-CZ1JF331JY	AA		J	Resistor 330 1/16W Metal Oxide
R1632	VRS-CZ1JF102JY	AA		J	Resistor 1k 1/16W Metal Oxide
R1633	VRS-CZ1JF472JY	AA		J	Resistor 4.7k 1/16W Metal Oxide
R1634	VRS-CZ1JF102JY	AA		J	Resistor 1k 1/16W Metal Oxide
R1637	VRS-CZ1JF473JY	AA		J	Resistor 47k 1/16W Metal Oxide
R1640	VRS-CJ1JF472JY	AA		J	Resistor 4.7k 1/16W Metal Oxide
R1641	VRS-CJ1JF100JY	AA		J	Resistor 10 1/16W Metal Oxide
R1665	VRS-CZ1JF100JY	AA		J	Resistor 10 1/16W Metal Oxide
R1666	VRS-CZ1JF100JY	AA		J	Resistor 10 1/16W Metal Oxide
R1667	VRS-CZ1JF000JY	AA		J	Resistor 0 1/16W Metal Oxide
R1669	VRS-CZ1JF100JY	AA		J	Resistor 10 1/16W Metal Oxide
R1670	VRS-CZ1JF100JY	AA		J	Resistor 10 1/16W Metal Oxide
R1672	VRS-CZ1JF472JY	AA		J	Resistor 4.7k 1/16W Metal Oxide
R1673	VRS-CZ1JF100JY	AA		J	Resistor 10 1/16W Metal Oxide
R1674	VRS-CZ1JF100JY	AA		J	Resistor 10 1/16W Metal Oxide
R1675	VRS-CZ1JF472JY	AA		J	Resistor 4.7k 1/16W Metal Oxide
R1676	VRS-CZ1JF100JY	AA		J	Resistor 10 1/16W Metal Oxide
R1677	VRS-CZ1JF100JY	AA		J	Resistor 10 1/16W Metal Oxide
R1678	VRS-CZ1JF103FY	AB		J	Resistor 10k 1/16W Metal Oxide
R1679	VRS-CZ1JF100JY	AA		J	Resistor 10 1/16W Metal Oxide
R1680	VRS-CZ1JF472JY	AA		J	Resistor 4.7k 1/16W Metal Oxide
R1681	VRS-CZ1JF100JY	AA		J	Resistor 10 1/16W Metal Oxide
R1682	VRS-CZ1JF472JY	AA		J	Resistor 4.7k 1/16W Metal Oxide
R1683	VRS-CZ1JF751JY	AA		J	Resistor 750 1/16W Metal Oxide
R1684	VRS-CZ1JF101JY	AA		J	Resistor 100 1/16W Metal Oxide
R1688	VRS-CZ1JF103JY	AA		J	Resistor 10k 1/16W Metal Oxide
R1701	VRS-CZ1JF102FY	AA		J	Resistor 1k 1/16W Metal Oxide
R1702	VRS-CZ1JF102FY	AA		J	Resistor 1k 1/16W Metal Oxide
R1705	VRS-CZ1JF103FY	AB		J	Resistor 10k 1/16W Metal Oxide
R1706	VRS-CZ1JF103FY	AB		J	Resistor 10k 1/16W Metal Oxide
R1707	VRS-CJ1JF473JY	AB		J	Resistor 47k 1/16W Metal Oxide
R1708	VRS-CJ1JF473JY	AB		J	Resistor 47k 1/16W Metal Oxide
R1711	VRS-CJ1JF472JY	AA		J	Resistor 4.7k 1/16W Metal Oxide
R1712	VRS-CZ1JF473JY	AA		J	Resistor 47k 1/16W Metal Oxide
R1713	VRS-CZ1JF473JY	AA		J	Resistor 47k 1/16W Metal Oxide
R1714	VRS-CZ1JF103JY	AA		J	Resistor 10k 1/16W Metal Oxide
R1715	VRS-CZ1JF103JY	AA		J	Resistor 10k 1/16W Metal Oxide
R1716	VRS-CZ1JF473JY	AA		J	Resistor 47k 1/16W Metal Oxide
R1717	VRS-CZ1JF473JY	AA		J	Resistor 47k 1/16W Metal Oxide
R1718	VRS-CJ1JF472JY	AA		J	Resistor 4.7k 1/16W Metal Oxide
R1719	VRS-CJ1JF100JY	AA		J	Resistor 10 1/16W Metal Oxide
R1720	VRS-CJ1JF100JY	AA		J	Resistor 10 1/16W Metal Oxide
R1725	VRS-CZ1JF100JY	AA		J	Resistor 10 1/16W Metal Oxide
R1726	VRS-CZ1JF100JY	AA		J	Resistor 10 1/16W Metal Oxide
R1727	VRS-CZ1JF102JY	AA		J	Resistor 1k 1/16W Metal Oxide
R1731	VRS-CZ1JF103JY	AA		J	Resistor 10k 1/16W Metal Oxide
R1732	VRS-CZ1JF472JY	AA		J	Resistor 4.7k 1/16W Metal Oxide
R1733	VRS-CZ1JF102JY	AA		J	Resistor 1k 1/16W Metal Oxide
R1735	VRS-CZ1JF100JY	AA		J	Resistor 10 1/16W Metal Oxide
R1736	VRS-CZ1JF100JY	AA		J	Resistor 10 1/16W Metal Oxide
R1737	VRS-CZ1JF472JY	AA		J	Resistor 4.7k 1/16W Metal Oxide
R1739	VRS-CZ1JF100JY	AA		J	Resistor 10 1/16W Metal Oxide
R1740	VRS-CZ1JF100JY	AA		J	Resistor 10 1/16W Metal Oxide
R1741	VRS-CZ1JF472JY	AA		J	Resistor 4.7k 1/16W Metal Oxide
R1742	VRS-CZ1JF103FY	AB		J	Resistor 10k 1/16W Metal Oxide
R1743	VRS-CZ1JF100JY	AA		J	Resistor 10 1/16W Metal Oxide
R1744	VRS-CZ1JF472JY	AA		J	Resistor 4.7k 1/16W Metal Oxide
R1745	VRS-CZ1JF100JY	AA		J	Resistor 10 1/16W Metal Oxide
R1746	VRS-CZ1JF472JY	AA		J	Resistor 4.7k 1/16W Metal Oxide
R1748	VRS-CZ1JF472JY	AA		J	Resistor 4.7k 1/16W Metal Oxide
R1757	VRS-CZ1JF751JY	AA		J	Resistor 750 1/16W Metal Oxide
R1758	VRS-CZ1JF100JY	AA		J	Resistor 10 1/16W Metal Oxide
R1759	VRS-CZ1JF100JY	AA		J	Resistor 10 1/16W Metal Oxide
R1760	VRS-CZ1JF101JY	AA		J	Resistor 100 1/16W Metal Oxide
R2001	VRS-CZ1JF101JY	AA		J	Resistor 100 1/16W Metal Oxide
R2003	VRS-CZ1JF102JY	AA		J	Resistor 1k 1/16W Metal Oxide
R2005	VRS-CZ1JF103JY	AA		J	Resistor 10k 1/16W Metal Oxide
R2006	VRS-CZ1JF223JY	AA		J	Resistor 22k 1/16W Metal Oxide
R2007	VRS-CZ1JF472JY	AA		J	Resistor 4.7k 1/16W Metal Oxide
R2008	VRS-CZ1JF100JY	AA		J	Resistor 10 1/16W Metal Oxide
R2009	VRS-CZ1JF103JY	AA		J	Resistor 10k 1/16W Metal Oxide
R2010	VRS-CZ1JF103JY	AA		J	Resistor 10k 1/16W Metal Oxide
R2011	VRS-CZ1JF223JY	AA		J	Resistor 22k 1/16W Metal Oxide
R2012	VRS-CZ1JF103JY	AA		J	Resistor 10k 1/16W Metal Oxide
R2014	VRS-CJ1JF472JY	AA		J	Resistor 4.7k 1/16W Metal Oxide
R2015	VRS-CJ1JF103JY	AA		J	Resistor 10k 1/16W Metal Oxide
R2016	VRS-CZ1JF103JY	AA		J	Resistor 10k 1/16W Metal Oxide
R2018	VRS-CZ1JF103JY	AA		J	Resistor 10k 1/16W Metal Oxide
R2019	VRS-CZ1JF103JY	AA		J	Resistor 10k 1/16W Metal Oxide
R2020	VRS-CZ1JF103JY	AA		J	Resistor 10k 1/16W Metal Oxide
R2021	VRS-CZ1JF223JY	AA		J	Resistor 22k 1/16W Metal Oxide
R2022	VRS-CZ1JF223JY	AA		J	Resistor 22k 1/16W Metal Oxide
R2023	VRK-SB1FF103JY	AA		J	Resistor 10k 1/32W Metal Composition
R2024	VRS-CZ1JF333JY	AA		J	Resistor 33k 1/16W Metal Oxide

NO.	PARTS CODE	PRICE RANK	NEW MARK	PART DELIVERY	DESCRIPTION
[4] DUNTKE760FE01(MAIN Unit)					
R2025	VRS-CZ1JF473JY	AA		J	Resistor 47k 1/16W Metal Oxide
R2026	VRS-CZ1JF103JY	AA		J	Resistor 10k 1/16W Metal Oxide
R2028	VRS-CZ1JF103JY	AA		J	Resistor 10k 1/16W Metal Oxide
R2029	VRS-CZ1JF100JY	AA		J	Resistor 10 1/16W Metal Oxide
R2030	VRS-CZ1JF102JY	AA		J	Resistor 1k 1/16W Metal Oxide
R2031	VRS-CZ1JF103JY	AA		J	Resistor 10k 1/16W Metal Oxide
R2032	VRS-CZ1JF223JY	AA		J	Resistor 22k 1/16W Metal Oxide
R2033	VRS-CZ1JF101JY	AA		J	Resistor 100 1/16W Metal Oxide
R2034	VRS-CZ1JF000JY	AA		J	Resistor 0 1/16W Metal Oxide
R2035	VRS-CZ1JF103JY	AA		J	Resistor 10k 1/16W Metal Oxide
R2036	VRS-CZ1JF105JY	AA		J	Resistor 1M 1/16W Metal Oxide
R2037	VRK-SB1FF103JY	AA		J	Resistor 10k 1/32W Metal Composition
R2038	VRK-SB1FF103JY	AA		J	Resistor 10k 1/32W Metal Composition
R2039	VRS-CZ1JF124JY	AA		J	Resistor 120k 1/16W Metal Oxide
R2040	VRK-SB1FF103JY	AA		J	Resistor 10k 1/32W Metal Composition
R2041	VRS-CZ1JF152JY	AA		J	Resistor 1.5k 1/16W Metal Oxide
R2042	VRS-CH1JF101JY	AA		J	Resistor 100 1/16W Metal Oxide
R2043	VRK-SB1FF103JY	AA		J	Resistor 10k 1/32W Metal Composition
R2044	VRS-CZ1JF100JY	AA		J	Resistor 10 1/16W Metal Oxide
R2045	VRK-SB1FF103JY	AA		J	Resistor 10k 1/32W Metal Composition
R2047	VRS-CZ1JF101JY	AA		J	Resistor 100 1/16W Metal Oxide
R2048	VRS-CZ1JF472JY	AA		J	Resistor 4.7k 1/16W Metal Oxide
R2049	VRS-CZ1JF272FY	AA		J	Resistor 2.7k 1/16W Metal Oxide
R2050	VRS-CZ1JF101JY	AA		J	Resistor 100 1/16W Metal Oxide
R2051	VRS-CZ1JF100JY	AA		J	Resistor 10 1/16W Metal Oxide
R2052	VRS-CZ1JF100JY	AA		J	Resistor 10 1/16W Metal Oxide
R2053	VRS-CZ1JF106JY	AA		J	Resistor 10M 1/16W Metal Oxide
R2054	VRS-CZ1JF394JY	AA		J	Resistor 390k 1/16W Metal Oxide
R2058	VRS-CZ1JF100JY	AA		J	Resistor 10 1/16W Metal Oxide
R2060	VRS-CZ1JF100JY	AA		J	Resistor 10 1/16W Metal Oxide
R2061	VRS-CZ1JF100JY	AA		J	Resistor 10 1/16W Metal Oxide
R2068	VRS-CZ1JF103JY	AA		J	Resistor 10k 1/16W Metal Oxide
R2070	VRS-CZ1JF100JY	AA		J	Resistor 10 1/16W Metal Oxide
R2071	VRS-CZ1JF100JY	AA		J	Resistor 10 1/16W Metal Oxide
R2072	VRS-CZ1JF104JY	AA		J	Resistor 100k 1/16W Metal Oxide
R2075	VRS-CZ1JF103JY	AA		J	Resistor 10k 1/16W Metal Oxide
R2078	VRS-CZ1JF103JY	AA		J	Resistor 10k 1/16W Metal Oxide
R2201	VRS-TV1JD000JY	AA		J	Resistor 0 1/10W Metal Oxide
R2202	VRS-TV1JD000JY	AA		J	Resistor 0 1/10W Metal Oxide
R2203	VRS-TV1JD000JY	AA		J	Resistor 0 1/10W Metal Oxide
R2204	VRS-CZ1JF000JY	AA		J	Resistor 0 1/16W Metal Oxide
R2205	VRS-CZ1JF000JY	AA		J	Resistor 0 1/16W Metal Oxide
R2206	VRS-TV1JD000JY	AA		J	Resistor 0 1/10W Metal Oxide
R2207	VRS-TV1JD000JY	AA		J	Resistor 0 1/10W Metal Oxide
R2208	VRS-CZ1JF000JY	AA		J	Resistor 0 1/16W Metal Oxide
R2209	VRS-TV1JD000JY	AA		J	Resistor 0 1/10W Metal Oxide
R2210	VRS-TV1JD000JY	AA		J	Resistor 0 1/10W Metal Oxide
R2211	VRS-TV1JD000JY	AA		J	Resistor 0 1/10W Metal Oxide
R2212	VRS-TV1JD000JY	AA		J	Resistor 0 1/10W Metal Oxide
R2213	VRS-TV1JD000JY	AA		J	Resistor 0 1/10W Metal Oxide
R2220	VRS-TV1JD000JY	AA		J	Resistor 0 1/10W Metal Oxide
R2221	VRS-TV1JD000JY	AA		J	Resistor 0 1/10W Metal Oxide
R2222	VRS-CZ1JF000JY	AA		J	Resistor 0 1/16W Metal Oxide
R2223	VRS-CZ1JF000JY	AA		J	Resistor 0 1/16W Metal Oxide
R2226	VRS-CZ1JF222JY	AA		J	Resistor 2.2k 1/16W Metal Oxide
R2227	VRS-CZ1JF222JY	AA		J	Resistor 2.2k 1/16W Metal Oxide
R2229	VRS-CZ1JF101JY	AA		J	Resistor 100 1/16W Metal Oxide
R2230	VRS-CZ1JF101JY	AA		J	Resistor 100 1/16W Metal Oxide
R2237	VRS-CZ1JF473JY	AA		J	Resistor 47k 1/16W Metal Oxide
R2239	VRS-TV1JD750JY	AA		J	Resistor 75 1/10W Metal Oxide
R2240	VRS-TV1JD750JY	AA		J	Resistor 75 1/10W Metal Oxide
R2241	VRS-TV1JD750JY	AA		J	Resistor 75 1/10W Metal Oxide
R2242	VRS-CZ1JF330JY	AA		J	Resistor 33 1/16W Metal Oxide
R2243	VRS-CZ1JF103JY	AA		J	Resistor 10k 1/16W Metal Oxide
R2244	VRS-CZ1JF183JY	AA		J	Resistor 18k 1/16W Metal Oxide
R2245	VRS-CZ1JF103JY	AA		J	Resistor 10k 1/16W Metal Oxide
R2246	VRS-CZ1JF183JY	AA		J	Resistor 18k 1/16W Metal Oxide
R2247	VRS-CZ1JF103JY	AA		J	Resistor 10k 1/16W Metal Oxide
R2248	VRS-CZ1JF183JY	AA		J	Resistor 18k 1/16W Metal Oxide
R2249	VRS-CZ1JF101JY	AA		J	Resistor 100 1/16W Metal Oxide
R2250	VRS-CZ1JF101JY	AA		J	Resistor 100 1/16W Metal Oxide
R2251	VRS-CZ1JF101JY	AA		J	Resistor 100 1/16W Metal Oxide
R2252	VRS-CZ1JF330JY	AA		J	Resistor 33 1/16W Metal Oxide
R2253	VRS-CZ1JF561JY	AA		J	Resistor 560 1/16W Metal Oxide
R2254	VRS-CZ1JF561JY	AA		J	Resistor 560 1/16W Metal Oxide
R2255	VRS-CZ1JF561JY	AA		J	Resistor 560 1/16W Metal Oxide
R2256	VRS-CZ1JF470JY	AA		J	Resistor 47 1/16W Metal Oxide
R2257	VRS-CZ1JF470JY	AA		J	Resistor 47 1/16W Metal Oxide
R2258	VRS-CZ1JF470JY	AA		J	Resistor 47 1/16W Metal Oxide
R2259	VRS-CZ1JF473JY	AA		J	Resistor 47k 1/16W Metal Oxide
R2260	VRS-CZ1JF100JY	AA		J	Resistor 10 1/16W Metal Oxide
R2261	VRS-CZ1JF473JY	AA		J	Resistor 47k 1/16W Metal Oxide
R2262	VRS-CZ1JF100JY	AA		J	Resistor 10 1/16W Metal Oxide
R2269	VRS-CZ1JF000JY	AA		J	Resistor 0 1/16W Metal Oxide
R2270	VRS-CZ1JF390JY	AA		J	Resistor 39 1/16W Metal Oxide

NO.	PARTS CODE	PRICE RANK	NEW MARK	PART DELIVERY	DESCRIPTION
[4] DUNTKE760FE01(MAIN Unit)					
R2273	VRS-CZ1JF000JY	AA		J	Resistor 0 1/16W Metal Oxide
R2279	VRS-CZ1JF392JY	AA		J	Resistor 3.9k 1/16W Metal Oxide
R2280	VRS-CZ1JF202JY	AA		J	Resistor 2k 1/16W Metal Oxide
R2305	VRS-CZ1JF000JY	AA		J	Resistor 0 1/16W Metal Oxide
R2306	VRS-CZ1JF000JY	AA		J	Resistor 0 1/16W Metal Oxide
R2308	VRS-CZ1JF000JY	AA		J	Resistor 0 1/16W Metal Oxide
R2312	VRS-CZ1JF000JY	AA		J	Resistor 0 1/16W Metal Oxide
R2314	VRS-CZ1JF390JY	AA		J	Resistor 39 1/16W Metal Oxide
R2316	VRS-CZ1JF000JY	AA		J	Resistor 0 1/16W Metal Oxide
R2318	VRS-CZ1JF000JY	AA		J	Resistor 0 1/16W Metal Oxide
R2319	VRS-CZ1JF390JY	AA		J	Resistor 39 1/16W Metal Oxide
R2320	VRS-CZ1JF390JY	AA		J	Resistor 39 1/16W Metal Oxide
R2321	VRS-CZ1JF390JY	AA		J	Resistor 39 1/16W Metal Oxide
R2322	VRS-CZ1JF390JY	AA		J	Resistor 39 1/16W Metal Oxide
R2323	VRS-CZ1JF390JY	AA		J	Resistor 39 1/16W Metal Oxide
R2324	VRS-CZ1JF102JY	AA		J	Resistor 1k 1/16W Metal Oxide
R2325	VRS-TV1JD000JY	AA		J	Resistor 0 1/10W Metal Oxide
R2327	VRS-CZ1JF221JY	AA		J	Resistor 220 1/16W Metal Oxide
R2328	VRS-CZ1JF104JY	AA		J	Resistor 100k 1/16W Metal Oxide
R2329	VRS-CZ1JF221JY	AA		J	Resistor 220 1/16W Metal Oxide
R2330	VRS-CZ1JF104JY	AA		J	Resistor 100k 1/16W Metal Oxide
R2331	VRS-CZ1JF102JY	AA		J	Resistor 1k 1/16W Metal Oxide
R2335	VRS-CZ1JF000JY	AA		J	Resistor 0 1/16W Metal Oxide
R2336	VRS-CZ1JF000JY	AA		J	Resistor 0 1/16W Metal Oxide
R2337	VRS-CZ1JF000JY	AA		J	Resistor 0 1/16W Metal Oxide
R2338	VRS-CZ1JF000JY	AA		J	Resistor 0 1/16W Metal Oxide
R2339	VRS-CZ1JF000JY	AA		J	Resistor 0 1/16W Metal Oxide
R4501	VRS-CZ1JF103FY	AB		J	Resistor 10k 1/16W Metal Oxide
R4502	VRS-CZ1JF330JY	AA		J	Resistor 33 1/16W Metal Oxide
R4503	VRS-CZ1JF273JY	AA		J	Resistor 27k 1/16W Metal Oxide
R4504	VRS-CZ1JF101FY	AA		J	Resistor 100 1/16W Metal Oxide
R4506	VRS-CZ1JF103FY	AB		J	Resistor 10k 1/16W Metal Oxide
R4507	VRS-CZ1JF000JY	AA		J	Resistor 0 1/16W Metal Oxide
R4508	VRS-CZ1JF000JY	AA		J	Resistor 0 1/16W Metal Oxide
R4509	VRS-CZ1JF000JY	AA		J	Resistor 0 1/16W Metal Oxide
R4510	VRS-CZ1JF000JY	AA		J	Resistor 0 1/16W Metal Oxide
R4511	VRS-CZ1JF000JY	AA		J	Resistor 0 1/16W Metal Oxide
R4512	VRS-CZ1JF000JY	AA		J	Resistor 0 1/16W Metal Oxide
R4513	VRS-CZ1JF000JY	AA		J	Resistor 0 1/16W Metal Oxide
R4514	VRS-CZ1JF000JY	AA		J	Resistor 0 1/16W Metal Oxide
R4516	VRS-CZ1JF472FY	AA		J	Resistor 4.7k 1/16W Metal Oxide
R4517	VRS-CZ1JF472FY	AA		J	Resistor 4.7k 1/16W Metal Oxide
R4518	VRS-CZ1JF472FY	AA		J	Resistor 4.7k 1/16W Metal Oxide
R4520	VRS-CZ1JF681FY	AA		J	Resistor 680 1/16W Metal Oxide
R4521	VRS-CZ1JF473FY	AA		J	Resistor 47k 1/16W Metal Oxide
R4522	VRS-CZ1JF180FY	AA		J	Resistor 18 1/16W Metal Oxide
R4523	VRS-CZ1JF182FY	AA		J	Resistor 1.8k 1/16W Metal Oxide
R4524	VRS-CZ1JF182FY	AA		J	Resistor 1.8k 1/16W Metal Oxide
R4525	VRS-CZ1JF000JY	AA		J	Resistor 0 1/16W Metal Oxide
R4526	VRS-CZ1JF000JY	AA		J	Resistor 0 1/16W Metal Oxide
R4600	VRS-CZ1JF101FY	AA		J	Resistor 100 1/16W Metal Oxide
R4601	VRS-CZ1JF101FY	AA		J	Resistor 100 1/16W Metal Oxide
R4602	VRS-CZ1JF101FY	AA		J	Resistor 100 1/16W Metal Oxide
R4603	VRS-CZ1JF101FY	AA		J	Resistor 100 1/16W Metal Oxide
R4604	VRS-CZ1JF101FY	AA		J	Resistor 100 1/16W Metal Oxide
R4605	VRS-CZ1JF101FY	AA		J	Resistor 100 1/16W Metal Oxide
R4606	VRS-CZ1JF101FY	AA		J	Resistor 100 1/16W Metal Oxide
R4607	VRS-CZ1JF101FY	AA		J	Resistor 100 1/16W Metal Oxide
R4608	VRS-CZ1JF101FY	AA		J	Resistor 100 1/16W Metal Oxide
R4609	VRS-CZ1JF101FY	AA		J	Resistor 100 1/16W Metal Oxide
R4610	VRS-CZ1JF101FY	AA		J	Resistor 100 1/16W Metal Oxide
R4611	VRS-CZ1JF101FY	AA		J	Resistor 100 1/16W Metal Oxide
R4612	VRS-CK1JF470JY	AB		J	Resistor 47 1/16W Metal Oxide
R4613	VRS-CK1JF470JY	AB		J	Resistor 47 1/16W Metal Oxide
R4614	VRS-CK1JF470JY	AB		J	Resistor 47 1/16W Metal Oxide
R4615	VRS-CZ1JF470JY	AA		J	Resistor 47 1/16W Metal Oxide
R4616	VRS-CZ1JF470JY	AA		J	Resistor 47 1/16W Metal Oxide
R4617	VRS-CZ1JF470JY	AA		J	Resistor 47 1/16W Metal Oxide
R4618	VRS-CZ1JF470JY	AA		J	Resistor 47 1/16W Metal Oxide
R4619	VRS-CZ1JF470JY	AA		J	Resistor 47 1/16W Metal Oxide
R4620	VRS-CZ1JF470JY	AA		J	Resistor 47 1/16W Metal Oxide
R4621	VRS-CZ1JF470JY	AA		J	Resistor 47 1/16W Metal Oxide
R4622	VRS-CZ1JF220JY	AA		J	Resistor 22 1/16W Metal Oxide
R4623	VRS-CZ1JF470JY	AA		J	Resistor 47 1/16W Metal Oxide
R4624	VRS-CZ1JF470JY	AA		J	Resistor 47 1/16W Metal Oxide
R4625	VRS-CZ1JF000JY	AA		J	Resistor 0 1/16W Metal Oxide
R4626	VRS-CZ1JF000JY	AA		J	Resistor 0 1/16W Metal Oxide
R4627	VRS-CZ1JF330JY	AA		J	Resistor 33 1/16W Metal Oxide
R4628	VRS-CZ1JF330JY	AA		J	Resistor 33 1/16W Metal Oxide
R4629	VRS-CZ1JF330JY	AA		J	Resistor 33 1/16W Metal Oxide
R4630	VRS-CZ1JF330JY	AA		J	Resistor 33 1/16W Metal Oxide
R4631	VRS-CZ1JF101FY	AA		J	Resistor 100 1/16W Metal Oxide
R4632	VRS-CZ1JF331JY	AA		J	Resistor 330 1/16W Metal Oxide
R4635	VRS-CZ1JF103FY	AB		J	Resistor 10k 1/16W Metal Oxide
R4658	VRS-CZ1JF472FY	AA		J	Resistor 4.7k 1/16W Metal Oxide

NO.	PARTS CODE	PRICE RANK	NEW MARK	PART DELIVERY	DESCRIPTION
[4] DUNTKE760FE01(MAIN Unit)					
R4659	VRS-CZ1JF472FY	AA		J	Resistor 4.7k 1/16W Metal Oxide
R4660	VRS-CZ1JF101FY	AA		J	Resistor 100 1/16W Metal Oxide
R4681	VRK-SB1FF472JY	AA		J	Resistor 4.7k 1/32W Metal Composition
R8002	VRS-CZ1JF000JY	AA		J	Resistor 0 1/16W Metal Oxide
R8003	VRS-CZ1JF000JY	AA		J	Resistor 0 1/16W Metal Oxide
R8004	VRS-CZ1JF330JY	AA		J	Resistor 33 1/16W Metal Oxide
R8005	VRS-CK1JJ470JY	AA		J	Resistor 47 1/16W Metal Oxide
R8006	VRS-CZ1JF000JY	AA		J	Resistor 0 1/16W Metal Oxide
R8007	VRS-CK1JJ470JY	AA		J	Resistor 47 1/16W Metal Oxide
R8008	VRS-CK1JJ470JY	AA		J	Resistor 47 1/16W Metal Oxide
R8009	VRS-CK1JJ470JY	AA		J	Resistor 47 1/16W Metal Oxide
R8010	VRS-CK1JJ470JY	AA		J	Resistor 47 1/16W Metal Oxide
R8011	VRS-CZ1JF470JY	AA		J	Resistor 47 1/16W Metal Oxide
R8012	VRS-CZ1JF000JY	AA		J	Resistor 0 1/16W Metal Oxide
R8013	VRS-CZ1JF470JY	AA		J	Resistor 47 1/16W Metal Oxide
R8014	VRS-CZ1JF470JY	AA		J	Resistor 47 1/16W Metal Oxide
R8015	VRS-CZ1JF470JY	AA		J	Resistor 47 1/16W Metal Oxide
R8016	VRS-CZ1JF470JY	AA		J	Resistor 47 1/16W Metal Oxide
R8017	VRS-CZ1JF470JY	AA		J	Resistor 47 1/16W Metal Oxide
R8018	VRS-CZ1JF472JY	AA		J	Resistor 4.7k 1/16W Metal Oxide
R8019	VRS-CZ1JF470JY	AA		J	Resistor 47 1/16W Metal Oxide
R8020	VRS-CZ1JF472JY	AA		J	Resistor 4.7k 1/16W Metal Oxide
R8021	VRS-CZ1JF750JY	AA		J	Resistor 75 1/16W Metal Oxide
R8022	VRS-CZ1JF472JY	AA		J	Resistor 4.7k 1/16W Metal Oxide
R8023	VRS-CZ1JF103JY	AA		J	Resistor 10k 1/16W Metal Oxide
R8024	VRS-CH1JF103JY	AA		J	Resistor 10k 1/16W Metal Oxide
R8025	VRS-CZ1JF103JY	AA		J	Resistor 10k 1/16W Metal Oxide
R8026	VRS-CZ1JF272JY	AA		J	Resistor 2.7k 1/16W Metal Oxide
R8027	VRS-CZ1JF103JY	AA		J	Resistor 10k 1/16W Metal Oxide
R8028	VRS-CZ1JF101JY	AA		J	Resistor 100 1/16W Metal Oxide
R8030	VRS-CZ1JF100JY	AA		J	Resistor 10 1/16W Metal Oxide
R8032	VRS-CZ1JF680JY	AB		J	Resistor 68 1/16W Metal Oxide
R8033	VRS-CZ1JF474JY	AA		J	Resistor 470k 1/16W Metal Oxide
R8034	VRS-CZ1JF474JY	AA		J	Resistor 470k 1/16W Metal Oxide
R8036	VRS-CZ1JF100JY	AA		J	Resistor 10 1/16W Metal Oxide
R8037	VRS-CZ1JF680JY	AB		J	Resistor 68 1/16W Metal Oxide
R8038	VRS-CZ1JF511FY	AA		J	Resistor 510 1/16W Metal Oxide
R8039	VRS-CZ1JF511FY	AA		J	Resistor 510 1/16W Metal Oxide
R8040	VRS-CZ1JF561JY	AA		J	Resistor 560 1/16W Metal Oxide
R8041	VRS-CZ1JF100JY	AA		J	Resistor 10 1/16W Metal Oxide
R8042	VRS-CZ1JF680JY	AB		J	Resistor 68 1/16W Metal Oxide
R8045	VRS-CZ1JF750JY	AA		J	Resistor 75 1/16W Metal Oxide
R8046	VRS-CZ1JF750JY	AA		J	Resistor 75 1/16W Metal Oxide
R8047	VRS-CZ1JF750JY	AA		J	Resistor 75 1/16W Metal Oxide
R8048	VRS-CZ1JF750JY	AA		J	Resistor 75 1/16W Metal Oxide
R8049	VRS-CZ1JF750JY	AA		J	Resistor 75 1/16W Metal Oxide
R8050	VRS-CZ1JF750JY	AA		J	Resistor 75 1/16W Metal Oxide
R8051	VRS-CZ1JF000JY	AA		J	Resistor 0 1/16W Metal Oxide
R8052	VRS-CZ1JF000JY	AA		J	Resistor 0 1/16W Metal Oxide
R8053	VRS-CZ1JF000JY	AA		J	Resistor 0 1/16W Metal Oxide
R8054	VRS-CZ1JF000JY	AA		J	Resistor 0 1/16W Metal Oxide
R8055	VRS-CZ1JF102JY	AA		J	Resistor 1k 1/16W Metal Oxide
R8056	VRS-CZ1JF105JY	AA		J	Resistor 1M 1/16W Metal Oxide
R8057	VRS-CZ1JF750JY	AA		J	Resistor 75 1/16W Metal Oxide
R8058	VRS-CZ1JF105JY	AA		J	Resistor 1M 1/16W Metal Oxide
R8059	VRS-CZ1JF272JY	AA		J	Resistor 2.7k 1/16W Metal Oxide
R8060	VRS-CZ1JF272JY	AA		J	Resistor 2.7k 1/16W Metal Oxide
R8065	VRS-CZ1JF272JY	AA		J	Resistor 2.7k 1/16W Metal Oxide
R8083	VRS-CZ1JF272JY	AA		J	Resistor 2.7k 1/16W Metal Oxide
R8084	VRS-CZ1JF272JY	AA		J	Resistor 2.7k 1/16W Metal Oxide
R8087	VRS-CZ1JF561FY	AA		J	Resistor 560 1/16W Metal Oxide
R8088	VRS-CZ1JF220JY	AA		J	Resistor 22 1/16W Metal Oxide
R8089	VRS-CZ1JF220JY	AA		J	Resistor 22 1/16W Metal Oxide
R8090	VRS-CZ1JF330JY	AA		J	Resistor 33 1/16W Metal Oxide
R8093	VRS-CZ1JF472JY	AA		J	Resistor 4.7k 1/16W Metal Oxide
R8094	VRS-CZ1JF101JY	AA		J	Resistor 100 1/16W Metal Oxide
R8097	VRS-CZ1JF472JY	AA		J	Resistor 4.7k 1/16W Metal Oxide
R8099	VRS-CZ1JF472JY	AA		J	Resistor 4.7k 1/16W Metal Oxide
R8100	VRS-CZ1JF472JY	AA		J	Resistor 4.7k 1/16W Metal Oxide
R8101	VRS-CZ1JF472FY	AA		J	Resistor 4.7k 1/16W Metal Oxide
R8102	VRS-CZ1JF472FY	AA		J	Resistor 4.7k 1/16W Metal Oxide
R8103	VRS-CZ1JF472FY	AA		J	Resistor 4.7k 1/16W Metal Oxide
R8104	VRS-CZ1JF472FY	AA		J	Resistor 4.7k 1/16W Metal Oxide
R8114	VRS-CZ1JF472JY	AA		J	Resistor 4.7k 1/16W Metal Oxide
R8116	VRS-CZ1JF472JY	AA		J	Resistor 4.7k 1/16W Metal Oxide
R8117	VRS-CZ1JF272JY	AA		J	Resistor 2.7k 1/16W Metal Oxide
R8135	VRS-CZ1JF102JY	AA		J	Resistor 1k 1/16W Metal Oxide
R8137	VRS-CZ1JF472JY	AA		J	Resistor 4.7k 1/16W Metal Oxide
R8138	VRS-CZ1JF000JY	AA		J	Resistor 0 1/16W Metal Oxide
R8139	VRS-CZ1JF000JY	AA		J	Resistor 0 1/16W Metal Oxide
R8140	VRS-CZ1JF470JY	AA		J	Resistor 47 1/16W Metal Oxide
R8141	VRS-TV1JD000JY	AA		J	Resistor 0 1/10W Metal Oxide
R8142	VRS-CZ1JF392JY	AA		J	Resistor 3.9k 1/16W Metal Oxide
R8143	VRS-CZ1JF472JY	AA		J	Resistor 4.7k 1/16W Metal Oxide
R8144	VRS-CZ1JF472JY	AA		J	Resistor 4.7k 1/16W Metal Oxide

NO.	PARTS CODE	PRICE RANK	NEW MARK	PART DELIVERY	DESCRIPTION
[4] DUNTKE760FE01(MAIN Unit)					
R8234	VRK-SB1FF680JY	AA		J	Resistor 68 1/32W Metal Composition
R8235	VRK-SB1FF680JY	AA		J	Resistor 68 1/32W Metal Composition
R8236	VRK-SB1FF680JY	AA		J	Resistor 68 1/32W Metal Composition
R8237	VRK-SB1FF680JY	AA		J	Resistor 68 1/32W Metal Composition
R8238	VRK-SB1FF680JY	AA		J	Resistor 68 1/32W Metal Composition
R8239	VRK-SB1FF680JY	AA		J	Resistor 68 1/32W Metal Composition
R8240	VRK-SB1FF680JY	AA		J	Resistor 68 1/32W Metal Composition
R8241	VRK-SB1FF680JY	AA		J	Resistor 68 1/32W Metal Composition
R8242	VRK-SB1FF680JY	AA		J	Resistor 68 1/32W Metal Composition
R8243	VRK-SB1FF680JY	AA		J	Resistor 68 1/32W Metal Composition
R8244	VRK-SB1FF680JY	AA		J	Resistor 68 1/32W Metal Composition
R8245	VRS-CZ1JF220JY	AA		J	Resistor 22 1/16W Metal Oxide
R8246	VRS-CZ1JF220JY	AA		J	Resistor 22 1/16W Metal Oxide
R8247	VRS-CZ1JF220JY	AA		J	Resistor 22 1/16W Metal Oxide
R8248	VRS-CZ1JF220JY	AA		J	Resistor 22 1/16W Metal Oxide
R8249	VRS-CZ1JF220JY	AA		J	Resistor 22 1/16W Metal Oxide
R8250	VRS-CZ1JF220JY	AA		J	Resistor 22 1/16W Metal Oxide
R8251	VRS-CZ1JF220JY	AA		J	Resistor 22 1/16W Metal Oxide
R8253	VRS-CZ1JF220JY	AA		J	Resistor 22 1/16W Metal Oxide
R8254	VRS-CZ1JF220JY	AA		J	Resistor 22 1/16W Metal Oxide
R8255	VRK-SB1FF220JY	AA		J	Resistor 22 1/32W Metal Composition
R8257	VRK-SB1FF220JY	AA		J	Resistor 22 1/32W Metal Composition
R8258	VRK-SB1FF220JY	AA		J	Resistor 22 1/32W Metal Composition
R8259	VRK-SB1FF220JY	AA		J	Resistor 22 1/32W Metal Composition
R8260	VRK-SB1FF220JY	AA		J	Resistor 22 1/32W Metal Composition
R8261	VRK-SB1FF220JY	AA		J	Resistor 22 1/32W Metal Composition
R8262	VRK-SB1FF220JY	AA		J	Resistor 22 1/32W Metal Composition
R8263	VRK-SB1FF220JY	AA		J	Resistor 22 1/32W Metal Composition
R8264	VRK-SB1FF220JY	AA		J	Resistor 22 1/32W Metal Composition
R8265	VRK-SB1FF220JY	AA		J	Resistor 22 1/32W Metal Composition
R8266	VRK-SB1FF220JY	AA		J	Resistor 22 1/32W Metal Composition
R8267	VRS-CZ1JF220JY	AA		J	Resistor 22 1/16W Metal Oxide
R8268	VRK-SB1FF680JY	AA		J	Resistor 68 1/32W Metal Composition
R8269	VRK-SB1FF220JY	AA		J	Resistor 22 1/32W Metal Composition
R8270	VRS-CZ1JF000JY	AA		J	Resistor 0 1/16W Metal Oxide
R8271	VRS-CZ1JF000JY	AA		J	Resistor 0 1/16W Metal Oxide
R8474	VRS-CZ1JF470JY	AA		J	Resistor 47 1/16W Metal Oxide
R8475	VRS-CZ1JF470JY	AA		J	Resistor 47 1/16W Metal Oxide
R8902	VRS-CZ1JF472JY	AA		J	Resistor 4.7k 1/16W Metal Oxide
R8903	VRS-CZ1JF472JY	AA		J	Resistor 4.7k 1/16W Metal Oxide
R8904	VRS-CZ1JF472JY	AA		J	Resistor 4.7k 1/16W Metal Oxide
R8905	VRS-CZ1JF472JY	AA		J	Resistor 4.7k 1/16W Metal Oxide
R8906	VRS-CZ1JF472JY	AA		J	Resistor 4.7k 1/16W Metal Oxide
R8907	VRS-TW2HPR33JY	AA		J	Resistor 0.33 1/2W Metal Oxide
R9003	VRS-CZ1JF103JY	AA		J	Resistor 10k 1/16W Metal Oxide
R9004	VRS-CJ1JF472JY	AA		J	Resistor 4.7k 1/16W Metal Oxide
R9007	VRS-CZ1JF103JY	AA		J	Resistor 10k 1/16W Metal Oxide
R9008	VRS-CZ1JF472JY	AA		J	Resistor 4.7k 1/16W Metal Oxide
R9009	VRS-CZ1JF472JY	AA		J	Resistor 4.7k 1/16W Metal Oxide
R9010	VRS-CZ1JF182JY	AA		J	Resistor 1.8k 1/16W Metal Oxide
R9011	VRS-CZ1JF182JY	AA		J	Resistor 1.8k 1/16W Metal Oxide
R9012	VRS-CJ1JF472JY	AA		J	Resistor 4.7k 1/16W Metal Oxide
R9013	VRS-CH1JF472JY	AA		J	Resistor 4.7k 1/16W Metal Oxide
R9014	VRS-CJ1JF472JY	AA		J	Resistor 4.7k 1/16W Metal Oxide
R9015	VRS-CZ1JF103JY	AA		J	Resistor 10k 1/16W Metal Oxide
R9016	VRS-CZ1JF103JY	AA		J	Resistor 10k 1/16W Metal Oxide
R9034	VRS-CZ1JF152JY	AA		J	Resistor 1.5k 1/16W Metal Oxide
R9035	VRS-CZ1JF152JY	AA		J	Resistor 1.5k 1/16W Metal Oxide
R9205	VRS-CH1JF104JY	AA		J	Resistor 100k 1/16W Metal Oxide
R9209	VRS-CZ1JF470JY	AA		J	Resistor 47 1/16W Metal Oxide
R9301	VRS-CZ1JF473JY	AA		J	Resistor 47k 1/16W Metal Oxide
R9302	VRS-CH1JF472JY	AA		J	Resistor 4.7k 1/16W Metal Oxide
R9305	VRS-CZ1JF472JY	AA		J	Resistor 4.7k 1/16W Metal Oxide
R9313	VRS-CZ1JF104JY	AA		J	Resistor 100k 1/16W Metal Oxide
R9314	VRS-CZ1JF272JY	AA		J	Resistor 2.7k 1/16W Metal Oxide
R9316	VRS-CZ1JF473JY	AA		J	Resistor 47k 1/16W Metal Oxide
R9317	VRS-CZ1JF472JY	AA		J	Resistor 4.7k 1/16W Metal Oxide
R9318	VRS-CZ1JF103JY	AA		J	Resistor 10k 1/16W Metal Oxide
R9319	VRS-CZ1JF472JY	AA		J	Resistor 4.7k 1/16W Metal Oxide
R9320	VRS-CZ1JF472JY	AA		J	Resistor 4.7k 1/16W Metal Oxide
R9321	VRS-CZ1JF472JY	AA		J	Resistor 4.7k 1/16W Metal Oxide
R9322	VRS-CZ1JF472JY	AA		J	Resistor 4.7k 1/16W Metal Oxide
R9324	VRS-CZ1JF102JY	AA		J	Resistor 1k 1/16W Metal Oxide
R9325	VRS-CZ1JF000JY	AA		J	Resistor 0 1/16W Metal Oxide
R9501	VRS-CZ1JF510FY	AA		J	Resistor 51 1/16W Metal Oxide
R9502	VRS-CZ1JF510FY	AA		J	Resistor 51 1/16W Metal Oxide
R9503	VRS-CZ1JF510FY	AA		J	Resistor 51 1/16W Metal Oxide
R9504	VRS-CZ1JF510FY	AA		J	Resistor 51 1/16W Metal Oxide
R9508	VRS-CZ1JF000JY	AA		J	Resistor 0 1/16W Metal Oxide
R9509	VRS-CZ1JF562FY	AA		J	Resistor 5.6k 1/16W Metal Oxide
R9510	VRS-CK1JJ470JY	AA		J	Resistor 47 1/16W Metal Oxide
R9511	VRS-CZ1JF470JY	AA		J	Resistor 47 1/16W Metal Oxide
R9512	VRS-CK1JJ470JY	AA		J	Resistor 47 1/16W Metal Oxide
R9515	VRS-CZ1JF470JY	AA		J	Resistor 47 1/16W Metal Oxide
R9516	VRS-CZ1JF470JY	AA		J	Resistor 47 1/16W Metal Oxide

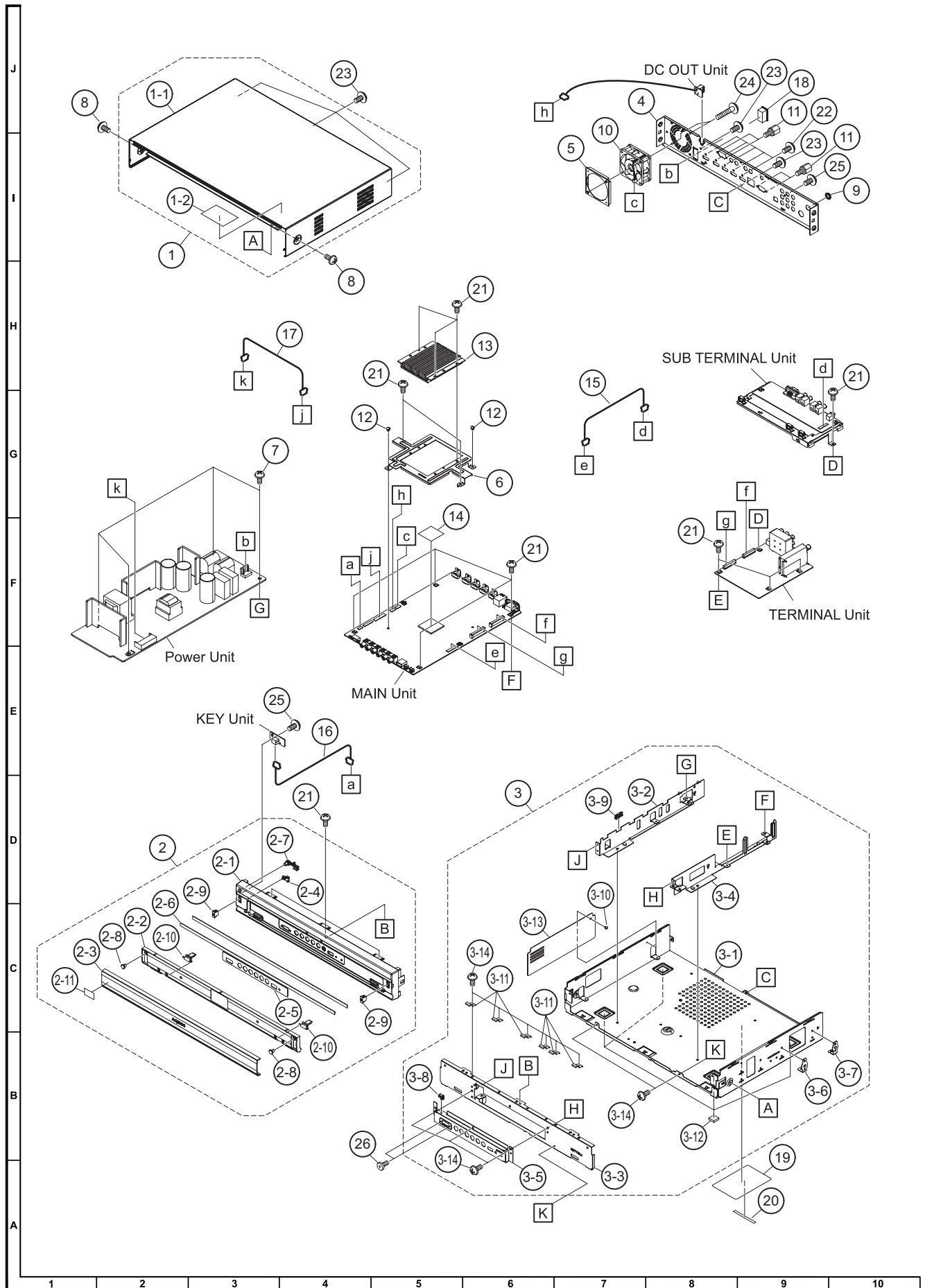
NO.	PARTS CODE	PRICE RANK	NEW MARK	PART DELIVERY	DESCRIPTION
[4] DUNTKE760FE01(MAIN Unit)					
R9517	VRS-CZ1JF000JY	AA		J	Resistor 0 1/16W Metal Oxide
R9518	VRS-CZ1JF392FY	AA		J	Resistor 3.9k 1/16W Metal Oxide
R9519	VRS-CZ1JF470JY	AA		J	Resistor 47 1/16W Metal Oxide
R9520	VRS-CZ1JF470JY	AA		J	Resistor 47 1/16W Metal Oxide
R9522	VRS-CK1JJ470JY	AA		J	Resistor 47 1/16W Metal Oxide
R9523	VRS-CZ1JF103FY	AB		J	Resistor 10k 1/16W Metal Oxide
R9524	VRS-CZ1JF103FY	AB		J	Resistor 10k 1/16W Metal Oxide
R9525	VRS-CZ1JF101FY	AA		J	Resistor 100 1/16W Metal Oxide
R9526	VRS-CZ1JF470JY	AA		J	Resistor 47 1/16W Metal Oxide
R9527	VRS-CZ1JF470JY	AA		J	Resistor 47 1/16W Metal Oxide
R9528	VRS-CK1JJ470JY	AA		J	Resistor 47 1/16W Metal Oxide
R9529	VRS-CK1JJ470JY	AA		J	Resistor 47 1/16W Metal Oxide
R9530	VRS-TV1JD471JY	AA		J	Resistor 470 1/10W Metal Oxide
R9531	VRS-CZ1JF101FY	AA		J	Resistor 100 1/16W Metal Oxide
R9532	VRS-CZ1JF472FY	AA		J	Resistor 4.7k 1/16W Metal Oxide
R9533	VRS-CZ1JF101FY	AA		J	Resistor 100 1/16W Metal Oxide
R9601	VRS-CZ1JF222JY	AA		J	Resistor 2.2k 1/16W Metal Oxide
R9602	VRS-CZ1JF473FY	AA		J	Resistor 47k 1/16W Metal Oxide
R9603	VRS-CZ1JF562JY	AA		J	Resistor 5.6k 1/16W Metal Oxide
R9604	VRS-CZ1JF823JY	AA		J	Resistor 82k 1/16W Metal Oxide
R9605	VRS-CZ1JF393JY	AA		J	Resistor 39k 1/16W Metal Oxide
R9606	VRS-CZ1JF224JY	AA		J	Resistor 220k 1/16W Metal Oxide
R9607	VRS-CZ1JF122JY	AA		J	Resistor 1.2k 1/16W Metal Oxide
R9608	VRS-CZ1JF473FY	AA		J	Resistor 47k 1/16W Metal Oxide
R9609	VRS-CZ1JF472JY	AA		J	Resistor 4.7k 1/16W Metal Oxide
R9610	VRS-CZ1JF682JY	AA		J	Resistor 6.8k 1/16W Metal Oxide
R9611	VRS-CZ1JF473FY	AA		J	Resistor 47k 1/16W Metal Oxide
R9612	VRS-CZ1JF472JY	AA		J	Resistor 4.7k 1/16W Metal Oxide
R9613	VRS-CZ1JF223JY	AA		J	Resistor 22k 1/16W Metal Oxide
R9614	VRS-CZ1JF103FY	AB		J	Resistor 10k 1/16W Metal Oxide
R9615	VRS-CZ1JF390JY	AA		J	Resistor 39 1/16W Metal Oxide
R9616	VRS-CZ1JF223FY	AA		J	Resistor 22k 1/16W Metal Oxide
R9617	VRS-CZ1JF102JY	AA		J	Resistor 1k 1/16W Metal Oxide
R9620	VRS-CZ1JF472JY	AA		J	Resistor 4.7k 1/16W Metal Oxide
R9621	VRS-CZ1JF103FY	AB		J	Resistor 10k 1/16W Metal Oxide
R9622	VRS-CZ1JF123FY	AA		J	Resistor 12k 1/16W Metal Oxide
R9623	VRS-CZ1JF821JY	AA		J	Resistor 820 1/16W Metal Oxide
R9625	VRS-CZ1JF103FY	AB		J	Resistor 10k 1/16W Metal Oxide
R9629	VRS-CZ1JF103FY	AB		J	Resistor 10k 1/16W Metal Oxide
R9641	VRS-CZ1JF472JY	AA		J	Resistor 4.7k 1/16W Metal Oxide
R9642	VRS-CZ1JF103FY	AB		J	Resistor 10k 1/16W Metal Oxide
R9643	VRS-CZ1JF273FY	AA		J	Resistor 27k 1/16W Metal Oxide
R9644	VRS-CZ1JF472JY	AA		J	Resistor 4.7k 1/16W Metal Oxide
R9645	VRS-CZ1JF390JY	AA		J	Resistor 39 1/16W Metal Oxide
R9646	VRS-CZ1JF4R7JY	AA		J	Resistor 4.7 1/16W Metal Oxide
R9647	VRS-CZ1JF4R7JY	AA		J	Resistor 4.7 1/16W Metal Oxide
R9648	VRS-CZ1JF390JY	AA		J	Resistor 39 1/16W Metal Oxide
R9649	VRS-CZ1JF390JY	AA		J	Resistor 39 1/16W Metal Oxide
R9650	VRS-CZ1JF4R7JY	AA		J	Resistor 4.7 1/16W Metal Oxide
R9701	VRS-CZ1JF220JY	AA		J	Resistor 22 1/16W Metal Oxide
R9702	VRS-CZ1JF472JY	AA		J	Resistor 4.7k 1/16W Metal Oxide
R9703	VRS-CZ1JF103FY	AB		J	Resistor 10k 1/16W Metal Oxide
R9704	VRS-CZ1JF472JY	AA		J	Resistor 4.7k 1/16W Metal Oxide
R9705	VRS-CZ1JF102JY	AA		J	Resistor 1k 1/16W Metal Oxide
R9706	VRS-CZ1JF563JY	AA		J	Resistor 56k 1/16W Metal Oxide
R9707	VRS-CZ1JF682JY	AA		J	Resistor 6.8k 1/16W Metal Oxide
R9708	VRS-CZ1JF103FY	AB		J	Resistor 10k 1/16W Metal Oxide
R9709	VRS-CZ1JF103FY	AB		J	Resistor 10k 1/16W Metal Oxide
R9711	VRS-CZ1JF104JY	AA		J	Resistor 100k 1/16W Metal Oxide
R9712	VRS-CZ1JF104JY	AA		J	Resistor 100k 1/16W Metal Oxide
R9713	VRS-CZ1JF104JY	AA		J	Resistor 100k 1/16W Metal Oxide
R9714	VRS-TV2BDR10JY	AA		J	Resistor 0.10 1/8W Metal Oxide
R9715	VRS-CZ1JF000JY	AA		J	Resistor 0 1/16W Metal Oxide
R9716	VRS-CZ1JF472JY	AA		J	Resistor 4.7k 1/16W Metal Oxide
R9736	VRS-CZ1JF103JY	AA		J	Resistor 10k 1/16W Metal Oxide
R9738	VRS-CZ1JF104JY	AA		J	Resistor 100k 1/16W Metal Oxide
R9739	VRS-CZ1JF273JY	AA		J	Resistor 27k 1/16W Metal Oxide
R9740	VRS-CZ1JF273JY	AA		J	Resistor 27k 1/16W Metal Oxide
R9741	VRS-CZ1JF473JY	AA		J	Resistor 47k 1/16W Metal Oxide
R9745	VRS-TV2BDR10JY	AA		J	Resistor 0.10 1/8W Metal Oxide
R9746	VRS-TV2BDR18JY	AA		J	Resistor 0.18 1/8W Metal Oxide
S2001	QSW-K0095CEZZ	AB		J	Switch
SC1501	QSOCZA149WJQZY	AF		J	Socket 23pin(TMDS INPUT1)
SC1601	QSOCZA072WJZZQ	AH		J	Socket 23pin(TMDS INPUT2)
SC1602	QSOCZA072WJZZQ	AH		J	Socket 23pin(TMDS INPUT3)
SC1701	QSOCZA072WJZZQ	AH		J	Socket 23pin(TMDS INPUT4)
SC1702	QSOCZA072WJZZQ	AH		J	Socket 23pin(TMDS INPUT5)
SC2201	QSOONA719WJZZ	AF		J	Socket 17pin
SC2202	QCNCWA251WJZZY	AH		J	Connector 23pin(MA)
SC2203	QCNCWA251WJZZY	AH		J	Connector 23pin(MB)
SC4501	QSOCZA072WJZZQ	AH		J	Socket 23pin
SG1501	RH-VXA187WJQZY	AB		J	Spark Gap EZAEG2A50AX
SG1502	RH-VXA187WJQZY	AB		J	Spark Gap EZAEG2A50AX
SG1503	RH-VXA187WJQZY	AB		J	Spark Gap EZAEG2A50AX
SG1504	RH-VXA187WJQZY	AB		J	Spark Gap EZAEG2A50AX

NO.	PARTS CODE	PRICE RANK	NEW MARK	PART DELIVERY	DESCRIPTION
[4] DUNTKE760FE01(MAIN Unit)					
SG1505	RH-VXA187WJQZY	AB		J	Spark Gap EZAEG2A50AX
SG1506	RH-VXA187WJQZY	AB		J	Spark Gap EZAEG2A50AX
SG1507	RH-VXA187WJQZY	AB		J	Spark Gap EZAEG2A50AX
SG1508	RH-VXA187WJQZY	AB		J	Spark Gap EZAEG2A50AX
SG1601	RH-VXA187WJQZY	AB		J	Spark Gap EZAEG2A50AX
SG1602	RH-VXA187WJQZY	AB		J	Spark Gap EZAEG2A50AX
SG1603	RH-VXA187WJQZY	AB		J	Spark Gap EZAEG2A50AX
SG1604	RH-VXA187WJQZY	AB		J	Spark Gap EZAEG2A50AX
SG1607	RH-VXA187WJQZY	AB		J	Spark Gap EZAEG2A50AX
SG1608	RH-VXA187WJQZY	AB		J	Spark Gap EZAEG2A50AX
SG1609	RH-VXA187WJQZY	AB		J	Spark Gap EZAEG2A50AX
SG1610	RH-VXA187WJQZY	AB		J	Spark Gap EZAEG2A50AX
SG1613	RH-VXA187WJQZY	AB		J	Spark Gap EZAEG2A50AX
SG1614	RH-VXA187WJQZY	AB		J	Spark Gap EZAEG2A50AX
SG1615	RH-VXA187WJQZY	AB		J	Spark Gap EZAEG2A50AX
SG1616	RH-VXA187WJQZY	AB		J	Spark Gap EZAEG2A50AX
SG1619	RH-VXA187WJQZY	AB		J	Spark Gap EZAEG2A50AX
SG1620	RH-VXA187WJQZY	AB		J	Spark Gap EZAEG2A50AX
SG1621	RH-VXA187WJQZY	AB		J	Spark Gap EZAEG2A50AX
SG1622	RH-VXA187WJQZY	AB		J	Spark Gap EZAEG2A50AX
SG1701	RH-VXA187WJQZY	AB		J	Spark Gap EZAEG2A50AX
SG1702	RH-VXA187WJQZY	AB		J	Spark Gap EZAEG2A50AX
SG1703	RH-VXA187WJQZY	AB		J	Spark Gap EZAEG2A50AX
SG1704	RH-VXA187WJQZY	AB		J	Spark Gap EZAEG2A50AX
SG1705	RH-VXA187WJQZY	AB		J	Spark Gap EZAEG2A50AX
SG1706	RH-VXA187WJQZY	AB		J	Spark Gap EZAEG2A50AX
SG1707	RH-VXA187WJQZY	AB		J	Spark Gap EZAEG2A50AX
SG1708	RH-VXA187WJQZY	AB		J	Spark Gap EZAEG2A50AX
SG1709	RH-VXA187WJQZY	AB		J	Spark Gap EZAEG2A50AX
SG1710	RH-VXA187WJQZY	AB		J	Spark Gap EZAEG2A50AX
SG1711	RH-VXA187WJQZY	AB		J	Spark Gap EZAEG2A50AX
SG1712	RH-VXA187WJQZY	AB		J	Spark Gap EZAEG2A50AX
SG1713	RH-VXA187WJQZY	AB		J	Spark Gap EZAEG2A50AX
SG1714	RH-VXA187WJQZY	AB		J	Spark Gap EZAEG2A50AX
SG1715	RH-VXA187WJQZY	AB		J	Spark Gap EZAEG2A50AX
SG1716	RH-VXA187WJQZY	AB		J	Spark Gap EZAEG2A50AX
SG4501	RH-VXA188WJQZY	AC		J	Varistor EZAEG3A50AV
SG4502	RH-VXA090WJZZY	AB		J	Varistor EZJZ1V800AA
SG4503	RH-VXA188WJQZY	AC		J	Varistor EZAEG3A50AV
SG4504	RH-VXA090WJZZY	AB		J	Varistor EZJZ1V800AA
SG4505	RH-VXA188WJQZY	AC		J	Varistor EZAEG3A50AV
SG4506	RH-VXA090WJZZY	AB		J	Varistor EZJZ1V800AA
SG4507	RH-VXA188WJQZY	AC		J	Varistor EZAEG3A50AV
SG4508	RH-VXA188WJQZY	AC		J	Varistor EZAEG3A50AV
SG4509	RH-VXA188WJQZY	AC		J	Varistor EZAEG3A50AV
SG4510	RH-VXA188WJQZY	AC		J	Varistor EZAEG3A50AV
SG4511	RH-VXA188WJQZY	AC		J	Varistor EZAEG3A50AV
SG8001	RH-VXA187WJQZY	AB		J	Spark Gap EZAEG2A50AX
SG8002	RH-VXA187WJQZY	AB		J	Spark Gap EZAEG2A50AX
TH2001	VHHM1103J03-1Y	AC		J	Thermistor
X1401	RCRSCA145WJZZY	AE		J	Crystal
X1501	RCRSCA146WJZZY	AE		J	Crystal
X2001	RCRSC0032TAZZY	AG		J	Crystal
X2002	RF i LZA023WJQZY	AD		J	Crystal
X8001	RCRSCA167WJQZY	AG		J	Crystal
X9501	RCRSCA176WJQZY	AE		J	Crystal
[5] DUNTKE761FE01(TERMINAL Unit)					
C504	VCKYTV1CB105KY	AC		J	Capacitor 1 16V Ceramic
C506	VCKYTV1CB105KY	AC		J	Capacitor 1 16V Ceramic
C509	VCKYTV1CB105KY	AC		J	Capacitor 1 16V Ceramic
C511	VCKYTV1CB105KY	AC		J	Capacitor 1 16V Ceramic
C517	VCKYCY1EF104ZY	AA		J	Capacitor 0.1 25V Ceramic
C519	RC-KZA510WJPZY	AB		J	Capacitor 10 16V Ceramic
C520	VCKYCY1EF104ZY	AA		J	Capacitor 0.1 25V Ceramic
C522	RC-KZA339WJPZY	AB		J	Capacitor
C523	VCKYCY1EB103KY	AA		J	Capacitor 0.010 25V Ceramic
C524	RC-KZA510WJPZY	AB		J	Capacitor 10 16V Ceramic
C525	RC-KZA510WJPZY	AB		J	Capacitor 10 16V Ceramic
C1101	RC-KZA510WJPZY	AB		J	Capacitor 10 16V Ceramic
C1102	RC-KZA510WJPZY	AB		J	Capacitor 10 16V Ceramic
C1103	RC-KZA510WJPZY	AB		J	Capacitor 10 16V Ceramic
C1104	RC-KZA510WJPZY	AB		J	Capacitor 10 16V Ceramic
C1107	VCKYCY1HB102KY	AA		J	Capacitor 1000p 50V Ceramic
C1109	VCKYCY1HB103KY	AA		J	Capacitor 0.010 50V Ceramic
C1111	VCKYCY1HB103KY	AA		J	Capacitor 0.010 50V Ceramic
C1112	RC-KZA510WJPZY	AB		J	Capacitor 10 16V Ceramic
D501	VHEPZM12NB2-1Y	AC		J	Zener Diode PZM12NB2
D502	VHEPZM12NB2-1Y	AC		J	Zener Diode PZM12NB2
D503	VHEPZM12NB2-1Y	AC		J	Zener Diode PZM12NB2
D504	VHEPZM12NB2-1Y	AC		J	Zener Diode PZM12NB2
D505	VHEPZM12NB2-1Y	AC		J	Zener Diode PZM12NB2
D506	VHEPZM12NB2-1Y	AC		J	Zener Diode PZM12NB2
D507	VHEPZM12NB2-1Y	AC		J	Zener Diode PZM12NB2
D508	VHEPZM12NB2-1Y	AC		J	Zener Diode PZM12NB2

NO.	PARTS CODE	PRICE RANK	NEW MARK	PART DELIVERY	DESCRIPTION
[5] DUNTKE761FE01(TERMINAL Unit)					
D509	VHPGPFM513T-1	AH		J	Diode PHOTODIODE
FB501	RBLN-0067TAZZY	AC		J	Balun BLN-0067TA
FB502	RBLN-0067TAZZY	AC		J	Balun BLN-0067TA
FB503	RBLN-0067TAZZY	AC		J	Balun BLN-0067TA
FB504	RBLN-0065TAZZY	AA		J	Balun BLN-0065TA
FB505	RBLN-0065TAZZY	AA		J	Balun BLN-0065TA
FB506	RBLN-0067TAZZY	AC		J	Balun BLN-0067TA
FB507	RBLN-0065TAZZY	AA		J	Balun BLN-0065TA
FB508	RBLN-0065TAZZY	AA		J	Balun BLN-0065TA
FB509	RBLN-0067TAZZY	AC		J	Balun BLN-0067TA
FB510	RBLN-0067TAZZY	AC		J	Balun BLN-0067TA
FB511	RBLN-0067TAZZY	AC		J	Balun BLN-0067TA
FB1101	RBLN-0252TAZZY	AA		J	Balun BLN-0252TA
FB1102	RBLN-0252TAZZY	AA		J	Balun BLN-0252TA
J501	QTANJA142WJZZ	AM	N	J	Terminal INPUT2
J502	QSOCDA020WJZZ	AC		J	Socket INPUT2
L501	VPCEM100MR70NY	AC		J	Coil Peaking 10µH
LUG501	QLUGHA006WJZZY	AC		J	Lug
LUG502	QLUGHA006WJZZY	AC		J	Lug
LUG503	QLUGHA006WJZZY	AC		J	Lug
LUG504	QLUGHA006WJZZY	AC		J	Lug
P501	QCNCMA250WJZZ	AE		J	Connector 23pin(MB)
P1101	QCNCMA250WJZZ	AE		J	Connector 23pin(MA)
Q506	VS2SC2712Y/-1Y	AB		J	Transistor 2SA1162-Y(TE85L,F)/(T5L,F,T)
Q507	VS2SC2712Y/-1Y	AB		J	Transistor 2SA1162-Y(TE85L,F)/(T5L,F,T)
Q1101	VS2SC2712Y/-1Y	AB		J	Transistor 2SA1162-Y(TE85L,F)/(T5L,F,T)
Q1102	VS2SC2712Y/-1Y	AB		J	Transistor 2SA1162-Y(TE85L,F)/(T5L,F,T)
Q1103	VS2SC2712Y/-1Y	AB		J	Transistor 2SA1162-Y(TE85L,F)/(T5L,F,T)
R503	VRS-CY1JF102JY	AA		J	Resistor 1k 1/16W Metal Oxide
R505	VRS-CY1JF221JY	AA		J	Resistor 220 1/16W Metal Oxide
R506	VRS-CY1JF104JY	AA		J	Resistor 100k 1/16W Metal Oxide
R507	VRS-CY1JF221JY	AA		J	Resistor 220 1/16W Metal Oxide
R508	VRS-CY1JF104JY	AA		J	Resistor 100k 1/16W Metal Oxide
R509	VRS-CY1JF102JY	AA		J	Resistor 1k 1/16W Metal Oxide
R511	VRS-CY1JF221JY	AA		J	Resistor 220 1/16W Metal Oxide
R512	VRS-CY1JF104JY	AA		J	Resistor 100k 1/16W Metal Oxide
R513	VRS-CY1JF221JY	AA		J	Resistor 220 1/16W Metal Oxide
R514	VRS-CY1JF104JY	AA		J	Resistor 100k 1/16W Metal Oxide
R515	VRS-CY1JF102JY	AA		J	Resistor 1k 1/16W Metal Oxide
R517	VRS-CZ1JF000JY	AA		J	Resistor 0 1/16W Metal Oxide
R518	VRS-CZ1JF000JY	AA		J	Resistor 0 1/16W Metal Oxide
R519	VRS-TQ2BD750JY	AA		J	Resistor 75 1/8W Metal Oxide
R520	VRS-CY1JF102JY	AA		J	Resistor 1k 1/16W Metal Oxide
R521	VRS-TQ2BD750JY	AA		J	Resistor 75 1/8W Metal Oxide
R522	VRS-CZ1JF220JY	AA		J	Resistor 22 1/16W Metal Oxide
R523	VRS-CZ1JF000JY	AA		J	Resistor 0 1/16W Metal Oxide
R536	VRS-CZ1JF000JY	AA		J	Resistor 0 1/16W Metal Oxide
R537	VRS-CZ1JF000JY	AA		J	Resistor 0 1/16W Metal Oxide
R548	VRS-CZ1JF104JY	AA		J	Resistor 100k 1/16W Metal Oxide
R549	VRS-CZ1JF104JY	AA		J	Resistor 100k 1/16W Metal Oxide
R550	VRS-CZ1JF104JY	AA		J	Resistor 100k 1/16W Metal Oxide
R551	VRS-CZ1JF104JY	AA		J	Resistor 100k 1/16W Metal Oxide
R552	VRS-TV1JD471JY	AA		J	Resistor 470 1/10W Metal Oxide
R553	VRS-TV1JD471JY	AA		J	Resistor 470 1/10W Metal Oxide
R554	VRS-CZ1JF000JY	AA		J	Resistor 0 1/16W Metal Oxide
R555	VRS-CZ1JF000JY	AA		J	Resistor 0 1/16W Metal Oxide
R1101	VRS-CY1JF470JY	AA		J	Resistor 47 1/16W Metal Oxide
R1102	VRS-CY1JF470JY	AA		J	Resistor 47 1/16W Metal Oxide
R1103	VRS-CY1JF683JY	AA		J	Resistor 68k 1/16W Metal Oxide
R1104	VRS-CY1JF101JY	AA		J	Resistor 100 1/16W Metal Oxide
R1105	VRS-CY1JF203JY	AA		J	Resistor 20k 1/16W Metal Oxide
R1106	VRS-CY1JF203JY	AA		J	Resistor 20k 1/16W Metal Oxide
R1107	VRS-CY1JF101JY	AA		J	Resistor 100 1/16W Metal Oxide
R1108	VRS-CY1JF151JY	AA		J	Resistor 150 1/16W Metal Oxide
R1109	VRS-CY1JF331JY	AA		J	Resistor 330 1/16W Metal Oxide
R1112	VRS-TV1JD102FY	AA		J	Resistor 1k 1/16W Metal Oxide
R1113	VRS-CY1JF123JY	AA		J	Resistor 12k 1/16W Metal Oxide
R1114	VRS-CY1JF392JY	AA		J	Resistor 3.9k 1/16W Metal Oxide
R1115	VRS-CY1JF101JY	AA		J	Resistor 100 1/16W Metal Oxide
R1118	VRS-CY1JF272JY	AA		J	Resistor 2.7k 1/16W Metal Oxide
R1119	VRS-CY1JF182JY	AA		J	Resistor 1.8k 1/16W Metal Oxide
R1120	VRS-CY1JF222JY	AA		J	Resistor 2.2k 1/16W Metal Oxide
R1121	VRS-CY1JF101JY	AA		J	Resistor 100 1/16W Metal Oxide
TU1101	RTUDAA027WJQZ	AY		J	Tuner
[6] DUNTKE837FE01(SUB TERMINAL Unit)					
C601	VCKYTV1CB105KY	AC		J	Capacitor 1 16V Ceramic
C602	VCKYCY1HB221KY	AA		J	Capacitor 220p 50V Ceramic
C603	VCKYCY1HB102KY	AA		J	Capacitor 1000p 50V Ceramic
C604	VCKYTV1CB105KY	AC		J	Capacitor 1 16V Ceramic
C605	VCKYCY1HB221KY	AA		J	Capacitor 220p 50V Ceramic
C606	VCKYCY1HB102KY	AA		J	Capacitor 1000p 50V Ceramic
C607	VCKYTV1CB105KY	AC		J	Capacitor 1 16V Ceramic
C608	VCKYTV1CB105KY	AC		J	Capacitor 1 16V Ceramic
C609	VCKYCY1HB102KY	AA		J	Capacitor 1000p 50V Ceramic

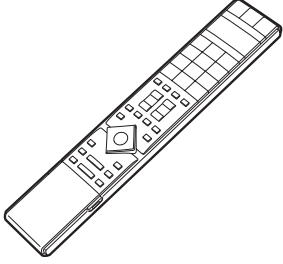

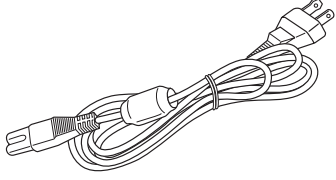
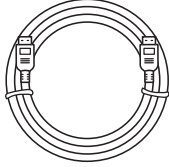
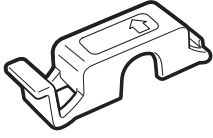


NO.	PARTS CODE	PRICE RANK	NEW MARK	PART DELIVERY	DESCRIPTION
[6] DUNTKE837FE01(SUB TERMINAL Unit)					
C610	VCCCCY1HH560JY	AB		J	Capacitor 56p 50V Ceramic
C611	VCKYTV1CB105KY	AC		J	Capacitor 1 16V Ceramic
C612	VCKYTV1CB105KY	AC		J	Capacitor 1 16V Ceramic
C613	VCCCCY1HH560JY	AB		J	Capacitor 56p 50V Ceramic
C614	VCKYCY1HB102KY	AA		J	Capacitor 1000p 50V Ceramic
D601	VHEPZM12NB2-1Y	AC		J	Zener Diode PZM12NB2
D602	VHEPZM12NB2-1Y	AC		J	Zener Diode PZM12NB2
FB601	RBLN-0083GEZZY	AB		J	Balun BLN-0083GE
FB602	RBLN-0083GEZZY	AB		J	Balun BLN-0083GE
FB603	RBLN-0254TAZZY	AB		J	Balun BLN-0254TA
FB604	RBLN-0062TAZZY	AB		J	Balun BLN-0062TA
FB605	RBLN-0062TAZZY	AB		J	Balun BLN-0062TA
FB606	RBLN-0065TAZZY	AA		J	Balun BLN-0065TA
FB607	RBLN-0065TAZZY	AA		J	Balun BLN-0065TA
FB608	RBLN-0062TAZZY	AB		J	Balun BLN-0062TA
FB609	RBLN-0062TAZZY	AB		J	Balun BLN-0062TA
J601	QJAKFA044WJZZ	AC		J	Jack OUTPUT
J602	QJAKFA044WJZZ	AC		J	Jack OUTPUT
J603	QJAKEA073WJZZ	AD		J	Jack OUTPUT
LUG602	QLUGHA006WJZZY	AC		J	Lug
LUG604	QLUGHA006WJZZY	AC		J	Lug
P601	QPLGNA335WJZZY	AD		J	Plug 15pin(VD)
R601	VRS-TV1JD101JY	AA		J	Resistor 100 1/10W Metal Oxide
R602	VRS-TV1JD101JY	AA		J	Resistor 100 1/10W Metal Oxide
R603	VRS-CY1JF102FY	AA		J	Resistor 1k 1/16W Metal Oxide
R604	VRS-CY1JF102FY	AA		J	Resistor 1k 1/16W Metal Oxide
R605	VRS-CY1JF104JY	AA		J	Resistor 100k 1/16W Metal Oxide
R606	VRS-CY1JF102FY	AA		J	Resistor 1k 1/16W Metal Oxide
R607	VRS-CY1JF102FY	AA		J	Resistor 1k 1/16W Metal Oxide
R608	VRS-CY1JF104JY	AA		J	Resistor 100k 1/16W Metal Oxide
R609	VRS-CY1JF221JY	AA		J	Resistor 220 1/16W Metal Oxide
R610	VRS-CY1JF104JY	AA		J	Resistor 100k 1/16W Metal Oxide
R611	VRS-CY1JF221JY	AA		J	Resistor 220 1/16W Metal Oxide
R612	VRS-CY1JF104JY	AA		J	Resistor 100k 1/16W Metal Oxide
R613	VRS-CY1JF104JY	AA		J	Resistor 100k 1/16W Metal Oxide
R614	VRS-CY1JF102FY	AA		J	Resistor 1k 1/16W Metal Oxide
R615	VRS-CY1JF102FY	AA		J	Resistor 1k 1/16W Metal Oxide
R616	VRS-CY1JF102FY	AA		J	Resistor 1k 1/16W Metal Oxide
R617	VRS-CY1JF102FY	AA		J	Resistor 1k 1/16W Metal Oxide
R618	VRS-CY1JF104JY	AA		J	Resistor 100k 1/16W Metal Oxide
SC601	QSOCNA718WJZZ	AE		J	Socket 11pin
N	LANGKB763WJFW	AK	N	J	Fixing Metal
N	LHLDWA143WJKZ	AC		J	Wire Holder, x3
N	CANGKB763WJ02	AL	N	J	Fixing Metal
N	XBPS730P06WS0	AA		J	Screw, x3

[7] CABINET PARTS



NO.	PARTS CODE	PRICE RANK	NEW MARK	PART DELIVERY	DESCRIPTION
[7] CABINET PARTS					
1	CCABAC188WJ02	AZ	N	J	Top Cabinet Ass'y
1-1	Not Available	-	-	-	Top Cabinet
1-2	TCAUZA345WJZZ	AG	N	J	Caution Label
2	CPNLCA245WJ01	BL	N	J	Front Panel Ass'y
2-1	Not Available	-	-	-	Front Panel
2-2	GDORFA223WJKB	AX	N	J	Door
2-3	HDECAA035WJSA	AX	N	J	Door Decoration
2-4	HDECQA943WJSA	AC	N	J	LED Decoration
2-5	HINDPC941WJKA	AF	N	J	Indication Seat
2-6	HINDPC976WJKA	AH	N	J	LED Indication Plate
2-7	JBTN-A735WJKA	AH	N	J	Button, Power
2-8	LBOS-A003WJZZ	AD	N	J	Door Boss, x2
2-9	LHLDZB295WJZZ	AE	N	J	Magnet, x2
2-10	MHNG-1072CEZZ	AH	N	J	Dumper, x2
2-11	TLABZA635WJZZ	AC	N	J	E-Star label
3	CCHSMA482WJ02	BE	N	J	Bottom Chassis Ass'y
3-1	Not Available	-	-	-	Bottom Chassis
3-2	LANGKB760WJFW	AH	N	J	Power Support Angle
3-3	LANGKB771WJFW	AL	N	J	Front Chassis P
3-4	LANGKB796WJFW	AK	N	J	Main PWB Support
3-5	LANGKB797WJFW	AK	N	J	Front Jack P
3-6	LANGKB820WJFW	AE	N	J	Fix Angle (T-F)
3-7	LANGKB833WJFW	AE	N	J	Fix Angle (T-B)
3-8	LHLDWA092WJZZ	AB	N	J	Wire Holder
3-9	LHLDWA135WJKZ	AB	N	J	Wire Holder
3-10	LX-LZA003WJZZ	AC	N	J	Nylon Rivet
3-11	MSPRPA121WJFW	AC	N	J	Spring Plate, x5
3-12	PSPAGA517WJZZ	AC	N	J	Foot Cushion, x4
3-13	PZETKA337WJZZ	AE	N	J	Insulation Sheet
3-14	XBPS730P06WS0	AA	N	J	Screw (3*8), x10
4	GCOVAD042WJSA	AW	N	J	Back Plate
5	LANGKB525WJFW	AF	N	J	Fan Angle
6	LANGKB798WJFW	AK	N	J	Radiator Fix Angle
7	LX-BZA202WJF7	AA	N	J	Screw, x4 (Power PWB)
8	LX-BZA230WJF8	AB	N	J	Screw (M3X6 BLACK), x2
9	LX-NZ3047GEZZ	AA	N	J	Screw (TUNER)
10	NFANRA084WJZZ	AT	N	J	Fan
11	NSFTZ0134CEFW	AD	N	J	Screw, x4 (RS232C PC)
12	PCLICA004WJKZ	AC	N	J	Rivet, x2 (ANG FIX)
13	PRDARA510WJFW	AX	N	J	Radiator
14	PSPA ZB596WJKZ	AL	N	J	Cooling Sheet
15	QCNW-H699WJQZ	AQ	N	J	Connecting Cord (VD)
16	QCNW-H700WJQZ	AF	N	J	Connecting Cord (KM)
17	QCNW-H701WJQZ	AG	N	J	Connecting Cord (PD)
18	QCNW-H728WJQZ	AL	N	J	AC Inlet Wire Ass'y
19	TLABMD186WJZZ	AH	N	J	Model Label
20	TLABNC714WJZZ	AE	N	J	Serial No. Label
21	XBPS730P06WS0	AA	N	J	Screw, x14 (PWB SCREW13/FROTOPANEL SCR1)
22	XBPS830P06000	AA	N	J	Screw, x5 (HDMI)
23	XBPS830P06WS0	AA	N	J	Screw (BACK-PLATE), x5
24	XBPS830P35JS0	AB	N	J	Screw, x2 (FAN)
25	XEBS930P10000	AA	N	J	Screw, x2 (RCA 1/LED 1)
26	XiPSN20P04000	AA	N	J	Screw, x2 (Front HDMI)

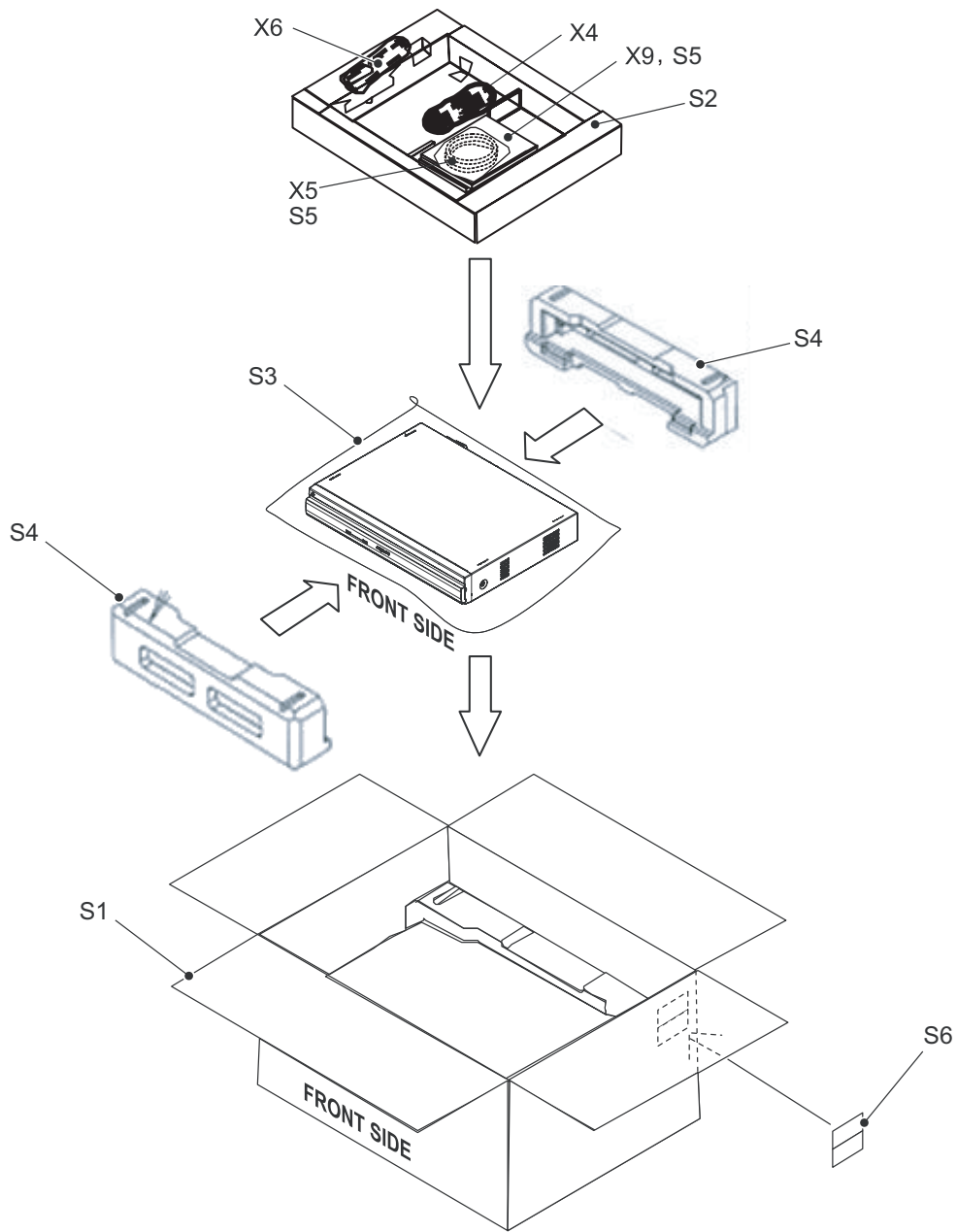
[8] SUPPLIED ACCESSORIES

<p>X6 Remote control unit (x1)</p> 	<p>X10 "AAA" size battery (x2)</p> 	<p>X4 AC cord (x1)</p> 
<p>X5 HDMI cable (x1)</p> 	<p>X2 HDMI cable holder (x1)</p> 	<p>X3 HDMI cable fixture/cushion (x1)</p> 
<p>X1 HDMI Clamp X7 Transition Note X8 Extended Warranty Card</p>		<p>X9 Operation manual (x1)</p> 

NO.	PARTS CODE	PRICE RANK	NEW MARK	PART DELIVERY	DESCRIPTION
[8] SUPPLIED ACCESSORIES					
X1	LHLDWA211WJZZ	AG		J	HDMI Clamp
X2	LHLDWA241WJKA	AE		J	HDMI Cable Holder
X3	PSPA2B840WJZZ	AB		J	HDMI Cushion
X4	QACCD A039WJPZ	AQ		J	AC Cord (AVC)
X5	QCNWGA127WJZZ	AV	N	J	HDMI Cable
X6	RRMCGA720WJSA	BR	N	J	Remote Control Unit
X7	TCAUZA349WJZZ	AG	N	J	Transition Note
X8	TGAN-B055WJZZ	AX	N	J	Extended Warranty Card
X9	TINS-D814WJZZ	BD	N	J	Operation Manual
X10	Not Available	-		-	"AAA" Size Batteries

△

[9] PACKING PARTS



NO.	PARTS CODE	PRICE RANK	NEW MARK	PART DELIVERY	DESCRIPTION
[9] PACKING PARTS					
S1	SPAKCE440WJZZ	-	N	-	Packing Case
S2	SPAKFB681WJZZ	-	N	-	Accessories Case
S3	SPAKPB179WJZZ	-	-	-	Wrapping Paper
S4	SPAKXC161WJZZ	-	N	-	Buffer Material
S5	SSAKA0170CEZZ	-	-	-	Polyethylene bag
S6	TLABK0001TAZZ	-	-	-	No. Label
[10] SERVICE JIGS					
N	QCNW-H939WJQZ	AX	N	J	Extension Cable (PM)
N	QCNW-G950WJQZ	BB	-	J	Extension Cable (VD)

SHARP

COPYRIGHT © 2008 BY SHARP CORPORATION

ALL RIGHTS RESERVED.

No Part of this publication may be reproduced, stored in a retrieval system, or transmitted in any form or by any means, electronic, mechanical, photocopying, recording, or otherwise, without prior written permission of the publisher.