

C.A.R. User's Manual

Table of Contents

- Introduction*..... 3**
 - What is C.A.R.? 3**
 - Features 3**
- System Requirements* 3**
 - Minimum System Requirements:..... 3**
- Install Instructions*..... 4**
- How to Use* 4**
 - Basics..... 4**
 - Login Menu..... 4**
 - Select Car Menu 5**
 - User Profile 5**
 - Active Rentals 6**
 - History..... 6**
 - Account Details..... 7**
 - Car Selection Settings..... 7**
- Credits*..... 8**
 - Analysis:..... 8**
 - Design: 8**
 - Programming: 8**
 - Graphics: 8**
 - Alpha Testing: 8**
 - Beta Testing:..... 8**

Introduction

What is C.A.R?

C.A.R. is a car rental service that aims to be the premiere car rental service. It was designed with the user in mind and is meant to be intuitive, useful, and incredibly efficient. Users will be amazed how easy it is to find any car they want and subsequently rent any car they find. Users will be able to create an account through the C.A.R application and can rest assured as their login credentials will be encrypted and the math used behind the scenes is known only to us.

Thank you for taking a ride with C.A.R!

Features

The features of the C.A.R include (but are not limited to):

1. Creating an account
2. Renting a car
3. Viewing active rentals
4. Search for rentals using filters
5. Logout properly
6. View account details
7. Login with a created account
8. Add a custom profile photo
9. (Admin) Add cars
10. (Admin) Remove cars

System Requirements

Minimum System Requirements:

OS: Any operating system that supports JRE 1.8 or later
CPU: Pentium 2 266 MHz processor on Windows
RAM: 120 MB
Hard Disk Space: ~160 KB of free disk space

Install Instructions

1. Start computer.
2. Go to <https://cameron1701.github.io/BaylorRPG/> and click “Download Zip” button.
3. Open the folder where the zip file is located.
4. Decompress the zip file to the desired location.
5. Open the *BaylorRPG-master* folder.
6. Open *target* folder.
7. Double click on “BearQuest-jar-with-dependencies” application and the game should start.

How to Use C.A.R

Basics

C.A.R. is a car rental service built around the idea of ease of use and making sure the user is never lost.

The application is used by first creating an account. To do so a user will need an email, user name, first name, last name, card number, and a password that has at least one special character and one capital letter.

Once an account is created users can do various actions as listed above. The primary use of this application is to rent cars this can be done via searching for cars that match the defined filters set by the user. If the user finds a car that matches their liking they will then have the option of renting the car.

Login Screen

The login screen is where the user can login using a previously created account or they will need to create one.

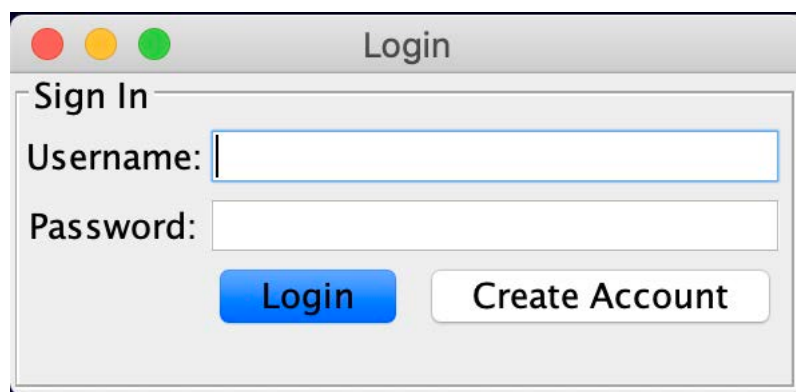
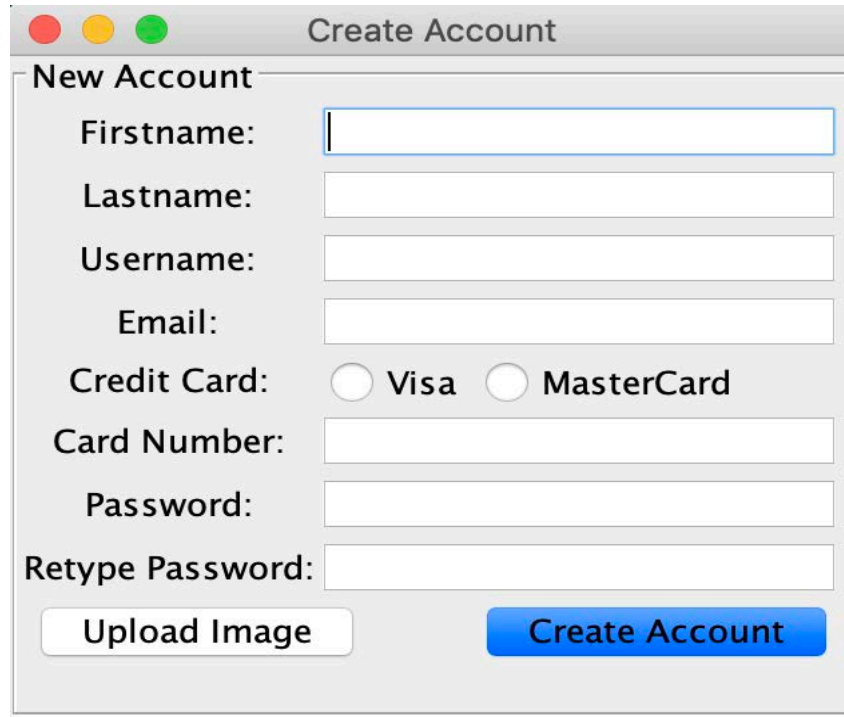


Figure 1: Login Menu screen

Create Account

The create account screen allows for a new user to create an account that can be used to login into the system and use the application in its entirety. New users will need to specify a First name, Last name, Email, Credit Card, Card number, and a password. The password will need to contain an uppercase character as well as a number and a special character. Users will also have the option of uploading an image to be used as their profile image, this is not mandatory.



Create Account

New Account

Firstname:

Lastname:

Username:

Email:

Credit Card: Visa MasterCard

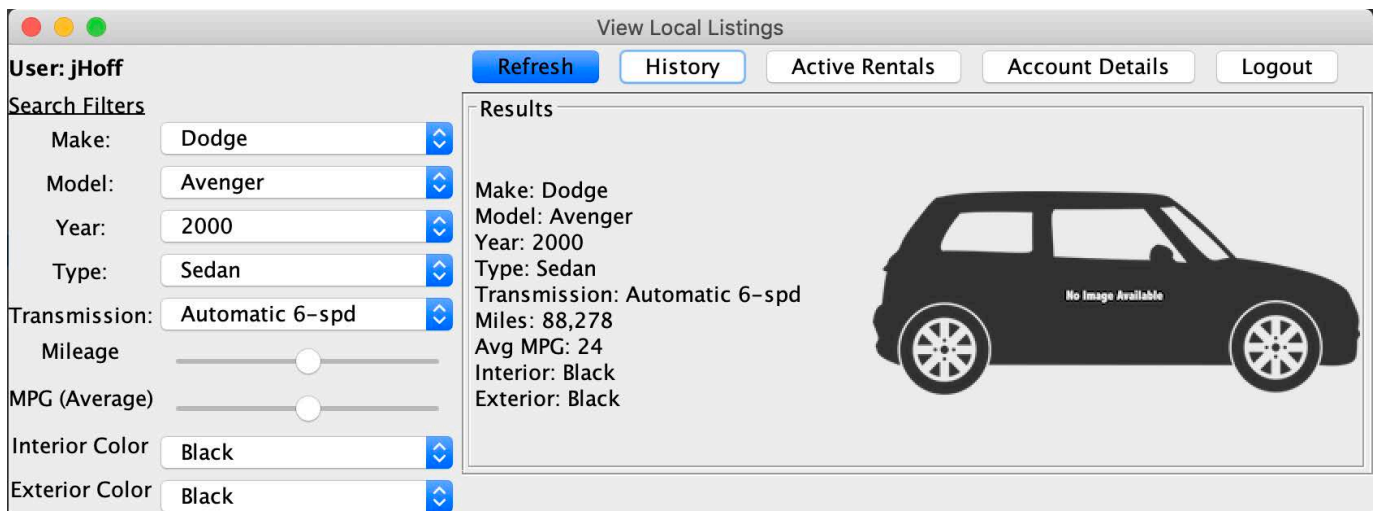
Card Number:

Password:

Retype Password:

View Local Listings(Home Screen)

This is the primary screen in which users will more than likely spend most of their time. On this screen users can apply filters to search for a car that will match their specifications. Filters can be applied via the drop-down menu allowing users the option of searching by many different filter options. From this screen users can navigate to the following screens History, Active Rentals, and Account Details.



View Local Listings

User: jHoff

Search Filters

Make: Dodge

Model: Avenger

Year: 2000

Type: Sedan

Transmission: Automatic 6-spd

Mileage:

MPG (Average):

Interior Color: Black

Exterior Color: Black

Results

Make: Dodge
Model: Avenger
Year: 2000
Type: Sedan
Transmission: Automatic 6-spd
Miles: 88,278
Avg MPG: 24
Interior: Black
Exterior: Black

No Image Available

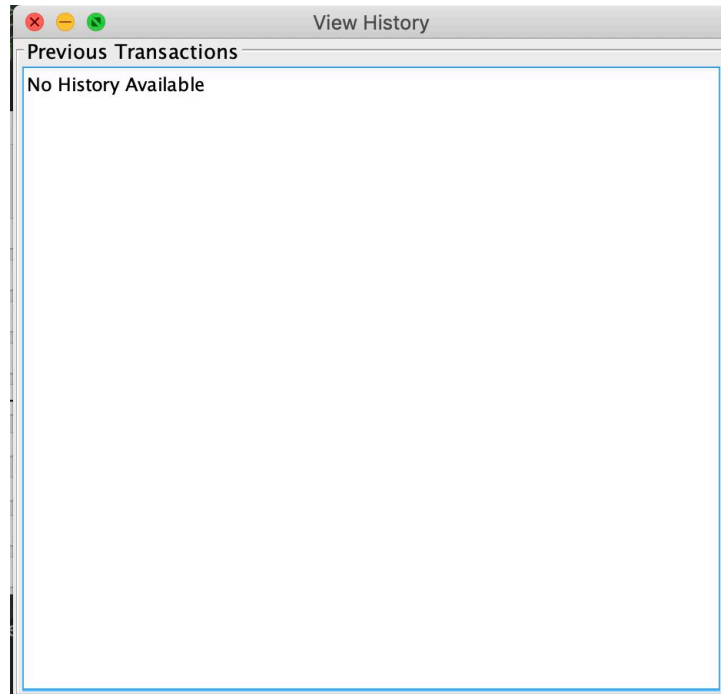
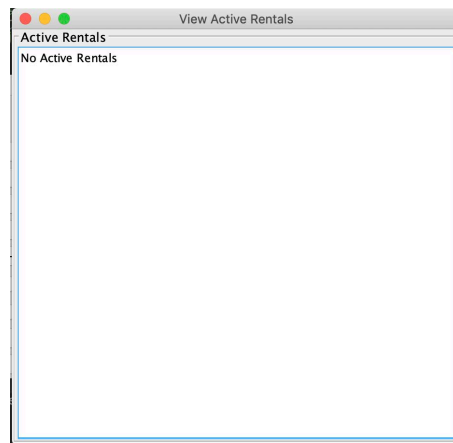


Figure 3: View History

View History

On this page users can view their previously rented cars. Allowing users to maintain a form of history in case they ever need something for their personal records and book keeping, this will allow them to do just that.



View Active Rentals

This page will allow users to view their currently rented cars. This is to allow users access to the knowledge that cars are rented under their name and this hopefully let them not make mistakes and rent more cars than intended.

Credits

Analysis:

Andrew Case
Maggie Burton
Mark Du
Matthew Darby
Weston Straw
Stevie Damrel

Design:

Andrew Case
Maggie Burton
Mark Du
Matthew Darby
Weston Straw
Stevie Damrel

Programming:

Andrew Case
Maggie Burton
Mark Du
Matthew Darby
Weston Straw
Stevie Damrel

Graphics:

Andrew Case
Maggie Burton
Mark Du
Matthew Darby
Stevie Damrel
Weston Straw

Alpha Testing:

Andrew Case
Maggie Burton
Mark Du
Matthew Darby
Stevie Damrel
Weston Straw
Cedric Boston
Anthony Solorio

Beta Testing:

Andrew Case
Maggie Burton
Mark Du
Matthew Darby
Stevie Damrel
Weston Straw