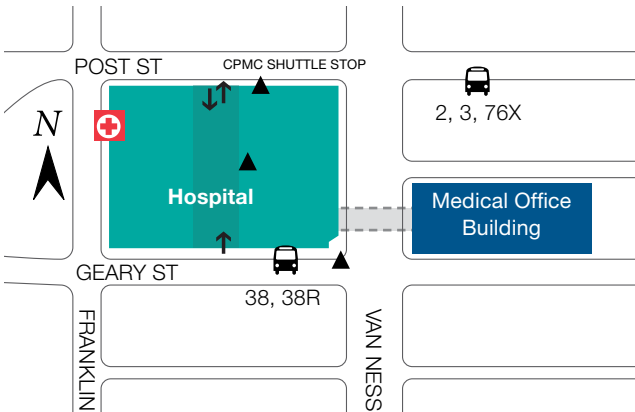








Van Ness Campus

1101 Van Ness Ave








Van Ness Entrance (L1)	7am–7pm Everyday	Badge after hours
Driveway (L2)	5am–8pm Mon–Fri 7am–7pm Sat–Sun	Open every day
Post Street Stairs (L2)	24 hours a day	Staff & Badge only
Post Street (L2)	7am–7pm	Badge after hours
Geary Street (L2)	24 hours a day	Staff & Badge only
Emergency	24 hours a day	Open every day
Chuck Williams Café (L2)	6:30am–6:30pm Mon–Fri 6:30am–2:30pm Sat–Sun	Closed after hours
Coffee Shop (L2)	6:00am–6:00pm Mon–Fri 6:30am–2:30pm Sat–Sun	Closed after hours
Loading Dock (L3) off Franklin Street	5am–8pm Mon–Fri	Other hours by appointment only
Newborn Connections 1100 Van Ness	10am–4pm Mon–Fri 10am–2pm Sat	Closed on Sunday
Walgreens Pharmacy 1301 Franklin Street	9am–9pm Mon–Fri 9am–5pm Sat 10am–6pm Sun	
CVS Pharmacy 1285 Sutter Street	9am–7pm Mon–Fri 10am–5pm Sat, Sun	

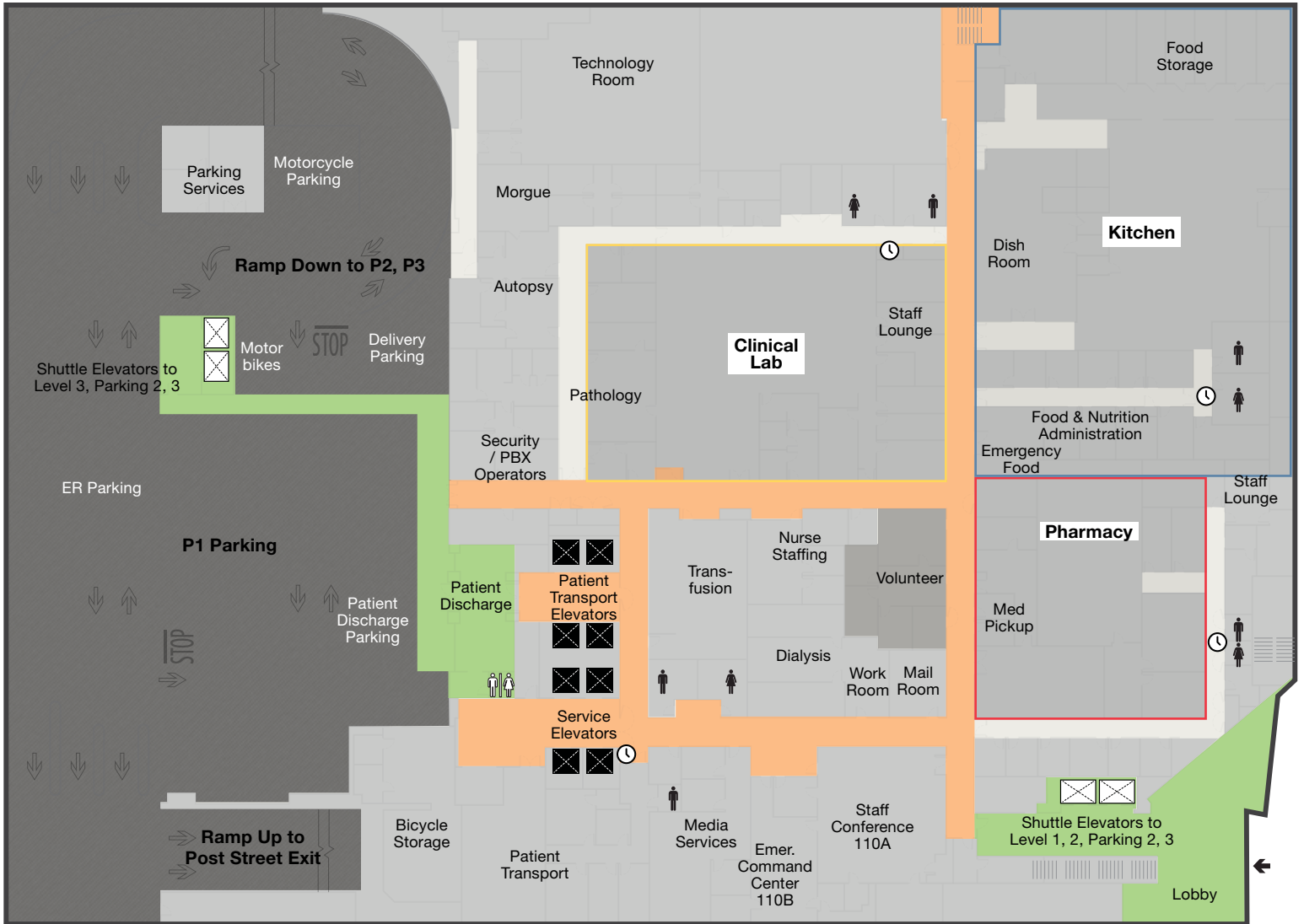


-  Main Hospital
-  Entrance
-  ER Entrance
-  Medical Office Building
-  Driveway Entrance
-  Underground Tunnel (Parking Level 3)

First Floor

- Bicycle Storage
- Blood Transfusion
- Emergency Command Center
- Food Prep
- Morgue
- Volunteer Offices

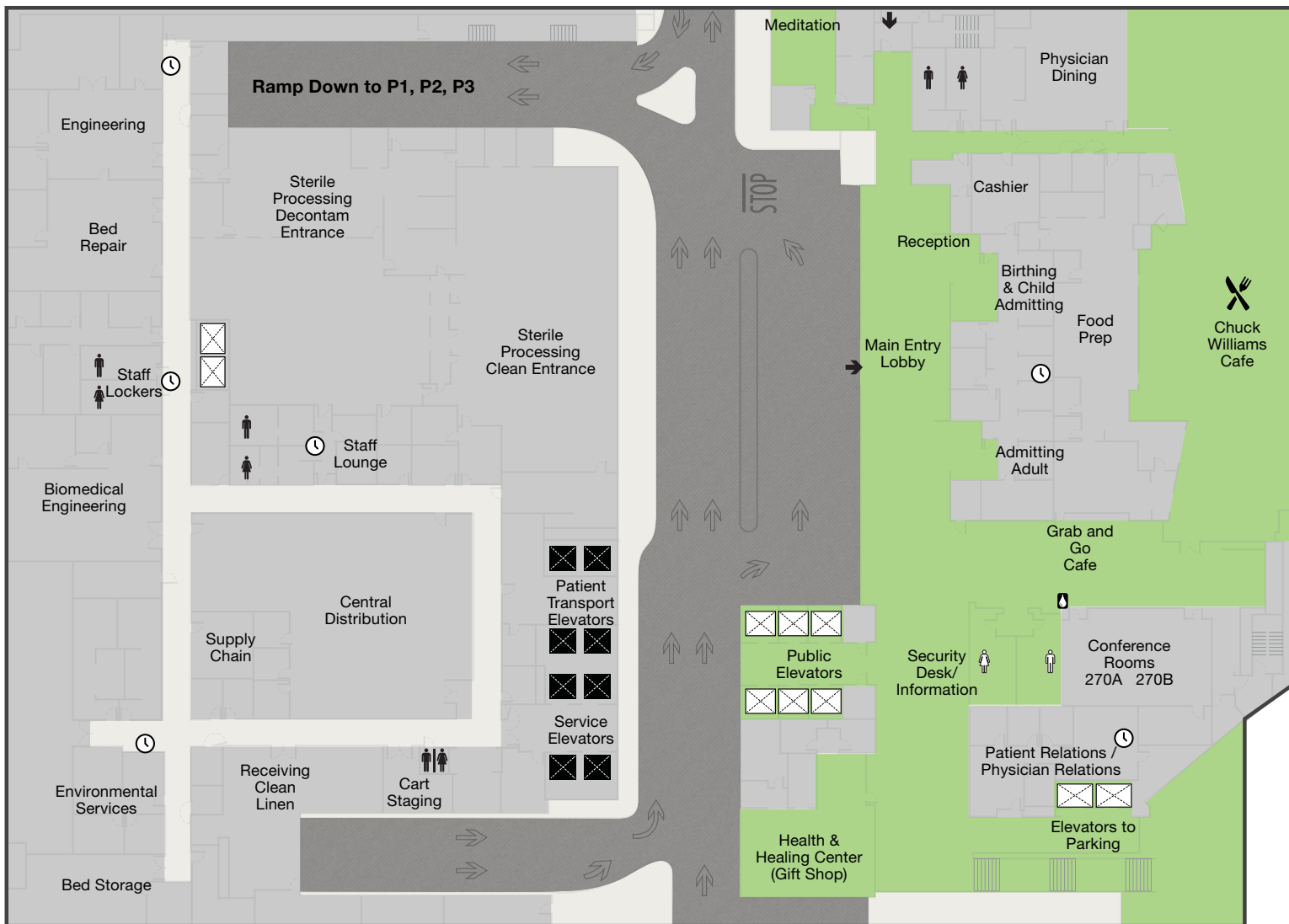
	Public		Water Fountain
	Limited		KRONOS
	Guest Restroom		Service Elevators
	Staff Only Restroom		Public Elevators



Second Floor







- Bed Repair
- Biomedical Engineering
- Cafeteria
- Cart Case Staging
- Chapel
- Conference Rooms
- Main Lobby
- Physician Dining

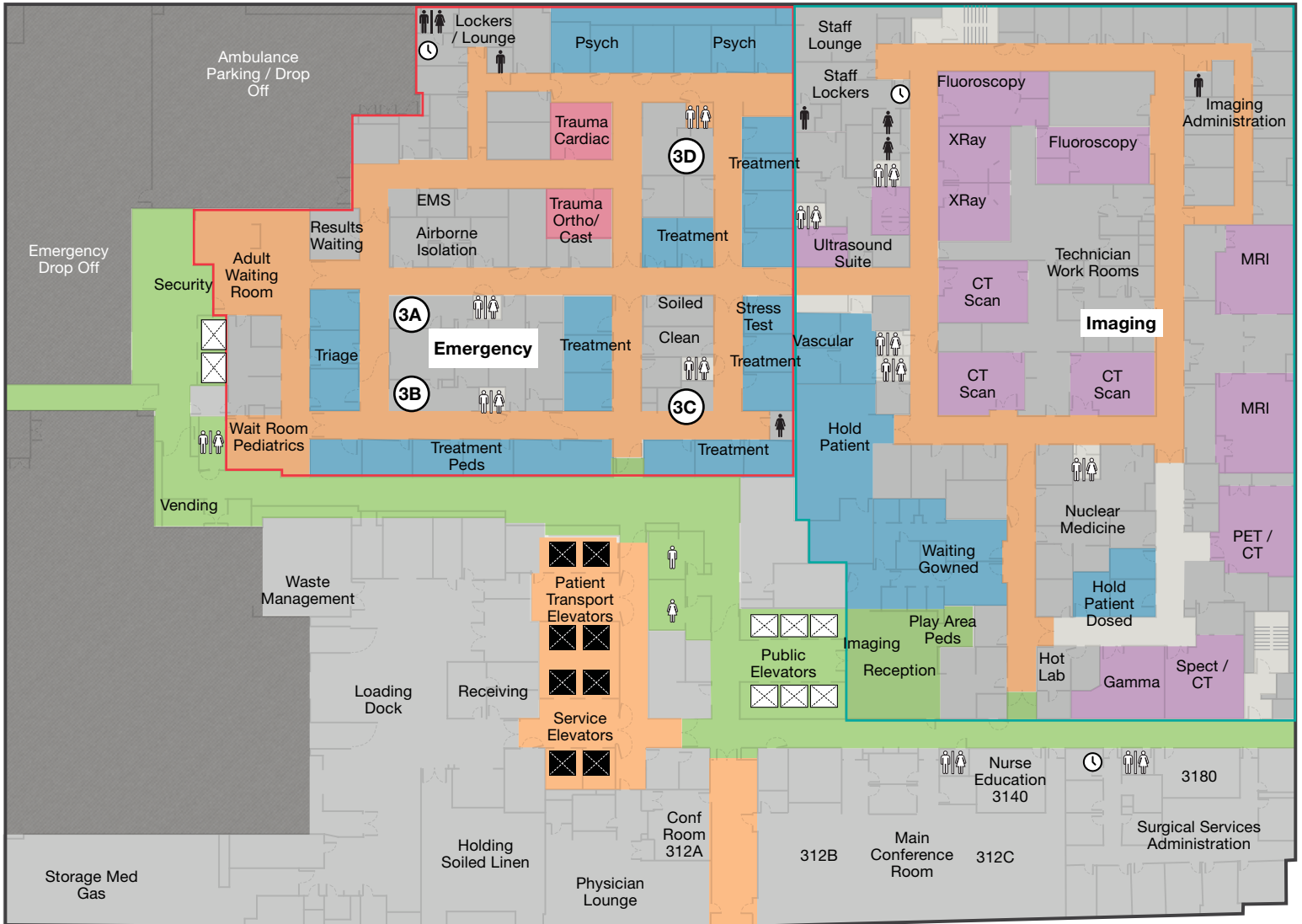
- Public
- Limited
- Guest Restroom
- Staff Only Restroom
- Water Fountain
- KRONOS
- Service Elevators
- Public Elevators



Third Floor






- Ambulance Parking
- Conference Rooms
- Imaging

■ Public	 Water Fountain
■ Limited	 KRONOS
 Guest Restroom	 Service Elevators
 Staff Only Restroom	 Public Elevators



Fourth Floor




- Interventional Services
- Cardiovascular
- Endoscopy
- Transplant

■ Public	 Water Fountain
■ Limited	 KRONOS
 Guest Restroom	 Service Elevators
 Staff Only Restroom	 Public Elevators



Fifth Floor




- Birthing Center
- OB Triage
- Outdoor Patio

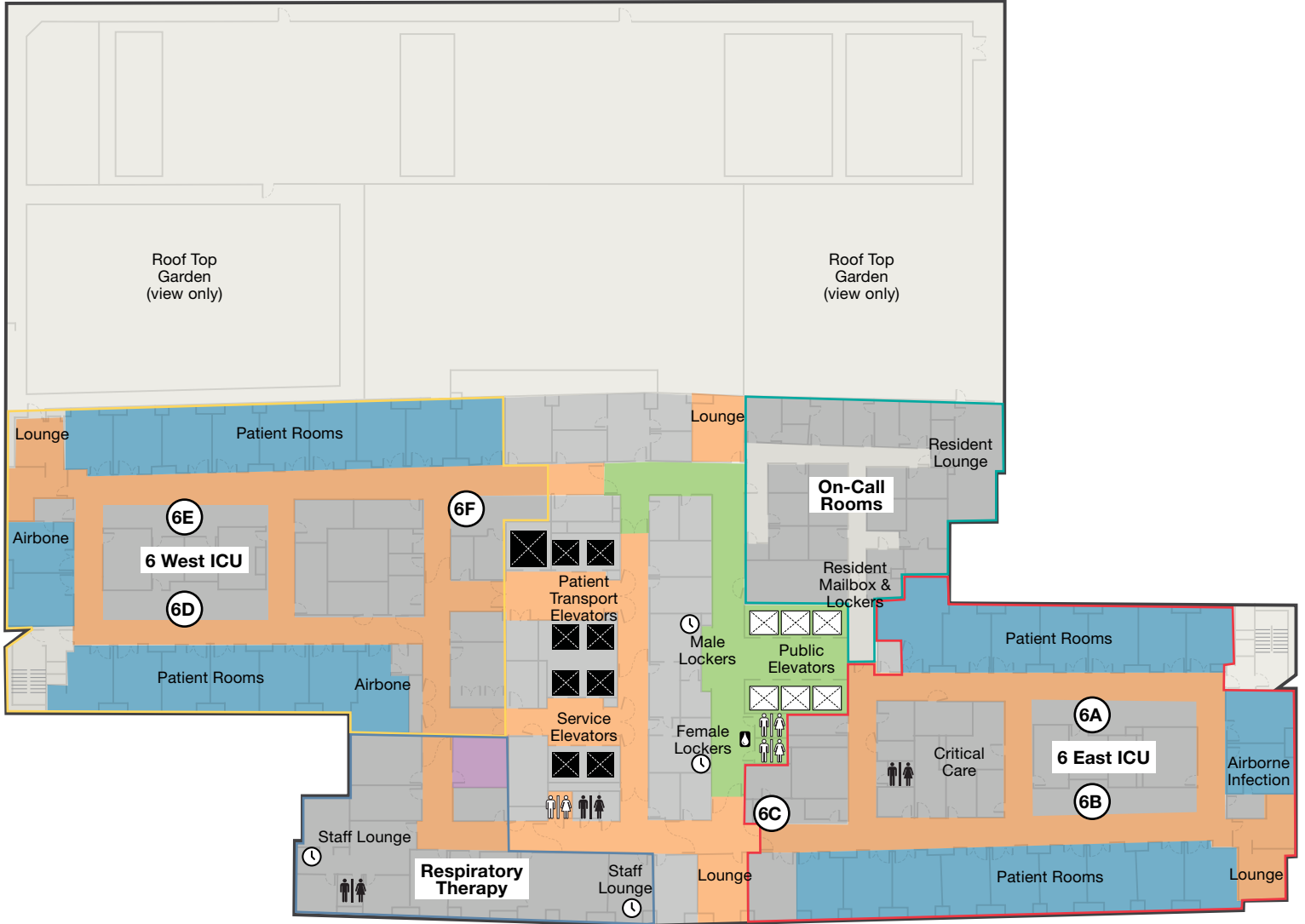
■ Public	 Water Fountain
■ Limited	 KRONOS
 Guest Restroom	 Service Elevators
 Staff Only Restroom	 Public Elevators



Sixth Floor

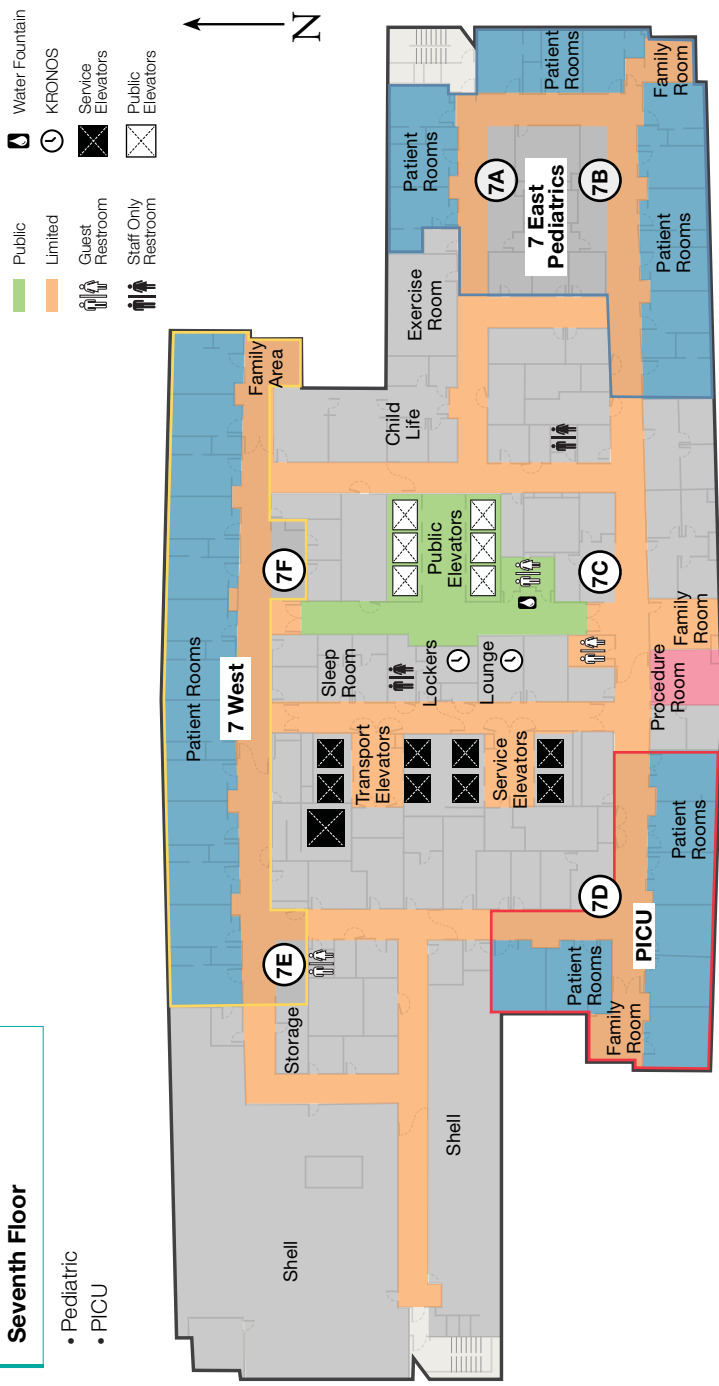
- Intensive Care Unit
- On-Call Rooms
- Respiratory Therapy

 Public	 Water Fountain
 Limited	 KRONOS
 Guest Restroom	 Service Elevators
 Staff Only Restroom	 Public Elevators



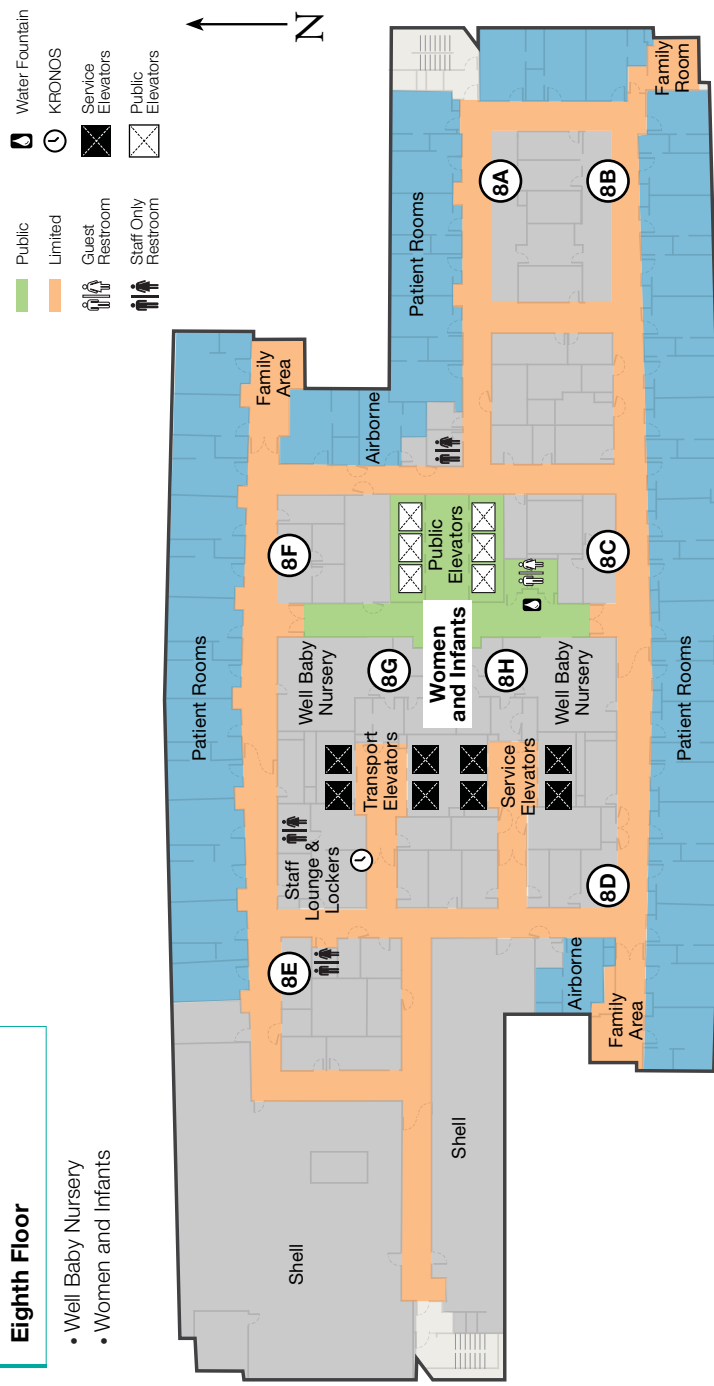
Seventh Floor

- Pediatric
- PICU



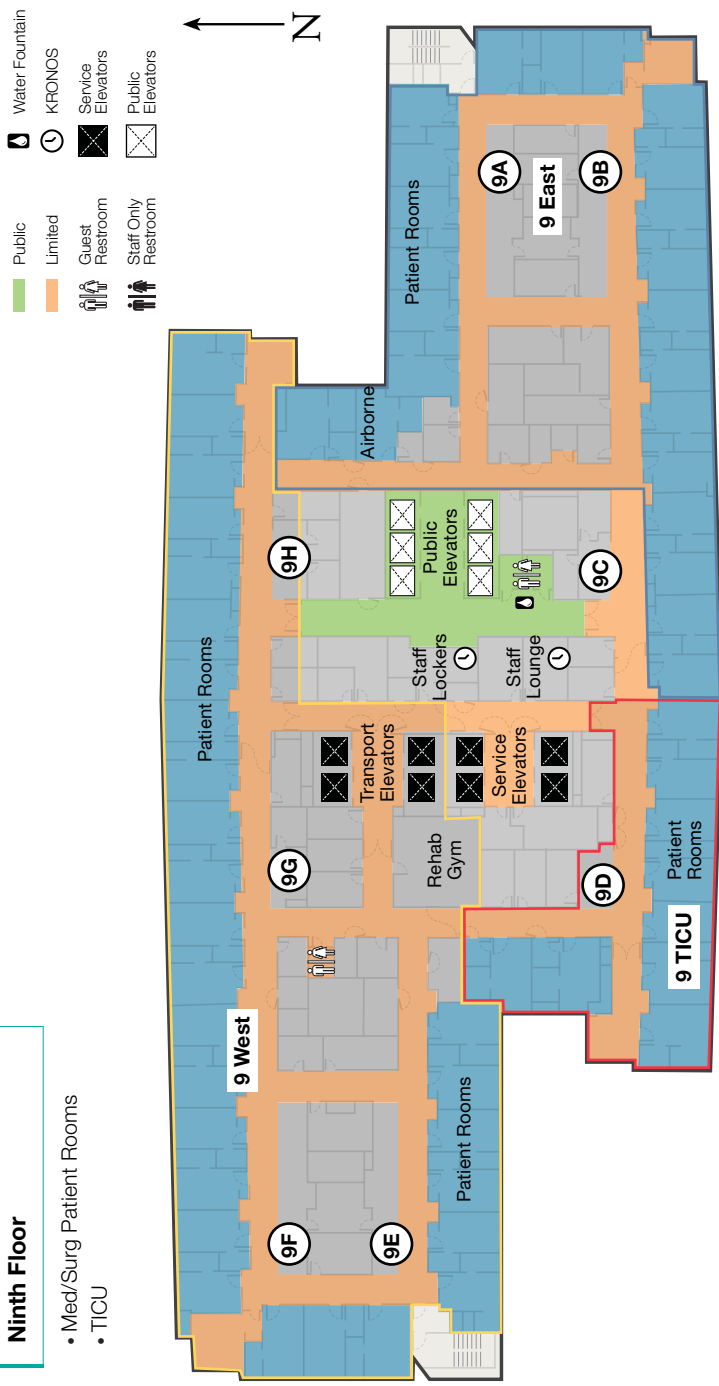
Eighth Floor

- Well Baby Nursery
- Women and Infants



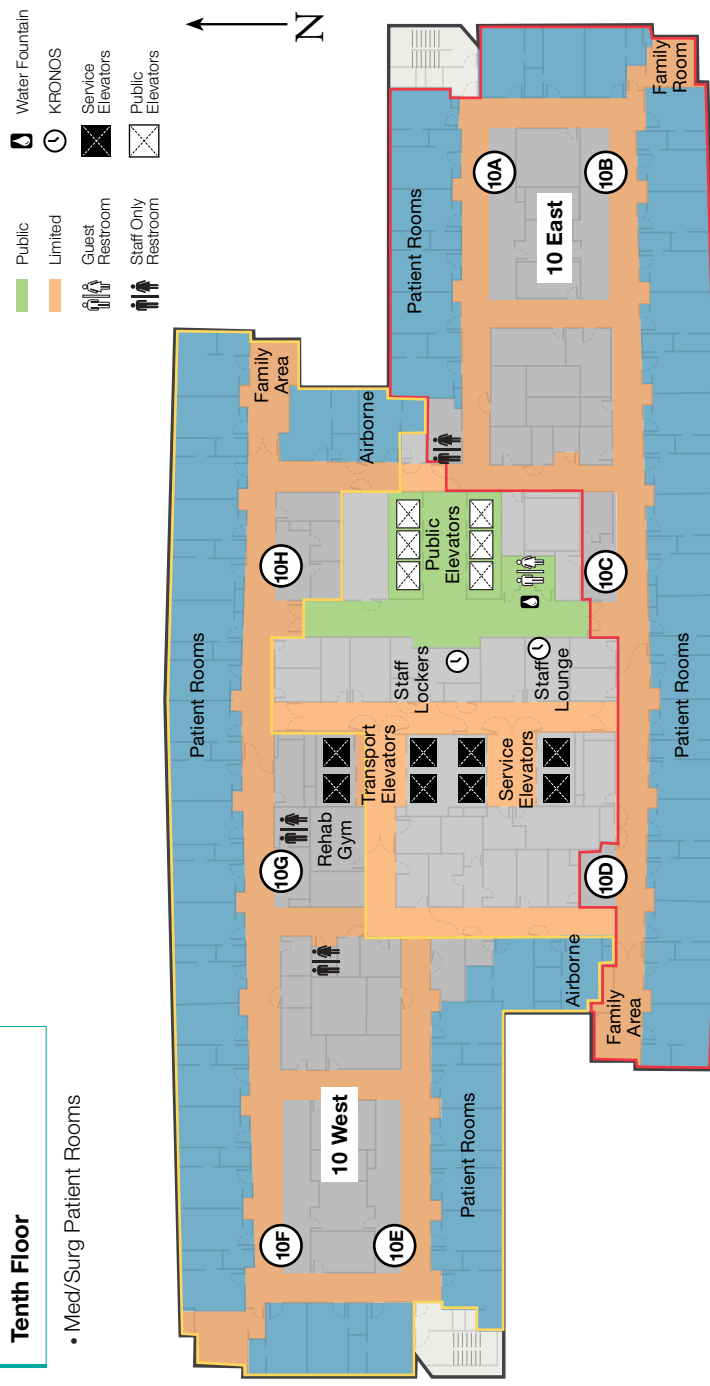
Ninth Floor

- Med/Surg Patient Rooms
- TICU



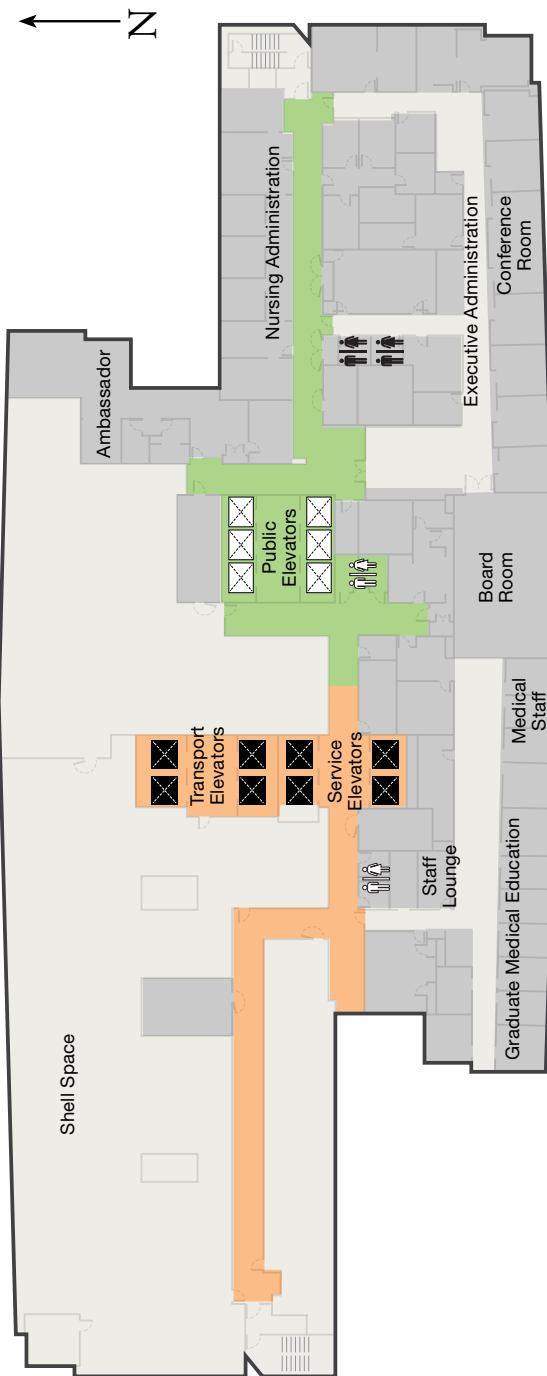
Tenth Floor

- Med/Surg Patient Rooms



Eleventh Floor

- Ambassador Services Suite
- Board Room
- Executive Administration



Access

Basic Access Examples

- All exterior doors with card readers
- All back of house space (hallways, etc.)
- Multi-disciplinary/Conf. Rooms
- Consult Rooms
- Locker Rooms
- Emergency Department
- Imaging Entrance
- Patient Floors (unless otherwise specified)
- Service Elevators

Restricted Access

- Administrative Suite
- Admitting
- Biomedical Engineering
- Clean/Soil Utility Room
- Clinical Lab
- Food and Nutrition Area
- Materials Mgmt/Supply Chain
- Medical Equipment Rooms
- Medrooms
- Morgue
- MRI Suites
- Nourishment Rooms
- Nursery/SCN
- PBX
- Pharmacy
- PT/OT Area
- Security
- SPD, OR, PACU/ACU

Badges Employees & Volunteers

- Badges must be worn at all times. Many doors and stairwells will require badge for entry.
- Registry staff will be required to show registry ID before being issued a badge. These need to be returned to charge nurse at end of shift.
- Please pay attention to your surroundings and ensure that no one enters behind you when badging in.
- If you **forgot your badge**, please go to the Security Office on the First Floor for a temporary badge.

Important Phone Numbers

Emergency 415-600-3333
Emergency Peds . . 415-600-4444
Main Hospital 415-600-6000
Security 415-600-0837

Admitting 415-600-3676
Administration 415-600-1458
Ambassador Suite . . 415-600-2600
Bed Control 415-600-1233
Biomed Engineering . 415-600-7900
Biomed Eng Internal . 415-600-8653
Cardiology (Non-Invasive) 415-600-8970
Case Management . . 415-600-3504
Cashier 415-600-8860
Central Distribution . . 415-600-2740
Chaplain 415-600-3741
Child Life Svcs. 415-600-0710
Clinical Lab 415-600-2200
Clinical Lab Internal . . 415-600-8770
CT 415-600-3232
CT Internal 415-600-8752
Dialysis (in-patient) . . 415-600-3273
Discharge Lounge . . 415-600-9425
Emergency 415-600-3333
Emergency Pediatrics 415-600-4444
ED Registration 415-600-3248
Food & Nutrition 415-600-3222
Food & Nutrition Intrnl 415-600-3224
Graduate Medical Ed 415-600-3324
Interpreter Services . . 415-600-2070
Loading Dock 415-600-8990
Main Hospital 415-600-6000
MRI 415-600-3674
MRI Internal 415-600-8751
Newborn Connections 415-600-2229
Nursing Admin 415-600-6509
Nursing Supervisor . . 415-600-1169
Parking Office 415-600-1986
Patient Access 415-600-3676
Patient Advocates . . . 855-711-9450
Patient Advocates Int. 415-600-8866
Patient Relations 415-600-3280
Pharmacy 415-600-3202
Pharmacy NICU 415-600-2110
Plant Operations 415-600-7900
Plant Operations Intrnl 415-600-6390
PT/OT/ST 415-600-3399
Radiology 415-600-3232
Radiology Internal . . . 415-600-8755
Respiratory 415-600-6589
Security 415-600-0837

Surgical Services 415-600-3288
Transport 415-600-4700
VNC Command Ctr. . . 415-600-9400
VNC Exec Cmd Ctr. . . 415-600-9410
VNC Patient Transition IS
 Command Center . 415-600-9500
VNC Patient Transition
 Issue Tracking 415-600-9510
Volunteer Services . . 415-600-3402

Nursing Stations

3 Emergency Adult . . 415-600-3333
3 Emergency Ped . . . 415-600-4444
4 ACU Pod 1 415-600-3480
4 ACU Pod 2 415-600-8980
4 GI/IES (control desk) 415-600-3478
4 GI/IES 415-600-3570
4 IR/CCL/EP (cntrl) . . 415-600-8900
4 OR. 415-600-3288
4 PACU 415-600-3482
5 Antepartum Testing 415-600-6232
5 Labor and Delivery . 415-600-6242
5 NICU 415-600-6211
6 ICU 415-600-3363
7 West 415-600-8870
7 East 415-600-0740
7 PICU 415-600-0720
8 Nursery 415-600-6434
8 Post Partum. 415-600-6437
9 East Med/Surg. . . . 415-600-8910
9 West Med/Surg . . . 415-600-8930
9 TICU 415-600-8920
10 East Med/Surg. . . 415-600-8810
10 West Med/Surg . . 415-600-8830

Need to dial an extension?

600 numbers use 6 plus last digits
ie. 415-600-0837 = 60837

The information in guide is current as of December 7 2018.
Check for updates at mysutter/bay/CPMC/new-campuses

To make revisions contact:
eric@ericgrossdesign.com