

PROCESSING OF THE DIBAL ADDUCT OF A PROLINE-DERIVED ESTER TO
GENERATE A SINGLE DIASTEREOMER OF AN ALLYL ALCOHOL FOR USE IN A
NOVEL SYNTHETIC METHOD FOR PYRROLIZIDINES

by

Yang Zhao

BS, Tsinghua University, 2002

Submitted to the Graduate Faculty of
University of Pittsburgh in partial fulfillment
of the requirements for the degree of
Master of Science

University of Pittsburgh

2005

UNIVERSITY OF PITTSBURGH
FACULTY OF ARTS AND SCIENCES

This dissertation was presented

by

Yang Zhao

It was defended on

December 8th, 2005

and approved by

Toby M. Chapman

Scott G. Nelson

Theodore Cohen
Dissertation Director

Advisor: Professor Theodore Cohen

PROCESSING OF THE DIBAL ADDUCT OF A PROLINE-DERIVED ESTER TO
GENERATE A SINGLE DIASTEREOMER OF AN ALLYL ALCOHOL FOR USE IN A
NOVEL SYNTHETIC METHOD FOR PYRROLIZIDINES

Yang Zhao, MS

University of Pittsburgh, 2005

Using the method of intramolecular carbolithiation in which the organolithium is generated by reductive lithiation of a phenyl thioether, annulations on to pyrrolidine derivatives have been accomplished to produce virtually enantiomerically and diastereomerically pure pyrrolizidines. However, the main part of the thesis involves mechanistic and theoretical studies of the highly diastereoselective process by which a key intermediate, (*S,S*)-2-pyrrolidinyl vinyl carbinol **6** used, in the synthesis of a hydroxylated pyrrolizidine, is generated from *N*-Boc-*L*-proline methyl ester.

The process involves the treatment of this ester with DIBAL at -78 °C, warming to -20 °C, cooling to -78 °C, and treatment with vinylmagnesium bromide. It was demonstrated that there is virtually no stereoselectivity when the vinylmagnesium bromide is added to the corresponding aldehyde in the presence of di-isobutylaluminum methoxide, the products expected if the DIBAL-ester adduct decomposes before Grignard addition. Further evidence that an aldehyde is not involved was obtained when it could not be detected by ¹H NMR in the solution after warm-up.

The theoretical study was designed to test a postulated mechanism in which a mixture of diastereomeric adducts **R1** and **R2** of DIBAL and the ester, generated at -78 °C, undergoes equilibration by reversible ionization of the methoxide ion when warmed and that the isomer **R1**

greatly predominates at equilibrium. Both diastereomers are believed to involve a seven-membered ring, afforded by coordination of the Al atom of the adduct with the carbonyl oxygen atom of the Boc group, fused to the pyrrolidine. Reaction of the diastereomer **R1** with vinylmagnesium bromide via a S_Ni mechanism would yield the observed diastereomer of the allylic alcohol.

Calculations do indeed predict that **R1** is substantially more stable than its diastereomer **R2** providing evidence for the mechanism. As a bonus, it has been discovered that the same high stereoselectivity can be attained without raising the temperature by adding a catalytic amount of the Lewis acid $ZnCl_2$ at $-78\text{ }^\circ\text{C}$; the Lewis acid probably aids the ionization of the methoxide ion thus increasing the rate of equilibration, providing an additional piece of evidence for the mechanism as well as simplifying the experimental procedure.

TABLE OF CONTENTS

PREFACE.....	xi
1. INTRODUCTION.....	1
2. PROCESSING OF THE DIBAL ADDUCT OF A PROLINE-DERIVED ESTER TO GENERATE A SINGLE DIASTEREOMER OF AN ALLYL ALCOHOL.....	2
2.1 Introduction.....	2
2.1.1. Previous work on the addition of Grignard reagents to DIBAL adducts of α - aminoester derivatives to generate β -amino secondary alcohols diastereoselectively.....	2
2.1.2. Mechanism study of DIBAL reduction followed by addition of organometallic to generate β -amino secondary alcohols diastereoselectively.....	7
2.2 Results and Discussions.....	12
2.2.1. Wide application of advanced ester DIBAL reduction/alkylation with organometallics.....	12
2.2.2. Mechanism study on advanced DIBAL reduction.....	18
2.2.3. Improvement in the advanced ester reduction/alkylation method.....	30
2.3 Conclusions.....	32
2.4 Experimental.....	34
3. ASYMMETRIC SYNTHESIS METHOD FOR NITROGEN HETEROCYCLES.....	40
3.1 Introduction.....	40

3.1.1. Background for methods to produce organolithiums by intramolecular carbolithiation	40
3.1.2. Lithium oxyanion effect in accelerating and exerting stereocontrol over intramolecular carbolithiation reactions.....	45
3.2 Results and Discussions.....	48
3.3 Conclusions.....	53
3.4 Experimental.....	54
APPENDIX A.....	59
B3LYP/6-31+G(d) Cartesian coordinates (Å) for optimized stationary points.....	59
APPENDIX B.....	62
Certain O-H distances (Å) between the oxygen atom on the MeO group and the hydrogens (H _A and H _B) on the 3 methylene group in H1 , H2 , M1 , M2 , R1 and R2	62
BIBLIOGRAPHY.....	63

LIST OF TABLES

Table 2.1 Total Energies of R1 and R2 calculated from different methods.....	24
Table 2.2 Distances between Al atom and O atoms in R1 and R2	25
Table 2.3 The energy and structure data of penta-coordinated structures for R1 or R2 after optimization.....	27
Table 2.4 Free energies of the optimized M , H and R by B3LYP/6-31+G*.....	30
Table 2.5 Distances between Al atom and O atoms in M , H and R by B3LYP/6-31+G*.....	30

LIST OF FIGURES

Figure 2.1 Several proposed transition states for stereoselective additions to protected amino aldehydes.....	9
Figure 2.2 Mechanistic hypotheses by Polt.....	11
Figure 2.3 NMR spectra for diastereomers 6 and 10	15
Figure 2.4 Predicted mechanism for the advanced ester reduction/alkylation of 5	22
Figure 2.5 Crystal structure data of tetra-coordinated aluminium compounds.....	26
Figure 2.6 R1 and R2 optimized by B3LYP/6-31+G*.....	26
Figure 2.7 Structures of H (H1 or H2), M (M1 or M2) and R (R1 or R2).....	28
Figure 2.8 M (M1 or M2) and H (H1 or H2) optimized by B3LYP/6-31+G*.....	29
Figure 3.1 Radical anion reducing agents.....	44

LIST OF SCHEMES

Scheme 1.1 Synthetic route of compound 4	1
Scheme 1.2 Synthetic route of compound 8 or 9	1
Scheme 2.1 Taguchi's reduction/alkylation of <i>N</i> -Boc- <i>L</i> -proline methyl ester 5	3
Scheme 2.2 Modified reduction/alkylation of <i>N</i> -Boc- <i>L</i> -proline methyl ester 5	3
Scheme 2.3 Advanced ester reduction/alkylation of Boc-(<i>S</i>)- methylalaninate 11 and addition of vinylmagnesium chloride to Boc-(<i>S</i>)-alaninal 14 by Ibuka, Fujii and Yamamoto.....	5
Scheme 2.4 Advanced ester reduction/alkylation of <i>N</i> -Boc protected amino acid methyl esters (15 and 18) and addition of vinylmagnesium chloride to <i>N</i> -Boc protected aminoaldehyde (21 and 24) by Angle.....	6
Scheme 2.5 DIBAL-reduction/alkylation of Schiff base esters to phenylpropanolamines.....	7
Scheme 2.6 Addition of different Grignard reagents to aldehydes.....	9
Scheme 2.7 Cram chelate model for initial hydride delivery to the ester.....	10
Scheme 2.8 Synthesis of <i>N</i> -Boc- <i>L</i> -proline methyl ester 5	12
Scheme 2.9 Advanced ester reduction/alkylation of <i>N</i> -Boc- <i>L</i> -proline methyl ester 5 by vinylmagnesiumbromide.....	13
Scheme 2.10 Advanced ester reduction of <i>N</i> -Boc- <i>L</i> -proline methyl ester 5 followed by organometallic addition.....	16
Scheme 2.11 Stereochemical assignments for amino alcohols.....	17
Scheme 2.12 Literature synthesis of 32 from β - hydroxy sulfoxide 41	18

Scheme 2.13 Mechanistic study on the advanced ester reduction/alkylation.....	21
Scheme 2.14 Advanced ester reduction/alkylation with Lewis acid catalyzed equilibration.....	32
Scheme 3.1 Intramolecular carbolithiation by halogen-lithium exchange.....	41
Scheme 3.2 Mechanism of iodide-lithium exchange.....	42
Scheme 3.3 Bailey's cyclization of a secondary alkylolithium.....	42
Scheme 3.4 Tin-lithium exchange in intramolecular carbolithiation.....	43
Scheme 3.5 Selenium-lithium exchange.....	43
Scheme 3.6 Mechanism of reductive lithiation.....	44
Scheme 3.7 Examples of earlier intramolecular carbolithiations by reductive lithiation.....	45
Scheme 3.8 Intramolecular carbolithianion reactions with a tertiary organolithium.....	46
Scheme 3.9 Intramolecular carbolithianion reactions with oxyanionic groups.....	46
Scheme 3.10 Intramolecular carbolithianion reaction with an oxyanionic group exo to the ring.....	47
Scheme 3.11 Intramolecular carbolithianion reaction with a <i>homo</i> allylic oxyanionic group.....	47
Scheme 3.12 Procedure to synthesize compound 1 through Beak's method.....	48
Scheme 3.13 Asymmetric deprotonation of <i>N</i> -Boc-pyrrolidine 50	49
Scheme 3.14 Asymmetric synthesis for pyrrolizidine 5	49
Scheme 3.15 Synthesis of 1-(phenylthiomethyl)pyrrolidine through S _N 2 reaction.....	50
Scheme 3.16 Intramolecular carbanionic cyclization.....	51
Scheme 3.17 Asymmetric synthesis for pyrrolizidine 10	51
Scheme 3.18 Unsuccessful methods to obtain Compound 57	53

PREFACE

I wish to express sincere gratitude to my advisor Dr. Cohen for his guidance, inspiration, and encouragement throughout my graduate program. This work could not have been done without Dr. Cohen expert advice and strong support. I also wish to warmly thank Dr. Cohen for his understanding and help on my personal issues.

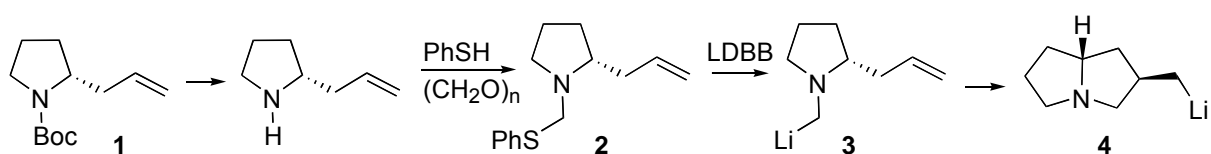
My sincere appreciation extends to my graduate committee members: Dr. Chapman and Dr. Nelson for critical review of my thesis and their invaluable assistance. I am grateful to Dr. Jordan for his help during the computation calculation.

My special thanks also go to my labmates, my friends and family who have supported me throughout my research.

Finally, this work is in memorial of Xueying Shan, my always beloved mom, who passed away last year in her early fifties. My mom is always the support of my life.

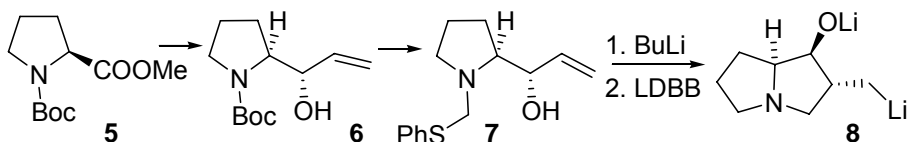
1. INTRODUCTION

The original goal of this research was the development of a new method of preparation of pyrrolizidines utilizing cyclization by intramolecular carbolithiation whereby the organolithium is prepared by reductive lithiation of phenyl thioethers by aromatic radical-anions.¹ For example in Scheme 1.1, the known compound **1** could be deprotected and converted to **2** which, upon reductive lithiation with the aromatic radical-anion lithium 4,4'-di-*tert*-butylbiphenylide (LDBB), would yield the organolithium **3** that would be expected to cyclize to **4**; the background for such a reaction scheme is given in Chapter 3.



Scheme 1.1 Synthetic route of compound **4**

The more functionalized pyrrolizidine **8** could arise from similar processing of the known allyl alcohol **6**, generated from the protected proline ester **5** by treatment with diisobutylaluminum hydride (DIBAL) at $-78\text{ }^\circ\text{C}$, warming the adduct to $-20\text{ }^\circ\text{C}$ and adding vinylmagnesium bromide (see Scheme 1.2).² A study of this type of stereoselective conversion of **5** to **6** is discussed in Chapter 2 while the cyclization of **7** is discussed in Chapter 3.



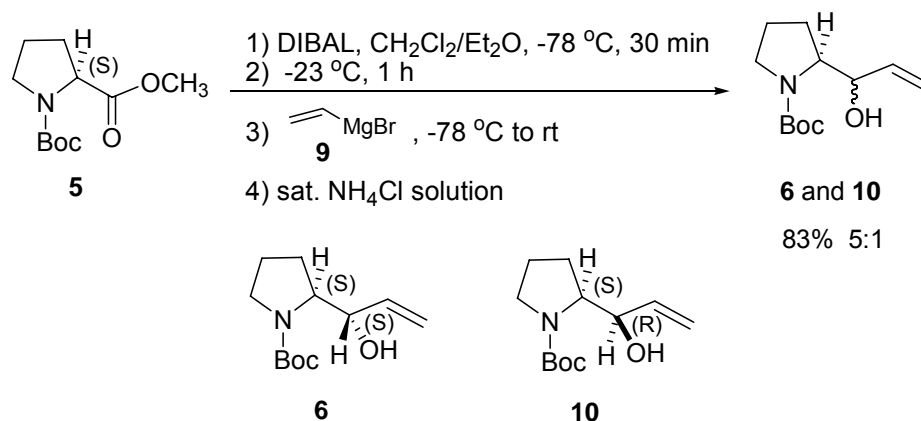
Scheme 1.2 Synthetic route for compound **8**

2. PROCESSING OF THE DIBAL ADDUCT OF A PROLINE-DERIVED ESTER TO GENERATE A SINGLE DIASTEREOMER OF AN ALLYL ALCOHOL

2.1. Introduction

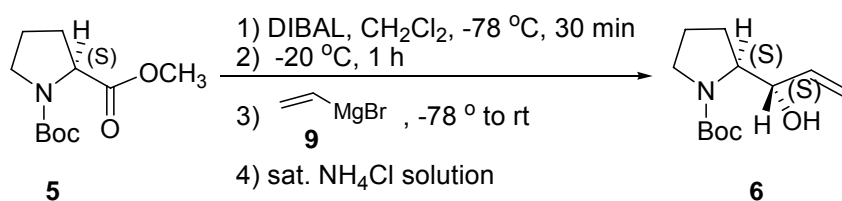
2.1.1. Previous work on the addition of Grignard reagents to DIBAL adducts of α -aminoester derivatives to generate β -amino secondary alcohols diastereoselectively

As mentioned in Chapter 1, we required vinyl 2-pyrrolidinyl alcohol **6** for our projected synthesis of pyrrolizidines. Taguchi² has reported the addition of vinylmagnesium bromide **9** to the DIBAL adduct of *N*-Boc-*L*-proline methyl ester with some diastereoselectivity. In his experiment, **5** was treated with DIBAL at -78 °C followed by a warm-up step to -23 °C before addition of the Grignard reagent at -78 °C as shown in Scheme 2.1. He obtained the β -amino secondary alcohol **6** (see Scheme 2.1) and its diastereomer in 83% yield and 5:1 diastereomer ratio as determined by the MTPA method. According to this method, the diastereomers were converted into the *S*- and *R*- 2-methoxy-2-trifluoromethylphenylacetic acid (MTPA) esters, which had different chemical shifts.²



Scheme 2.1 Taguchi's reduction/alkylation of *N*-Boc-*L*-proline methyl ester **5**

In our study, a similar reaction as shown in Scheme 2.2 was performed with a change in solvent and a minor change in temperature of the warm-up. We obtained one diastereomeric protected β -amino secondary alcohol **6** in 62% yield. The stereochemical assignment for secondary alcohol **6** is based on the NMR data of the two known diastereomers.³ The purified diastereomer ratio of **6** to **10** was found to be greater than 32 to 1 by NMR analysis of the crude product. This ratio is also consistent with the gas chromatographic (GC) analysis (see Experimental section).

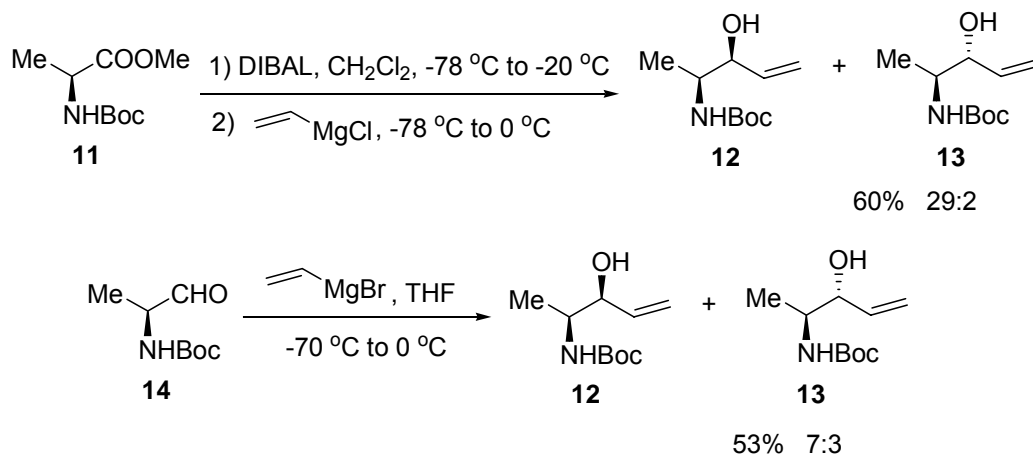


Scheme 2.2 Modified reduction/alkylation of *N*-Boc-*L*-proline methyl ester **5**

This high diastereoselectivity was very attractive. A literature search revealed that Taguchi was not the first to use the addition of an organometallic to the DIBAL adduct of an amino ester derivative to generate a β -amino secondary alcohol. The earliest work on this method was reported by Ibuka, Fujii, Yamamoto and co-workers.⁴

These authors observed a dramatically increased diastereoselectivity (29:2), as comparing to that 7:3 obtained from the reaction of the Grignard reagent to the corresponding aldehyde as starting material when *t*-Boc-protected methyl alaninate was treated sequentially with DIBAL and vinylmagnesium chloride (Scheme 2.3). In their report, it is notable that they creatively added a warm-up step from -78 °C to -20 °C before Grignard reagent treatment at -78 °C. This makes their method different from the previously used DIBAL reduction methods of derivatives of esters of α -amino acids when addition of DIBAL is directly followed by addition of the Grignard reagent without any warm-up.⁵ To simplify the later discussions, we call the method with a warm-up step after the addition of DIABL and before the addition of Grignard reagent “the advanced ester reduction/alkylation”.

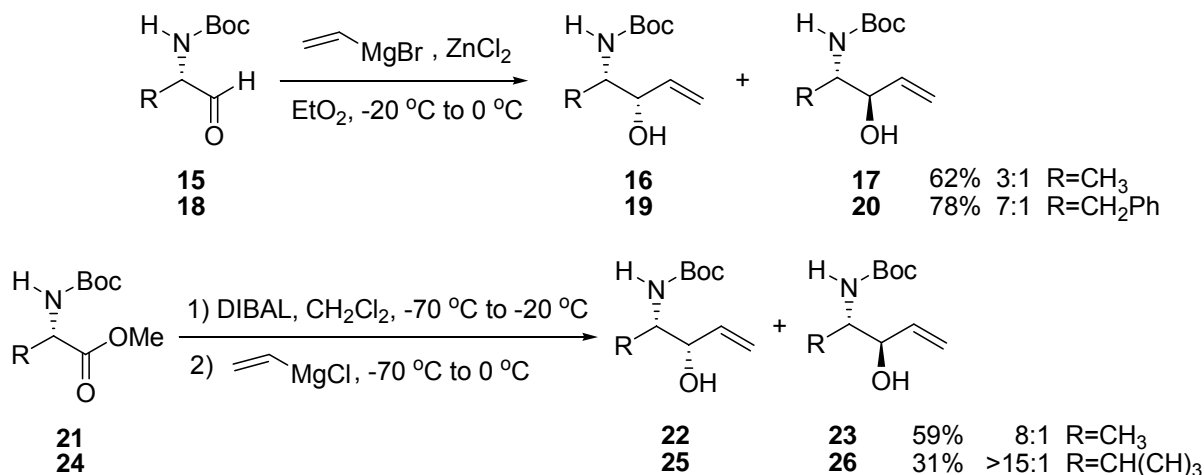
In their experiment (Scheme 2.3), *N*-Boc-(*S*)-methylalaninate **11** was first reduced by DIBAL at -78 °C and the reaction mixture was then warmed to -20 °C for 30 min. It was then re-cooled to -78 °C before the addition of vinylmagnesium chloride. This experimental procedure gave excellent diastereoselectivity. The diastereomer ratio was 29:2 for syn **12** and anti **13** allyl alcohols in 60% combined yield. This ratio is superior to that obtained from the reaction of Boc-(*S*)-alaninal **14** with vinylmagnesium bromide (THF, -70 °C to 0 °C). The latter gave a mixture (7:3) of syn and anti allyl alcohols in 53% combined yield.



Scheme 2.3 Advanced ester reduction/alkylation of Boc-(*S*)-methylalaninate **11** and addition of vinylmagnesium bromide to Boc-(*S*)-alaninal **14** by Ibuka, Fujii and Yamamoto⁴

Angle later also achieved high diastereoselectivity when he applied the advanced ester reduction/alkylation in the synthesis of β -amino secondary alcohols after he did not obtain ideal selectivity using aldehydes as starting material.⁶ Illustrated in the upper panel of Scheme 2.4 are two reactions starting from the aldehydes **15** and **18**. The desired amino alcohols **16** and **19** are the products of a chelation-controlled (cyclic Cram) addition to the aldehyde. The mechanism of the chelated transition state will be discussed in detail in section 2.1.2 (see (c) in Figure 2.1, R=CH₃). This reaction gave allyl alcohols in 62% yield as a 3:1 mixture of *syn*/*anti* diastereomers **16** and **17** when R=CH₃ and in 78% yield as a 7:1 mixture of *syn*/*anti* diastereomers **19** and **20** when R=CH₂Ph. However, when the advanced ester reduction/alkylation is used, they observed an enhancement in the stereoselectivity during the transformation of *N*-Boc-alanine methyl ester to amino alcohol in a one pot reaction upon the sequential addition of DIBAL and vinylmagnesium chloride. The advanced ester reduction/alkylation afforded allyl alcohol products in 59% yield as an 8:1 mixture of diastereomers **22** and **23** when R=CH₃ and in 31% yield of alcohol **25** as a single diastereomer

when R=CH(CH)₃. The excellent selectivity makes this one-pot procedure the method of choice for selectively preparing amino alcohols.



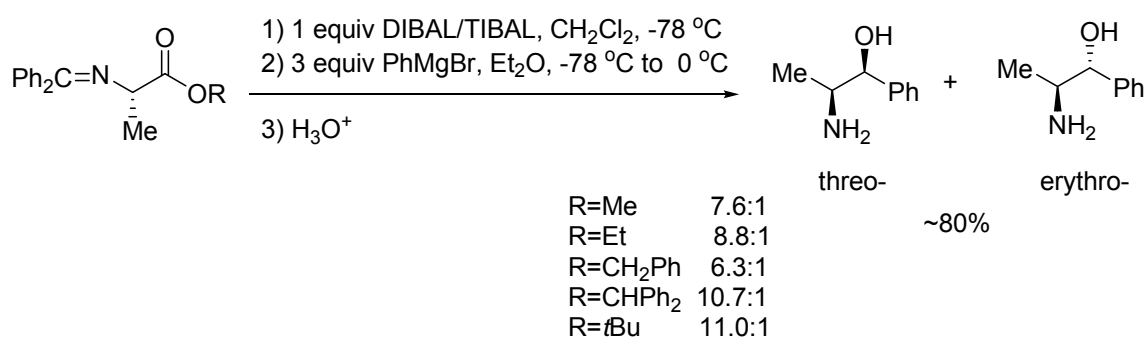
Scheme 2.4 Addition of vinylmagnesium chloride to *N*-Boc protected aminoaldehyde (**15** and **18**) and advanced ester reduction/alkylation of *N*-Boc protected amino acid methyl esters (**21** and **24**) by Angle

In summary, there are several ways starting from α -amino acid derivatives to make α -amino secondary alcohols diastereoselectively.

i) In one of the methods, where an α -amino acid is utilized as a source of chirality, a suitably protected amino acid ester is first converted to its corresponding aldehyde. The optically active protected aminoaldehyde then reacts with various carbon nucleophiles. This method is straightforward and is of potential synthetic value.^{4,7-25} However, it usually suffers from configurational instability (enolization) under a range of reaction conditions, and the stereoselectivities in these reactions are often not ideal.^{5,26-34}

ii) By virtue of the stability of α -aminoesters to epimerization, *D*-esters are better starting materials for syntheses of β -amino secondary alcohols than aldehyde. The method of DIBAL reduction followed by alkylation of the α -aminoesters to β -amino secondary alcohols is

straightforward. The DIBAL reduction/alkylation method by treating some chiral protected α -amino esters with DIBAL and Grignard reagent sequentially without the warm-up step can give good selectivity under some circumstances.³⁵⁻³⁹ As illustrated in Scheme 2.5, Polt⁴⁰ observed a high threo- α -amino secondary alcohol yield (73-85%) and excellent “syn” stereoselectivity (8:1 to 11:1, threo or like product preferred) in the experiment when he treated optically pure imine-protected amino esters with DIBAL or DIBAL/TIBAL(*i*-Bu₃Al), followed by RMgX or RLi.



Scheme 2.5 DIBAL-reduction/alkylation of Schiff base esters to phenylpropanolamines

iii) The advanced ester reduction/alkylation involves a sequential treatment of *N*-Boc- α -amino esters with DIBAL and, after a warm-up step, Grignard reagents, as demonstrated in Schemes 2.1 and 2.2 mentioned above. The advanced ester reduction/alkylation method gives higher selectivity than that from treating the aldehyde with a Grignard reagent or not employing the warm-up period.

2.1.2. Mechanism study of DIBAL reduction followed by addition of organometallic to generate β -amino secondary alcohols diastereoselectively

In brief, there have been mainly three methods to synthesize α -amino secondary alcohols diastereoselectively from α -amino acid derivatives. The first method of reacting the

aminoaldehyde with carbon nucleophiles has been extensively studied and its mechanism has been well established. The mechanism of the second method, the sequential addition of hydride and C-nucleophile has been studied without much success. The third method, as described above, which is the advanced ester reduction/alkylation method to synthesize β -amino secondary alcohols from α -amino esters greatly increases the stereoselectivity. Thus, it is an ideal method to synthesize optically pure amino alcohols. However, to date, no mechanistic explanation has been provided for this high stereoselectivity. Thus, in the following section of this Chapter, the reported mechanistic studies for the first two methods will be summarized.

Many researchers had made efforts to elucidate the mechanism(s) leading to diastereoselectivity in the method of synthesizing β -amino secondary alcohols from α -aminoaldehydes through addition of organometallic reagents. As Duhamel demonstrated in his work with racemic *N,N*-dialkyl- α -amino aldehydes, a Felkin-Ahn-type transition state, as shown in Figure 2.1 (a), can explain the erythro products^{41,42} that are formed; it is believed that there is steric interference by the bulky benzyl groups with the chelating-ability of the nitrogen lone pair. When smaller groups are attached to nitrogen (e.g. *N,N*-dimethyl substitution), chelation is allowed.⁴³ However, removal of the protection from nitrogen poses a problem here when using groups such as methyl. Fortunately, with the efforts of many researchers in this field, several solutions have been provided for this problem. Reetz "tied back" the benzyl groups to favor the chelated transition state as shown in Figure 2.1 (b). In this transition state, the benzylic protection could be easily removed in the downstream reactions.²¹ It has been reported by several other groups^{4,13,15} that acyl-protected amines can provide an anionic chelated transition state as shown in Figure 2.1 (c), when the N-H proton is removed to generate an anionic nitrogen.

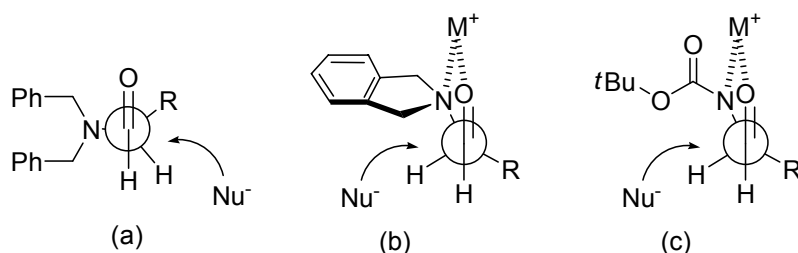
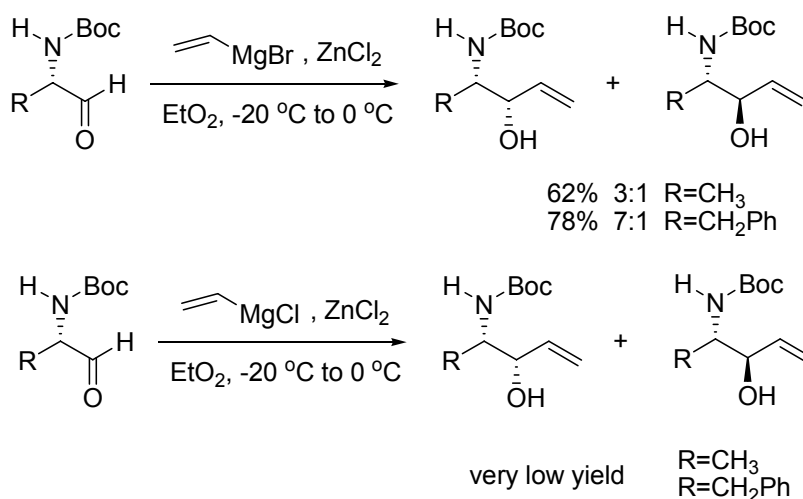


Figure 2.1 Several proposed transition states for stereoselective additions to protected amino aldehydes

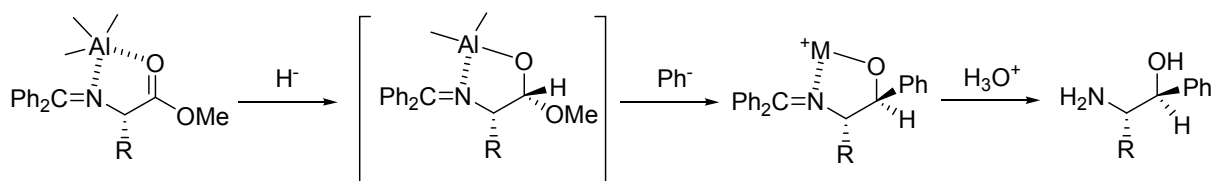
As demonstrated in Scheme 2.6, a minor modification in the reaction conditions can dramatically change the course of this reaction. With a small reaction condition change (e.g. $\text{H}_2\text{C}=\text{CHMgCl}$ vs $\text{H}_2\text{C}=\text{CHMgBr}$), deprotonation can generate a chelating substrate from a substrate which normally undergoes Felkin-Ahn addition.⁴¹⁻⁴³ Thus, the relative rate of deprotonation vs addition becomes extremely important in these reactions. With the chelated transition state mechanism described previously, this phenomenon becomes readily understandable. $\text{H}_2\text{C}=\text{CHMgBr}$ can deprotonate the nitrogen atom more efficiently than $\text{H}_2\text{C}=\text{CHMgCl}$ and form a better chelated transition state.



Scheme 2.6 Addition of different Grignard reagents to aldehydes

Scheme 2.7 and Figure 2.2 are directly adapted from Polt's paper. The discussion is also based on his paper in which his explanation didn't fit his experimental data. We also have many questions concerning on his explanation.

To date, there is no universally accepted mechanistic interpretation for the results of the sequential addition of hydride and C-nucleophiles to the protected α -amino ester. Some researchers believe that the observed threo selectivity is due to an aluminum-chelated *N*-*t*-Boc-amino aldehyde (Cram cyclic transition state) as the intermediate. As shown in Scheme 2.7, Polt attempted to interpret the stereoselectivity for his reactions in Scheme 2.5 by invoking the cyclic Cram chelate model, with tri-*sec*-butylaluminum behaving as a chelation agent, for initial hydride delivery to the ester, followed by subsequent inversion of configuration in the displacement of the methoxide ion by the incoming nucleophile.



Scheme 2.7 Cram chelate model for initial hydride delivery to the ester

In his report, Polt postulated that Schiff base esters permit the chelation controlled addition of hydride (transition state (a) in Figure 2.2) at low temperature. He believes that a portion of the desired threo products arises from transition state (b) after the methoxide ion has been lost (S_N1 -like pathway), although some products may arise from transition state (c) (S_N2 -like pathway after delivery of the hydride ion). Currently, it is not possible to either confirm or deny the possibility that the aluminoxy acetals can exist as tight ion-pairs (d) or (e) (Figure 2.2) based on the available data. The conversion from an S_N2 -like to an S_N1 -like mechanism may not account for the decrease in diastereoselectivity observed with coordinating solvents. This decrease may be

due to increased "leakage" between the two structures (d) and (e). If there was an equilibration between the two ion-pairs, eclipsing interactions between the R group and the R'O group should favor of structure (e). As presented in Scheme 2.5, this may not be the case; that is to say, configurational equilibration (inversion) of the aluminoxy acetal via ion-pair rearrangement may not be a major pathway, at least under the condition of low temperature and absence of THF. The parallel increase in stereoselectivity with steric bulk of the ester in Scheme 2.5 is in the opposite direction to what one would expect from the ion-pair rearrangement. With the ion-pair rearrangement, one would expect decreased selectivity because the equilibrium (d) \rightleftharpoons (e) should shift to the right as the steric bulk of the R'O group increases.

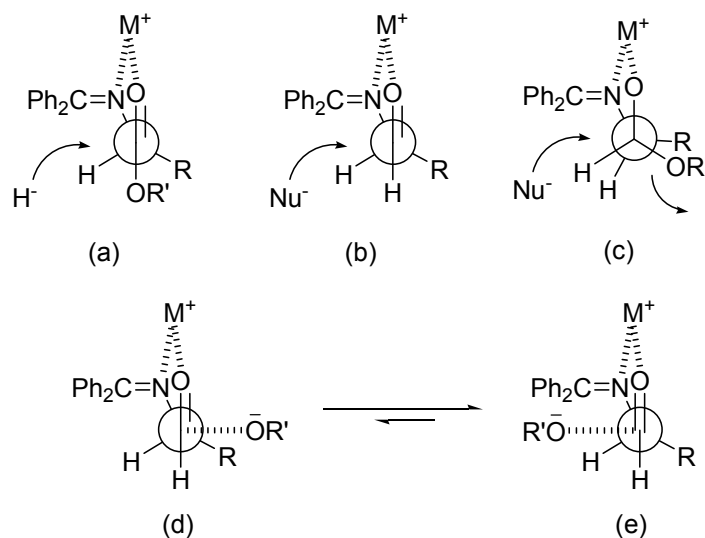


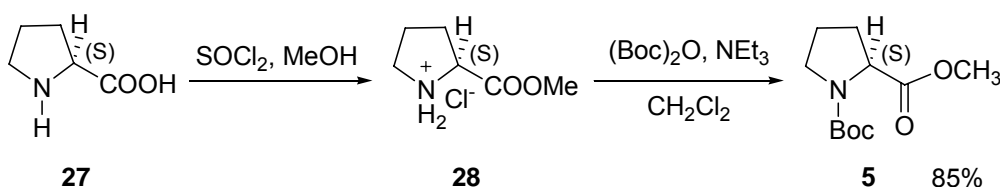
Figure 2.2 Mechanistic hypotheses by Polt

2.2. Results and Discussion

2.2.1. Wide application of advanced ester DIBAL reduction/alkylation with organometallics

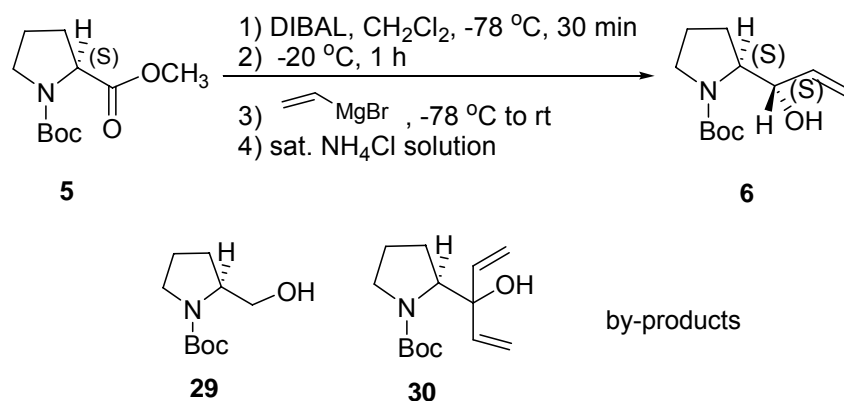
As mentioned above, the advanced ester reduction/alkylation method, with a warm-up step, provides the significant advantage of high stereoselectivity, for the DIBAL reduction and subsequent Grignard reaction using protected α -amino esters as starting material. To date, there has been no systematic study on this method and its mechanism has not been elucidated. Thus, further study on this advanced ester reduction/alkylation method, with a warm-up step, is a worthwhile project in the development of procedures to make optically pure amino acids with high diastereoselectivity.

The requisite *N*-Boc-*L*-proline methyl ester **5** was readily prepared in good yield by known methods from *L*-proline **27** (Scheme 2.8). Briefly, *L*-proline **27** was first esterified with methanol via the acid chloride to give the corresponding methyl ester as the hydrochloride. The salt of the methyl ester **28** was then neutralized, followed by the treatment of the resulting amine with di-*tert*-butyl dicarbonate. This method afforded *N*-Boc-*L*-proline methyl ester **5** in 85% yield over two steps after purification by flash chromatography.⁴⁴ The optical rotation of the product **5** agreed with the reported values for optically pure *N*-Boc-*L*-proline methyl ester **5**.⁴⁵⁻⁴⁷ The optical purity establishes that there was no racemization during this synthesis.



Scheme 2.8 Synthesis of *N*-Boc-*L*-proline methyl ester **5**

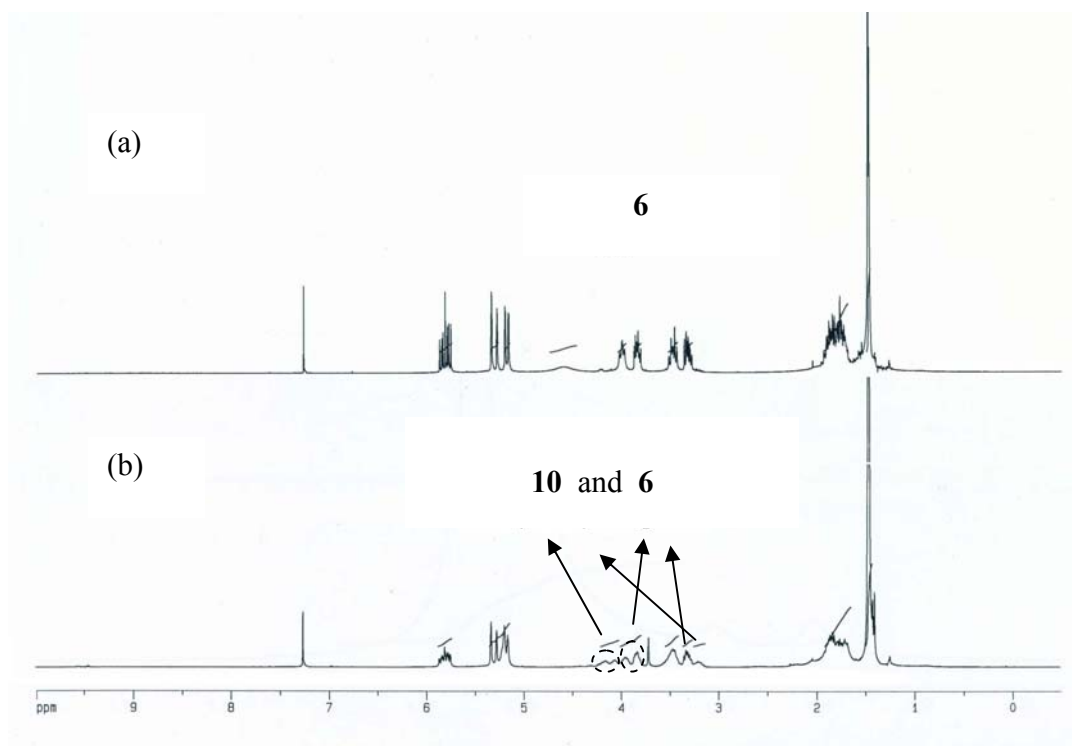
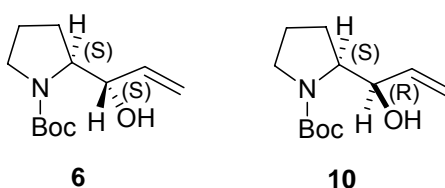
N-Boc-*L*-proline methyl ester **5** was used as the substrate for the advanced DIBAL ester reduction. It is very interesting and exciting that only a single diastereomer was observed. As shown in Scheme 2.9, *N*-Boc-*L*-proline methyl ester **5** was first reduced by DIBAL at -78 °C and the reaction mixture was then warmed to -20 °C for 1 h. The reaction mixture was then re-cooled to -78 °C before the addition of vinylmagnesium bromide. This experimental procedure gave secondary alcohol **6** in approximately 80% yield. The by-products mainly include i) the over-reduced primary alcohol **29**, which is the common side-product of DIBAL reduction of esters, and ii) the tertiary alcohol **30** which is generated from reaction of one molecule of the ester **5** and two molecules of the Grignard reagent.



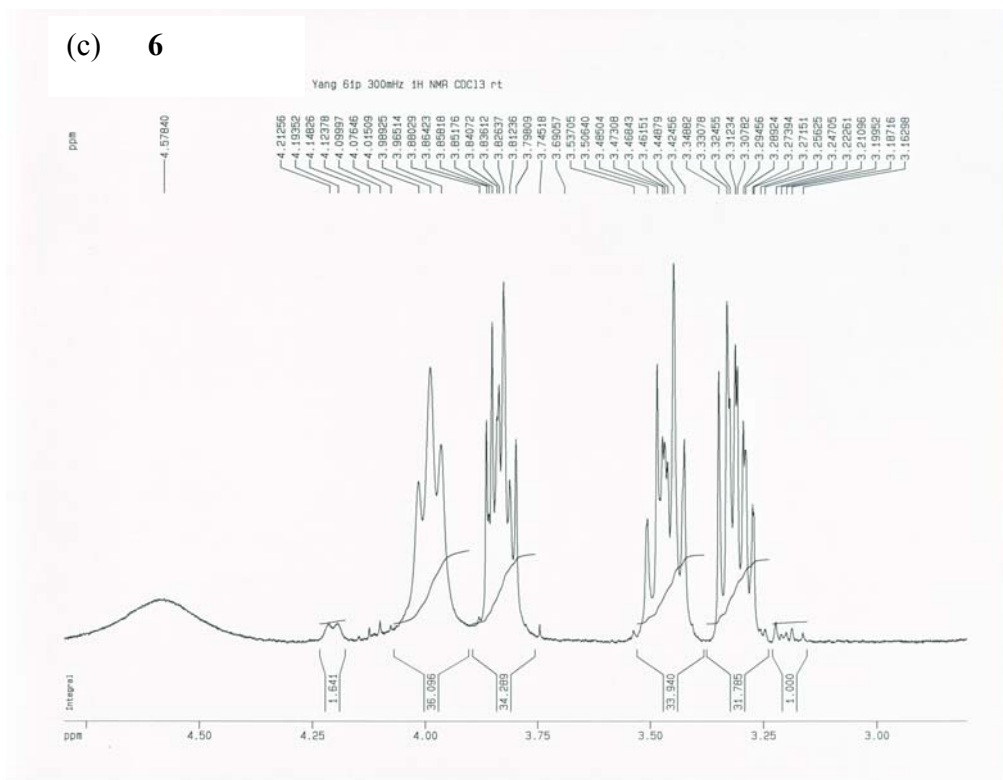
Scheme 2.9 Advanced ester reduction/alkylation of *N*-Boc-*L*-proline methyl ester **5** by vinylmagnesium bromide

The stereochemical assignment for secondary alcohol **6** is based on the NMR data of the two known diastereomers.³ In fact, it is simple to determine the stereochemistry of the reaction products by comparison of their NMR spectra. As shown in Figure 2.3, (a) is the NMR spectrum of the product from the reaction in Scheme 2.9, and (b) represents the NMR spectrum of a mixture of two diastereomers **6** and **10** which are produced from other reactions that will be discussed in the later chapter. In (b), there are four peaks at around 4 ppm. Based on the known

NMR data of diastereomers **6** and **10**, we can assign the left two peaks, at lower field than 4 ppm, to **10**, and the right two peaks, at higher field than 4 ppm, to **6**. Another area in the spectrum that we can use to distinguish **6** and **10** is that between 3.0-3.5 ppm. In this range of the spectrum, the two marked peaks belong to **6** and **10**, respectively. It is obvious from comparison of the expanded spectra (c) and (d) in the vicinity of 2.40-4.80 ppm of (a) and (b), respectively, that the diastereomers **6** and **10** are present in a ratio of at least 32:1.



(c) **6**



(d) **10 and 6**

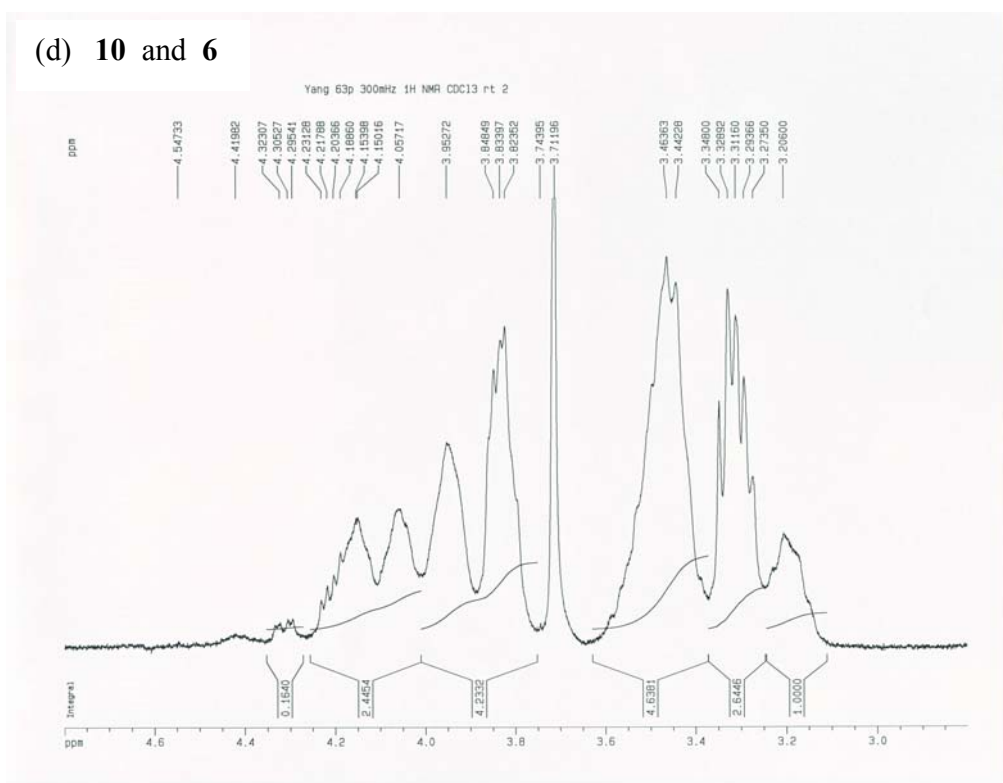
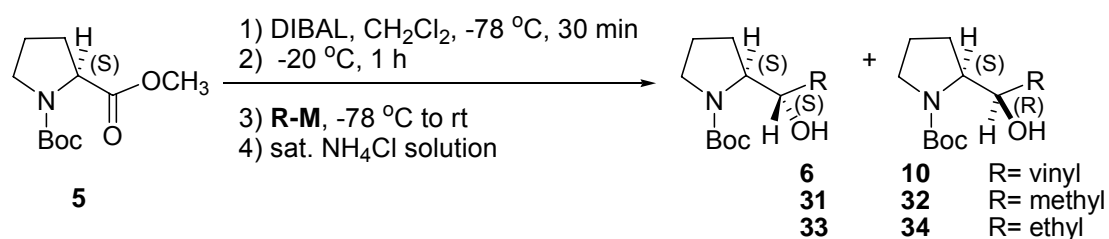


Figure 2.3 NMR spectra for diastereomers **6** and **10**

Taking advantages of the high selectivity and good yield of the advanced DIBAL reduction method, we synthesized several secondary amino alcohols by using different organometallic compounds in this reaction.

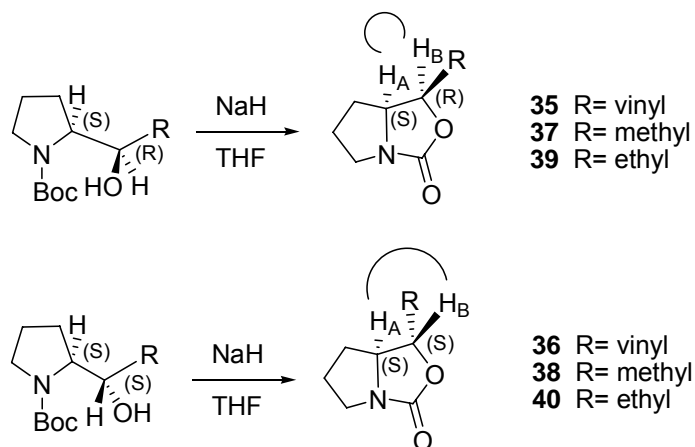
The diastereoselectivity of the reactions of *N*-Boc-*L*-proline methyl ester **5** with DIBAL and different organometallics was examined (Scheme 2.10). *N*-Boc protected β -amino alkanols (**6**, **10**, **31-34**) were isolated by quenching the reaction with saturated NH_4Cl solution. As shown in the table of Scheme 2.10, all of the organometallic compounds afforded high threo selectivity. The two by-products consisted of the erythro isomer and the primary alcohol from over-reduction. The yields (%) were the combined yields of both diastereomers, and the ratios were determined from the GC spectra of the crude products.



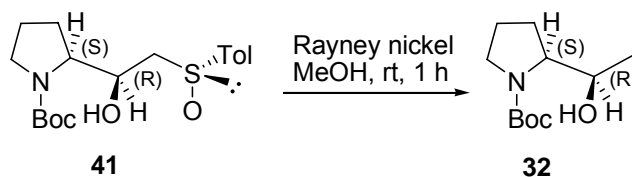
Entry	R	M	% Yield	Ratio
1	$\text{CH}_2=\text{CH}$	MgBr	80	6:10 > 32:1
2	CH_3	Li	49	31:32 = 8:1
3	CH_2CH_3	Li	52	33:34 = 9:1
4	CH_3	MgBr	57	31:32 = 6:1
5	CH_2CH_3	MgBr	67	33:34 = 28:1
6	$(\text{CH}_3)_2$	Zn	52	31:32 = 10:1
7	$(\text{CH}_2\text{CH}_3)_2$	Zn	54	33:34 > 50:1
8	$\text{CH}_3\text{CH}_2\text{CH}_2$	ZnCl	NA	No reaction

Scheme 2.10 Advanced ester reduction of *N*-Boc-*L*-proline methyl ester **5** followed by organometallic addition

The NMR spectra of diastereomers **6** and **10** are known.³ The stereochemical assignments of these diastereomers were further confirmed by the ¹H-¹H NOESY NMR analysis of the oxazolidone derivatives obtained from a cyclization reaction (as shown in Scheme 2.11, R=vinyl).³ For diastereomer **32**, prepared as in Scheme 2.12, the ¹H NMR and ¹³C NMR data have been reported⁴⁶ but not the corresponding data for its diastereomer **31**. However, the ¹H NMR and ¹³C NMR data of **37** and **38**, which are the corresponding cyclized products of **31** and **32**, are known.⁴⁸ With the ¹H NMR and ¹³C NMR data of **37** and **38** available, the stereochemistry of both **31** and **32** could be readily deduced. The configurations of **33** and **34** were assigned based on NMR comparisons with diastereomers **31** and **32**, since their structures are very similar; the isomer with the lower field chemical shift for the methyl protons of the ethyl group is tentatively assigned as the threo isomer. This assignment also leads to the reasonable conclusion that the formation of the secondary alcohols **33** and **34** is analogous to those of **6** and **10** and of **31** and **32** by analogous processes.



Scheme 2.11 Stereochemical assignments for amino alcohols



Scheme 2.12 Literature synthesis of **32** from β -hydroxy sulfoxide **41**

In summary, the advanced DIBAL reductions on *N*-Boc-*L*-proline methyl ester **5** produced *N*-Boc protected β -amino secondary alcohols in very high diastereoselectivity and in good yield when organolithiums, Grignard reagents and dialkylzincs were used. A monoalkylzinc chloride does not bestow these benefits since it is apparently not as reactive as dialkylzinc reagents.

2.2.2. Mechanism study on advanced DIBAL reduction

It has been previously reported that there is better selectivity when advanced the ester reduction/alkylation is used rather than the addition of organometallics to the aldehydes.^{3,6} In our current study, we also observed a high selectivity of advanced DIBAL reduction of *N*-Boc protected α -amino acid methyl ester **5** followed by the addition of organolithiums, Grignards, and dialkylzincs. However, the mechanism of this high selectivity is still obscure. In this part of the Chapter, our attempts to elucidate the mechanism from both experimental and theoretical perspectives are described.

First, we compared the ester reduction/alkylation method (without a warm-up step) with the advanced ester reduction/alkylation method (with a warm-up step). In Scheme 2.13, reaction (a) is the advanced ester reduction/alkylation with the warm-up step. *N*-Boc-*L*-proline methyl ester **5** was first mixed with DIBAL at -78 °C and the solution was then warmed to -20 °C for 1 h. The reaction mixture was then re-cooled to -78 °C before the addition of vinylmagnesium bromide. This experimental procedure gave a single diastereomer **6**. Reaction (b) is the basic

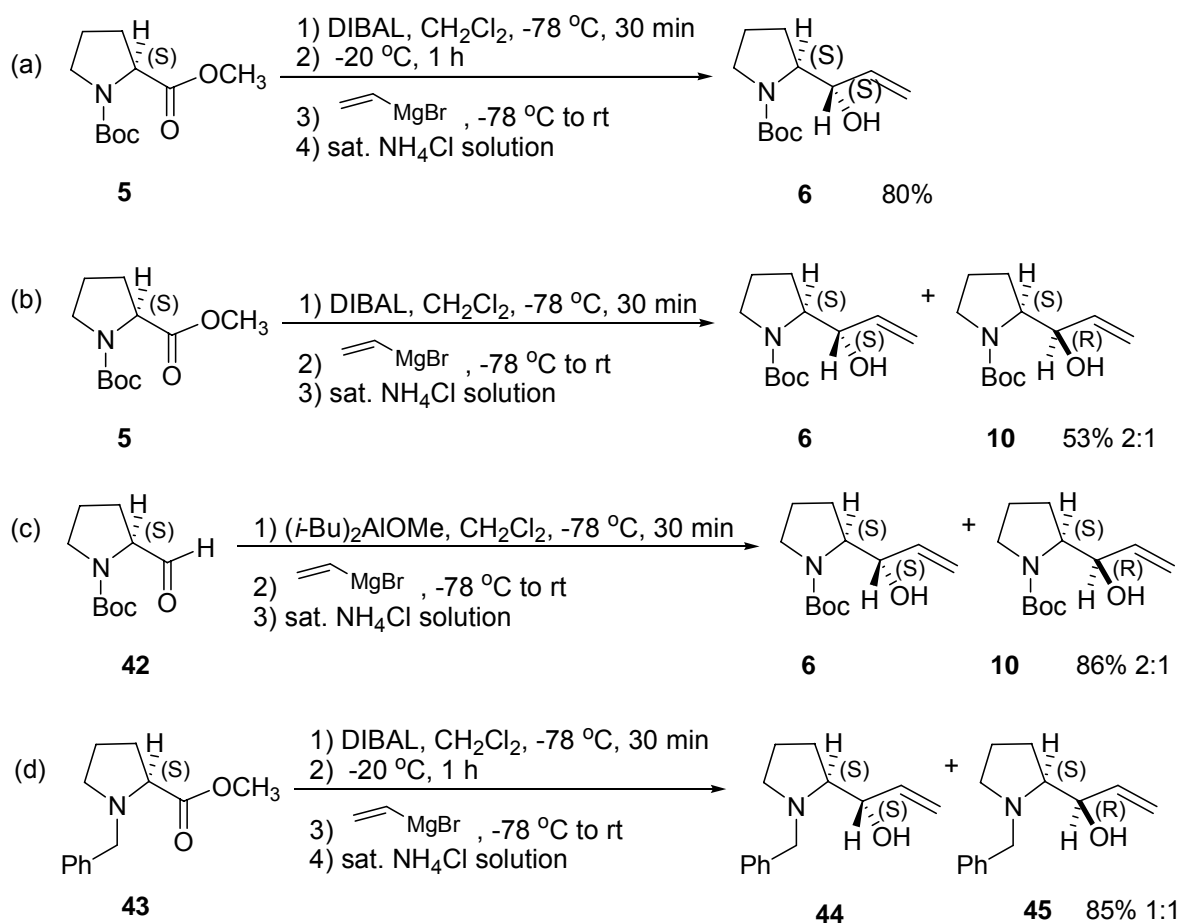
DIBAL reduction without the warm-up step. *N*-Boc-*L*-proline methyl ester **5** was added to DIBAL at -78 °C followed by the addition of vinylmagnesium bromide directly at -78 °C. The product was a 2:1 mixture of diastereomers **6** and **10**. This data indicates that the warm-up step, which is the only difference between reaction (a) and (b), is very likely the key to the high diastereoselectivity.

Two possible reaction mechanisms may be envisioned for the advanced ester reduction/alkylation. The first mechanism is that *N*-Boc-*L*-proline methyl ester **5** reacts with DIBAL to produce aluminoxy-acetals **R1** and **R2** (Figure 2.4). The higher temperature allows equilibration of **R1** and **R2**, leading to a very high ratio of **R1** to **R2**. Vinylmagnesium bromide then replaces the MeO group of **R1** with retention of configuration (S_Ni process) to give **6**. The second possible mechanism is the conversion of the aluminoxy-acetals **R1** and **R2** to an aldehyde and (*i*-Bu)₂AlOMe, and the addition of vinylmagnesium bromide to the aldehyde in the presence of (*i*-Bu)₂AlOMe. We set up a model reaction (as shown in reaction (c) in Scheme 2.13) to simulate the second predicted mechanism. *N*-Boc-*L*-prolinal **42** was mixed with (*i*-Bu)₂AlOMe at -78 °C and vinylmagnesium bromide was then added to the reaction mixture. This model reaction gave diastereomers **6** and **10** (2:1), suggesting that the second predicted mechanism involving an aldehyde intermediate is unlikely.

To experimentally determine that no aldehyde is involved in the mechanism, we tracked the warm-up step in reaction (a), Scheme 2.13, by NMR. In brief, *N*-Boc-*L*-proline methyl ester **5** was mixed with DIBAL in CD₂Cl₂ at -78 °C in an NMR tube. The NMR tube was sealed before it was placed in the NMR spectrometer. The NMR tube was warmed from -78 °C to -20 °C stepwise with increments of 15 °C; generally for each increment it took about 20 minutes to reach the higher temperature and another 15 minutes for temperature stabilization. At every 15

°C increment, a proton NMR spectrum was collected. In all the spectra collected, no aldehyde peak around 10 ppm was found during the warm-up process from -78 °C to -20 °C. An extremely small aldehyde peak was observed after the reaction mixture had been maintained at -20 °C for 1 h. Based on this experimental data, we can be sure that no aldehyde is involved in the mechanism.

In the first predicted aluminoxy-acetal mechanism, aluminum can coordinate with an oxygen atom on the Boc group or with the nitrogen of the pyrrolidine ring. To test whether the Boc group is required, reaction (d) in Scheme 2.13 was designed in which the substrate bore an *N*-benzyl group instead of an *N*-Boc group. *N*-Benzyl-*L*-proline methyl ester **43** was first treated with DIBAL at -78 °C and then the mixture was warmed up to -20 °C and maintained at that temperature for 1 h. The reaction mixture was then re-cooled to -78 °C before the addition of vinylmagnesium bromide. This experimental procedure gave two diastereomers **44** and **45** in an approximate ratio of 1:1. By comparing reactions (a) and (d), we conclude that an oxygen atom on the Boc group probably plays an important role in the advanced DIBAL reaction with high diastereoselectivity. This concept is supported by the theoretical calculations that are discussed below.



Scheme 2.13 Mechanistic study on the advanced ester reduction/alkylation

Thus, the first aluminoxy-acetal mechanism is a reasonable one to explain the advanced DIBAL reduction reaction (a) in Scheme 2.13. As elucidated in detail in Figure 2.4, *N*-Boc-*L*-proline methyl ester **5** reacts with DIBAL and results in aluminoxy-acetal intermediates **R1** and **R2**. During the warm-up step, **R2** epimerizes to **R1**. When the reaction mixture is re-cooled to -78 °C, the aluminoxy-acetal **R1** undergoes an S_Ni reaction with vinylmagnesium bromide with retention of configuration to give **6** as the dominant diastereomer.

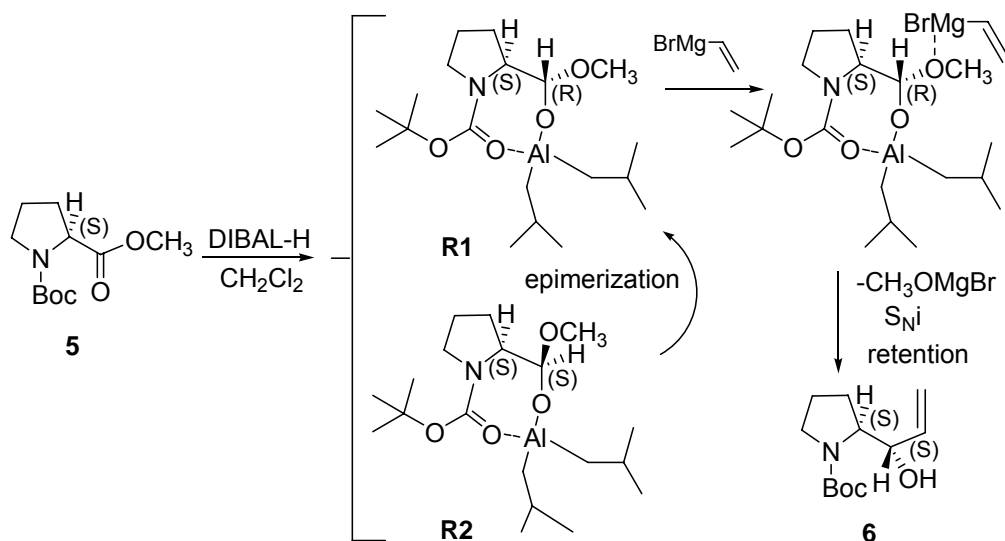


Figure 2.4 Postulated mechanism for the advanced ester reduction/alkylation of **5**

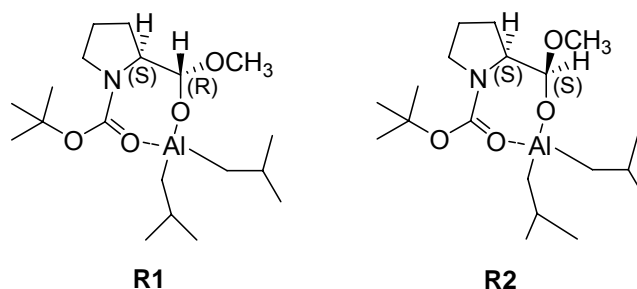
Theoretical calculations have been performed on the structure of the DIBAL adducts. It was postulated from evidence given above that the Al atom in the tetrahedral intermediates **R1** and **R2** is coordinated with the most basic and least crowded of the two oxygen atoms of the Boc group, the carbonyl oxygen atom. The computations were designed to determine if complexes **R1** and **R2** are reasonable structures for the DIBAL adducts and, if so, whether **R1** is substantially more thermodynamically stable than **R2**.

The theoretical calculations were done using Gaussian 03 software⁴⁹ with different semi-empirical and ab-initio methods. By using these methods, optimization of **R1** and **R2** was performed and the total energy and the optimized structures of **R1** and **R2** were studied.

The methods used to optimize **R1** and **R2** include semi-empirical methods, such as AM1 and PM3, and ab-initio methods, such as HF (Hartree-Fork) 3-21G*, DFT (density function theory) B3LYP/6-31G*, B3LYP/6-31+G*, B3LYP/6-31++G**, B3LYP/Gen and ONIOM (B3LYP/6-31++G**:**B3LYP/6-31G***). A series of "standard" basis sets is stored internally in Gaussian; these basis sets may be specified by including the appropriate keyword within the

route section for the calculation. The Gen keyword allows a user-specified basis set to be used in the Gaussian calculation. In the ONIOM procedure, the molecular system being studied is divided into two or three layers which are treated with different model chemistries. The results are then automatically combined into the final predicted results. Layer assignments are specified as part of the molecule specification.

Density function theory (DFT) was found to be the most time expensive but the best calculation method compared to semi-empirical methods (AM1 and PM3) and Hartree-Fock theory. Many published reports use density function theory for their theoretical calculations, especially for organic chemistry. It is the method we finally adopted for our theoretical calculations. As shown in Table 2.1, the results calculated by different methods agree with each other, and all of them suggest that the total energy of **R2** is higher than **R1**. Using method B3LYP/6-31+G*, the total energy of **R2** is 6.017 kcal/mol higher than **R1**, a decisive difference.

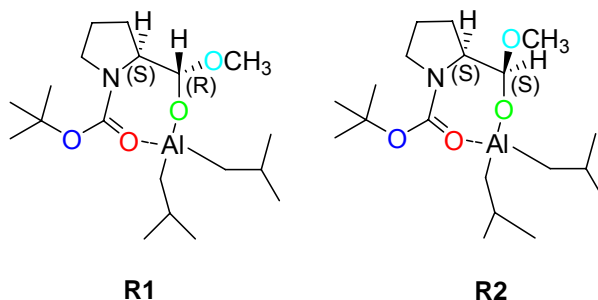


	Total energy (H) 1 H = 627.51 kcal/mol	Energy difference R1-R2 (kcal/mol)
R1_AM1_G	-0.41254	-3.53511
R2_AM1_G	-0.40691	
R1_PM3_G	-0.41240	-6.09923
R2_PM3_G	-0.40268	
R1_HF3-21G*_G	-1330.31620	-9.20351
R2_HF3-21G*_G	-1330.30153	
R1_DFT6-31G*_G	-1345.12318	-5.659412
R2_DFT6-31G*_G	-1345.11416	
R1_DFT6-31+G*_G	-1345.15546	-6.01734
R2_DFT6-31+G*_G	-1345.14587	
R1_ONIOM	-1345.20675	-5.24441
R2_ONIOM	-1345.19840	
R1_Gen	-1345.20828	-6.04725
R2_Gen	-1345.19864	

Table 2.1 Total Energies of **R1** and **R2** calculated by different methods

In the optimized structures of **R1** and **R2**, the distances between the aluminum atom and the four oxygen atoms were measured. As shown in Table 2.2, calculations by all of the different methods indicate that the Al-O bond distance is around 1.80 Å and the distance between the Al and the carbonyl oxygen atom of the Boc group is around 1.95 Å, except that in the semiempirical methods it is 2.4-2.5 Å in the case of R1; such a distance indicates coordination between the Al and this oxygen atom. On the other hand, the distances between Al and the oxygen atoms on the methoxy group and the butoxy group in Boc are around 3.8-4.0 Å,

suggesting that no coordination exists. Therefore, the calculation results tell us that the Al atoms in **R1** and **R2** bonds with the O atom on the stereo center and coordinates with the carbonyl O on the Boc group, to form the aluminoxy-acetal.



	Al-O(carbonyl on Boc) length (Å)	Al-O bond length (Å)	Al-O (OMe) length (Å)	Al-O (on Boc) length (Å)
R1_AM1_G	2.41365	1.74494	3.82501	4.46249
R2_AM1_G	1.83017	1.77085	3.76605	3.88320
R1_PM3_G	2.45997	1.76147	3.61861	4.67955
R2_PM3_G	1.86865	1.79708	3.61433	4.05575
R1_HF_G	1.87222	1.74815	3.80520	4.06886
R2_HF_G	1.88299	1.76116	3.95279	3.92682
R1_DFT6-31+G*_G	1.94888	1.78720	3.63919	4.12067
R2_DFT6-31+G*_G	1.95960	1.79390	3.92336	3.99970
R1_ONIOM	1.94649	1.78762	3.78663	4.13982
R2_ONIOM	1.96418	1.79763	3.93527	4.0157
R1_Gen	1.94949	1.78871	3.63171	4.11993
R2_Gen	1.96056	1.7954	3.92392	4.00130

Table 2.2 Distances between Al atom and O atoms in **R1** and **R2**

As presented in Figure 2.5, the distances between the corresponding Al atoms and oxygen atoms measured from the crystal structures of many tetra-coordinated aluminum compounds are in excellent agreement with those determined from our theoretical calculations.⁵⁰ This agreement gives us confidence in the reliability of our calculation.

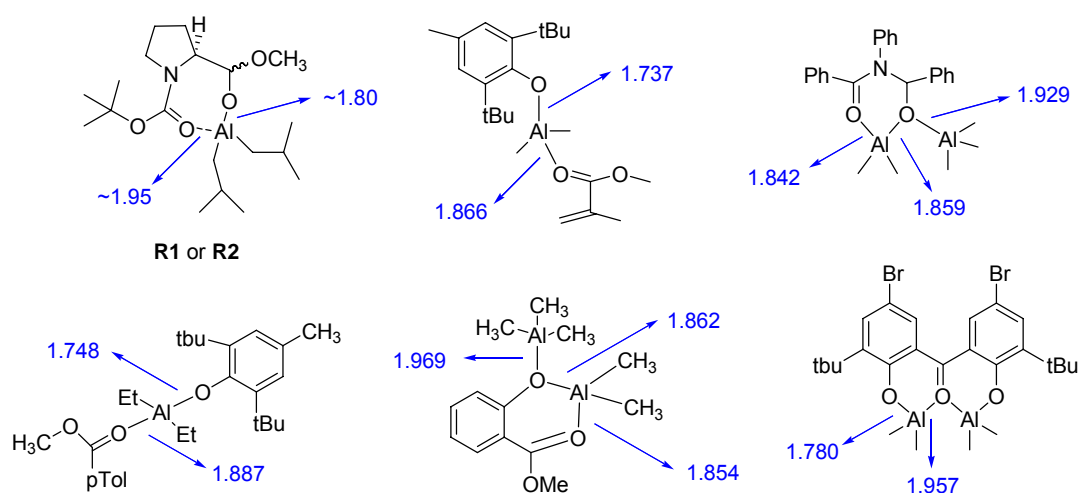


Figure 2.5 Crystal structure data of tetra-coordinated aluminium compounds

Figure 2.6 shows the conformations of **R1** and **R2** after they were optimized by B3LYP/6-31+G*. Thus, as suggested in our original hypothesis, the main intermediates are probably also fused 5- and 7-membered rings.

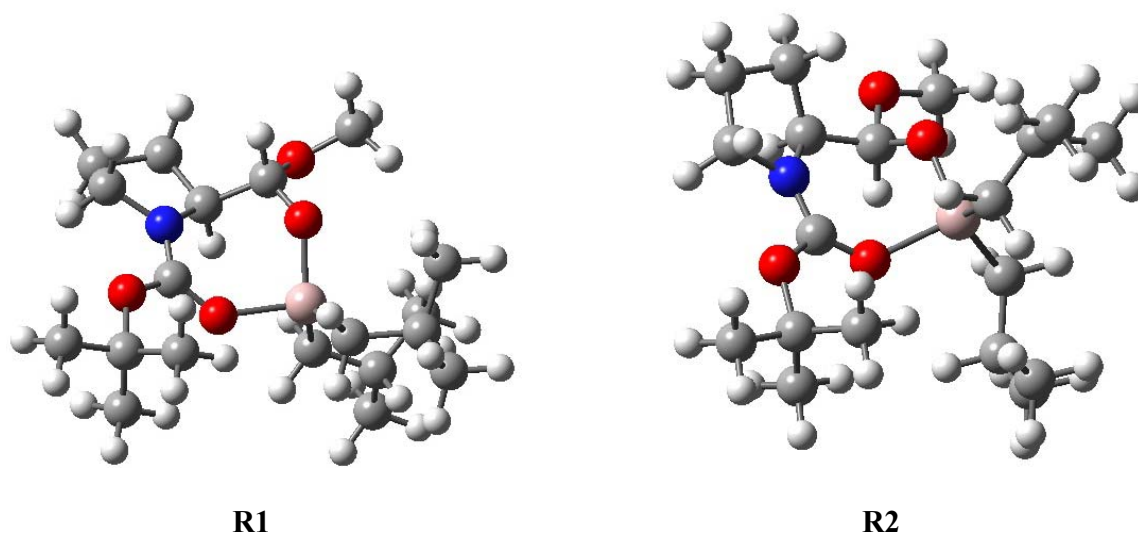


Figure 2.6 **R1** and **R2** optimized by B3LYP/6-31+G*

It is known that Al can undergo tetra-coordination and penta-coordination as well as hexa-coordination.⁵⁰ To test whether there is a higher degree of coordination in **R1** or **R2** than 4, we

attempted to form a penta-coordinated structure (with O of the butoxy group in Boc or of the methoxy group). Pre-formed penta-coordination structures of **R1** or **R2** were optimized by AM1 and PM3. Table 2.3 shows the energy and structure data after optimization. In all cases, the penta-coordination was broken up during the optimization process and the resulting conformations had energies higher than those associated with tetra-coordination. Based on this data, we can conclude that penta-coordination does not exist in **R1** and **R2**.

	Total energy (kcal/mol)	Al-O(cabonyl on Boc) length (Å)	Al-O bond length (Å)	Al-O (OMe) length (Å)	Al-O (on Boc) length (Å)	Energy difference R1-R2 (kcal/mol)
R1_AM1_pentaBoc	-246.24734	3.80323	1.74407	3.781	2.489	10.0250
R2_AM1_pentaBoc	-256.27232	2.43567	1.75016	3.630	4.289	
R1_AM1_pentaOMe	-258.87453	2.41363	1.74494	3.825	4.462	-2.6311
R2_AM1_pentaOMe	-256.24343	2.43567	1.75016	3.630	3.883	
R1_PM3_pentaBoc	-236.62970	4.22043	1.75830	3.601	2.532	9.6340
R2_PM3_pentaBoc	-246.26372	2.47137	1.77524	3.616	2.556	
R1_PM3_pentaOMe	-251.56474	2.55690	1.75114	2.646	4.835	0.4266
R2_PM3_pentaOMe	-251.99134	2.54561	1.74876	2.639	4.809	

Table 2.3 The energy and structure data of penta-coordinated structures for **R1** or **R2** after optimization

To reveal the structural basis for the energy difference of **R1** and **R2**, calculations were performed on simplified structures in which the isobutyl groups of **R1** and **R2** were replaced by hydrogens, (**H1**, **H2** in Figure 2.7) and by methyl groups (**M1**, **M2** in Figure 2.7) and the structures were optimized by the same method (B3LYP/6-31+G*) used for **R1**, **R2** optimization. Figure 2.8 shows the conformations of **M** and **H** after optimization by B3LYP/6-31+G*. All optimized **M** and **H** structures are aluminoxy-acetals in accord with the data from **R**.

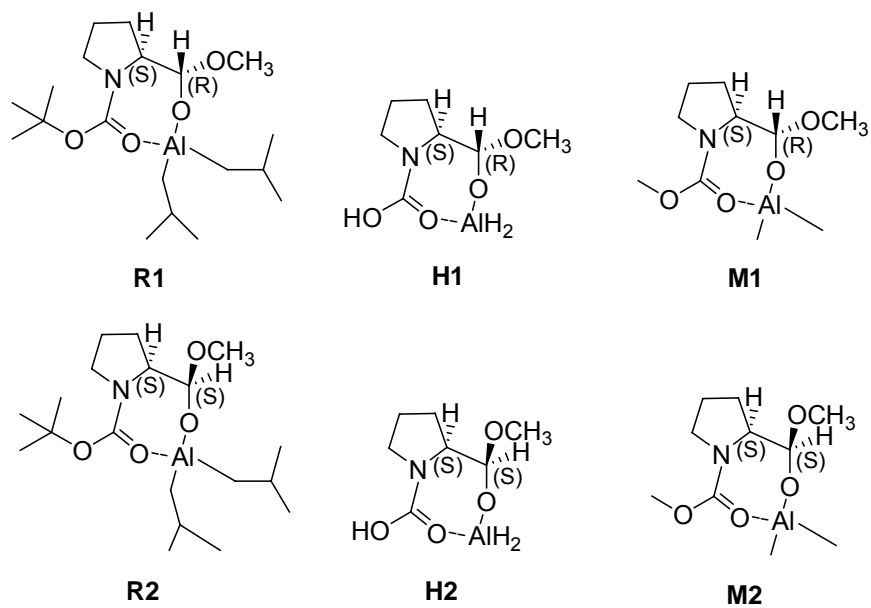


Figure 2.7 Structures of **H** (**H1** or **H2**), **M** (**M1** or **M2**) and **R** (**R1** or **R2**)

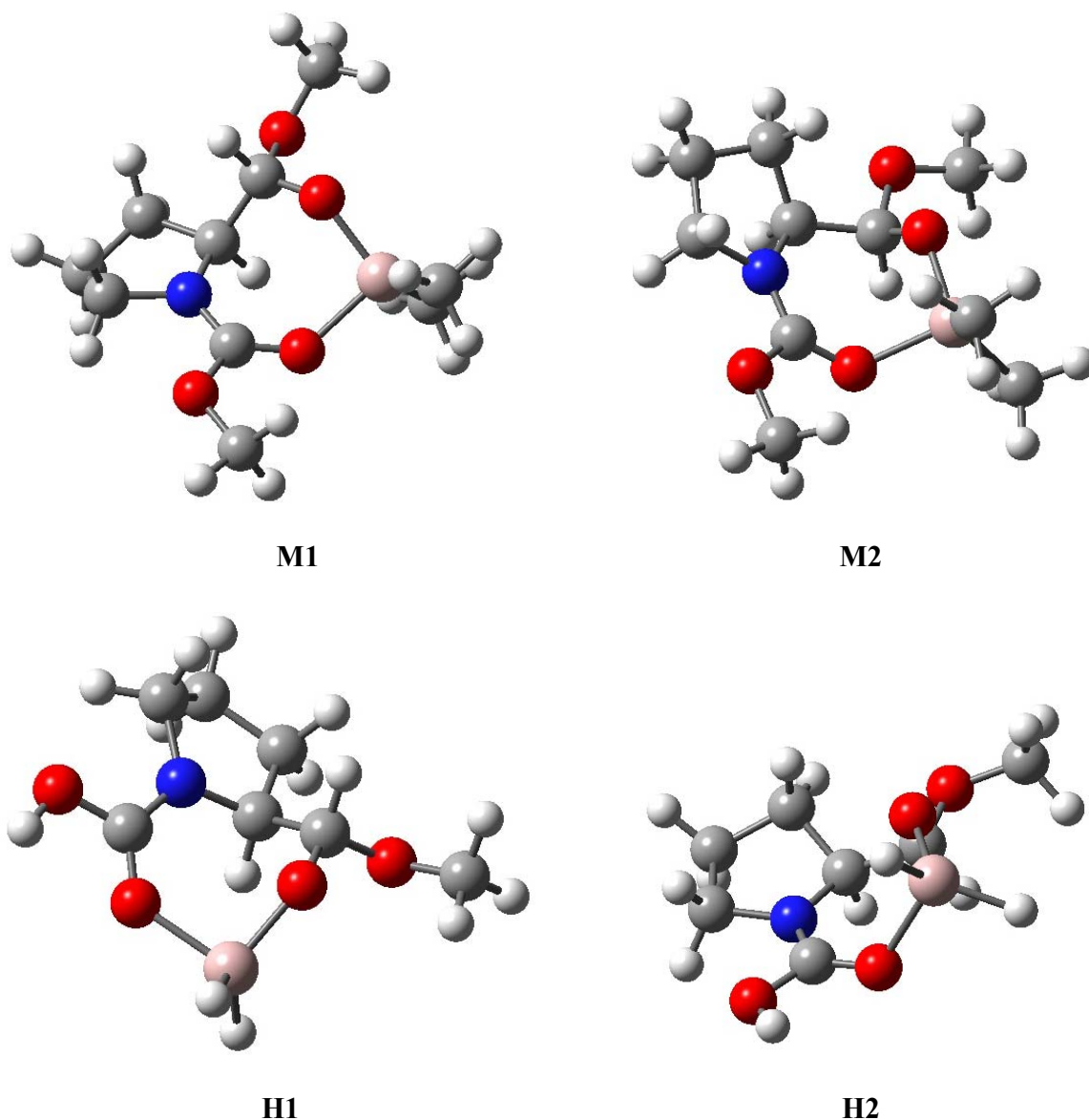


Figure 2.8 **M** (**M1** or **M2**) and **H** (**H1** or **H2**) optimized by B3LYP/6-31+G*

Tables 2.4 and 2.5 show the free energy and structure data of the optimized **M** (**M1**, **M2**), **H** (**H1**, **H2**), **R1** and **R2**. The free energy difference between **M1** and **M2**, **H1** and **H2**, and **R1** and **R2** are -5.19 kcal/mol, -4.48 kcal/mol and -5.64 kcal/mol respectively. The energy differences within **M** (**M1** or **M2**), **H** (**H1** or **H2**) and **R** (**R1** or **R2**) are remarkably close to each other and the nature of the two substituents on A1 thus has very little influence on the energy difference between the two diastereomers. Therefore, the energy difference between the two diastereomers

R1 and **R2** is probably due to interactions between groups on the 7-membered rings bearing the Al. There is no obvious crowding between the MeO group and the hydrogens on the 3 methylene group in *trans* isomer R2. (see Appendix B)

	Energy H	Zero-point correction H/particle	Sum of electronic and thermal free energies H (T= -20 °C, 253 K)	$\Delta G(R1-R2)$ kcal/mol
R1	-1345.15546	0.55650	-1344.662958	-5.64320
R2	-1345.14587	0.55661	-1344.653965	
H1	-873.36520	0.21596	-873.189492	-4.47503
H2	-873.35810	0.21619	-873.181922	
M1	-991.32719	0.30140	-991.074073	-5.19390
M2	-991.31959	0.30162	-991.065796	

Table 2.4 Free energies of the optimized **M**, **H** and **R** by B3LYP/6-31+G*

	Al-O(cabonyl on Boc) length (Å)	Al-O bond length (Å)	Al-O (OMe) length (Å)	Al-O (on Boc) length (Å)
R1	1.94888	1.78720	3.63919	4.12067
R2	1.95960	1.79390	3.92336	3.99970
H1	1.94413	1.78053	3.60887	4.07657
H2	1.94954	1.78851	3.88375	3.84009
M1	1.95294	1.78785	3.63404	4.08154
M2	1.96272	1.79532	3.91362	3.9657

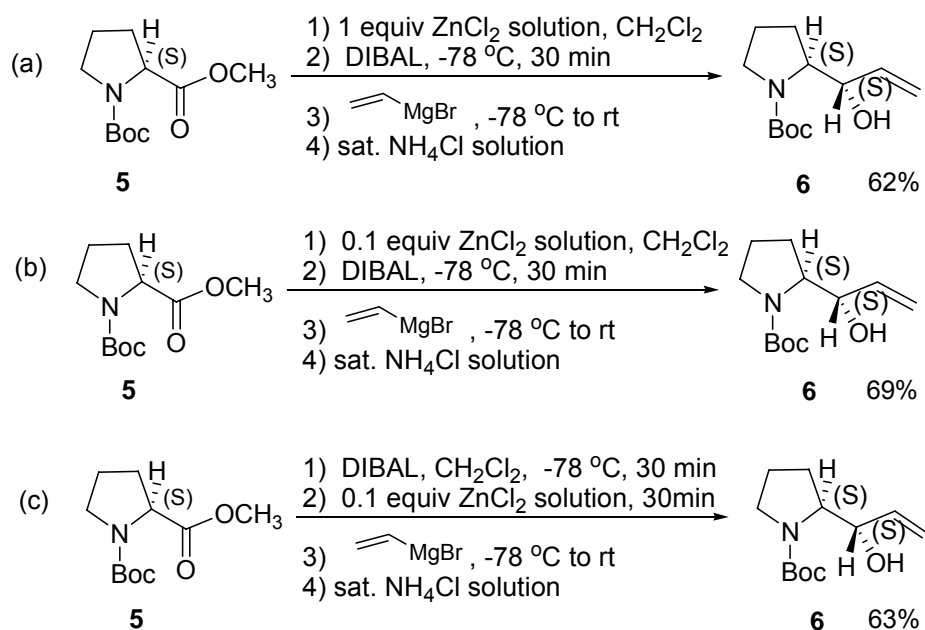
Table 2.5 Distances between Al atom and O atoms in **M**, **H** and **R** by B3LYP/6-31+G*

2.2.3. Improvement in the advanced ester reduction/alkylation method

In this advanced ester reduction/alkylation mechanism, which was first proposed based on experimental data and later confirmed by theoretical calculations, we found that the existence of an equilibration between the reaction intermediates is the key to the high reaction stereoselectivity. Any factor affecting the equilibration may also affect this selectivity. A warm-

up step was applied in our previous study and the higher temperature indeed increased the selectivity. However, a warm-up step is time consuming and requires careful temperature control. In an attempt to discover a simpler method than the warm-up step, we have utilized ZnCl₂ in the ester reduction/alkylation in the hope that this Lewis acid would help remove the MeO group and allow the methoxy group to be re-deposited on the other side of the 7-membered ring, thus facilitating the epimerization.

As described in reaction (a) in Scheme 2.14, DIBAL was added to the mixture of *N*-Boc-*L*-proline methyl ester **5** and 1 equiv ZnCl₂, followed by adding vinylmagnesium bromide. The reaction did indeed produce a single diastereomer **6**. Furthermore, this reaction also worked well with a catalytic amount ZnCl₂ and yielded a single diastereomer **6**, as shown in reaction (b) Scheme 2.14. This reaction is of significant mechanistic and practical importance. First, it significantly simplifies the reaction but still maintains the high selectivity. Second, it strongly supports the mechanism that we advocate. To ensure that the high selectivity originated from the effect of ZnCl₂ on the equilibration, but not from the ZnCl₂ causing chelation between the oxygen or nitrogen atoms inducing selectivity in the DIBAL addition step, reaction (c) in Scheme 2.14 was performed. After DIBAL was added to *N*-Boc-*L*-proline methyl ester **6**, 0.1 equiv ZnCl₂ was added to the reaction mixture, followed by the addition of vinylmagnesium bromide. Reaction (c) indeed affords one single diastereomer **6**. Therefore, reaction (a), (b) and (c) provide solid evidence for our suggested mechanism.



Scheme 2.14 Advanced ester reduction/alkylation with Lewis acid catalyzed equilibration

2.3. Conclusions

The addition of vinylmagnesium bromide to the DIBAL adduct of *N*-Boc-*L*-proline methyl ester, after a warm-up step, gives a Boc-protected β -amino secondary allylic alcohol with high diastereoselectivity of greater than 32:1. This method can be expanded to other Grignard reagents, organolithiums and dialkylzincs with slightly less stereoselectivity.

N-Boc-*L*-proline methyl ester reacts with DIBAL to produce aluminoxy-acetals **R1** and **R2**. The higher temperature probably causes equilibration of **R1** and **R2**, leading to a very high ratio of **R1** to **R2**. The ratio is consistent with the high computed energy differences between **R1** and **R2** and favoring the former. Vinylmagnesium bromide then reacts with **R1** to cause replacement of the methoxide ion with the vinyl nucleophile with retention of configuration (S_Ni process) and gives the protected β -amino secondary allylic alcohol **6**.

Adding ZnCl_2 before or after the addition of DIBAL, followed by vinylmagnesium bromide, significantly simplifies the reaction allowing one to avoid the warm-up step, which is time consuming and requires careful temperature control. The high stereoselectivity is still maintained. The Lewis acid ZnCl_2 is postulated to aid the removal of the MeO group; this group may be re-deposited on the other side of the 7-membered ring, thus facilitating the epimerization.

2.4. Experimental

General Considerations: ^1H and ^{13}C NMR spectra were recorded on a Bruker DPX-300 spectrometer operating at 300 MHz for ^1H and 75 MHz for ^{13}C . Chemical shift data are reported in units of δ (ppm) relative to CHCl_3 as $\delta = 7.26$ for ^1H NMR spectra and CDCl_3 as $\delta = 77.09$ for ^{13}C NMR spectra. Multiplicities are given as: s (singlet), d (double), t (triplet), q (quartet), m (multiplet), and br (broad). Coupling constants, J , are reported in Hz and refer to apparent peak multiplicities and not true constants. Silica gel 60 (40-60 μm , Sorbent Technologies) was used for flash column chromatography. Thin-layer chromatography was performed on glass supported 250- μm silica GF plates (Analtech). Visualization of TLC plates was accomplished with one or more of the following: 254 nm UV light; 7% phosphomolybdic acid in ethanol; 5% anisaldehyde in ethanol containing 5% sulfuric acid and a trace amount of acetic acid. The ratios between diastereomers were determined by ^1H NMR spectroscopy and/or GC analysis. GC analyses were carried out with the Agilent 6850 Series GC System by using the Agilent 19091Z-413E HP-1 methyl siloxane column, heated from 50 $^\circ\text{C}$ to 315 $^\circ\text{C}$ with a rate of 10 $^\circ\text{C}/\text{min}$, and were detected by FID. Anhydrous magnesium sulfate was used as the drying reagent. All reactions were performed under an argon atmosphere and standard precautions against moisture were taken. A Dry Ice/acetone bath was used to obtain a temperature of -78 $^\circ\text{C}$ and -20 $^\circ\text{C}$. An ice bath was used to obtain 0 $^\circ\text{C}$. Tetrahydrofuran (THF) and diethyl ether were distilled over sodium benzophenone ketyl. Hexane was distilled over sodium hydride and toluene was distilled from sodium. All reagents used were purchased from Aldrich.

(*S*)-1-*tert*-butyl 2-methylpyrrolidine-1,2-dicarboxylate (5).⁴⁴ A solution of (0.59 g, 5.1 mmol) of *L*-proline in 5 mL of methanol was cooled to 0 $^\circ\text{C}$ and thionyl chloride (0.40 mL, 5.5

mmol) was added dropwise over 20 min. After the solution had been refluxed for 1 h, the solvent was removed in vacuo to afford a yellow oil which was then dissolved in 6 mL of CH₂Cl₂ under argon before triethylamine (1.03 g, 1.4 mmol) and di-*tert*-butyl dicarbonate (1.33 g, 6.1 mmol) were added at 0 °C. The reaction mixture was stirred at 0 °C for 1 h and then at room temperature overnight. It was made acidic by adding saturated citric acid solution. The organic layer was separated and washed with H₂O, saturated NaHCO₃ and then brine. The combined organic layer was dried over MgSO₄ and concentrated in vacuo to give a yellow oil that was purified by column chromatography (15% acetone in hexanes) to yield 0.99 g (85%) of the title product as a yellow oil. ¹H NMR (CDCl₃) δ 4.27 (dd, J=8, 4 Hz, 0.5 H), 4.17 (dd, J=8, 5 Hz, 0.5 H), 3.68 (s, 3 H), 3.51-3.32 (m, 2 H), 2.18 (m, 1 H), 1.87 (m, 3 H), 1.41 (s, 3.7 H), 1.36 (s, 6.6 H); ¹³C NMR (CDCl₃) δ 173.67, 173.42, 154.33, 153.69, 79.73, 59.00, 58.62, 51.98, 51.82, 46.45, 46.21, 30.78, 29.81, 28.22, 24.24, 23.59; [α]_D²⁰ = -65.5 (c=0.44, MeOH).

(*S*)-*tert*-butyl 2-((*S*)-1-hydroxyallyl)pyrrolidine-1-carboxylate (6) and (*S*)-*tert*-butyl 2-((*R*)-1-hydroxyallyl)pyrrolidine-1-carboxylate (10)

Procedure (a) :^{4,6} Ester reduction/alkylation method.

DIBAL (2.62 mL of a 1.0 M solution in hexane, 2.62 mmol) was added to a solution of *N*-Boc-proline methyl ester **5** (0.50 g, 2.18 mmol) in CH₂Cl₂ (10 mL) at -78 °C. The resulting solution was stirred at -78 °C for 30 min, followed by the addition of vinylmagnesium bromide (6.54 mL of a 1.0 M solution in THF, 6.54 mmol) dropwise at -78 °C. The solution was then allowed to slowly warm to room temperature overnight. Saturated aqueous NH₄Cl solution (10 mL) was added to quench the reaction. Saturated sodium tartrate solution (10 mL) was added to resulting gel. The mixture was stirred at room temperature for 30 min. The organic layer was

extracted with CH₂Cl₂ (3 x 15 mL) and the combined organic layer was dried over anhydrous MgSO₄, and concentrated in vacuo to give an inseparable mixture of diastereomers **6** and **10** at 2:1 ratio. Flash chromatography (30% ethyl acetate in hexanes) gave 0.26 g of the title compound (yield 53%) as a yellow oil. ¹H NMR (CDCl₃) δ 5.79 (m, 1 H), 5.33-5.16 (m, 2 H), 4.12 (m, 0.67 H), 3.92 (m, 1.33 H), 3.45 (m, 1 H), 3.31 (m, 0.7 H), 3.21 (m, 0.3 H) 1.90-1.68 (m, 4 H), 1.47 (s, 6 H), 1.46 (s, 3H).

Procedure (b):^{4,6} Advanced ester reduction/alkylation method.

DIBAL (2.62 mL of a 1.0 M solution in hexane, 2.62 mmol) was added to a solution of *N*-Boc-*L*-proline methyl ester **5** (0.50 g, 2.18 mmol) in CH₂Cl₂ (10 mL) at -78 °C. The resulting solution was stirred at -78 °C for 30 min, and then at -20 °C for 1 h. The mixture was re-cooled to -78 °C, followed by the dropwise addition of vinylmagnesium bromide (6.54 mL of a 1.0 M solution in THF, 6.54 mmol). The solution was then allowed to slowly warm to room temperature overnight. Saturated aqueous NH₄Cl (10mL) solution was added to quench the reaction. Saturated sodium tartrate solution (10 mL) was added to the resulting gel and the mixture was stirred at room temperature for 30 min. The organic layer was extracted with CH₂Cl₂ (3 x 15 mL) and the combined organic layer was dried over anhydrous MgSO₄, and concentrated in vacuo. Flash chromatography (30% ethyl acetate in hexanes) gave 0.40 g of the title compound (yield 80%) as a yellow oil. ¹H NMR (CDCl₃) δ 5.81 (m, 1 H), 5.31 (d, J=17 Hz, 1 H), 5.18 (d, J=10 Hz, 1 H), 4.00 (m, 1 H), 3.85 (m, 1 H), 3.49 (m, 1 H), 3.29 (m, 1 H), 1.90-1.69 (m, 4 H), 1.48 (s, 9 H); ¹H NMR (C₆D₆) δ 5.77 (m, 1 H), 5.35 (m, 1 H), 5.06 (d, J=10 Hz, 1 H), 4.11 (m, 1 H), 3.82 (m, 1 H), 3.17 (m, 1 H), 3.00 (m, 1 H), 1.47-1.20 (m, 13 H); ¹³C NMR (CDCl₃) δ 157.85, 138.33, 116.69, 80.43, 77.21, 62.39, 47.32, 29.62, 28.38 (3 C), 23.80; ¹³C NMR (C₆D₆) δ 157.13, 138.96, 115.92, 79.88, 75.91, 62.84, 47.49, 28.46 (3 C), 27.56, 24.05.

Procedure (c):^{4,6} Addition of vinylmagnesium bromide to *N*-Boc-*L*-prolinal in the presence of (*i*-Bu)₂AlOMe.

Dry methanol (0.02 mL, 0.52 mmol) was added to DIBAL (0.52 mL of a 1.0 M solution in hexane, 0.52 mmol) at -78 °C. The resulting mixture was stirred at -78 °C for 30 min, followed by the addition of a solution of *N*-Boc-*L*-prolinal **42** (0.10 g, 0.44 mmol) in CH₂Cl₂ (4 mL). Vinylmagnesium bromide (1.32 mL of a 1.0 M solution in THF, 1.32 mmol) was then added to the mixture dropwise. After the addition was complete, the reaction mixture was allowed to warm to room temperature overnight. Saturated aqueous NH₄Cl solution was added to quench the reaction. Saturated sodium tartrate solution (8 mL) was added to the resulting gel and the mixture was stirred at room temperature for 30 min. The organic layer was extracted with CH₂Cl₂ (3 x 10mL) and the combined organic layer was dried over anhydrous MgSO₄, and concentrated in vacuo to give an inseparable mixture of diastereomers **6** and **10** at 2:1 ratio (0.085 g, 86%) as a yellow oil. ¹H NMR (CDCl₃) δ 5.79 (m, 1 H), 5.33-5.16 (m, 2 H), 4.12 (m, 0.67 H), 3.92 (m, 1.33 H), 3.45 (m, 1 H), 3.28 (m, 0.6 H), 3.21 (m, 0.3 H) 1.90-1.68 (m, 4 H), 1.47 (s, 6 H), 1.46 (s, 3H).

Procedure (d): With the use of ZnCl₂ catalysis of equilibration instead of warming.

DIBAL (0.48 mL of a 1.0 M solution in hexane, 0.48 mmol) was added to a solution of *N*-Boc-*L*-proline methyl ester **5** (0.10 g, 0.44 mmol) and ZnCl₂ (0.44 mL of a 1.0 M solution in ether, 0.44 mmol) in CH₂Cl₂ (2 mL) at -78 °C. The resulting solution was stirred at -78 °C for 30 min, followed by the addition of vinylmagnesium bromide -78 °C (1.31 mL of a 1.0 M solution in THF, 1.31 mmol) dropwise. The solution was then allowed to warm to room temperature overnight. Saturated aqueous NH₄Cl solution was added to quench the reaction. Saturated sodium tartrate solution (3 mL) was added to the resulting gel and the mixture was stirred at

room temperature for about 30 min. The aqueous layer was extracted with CH₂Cl₂ (3 x 10 mL) and the combined organic layer was dried over anhydrous MgSO₄, and concentrated in vacuo to give crude product as a yellow oil. Flash chromatography (30% ethyl acetate in hexanes) gave 0.057 g of the title compound (yield 62%) as a yellow oil. ¹H NMR (CDCl₃) δ 5.84 (m, 1 H), 5.30 (d, J= 13 Hz, 1 H), 5.18 (d, J=10 Hz, 1 H), 3.98 (m, 1 H), 3.85 (m, 1 H), 3.48 (m, 1 H), 3.31 (m, 1 H), 2.04-1.72 (m, 4 H), 1.47 (s, 9 H).

Analogous experiment were performed in which only 10% of ZnCl₂ was used (i) before addition of DIBAL and (ii) after the addition of DIBAL and the results were virtually the same.

(S)-tert-butyl 2-((S)-1-hydroxyethyl)pyrrolidine-1-carboxylate (31) and (S)-tert-butyl 2-((R)-1-hydroxyethyl)pyrrolidine-1-carboxylate (32).⁴⁶ The procedure was the same as for **6** and **10** except that methylmagnesium bromide or methyl lithium or dimethyl zinc was used instead of vinylmagnesium bromide. It gave 0.54 g (57%) **31** and **32** at 6:1 ratio when methylmagnesium bromide was used. It gave 0.46 g (49%) **31** and **32** at 8:1 ratio when methyl lithium was used. It gave 0.49 g (52%) **31** and **32** at 10:1 ratio when dimethyl zinc was used. ¹H NMR (CDCl₃) δ 5.19 (br, 1 H), 3.74-3.65 (m, 2 H), 3.47 (m, 1 H), 3.25 (m, 1 H), 2.00 (m, 1 H), 1.89-1.70 (m, 2 H), 1.59 (m, 1 H), 1.47 (s, 9 H), 1.14 (d, J=6 Hz, 3 H).

(1S,7aS)-1-methyl-tetrahydropyrrolo[1,2-c]oxazol-3(1H)-one (38).³ **31** (0.089 g, 0.41 mmol) in THF (4 mL) was treated with NaH (0.033 g of 60% wt dispersed in mineral oil, 0.83 mmol) at 0 °C. The suspension was stirred at 0 °C for 5 min, and then at room temperature overnight. The reaction was quenched with H₂O (5 mL). The mixture was extracted with CH₂Cl₂ (3 x 5 mL) the combined organic extract was dried over anhydrous MgSO₄ and

concentrated in vacuo. Flash chromatography (50% ethyl acetate in hexanes) gave 0.040 g of the title compound (yield 69%) as a yellow oil. ^1H NMR (CDCl_3) δ 4.0 (m, 1 H), 3.63 (m, 1 H), 3.49 (m, 1 H), 3.15 (m, 1 H), 2.12-1.82 (m, 4 H), 1.48-1.46 (d, $J=6.4$ Hz, 3 H); ^{13}C NMR (C_6D_6) δ 160.97, 75.98, 65.67, 45.83, 30.17, 25.51, 21.06.

(S)-methyl 1-benzylpyrrolidine-2-carboxylate (43). A mixture of *L*-proline methyl ester hydrochloride (0.30 g, 1.78 mmol), benzyl bromide (0.30 g, 1.8 mmol) and K_2CO_3 (0.98 g, 7.1 mmol) in dry CH_2Cl_2 was stirred at room temperature for 24 h. The reaction mixture was poured into a mixture of water (5 mL) and ethyl acetate (10 mL). The aqueous layer was washed with ethyl acetate (3 x 10 mL). The combined organic layer was dried over anhydrous MgSO_4 and concentrated in vacuo. Flash chromatography (15% ethyl acetate in hexanes) gave 0.28 g of the title compound (yield 69%) as a yellow oil. ^1H NMR (CDCl_3) δ 7.41-7.35 (m, 5 H), 3.97 (d, $J=13$ Hz, 1 H), 3.73 (s, 3 H), 3.66 (d, $J=13$ Hz, 1 H), 3.33 (m, 1 H), 3.17-3.12 (m, 2 H), 2.28-1.26 (m, 4 H); ^{13}C NMR (CDCl_3) δ 174.46, 138.36, 129.12, 128.10, 127.01, 65.22, 58.60, 53.16, 51.55, 29.32, 22.98.

3. ASYMMETRIC SYNTHESIS METHOD FOR NITROGEN HETEROCYCLES

3.1. Introduction

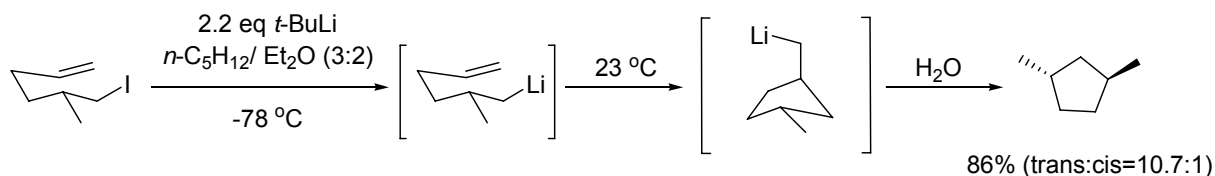
3.1.1. Background for methods to produce organolithiums by intramolecular carbolithiation

There have been an increasing number of papers about the intramolecular addition of alkyllithiums to unactivated alkenes as a preparative method for cyclopentylmethylolithiums, their heterocyclic analogues and, less effectively, the corresponding six-membered rings.⁵¹⁻⁵³ Although recent significant advances has been made by many in this field, the methods to produce organolithiums by intramolecular carbolithiation still have considerable limitations. Previously, a major limitation has been the lack of a general method for preparing organolithiums. For the most part, the conventional generation methods can only be used for primary organolithiums or those with special stabilizing features such as adjacent heteroatom groups that direct lithiations or sp^2 character of the carbon atom bearing the lithium. In most cases, the organolithium was produced by halogen-lithium or tin-lithium exchange or by heteroatom-directed lithiation.

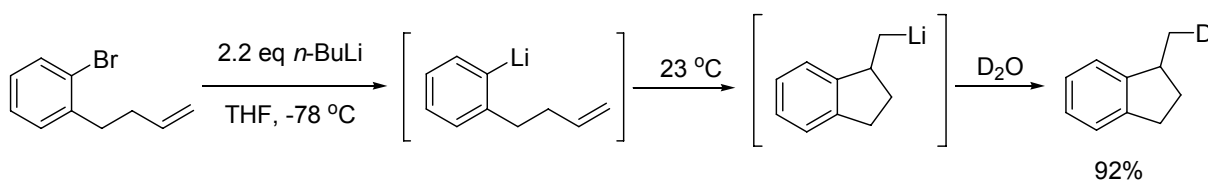
Halogen-lithium exchange is a method to generate primary alkyllithiums, aryllithiums, and vinylolithiums, which can undergo intramolecular carbolithiation (Scheme 3.1). All three reactions⁵⁴⁻⁵⁶ in Scheme 3.1 give cyclized products in good yield. Reaction (a)^{57,58} has become a standard method to generate primary alkyllithiums and is widely used in organic synthesis.

These organolithiums could be formed at $-78\text{ }^{\circ}\text{C}$. However, the carbolithiation reaction requires a higher temperature, such as $0\text{ }^{\circ}\text{C}$ or ambient temperature.

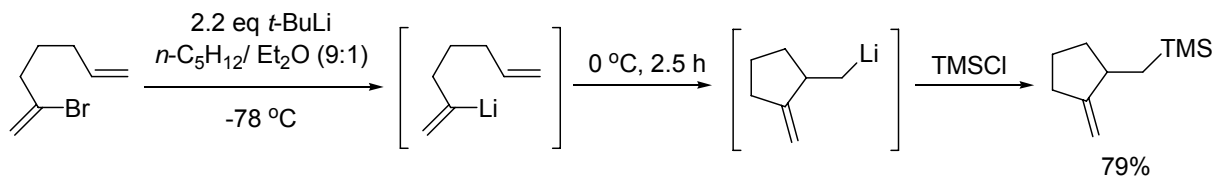
(a) Primary alkyllithium cyclization



(b) Aryllithiums cyclization



(c) Vinylolithium cyclization

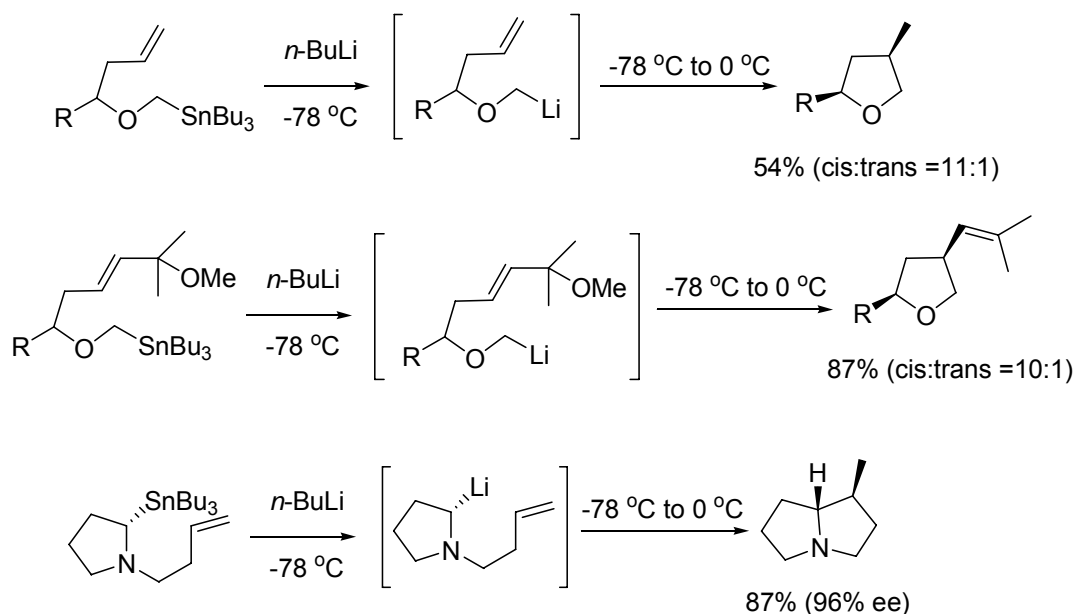


Scheme 3.1 Intramolecular carbolithiation by halogen-lithium exchange

The mechanism of halogen-lithium exchange (Scheme 3.2) involves a step proceeding through an ate-complex intermediate.⁵⁹ Two equivalents of *t*-BuLi are needed for the reaction. The first equivalent of *t*-BuLi reacts with the alkyl iodide **46** to form an ate-complex **47**, which decomposes to *t*-BuI and the alkyllithium **48**. The first two reactions are reversible. The second equivalent of *t*-BuLi reacts with *t*-BuI and drives the equilibria to the alkyllithium product side. A limitation of halogen-lithium exchange is that secondary and tertiary alkyllithiums can not be formed through halogen-lithium exchange due to the severe Wurtz-type coupling and elimination reactions of secondary and tertiary halides.

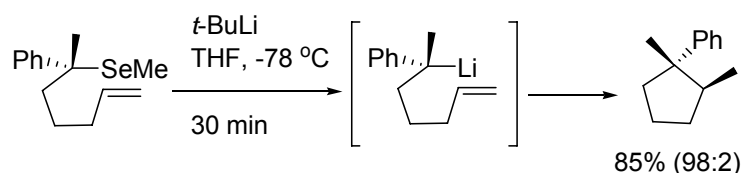
Tin-lithium exchange has also been used in intramolecular carbolithiations (Scheme 3.4).⁶²⁻

⁶⁴ The reaction between organolithiums and stannanes is very fast. Aryllithiums, vinyllithium and α -heterosubstituted organolithiums can be formed through tin-lithium exchange.



Scheme 3.4 Tin-lithium exchange in intramolecular carbolithiation.

Selenium-lithium exchange can also be used but only when the resultant organolithium is more stable than the starting organolithium. This method is usually used to form stabilized organolithiums, such as allyllithiums and benzyllithiums, which can not be generated by halogen-lithium exchange due to the coupling between the newly formed organolithium and the unreacted halide (Scheme 3.5).⁶⁵



Scheme 3.5 Selenium-lithium exchange

Recently, an extensive investigation of the use of reductive lithiation of phenyl thioethers for the production of the alkyl- and vinyl lithium substrates for intramolecular carbolithiation appeared from this laboratory.¹

The reductive lithiation of phenylthioethers by lithium naphthalenide (LN), independently discovered by Cohen⁶⁶⁻⁶⁸ and Screttas^{69,70} in the late 70's, has proved to be a general method to produce organolithiums. While lithium naphthalenide was used in the early work, two alternative reducing agents, lithium(1-dimethylamino)naphthalenide (LDMAN)⁷¹ and lithium 4,4'-di-*tert*-butylbiphenylide (LDBB),⁷² were soon introduced (Figure 3.1). All three radical-anion reducing agents are widely used today.

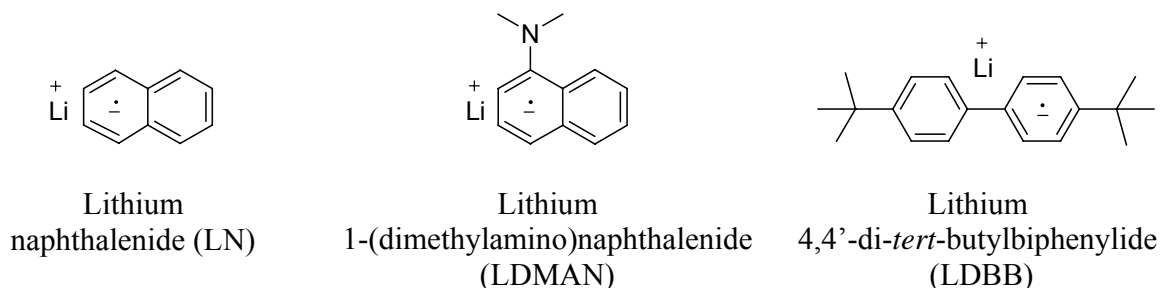
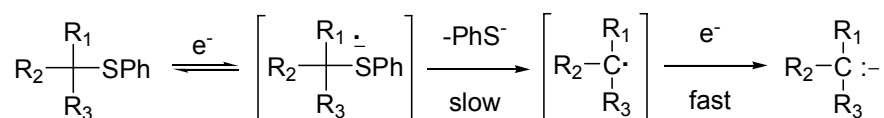


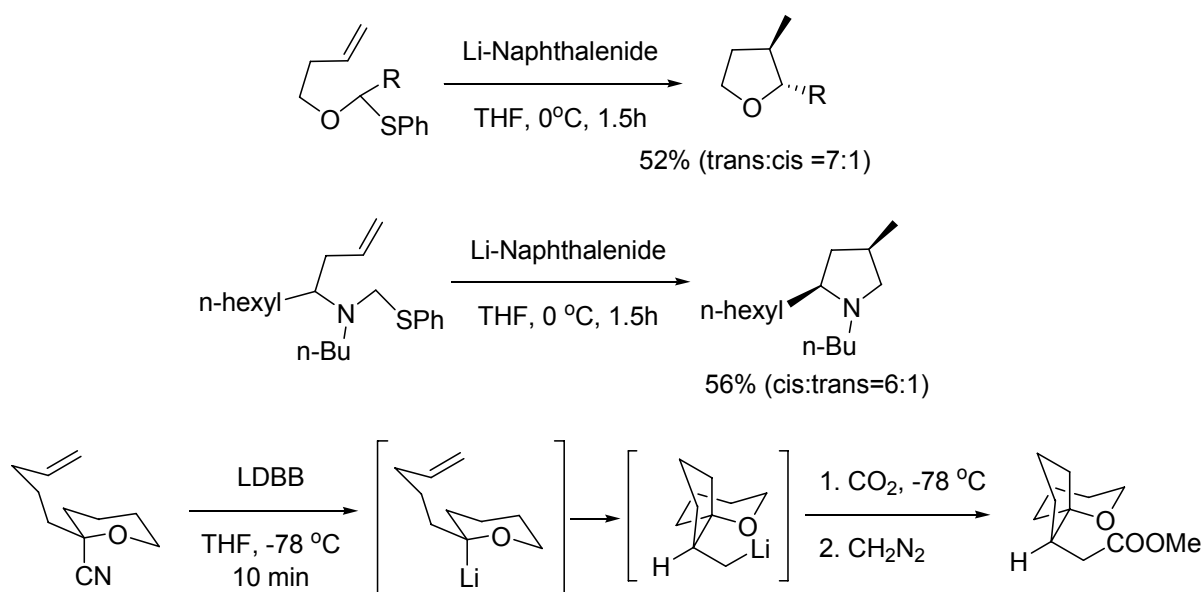
Figure 3.1 Radical anion reducing agents

As shown in Scheme 3.6, the mechanism⁷³ of reductive lithiation of phenylthioethers is generally believed to involve the reversible transfer of an electron from the reducing agent (LN, LDMAN, or LDBB) to the substrate. The C-S bond in the radical-anion intermediate is homolytically cleaved to form a carbon radical. This carbon radical receives electron from another equivalent of reducing agent and forms carbanion. The formation of the carbon radical is the rate-determined step and the rate is largely determined by the stability of this radical.



Scheme 3.6 Mechanism of reductive lithiation

A few examples of intramolecular carbolithiation of nonconjugated alkylolithiums prepared by reductive lithiation were published prior to or almost concurrently with the recent publication^{1a} from this laboratory (Scheme 3.7). Broka^{62,63} reported two examples of reactions that produce tetrahydrofuran and pyrrolidine with good selectivity and fairly good yield. Rychnovsky⁷⁴ reported an example of cyclization of the tertiary carbanion generated by reductive lithiation of a nitrile substituent.

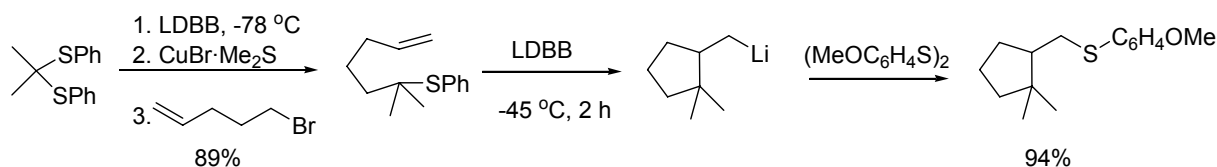


Scheme 3.7 Examples of earlier intramolecular carbolithiations by reductive lithiation

3.1.2. Lithium oxyanion effect in accelerating and exerting stereocontrol over intramolecular carbolithiation reactions

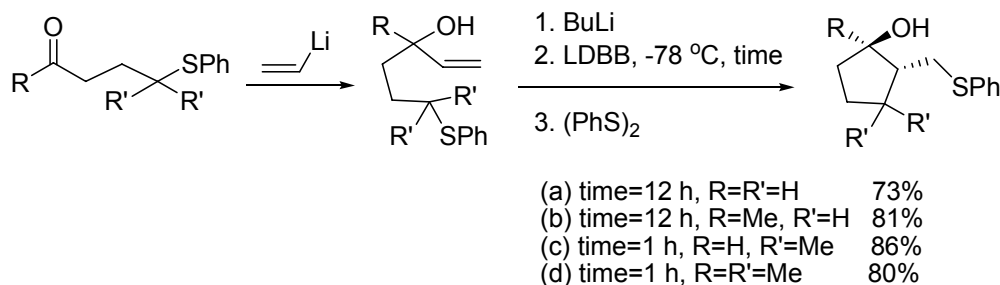
Recent work from our laboratory has greatly advanced cyclizations to 5-membered rings by intramolecular carbolithiation. Organolithiums have been shown to be easily available by reductive lithiation of phenyl thioethers by aromatic radical anions. Intramolecular carbometallations were found to be greatly accelerated in the presence of a suitably placed oxyanionic group. The oxyanionic group also controls the stereochemistry of the products.

Shown in Scheme 3.8¹ is the first example of a tertiary carbanionic cyclization. It should be noted that this cyclization was performed at a far lower temperature than that at which such cyclizations usually occur. Owing to the unique properties of sulfur, rapid construction of the substrates from the thioacetal of acetone is possible.



Scheme 3.8 Intramolecular carbolithiation reactions with a tertiary organolithium

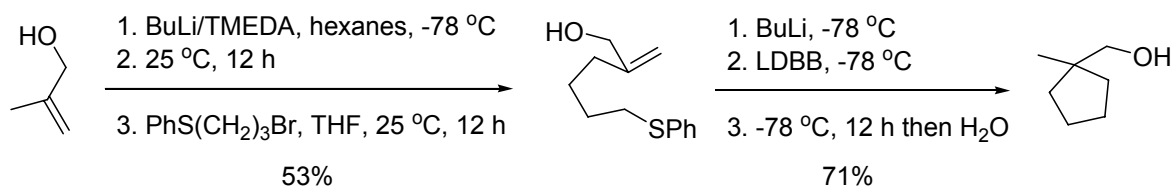
Reductive lithiation using appropriately placed allylic or homoallylic alcohol groups on the alkene has two major advantages. First, the allylic or homoallylic oxyanionic groups on the alkene have a powerful accelerating effect on the intramolecular carbometalation. If we compare the reaction in Scheme 3.8 that takes 2 h at $-45\text{ }^{\circ}\text{C}$ with reaction (c) in Scheme 3.9 that takes 1 h at $-78\text{ }^{\circ}\text{C}$,¹ we find that an allylic lithium oxyanionic group greatly accelerates the cyclization of an unconjugated alkyl lithium and/or allows lower temperatures to be used. In the presence of the allylic lithium oxyanionic group, even the cyclizations of primary alkyl lithiums occur in THF at $-78\text{ }^{\circ}\text{C}$.¹ Second, using this technology the cyclization product contains the useful alcohol functionality in addition to the lithiomethyl group.



Scheme 3.9 Intramolecular carbolithiation reactions with oxyanionic groups

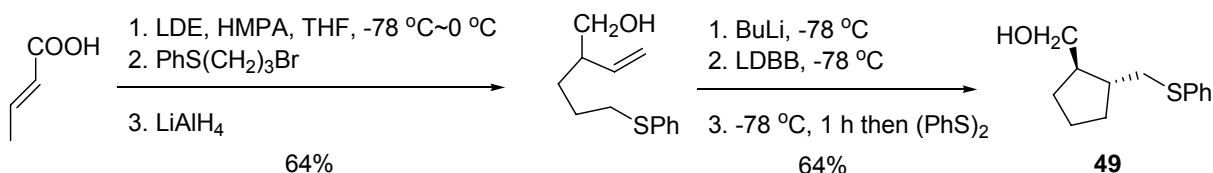
In Scheme 3.9, the most unexpected phenomenon is that the single diastereomers isolated in all four cases have the oxygen function and the function derived from the CH_2Li group on the opposite side of the cyclopentane ring. The directing effect of the lithium oxyanionic group is complete. It is also in the opposite sense to that in the reaction of intramolecular allylmetallic carbometalations metallo-ene cyclization.¹

Although the allylic lithium oxyanionic group shown in Scheme 3.10,¹ is in a different position as comparing to that in Scheme 3.9, it was found to be equally effective at promoting cyclization. In Scheme 3.9, the allylic lithium oxyanionic group is positioned such that it is a ring substituent in the cyclized organolithium, whereas in Scheme 3.10 the alcohol function is positioned *exo* to the ring.



Scheme 3.10 Intramolecular carbolithianion reaction with an oxyanionic group *exo* to the ring

A *homo* allylic lithium oxyanion placed *exo* to the forming ring shown in Scheme 3.11¹ is even more effective in accelerating the cyclization than the allylic lithium oxyanionic group shown in Scheme 3.10. The stereochemistry of the product **49** is still *trans*. On the other hand, if the *homo* allylic lithium oxyanion was a substituent on the forming ring, an apparent retardation of cyclization was observed.



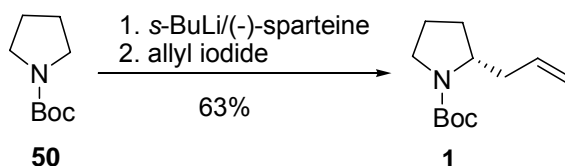
Scheme 3.11 Intramolecular carbolithianion reaction with a *homo* allylic oxyanionic group

The versatility of intramolecular carbolithiation for cyclizations is greatly increased by taking advantage of the combined powers of reductive lithiation of phenyl thioethers in substrate preparation and of the accelerating and remarkable directing effect of allylic and homoallylic lithium oxyanionic groups.

3.2. Results and Discussions

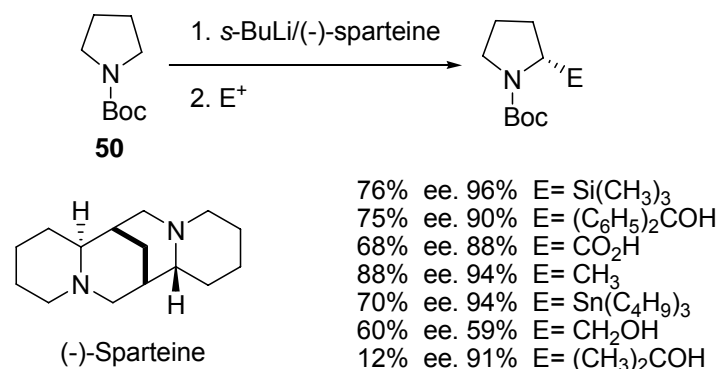
Based on the previous work described above, we developed procedures for the asymmetric synthesis of fused functionalized pyrrolidines, namely pyrrolizidines such as **52** and **55**. The pyrrolizidine skeleton is found in a large class of alkaloids.⁸⁰ A previous worker from this laboratory, Yixiong Lei, had done preliminary work on the cyclization to compound **52**.

As shown in Scheme 3.12, compound **1** was obtained by asymmetrically deprotonation of *N*-Boc-pyrrolidine **50** by *s*-BuLi in the presence (-)-sparteine. This general asymmetric deprotonation method was developed by Beak's group.^{81,82}



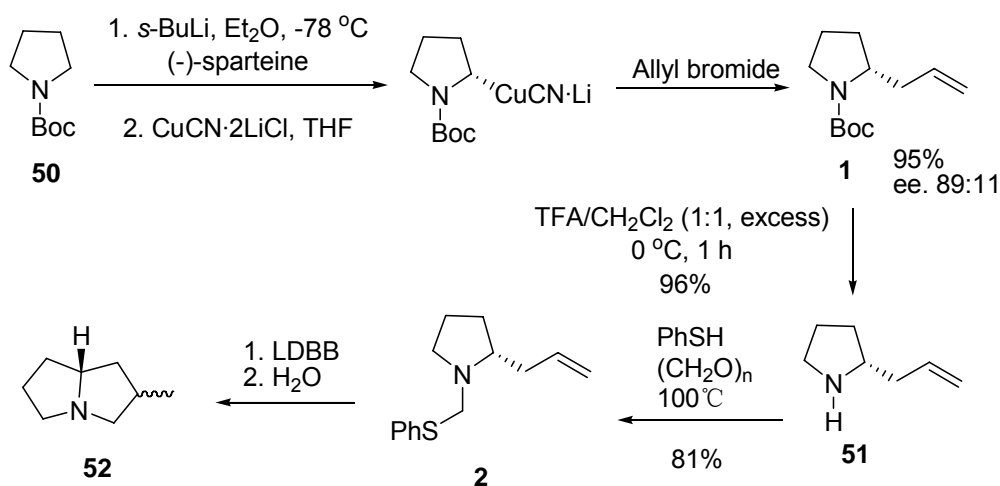
Scheme 3.12 Procedure to synthesize compound **1** through Beak's method

As seen in Scheme 3.13,⁸¹ (-)-sparteine plays a crucial role in asymmetric deprotonation. When (-)-sparteine is present in the reaction, high enantioselectivity is observed.



Scheme 3.13 Asymmetric deprotonation of *N*-Boc-pyrrolidine **50**

A more recent publication reported a high yield method of preparation of compound **1** (Scheme 3.14).⁸³ We adopted this method in our study and achieved a much better yield with acceptable enantioselectivity. Beak deprotonation of *N*-Boc-pyrrolidine **50** in diethyl ether followed by treatment with CuCN·2LiCl gave lithium alkylcyanocuprate. The reaction of *N*-Boc-2-pyrrolidinylcuprates with allyl bromide gave compound **1** in high yield with acceptable enantioselectivity.

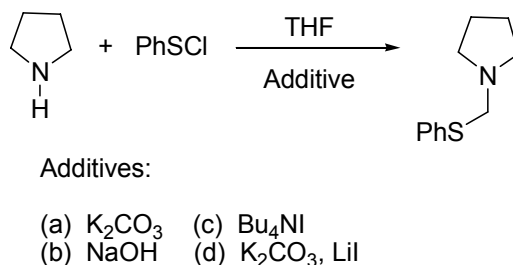


Scheme 3.14 Asymmetric synthesis of pyrrolizidine **52**

When compound **1** is treated with TFA in dichloromethane (1:1 volume ratio) for 1 h, it undergoes a de-protection reaction and results in compound **51** in almost quantitative yield,⁸⁴

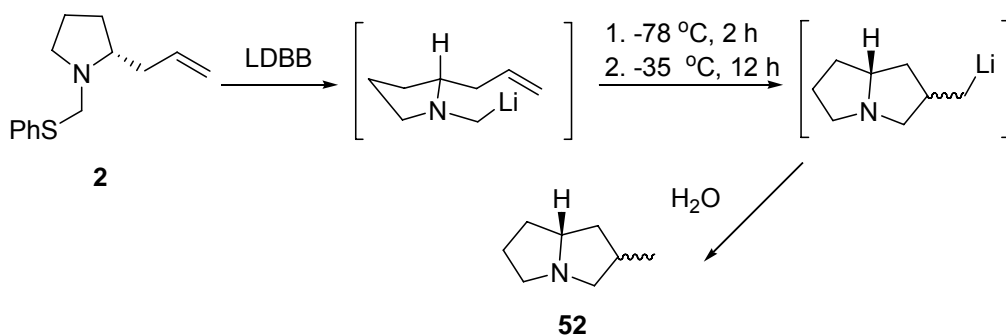
fortunately requiring no further purification since compound **51** is volatile. In toluene, compound **51** reacts with thiophenol and formaldehyde^{85,86} at 100 °C to produce compound **2**.

In this study, different approaches for the preparation of compound **2** were tested. One is the successful method that we have described above. The other potential approach to prepare compound **2** could be the S_N2 reaction by treating compound **51** with chloromethyl phenyl sulfide.^{87,88} To test the feasibility of this approach, several conditions, for the model reaction shown in Scheme 3.15, were investigated. However, none of them succeeded. One possible explanation for the failure is that chloromethyl phenyl sulfide might instantly react with the moisture in air to give PhSOH when the cap of the container is opened. Another explanation is that the chloromethyl phenyl sulfide that we purchased and used in our reaction was not completely dry. In the NMR spectra of the products obtained from reactions in Scheme 3.15, we did observe PhSOH as the main product.



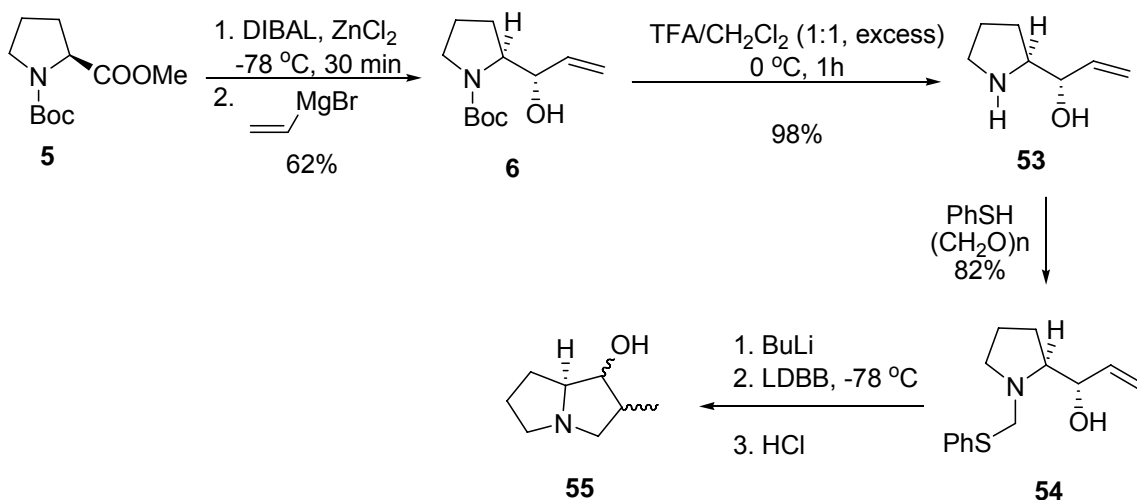
Scheme 3.15 Synthesis of 1-(phenylthiomethyl)pyrrolidine through S_N2 reaction

Compound **2** undergoes a reductive lithiation reaction with LDBB to form a primary organolithium. This primary organolithium in turn appears undergo an intramolecular cyclization to produce compound **52**. (Scheme 3.16) Compound **52** could not be readily purified but a picrate salt was characterized and the ¹H and ¹³C spectra were consistent with the salt of the pyrrolizidine **52**. The work will require subsequent refinement.



Scheme 3.16 Intramolecular cabanionic cyclization

Allyl alcohol **6** was also utilized in preliminary experiments for a cyclization by similar processing. Compound **6** was synthesized as mentioned previously by asymmetrically reducing the ester with DIBAL and ZnCl₂ followed by addition of vinyl magnesium bromide (Scheme 3.17).



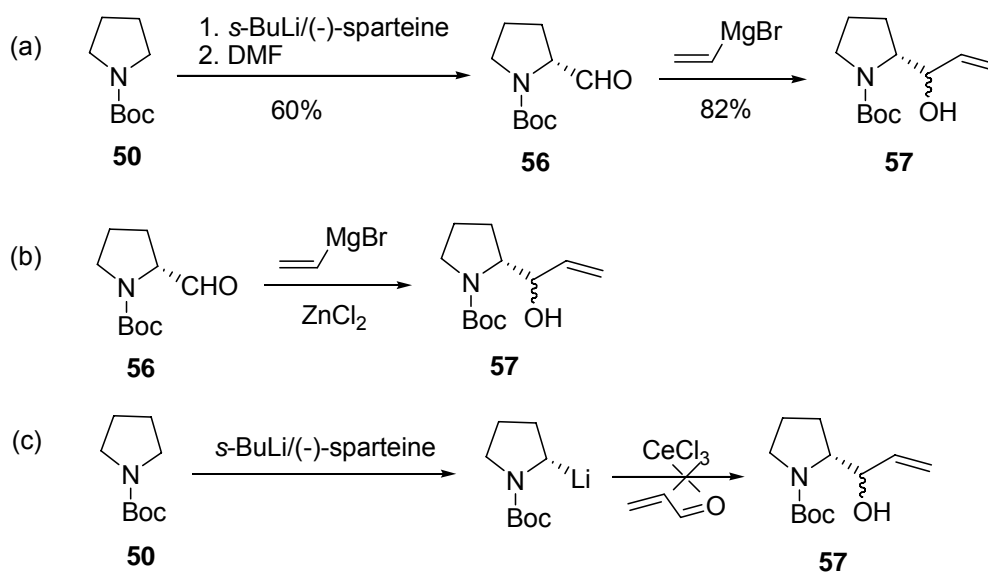
Scheme 3.17 Asymmetric synthesis of pyrrolizidinol **55**

Similar to compound (*R*)-*tert*-butyl 2-allylpyrrolidine-1-carboxylate **51**, compound **53** was made by treating compound **6** with TFA in dichloromethane (1:1 volume ratio) for 1 h. Fortunately, no rearrangement of the acid-sensitive allyl alcohol function occurs during the *N*-deprotection.

Compound **53** reacts with thiophenol and formaldehyde at 100 °C in toluene to afford compound **54** which upon alcohol deprotonation and reductive lithiation undergoes an allylic oxyanionic accelerated reductive lithiation and cyclization.

As above, **55** could not be purified to the point of characterization. Flash chromatography was tried without success. Compound **55** did not elute from a silican column pre-washed with triethyl amine, and it could not be separated efficiently with a basic aluminium oxide column. However, the ¹H NMR of the crude product **55** has a methyl doublet that was consistent with the pyrrolizidinol **55**. This work will require subsequent refinement.

As shown in Scheme 3.18, in order to obtain compound **57**, the 2 diastereomers of **6** but possessing the enantiomeric configuration, several efforts have been made without success. These efforts include: (a) Repeating the reported procedure of using *s*-BuLi to asymmetrically remove the proton on the pyrrolidine ring followed by the addition of DMF to generate aldehyde **56**.⁸² However, when vinyl magnesium bromide is used to react with **56**, although the yield of compound **57** is good. But the ratio of diastereoisomers is nearly 1:1. (b) treating compound **56** with a vinyl zinc chloride in hopes of a better diastereoselectivity.^{6,15} The yield was good and the selectivity was improved as a major and a minor diastereoisomer were obtained. However, the selectivity is still not as good as the DIBAL reduction method starting from *N*-Boc-*L*-proline methyl ester. (c) Treating the lithium compound with CeCl₃⁹⁰ followed by acrolein. The desired products were not produced.



Scheme 3.18 Unsuccessful methods to obtain Compound **57**

3.3. Conclusions

Previous study in our lab has demonstrated the potential for very greatly extending the versatility of the cyclization method (1) by generating the organolithiums by reductive lithiation of phenyl thioethers with aromatic radical-anions such as lithium 1-(dimethylamino)naphthalenide (LDMAN) and 4,4'-di-*tert*-butylbiphenylide (LDBB) and (2) by using allylic or homoallylic alcohol groups on the receiving alkene. In this current study, we developed a new method for asymmetric synthesis of fused functionalized pyrrolidines, namely pyrrolizidines. With this new method, we largely expanded the scope of reductive lithiation in organolithium synthesis. The allylic or homoallylic oxyanionic group on the alkene greatly accelerates the reaction and leads in most cases to completely stereoselective cyclization at $-78\text{ }^{\circ}\text{C}$. Furthermore, because the pyrrolizidine skeleton is found in a large class of biological alkaloids, these pyrrolizidines may lead to alkaloids with high stereoselectivity.

3.4. Experimental

General Considerations: see p. 34.

Lithium 4,4'-di-*t*-butylbiphenylide (LDBB).¹ To a flame-dried three-neck round-bottom flask, equipped with a glass-coated stirring bar, argon inlet and rubber septum was added 4,4'-di-*tert*-butylbiphenyl (DBB) (4.00 g, 15.0 mmol). Lithium ribbon was prepared by scraping the dark oxide coating off of the surface while it was immersed in mineral oil. The shiny metal was dipped in hexanes in order to remove the oil and then weighed (104 mg, 15.0 mmol) in a tared beaker containing mineral oil. The metal was sliced into small pieces while it was still immersed in mineral oil. The lithium pieces were dipped again in hexanes prior to addition to the flask. THF (40 mL) was added to the DBB/lithium mixture via syringe. The reaction mixture was stirred at room temperature for about 5 min until a dark-blue color appeared on the lithium surface and it was then cooled to 0 °C and stirred for 5 h. The resulting dark-blue solution of LDBB was ready for use in reductive lithiation.

(*R*)-*tert*-butyl 2-allylpyrrolidine-1-carboxylate (1).

Procedure (a).⁸¹ To (-)-sparteine (23.0 mL, 100 mmol) and *N*-Boc-pyrrolidine (8.56 g, 50 mmol) in Et₂O (135 mL) at -78 °C was added *s*-BuLi (76.9 mL of 1.4 M solution in cyclohexane, 100 mmol). The reaction mixture was stirred for 5 h at -78 °C and then allyl iodide (11.4 mL, 125 mmol) was added. The mixture was allowed to slowly warm to room temperature overnight. Workup consisted of addition of water (80 mL), extraction of the aqueous layer with Et₂O (3 x 80 mL), extraction of the combined Et₂O extracts with 5% phosphoric acid (H₃PO₄) (80 mL),

drying over anhydrous magnesium sulfate (MgSO_4), filtration, and concentration in vacuo. The crude product was purified by flash chromatography (10% ethyl acetate in hexanes) to yield 6.64 g (63%) of the title product as a yellow oil. ^1H NMR (CDCl_3) δ 5.73 (m, 1 H), 5.08-5.00 (m, 2 H), 3.80 (m, 1 H), 3.32-3.30 (m, 2 H), 2.47 (m, 1 H), 2.11 (m, 1 H), 1.89-1.66 (m, 4 H), 1.46 (s, 9 H); ^{13}C NMR (CDCl_3) δ 154.5, 135.21, 116.90, 78.92, 56.69, 46.41, 38.59, 29.68, 28.41 (3 C), 23.17.

Procedure (b).⁸³ *N*-Boc pyrrolidine (0.87 g, 5.0 mmol) was dissolved in freshly distilled Et_2O (15 mL) along with (-)-sparteine (1.76 g, 7.5 mmol). The reaction mixture was cooled to $-78\text{ }^\circ\text{C}$ and *s*-BuLi (5.77 mL of a 1.3 M solution in cyclohexane/hexanes, 7.5 mmol) was added dropwise by syringe. The resulting solution was stirred at $-78\text{ }^\circ\text{C}$ for 1 h. Then a solution containing CuCN (0.67 g, 7.5 mmol) and LiCl (0.64 g, 15 mmol) in THF (20 mL) was added dropwise by syringe. The mixture was allowed to stir at $-78\text{ }^\circ\text{C}$ for 30 min before the addition of allyl bromide (0.91 g, 7.5 mmol). The reaction mixture was allowed to warm quickly to $-50\text{ }^\circ\text{C}$ and then slowly to room temperature overnight. The reaction mixture was diluted with Et_2O (100 mL) and the reaction was quenched with 5% phosphoric acid (H_3PO_4) (125 mL). The layers were separated and the organic layer was dried (MgSO_4) and concentrated in vacuo to give an yellow oil that was purified by column chromatography (10% ethyl acetate in hexanes) to yield 1.0 g (95%) of the title product as a yellow oil. ^1H NMR (CDCl_3) δ 5.74 (m, 1 H), 5.06-5.00 (m, 2 H), 3.75 (m, 1 H), 3.36-3.28 (m, 2 H), 2.47 (m, 1 H), 2.09 (m, 1 H), 1.94-1.69 (m, 4 H), 1.46 (s, 9 H).

(*R*)-2-allyl-1-((phenylthio)methyl)pyrrolidine (2).⁶³ A solution of the **51** (0.75 g, 6.7 mmol) in 7 mL of toluene was treated with PhSH (0.74 g, 6.7 mmol), paraformaldehyde (0.20 g,

6.7 mmol), and a few crystals of 4,4'-methylenebis(2,6-di-*tert*-butylphenol). The mixture was stirred overnight at 100 °C. The volatiles were removed under reduced pressure, leaving the crude product (1.3 g, 81%). ¹H NMR (CDCl₃) δ 7.49 (m, 1 H), 7.30-7.13 (m, 4 H), 5.66 (m, 1 H), 5.03-4.91 (m, 2 H), 4.71 (d, J=13 Hz, 1 H), 4.64 (d, J=13 Hz, 1 H), 2.95-2.78 (m, 3 H), 2.24-2.14 (m, 2 H), 1.94-1.81 (m, 2 H), 1.69 (m, 1 H), 1.50 (m, 1 H).

(R)-2-allylpyrrolidine (51).⁸⁴ A solution of **1** (2.03 g, 9.63 mmol) in CH₂Cl₂ (8 mL) was treated with trifluoroacetic acid (8 mL) at 0 °C and the mixture was stirred for 1 h at the same temperature. After dilution with CH₂Cl₂ (60 mL), the pH of the solution was adjusted to 7–8 using saturated aqueous NaHCO₃ solution. The crude product was extracted with CH₂Cl₂ (10 x 15 mL) and dried with K₂CO₃ and concentrated in vacuo to give **51** (1.02 g, 96%) as a yellow oil. The product was used for the next step without further purification. ¹H NMR (CDCl₃) δ 5.75 (m, 1 H), 5.21-5.11 (m, 2 H), 3.50 (m, 1 H), 3.29-3.20 (m, 2 H), 2.54-2.40 (m, 2 H), 2.12-1.95 (m, 3 H), 1.71 (m, 1 H); ¹³C NMR (CDCl₃) δ 132.47, 118.99, 59.39, 44.70, 36.19, 29.87, 23.42.

(R)-2-methyl-hexahydro-1H-pyrrolizine (52).¹ Freshly prepared LDBB (16.9 mmol in 45 mL of THF) at -78 °C was cannulated to a flask containing compound **2** (0.79 g, 3.39 mmol) in 22 mL of THF at -78 °C. The reaction mixture was stirred at -78 °C for 2 h and then at -35 °C overnight. The reaction was quenched with 2 M HCl solution (20 mL) at -78 °C. After the reaction mixture had been further stirred for 10 minutes, the aqueous layer was washed with ether (3 x 30 mL). The resulting aqueous layer was neutralized with 2 M NaOH solution and extracted with CH₂Cl₂ (3 x 20 mL). The combined organic layer was dried over anhydrous K₂CO₃ and concentrated in vacuo to give a yellow oil (0.36 g). The yellow oil was crystallized

with picric acid in ethanol to form a yellow solid. NMR data of the picrate salt of compound **52**:
 ^1H NMR (CDCl_3) δ 8.92 (s, 2 H), 2.68-2.12 (m, 5 H), 1.97-1.55 (m, 7 H), 1.14 (d, $J=6\text{Hz}$, 3 H);
 ^{13}C NMR (CDCl_3) δ 160.61, 152.48, 141.22 (2 C), 125.95 (2 C), 68.10, 61.19, 54.30, 39.42,
34.76, 29.93, 24.23, 15.21.

(S)-1-((S)-pyrrolidin-2-yl)prop-2-en-1-ol (53). A solution of **6** (0.12 g, 0.53 mmol) in CH_2Cl_2 (1 mL) was treated with trifluoroacetic acid (1 mL) at 0 °C and the mixture was stirred for 1 h at the same temperature. After dilution with CH_2Cl_2 (5 mL), the mixture was washed with 3.5 mL 2 M NaOH solution. The crude product was extracted with ether (10 x 5 mL) and the extract was dried with anhydrous K_2CO_3 and concentrated in vacuo. The product was used for the next step without further purification (0.066 g, 98%). ^1H NMR (CDCl_3) δ 5.80 (ddd, $J=6, 10, 17\text{ Hz}$, 1 H), 5.27 (m, 1 H), 5.12 (m, 1 H), 3.25-2.86 (m, 4 H), 1.78-1.66 (m, 4 H).

(S)-1-((S)-1-((phenylthio)methyl)pyrrolidin-2-yl)prop-2-en-1-ol (54). A solution of the **53** (0.25 g, 2 mmol) in 3 mL of toluene was treated with PhSH (0.22 g, 2 mmol), paraformaldehyde (0.060 g, 2 mmol), and a few crystals of 4,4'-methylenebis(2,6-di-*tert*-butylphenol). The mixture was stirred overnight at 100 °C. The volatiles were removed under reduced pressure, leaving the crude product (0.41 g, 82%). ^1H NMR (CDCl_3) δ 7.52-7.16 (m, 5 H), 5.72 (m, 1 H), 5.08-4.94 (m, 2 H), 4.67 (m, 1 H), 3.83 (d, $J=12\text{ Hz}$, 1H), 3.76 (d, $J=12\text{ Hz}$, 1H), 3.18-2.49 (m, 3 H), 2.00-1.65 (m, 4 H).

(S)-2-methyl-hexahydro-1H-pyrrolizin-1-ol (55). To a stirred solution of compound **54** (0.41 g, 1.64 mmol) in 6 mL of THF at -78 °C under argon, was added *n*-BuLi (1.1 mL of 1.6 M

solution in hexanes, 1.73 mmol) via syringe. The reaction mixture was stirred at $-78\text{ }^{\circ}\text{C}$ for 1 h. Freshly prepared LDBB (4.93 mmol in 14 mL THF) at $-78\text{ }^{\circ}\text{C}$ was cannulated to the reaction flask. The reaction mixture was stirred at $-78\text{ }^{\circ}\text{C}$ overnight. The reaction was quenched with 2 M HCl solution (10 mL) at $-78\text{ }^{\circ}\text{C}$. After the reaction mixture had been further stirred for 10 minutes, the aqueous layer was washed with ether (3 x 15 mL). The resulting aqueous layer was neutralized with 2 M NaOH solution and extracted with CH_2Cl_2 (3 x 10 mL). The combined organic layer was dried over anhydrous K_2CO_3 and concentrated in vacuo to give a yellow oil (0.18 g, 79%). $^1\text{H NMR}$ (CDCl_3) δ 3.37 (m, 1 H), 2.02-1.68 (m, 5 H), 1.44-1.43 (d, $J=8\text{ Hz}$, 3 H), 1.29-0.83 (m, 5 H).

APPENDIX A

B3LYP/6-31+G(d) Cartesian coordinates (Å) for optimized stationary points.

<i>R1</i>				<i>R2</i>			
C	1.840579	-0.539625	3.377844	C	-0.769278	0.361858	3.566714
C	3.203111	0.143561	3.234873	C	-2.286279	0.377021	3.846094
C	2.192671	-0.024383	1.004856	C	-1.954499	-0.857134	1.816142
N	1.188887	-0.236552	2.086229	N	-0.643172	-0.272516	2.228872
C	-0.099739	0.115805	1.97054	C	0.531078	-0.29175	1.587729
O	-0.630868	0.515133	0.900854	O	0.702349	-0.604276	0.374635
O	-0.780484	0.037774	3.114103	O	1.546389	0.061917	2.38007
C	-2.227857	0.377511	3.24676	C	2.97562	0.097669	1.953912
C	-2.450696	1.852169	2.902655	C	3.416583	-1.299359	1.50996
C	-3.068282	-0.56916	2.388499	C	3.183095	1.15841	0.872857
C	-2.471054	0.123021	4.736424	C	3.677096	0.502674	3.253026
C	3.545306	-0.067968	1.751682	C	-2.93876	0.10894	2.480266
H	1.236725	-0.164577	4.203219	H	-0.203769	-0.202961	4.31482
H	1.94424	-1.627051	3.489281	H	-0.342602	1.367865	3.516984
H	3.952474	-0.279697	3.911453	H	-2.60172	1.325148	4.292479
H	3.105352	1.211916	3.464793	H	-2.548411	-0.420897	4.550854
H	2.01604	0.959468	0.555859	H	-2.02865	-1.839232	2.307967
C	2.098445	-1.085344	-0.116228	C	-2.174445	-1.096345	0.305169
H	-1.78764	2.490989	3.497115	H	3.20238	-2.036734	2.291849
H	-2.280062	2.051501	1.843497	H	2.921719	-1.605837	0.586837
H	-3.48507	2.123131	3.143727	H	4.498908	-1.294322	1.337456
H	-2.919625	-0.397207	1.321852	H	2.704178	0.884195	-0.067327
H	-2.826492	-1.613148	2.616643	H	2.788775	2.126878	1.198389
H	-4.128585	-0.410534	2.616843	H	4.257466	1.274196	0.68902
H	-2.259758	-0.920385	4.993105	H	3.324028	1.479818	3.599154
H	-1.837158	0.769358	5.352893	H	3.493145	-0.233727	4.042372
H	-3.517789	0.333231	4.980565	H	4.757377	0.566117	3.084409
H	4.239714	0.6758	1.354811	H	-3.005636	1.020985	1.876541
H	4.009066	-1.051031	1.606123	H	-3.936329	-0.326712	2.556997
H	2.324665	-2.081736	0.314614	O	-3.546708	-1.462879	0.233695
C	-2.121275	-0.700909	-1.51746	A	-0.239287	0.086844	-1.198803
O	3.167531	-0.733162	-0.992498	O	-1.874642	-0.002609	-0.4669
C	3.367463	-1.658863	-2.052076	C	0.109264	-1.322147	-2.568964
O	0.882277	-1.145595	-0.738682	C	0.273231	2.005992	-1.402842
A	-0.374919	0.100325	-0.986088	C	1.531268	-1.908345	-2.733294
C	0.163869	1.87664	-1.72871	C	2.535309	-0.851387	-3.222755

C	-2.286973	-1.270084	-2.947744	C	1.546107	-3.122138	-3.680824
H	3.582722	-2.665492	-1.65938	C	-0.807497	2.936196	-2.008396
H	2.491134	-1.711499	-2.70758	C	-0.366978	4.411443	-1.989118
H	4.230633	-1.301552	-2.619444	C	-1.188381	2.518705	-3.438745
C	-1.42386	-2.525137	-3.160241	H	-0.310508	2.542639	-4.099729
C	-3.759088	-1.580525	-3.275114	H	-1.599683	1.501681	-3.470493
C	0.011339	2.138229	-3.245193	H	-1.944136	3.192021	-3.864251
C	0.908379	1.207822	-4.078248	H	-0.218493	-0.934436	-3.550122
C	0.296302	3.607548	-3.607153	H	-0.58393	-2.153526	-2.353589
H	-0.362395	4.286825	-3.05099	H	1.193816	2.105664	-2.00398
H	1.333337	3.8734	-3.357588	H	0.537855	2.398219	-0.405659
H	0.150198	3.799096	-4.679577	H	1.875577	-2.262763	-1.748048
H	-2.884403	0.084004	-1.365944	H	2.598891	0.002204	-2.536723
H	-2.383885	-1.499199	-0.800861	H	2.234917	-0.458884	-4.204195
H	-0.43517	2.630336	-1.18617	H	3.544042	-1.272758	-3.328117
H	1.210478	2.091282	-1.447146	H	0.869902	-3.909804	-3.325051
H	-1.950679	-0.508999	-3.669841	H	1.214215	-2.830962	-4.687217
H	-1.742991	-3.32948	-2.482356	H	2.551595	-3.557009	-3.772083
H	-0.364829	-2.33189	-2.95438	H	-1.713367	2.853247	-1.388935
H	-1.511601	-2.901446	-4.188288	H	0.532997	4.555485	-2.603748
H	-4.156368	-2.338287	-2.584814	H	-0.127543	4.740125	-0.969482
H	-4.384457	-0.683656	-3.178497	H	-1.149964	5.075537	-2.381491
H	-3.876623	-1.964837	-4.298143	C	-3.955902	-1.876353	-1.063189
H	-1.033257	1.932476	-3.529927	H	-1.58507	-1.982848	-0.004022
H	0.670276	0.15078	-3.905199	H	-3.362503	-2.737447	-1.408632
H	1.965487	1.353726	-3.816999	H	-3.861191	-1.059946	-1.787882
H	0.798535	1.40096	-5.153744	H	-5.004241	-2.173486	-0.977457

H1

C	-1.368589	-0.534744	-2.171096
C	-2.504619	0.398099	-1.741768
C	-0.785993	0.43602	0.013489
N	-0.268931	-0.132013	-1.266298
C	1.001398	-0.050751	-1.642404
O	1.954923	0.413533	-0.964861
O	1.256059	-0.488636	-2.890476
C	-2.311027	0.514639	-0.220411
H	-1.063342	-0.42183	-3.211511
H	-1.618062	-1.58835	-1.992659
H	-3.487747	0.004337	-2.017785
H	-2.383126	1.374082	-2.227474
H	-0.34508	1.429359	0.153967
C	-0.409388	-0.432318	1.23726
H	-2.72762	1.432633	0.199415
H	-2.798734	-0.32414	0.290322
H	-0.901236	-1.421392	1.142952
O	-1.010277	0.260338	2.324689
C	-0.888168	-0.412567	3.572044
O	0.936271	-0.633084	1.389209

H2

C	-1.181075	0.205127	2.391143
C	-2.549511	0.3465	1.704703
C	-1.038728	-0.501457	0.037835
N	-0.280019	-0.28059	1.308479
C	1.023333	-0.387456	1.510854
O	1.916315	-0.636363	0.64996
O	1.396154	-0.210597	2.793852
C	-2.21124	0.469817	0.21212
H	-1.183144	-0.500566	3.226814
H	-0.798891	1.163178	2.756853
H	-3.104012	1.206017	2.093149
H	-3.157711	-0.548513	1.882778
H	-1.411868	-1.53508	0.064612
C	-0.232005	-0.328573	-1.274319
H	-1.876899	1.482238	-0.040999
H	-3.043054	0.20958	-0.444213
O	-1.235105	-0.282038	-2.274567
A1	2.291867	0.530421	-0.86605
O	0.568169	0.792296	-1.264852
C	-0.713592	-0.27281	-3.599063

Al	2.3215	0.393301	0.944287	H	0.365628	-1.24509	-1.450078
H	-1.351933	-1.410585	3.526695	H	-0.08372	-1.15726	-3.779991
H	0.161749	-0.519306	3.866073	H	-0.126346	0.633023	-3.785495
H	-1.417661	0.198839	4.306751	H	-1.575539	-0.299388	-4.270078
H	2.236124	1.933294	1.353057	H	2.36979	-0.239659	2.811418
H	3.686715	-0.409218	1.078254	H	3.081757	-0.423444	-1.866392
H	2.215475	-0.394026	-3.030883	H	2.962524	1.830356	-0.233865

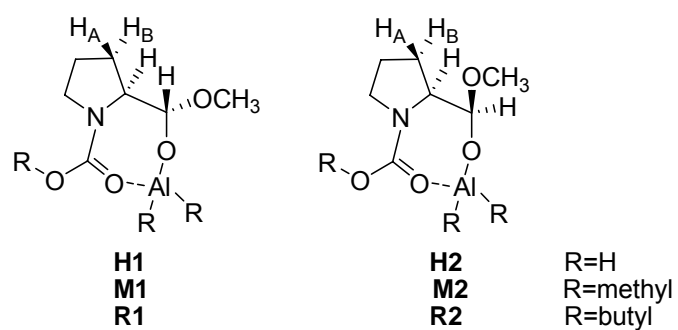
MI

M2

C	2.345521	-0.417838	1.728592	C	2.611153	0.229449	-1.293882
C	3.350977	0.482732	1.004305	C	3.50211	0.504394	-0.070218
C	1.310329	0.368198	-0.356915	C	1.467513	-0.461453	0.767473
N	1.077618	-0.101549	1.037858	N	1.35172	-0.309552	-0.714523
C	-0.095595	0.026808	1.66082	C	0.287668	-0.532636	-1.48168
O	-1.158599	0.441239	1.133516	O	-0.876482	-0.820736	-1.085657
O	-0.072501	-0.298866	2.960928	O	0.549601	-0.429927	-2.793955
C	-1.326672	-0.214157	3.67384	C	-0.570787	-0.560245	-3.69737
C	2.849009	0.475988	-0.449183	C	2.514807	0.605767	1.101813
H	2.254892	-0.218652	2.79639	H	3.047361	-0.488451	-1.994922
H	2.582032	-1.481057	1.592088	H	2.376717	1.142775	-1.849778
H	4.378448	0.118432	1.103375	H	4.102483	1.409016	-0.207373
H	3.309673	1.494363	1.426805	H	4.194671	-0.330841	0.09002
H	0.829345	1.345143	-0.478187	H	1.890379	-1.459037	0.956877
C	0.713651	-0.591425	-1.41408	C	0.14725	-0.360203	1.572337
H	3.150357	1.360101	-1.015189	H	2.027082	1.586773	1.13216
H	3.241682	-0.397656	-0.98317	H	2.975524	0.42177	2.073688
H	1.249987	-1.560756	-1.360409	O	0.592984	-0.256785	2.917635
C	-3.551065	-0.947532	-0.288754	Al	-1.969367	0.370991	0.026849
O	1.059308	0.033598	-2.649	O	-0.640292	0.698158	1.188607
C	0.697056	-0.725059	-3.795054	C	-3.436158	-0.792178	0.664417
O	-0.624175	-0.826654	-1.27452	C	-2.363714	1.964837	-1.082262
Al	-1.9578	0.173383	-0.628162	H	-4.11627	-0.24806	1.33609
C	-2.182289	2.000168	-1.361317	H	-3.083425	-1.675971	1.214698
H	1.187534	-1.711537	-3.785256	H	-3.076889	1.750384	-1.891916
H	-0.387901	-0.86716	-3.852285	H	-1.464904	2.404278	-1.540083
H	1.042286	-0.159538	-4.664272	C	-0.463834	-0.305057	3.86756
H	-4.295022	-0.434434	0.338508	H	-0.396338	-1.321066	1.482661
H	-3.296094	-1.89409	0.209386	H	-1.031381	-1.244609	3.778537
H	-2.845931	2.611477	-0.731417	H	-1.147517	0.542048	3.74212
H	-1.236962	2.551503	-1.46597	H	0.003816	-0.259152	4.85431
H	-2.639699	1.97146	-2.361523	H	-4.049411	-1.161209	-0.170938
H	-4.061954	-1.212651	-1.226225	H	-2.817505	2.759782	-0.472027
H	-2.069678	-0.86791	3.212604	H	-1.033408	-1.543192	-3.587476
H	-1.091651	-0.547354	4.684601	H	-0.137173	-0.446255	-4.690844
H	-1.691065	0.815348	3.680324	H	-1.306608	0.223262	-3.505349

APPENDIX B

Certain O-H distances (Å) between the oxygen atom on the MeO group and the hydrogens (H_A and H_B) on the 3 methylene group in H1, H2, M1, M2, R1 and R2.



	O- H _A distance Å	O- H _B distance Å
H1	2.771	2.970
H2	2.918	2.610
M1	2.335	3.210
M2	2.940	2.610
R1	2.750	2.940
R2	3.027	2.610

BIBLIOGRAPHY

1. (a) Deng, K.; Bensari, A.; Cohen, T. "Cyclization by intramolecular carbolithiation of alkyl- and vinylolithiums prepared by reductive lithiation: Surprising stereochemistry in the lithium oxyanion accelerated cyclization" *J. Am. Chem. Soc.* **2002**, *124*, 12106-12107. (b) Deng, K.; Bensari-Bouguerra, A.; Whetstone, J.; Cohen, T. "Cyclization by Intramolecular Carbolithiation of Alkyl- and Vinylolithiums Prepared by Reductive Lithiation of Phenyl Thioethers. High Stereoselectivity in the Cyclization Accelerated by an Allylic Lithium Oxyanion" *J. Org. Chem.* **2006**, *71*, 2360-2372.
2. Ito, H.; Ikeuchi, Y.; Taguchi, T.; Hanzawa, Y.; Shiro, M. "Zirconium-Mediated, Highly Diastereoselective Ring Contraction of Vinylmorpholine Derivatives from α -Amino Acids: An Application to the Synthesis of (-)-Macronecine" *J. Am. Chem. Soc.* **1994**, *116*, 5469-5470.
3. Ibuka, T.; Taga, T.; Habashita, H.; Nakai, K.; Tamamura, H.; Fujii, N.; Chounan, Y.; Nemoto, H.; Yamamoto, Y. "Syn-S_N2' pathway in the reaction of certain γ -(mesyloxy)- α,β -enoates with RCu(CN)MgX.BF₃ reagents. Importance of MgX and bulky R group upon the diastereoselectivity" *J. Org. Chem.* **1993**, *58*, 1207-1214.
4. Ibuka, T.; Habashita, H.; Otaka, A.; Fujii, N.; Oguchi, Y.; Uyehara, T.; Yamamoto, Y. "A highly stereoselective synthesis of (*E*)-alkene dipeptide isosteres via organocyanocopper-Lewis acid mediation reaction" *J. Org. Chem.* **1991**, *56*, 4370-4382.
5. Newman, H. "Stereoselective synthesis of *D*-erythro-sphingosine" *J. Chem. Soc.* **1973**, *95*, 4098-4099.
6. Angle, S. R.; Breitenbucher, J. G.; Arnaiz, D. O. "An efficient stereoselective synthesis of *D*-4,5-pipecolic esters" *J. Org. Chem.* **1992**, *57*, 5947-5955.
7. Andrew, R. G.; Conrow, R. E.; Elliott, J. D.; Johnson, W. S.; Ramezani, S. "Asymmetric synthesis via acetal templates. 14. Preparation of enantiomerically pure (3*S*,4*S*)- and (3*S*,4*R*)-statine derivatives" *Tetrahedron Lett.* **1987**, *28*, 6535-6538.
8. Claremon, D. A.; Lumma, P. K.; Phillips, B. T. "Organolithium addition to aldehyde dimethylhydrazones: a highly diastereocontrolled synthesis of threo 2-amino alcohols, and (1*R*,2*R*)-(-)-norpseudoephedrine" *J. Am. Chem. Soc.* **1986**, *108*, 8265-8266.
9. Danishefsky, S.; Kobayashi, S.; Kerwin, J. F., Jr. "Cram rule selectivity in the Lewis acid catalyzed cyclocondensation of chiral aldehydes. A convenient route to chiral systems of biological interest" *J. Org. Chem.* **1982**, *47*, 1981-1983.
10. Davidsen, S. K.; Chu-Moyer, M. Y. "Synthesis of stereochemically defined γ [CH(alkyl)NH] pseudo-peptides" *J. Org. Chem.* **1989**, *54*, 5558-5567.
11. De Frutos, M. P.; Dolores Fernandez, M.; Fernandez-Alvarez, E.; Bernabe, M. "Synthesis of asymmetric (*E*)- α -(2-phenylcyclopropyl)glycines" *Tetrahedron Lett.* **1991**, *32*, 541-542.
12. DeCamp, A. E.; Kawaguchi, A. T.; Volante, R. P.; Shinkai, I. "Stereocontrolled addition of propionate homo-enolate equivalents to chiral α -amino aldehydes" *Tetrahedron Lett.* **1991**, *32*, 1867-1870.

13. Denis, J. N.; Correa, A.; Greene, A. E. "Direct, highly efficient synthesis from (*S*)-(+)-phenylglycine of the taxol and taxotere side chains" *J. Org. Chem.* **1991**, *56*, 6939-6942.
14. Fujita, M.; Hiyama, T. "Highly diastereocontrolled reduction of ketones by means of hydrosilanes. Practical synthesis of optically active 1,2-diols and 2-amino alcohols of threo or erythro configuration" *J. Am. Chem. Soc.* **1984**, *106*, 4629-4630.
15. Hanson, G. J.; Lindberg, T. "Synthesis of new dipeptide analogs containing novel ketovinyl and hydroxyethylidene isosteres via Grignard addition to chiral α -amino aldehydes" *J. Org. Chem.* **1985**, *50*, 5399-5401.
16. Jouin, P.; Castro, B.; Nisato, D. "Stereospecific synthesis of N-protected statine and its analogs via chiral tetramic acid" *J. Chem. Soc. Perkin Trans. 1* **1987**, 1177-1182.
17. Kano, S.; Yokomatsu, T.; Shibuya, S. "Stereocontrolled convergent synthesis of hydroxyethylene dipeptide isosteres by the reaction of α -amino aldehyde with alkoxytitanium homoenolates" *Tetrahedron Lett.* **1991**, *32*, 233-236.
18. Kiyooka, S.; Nakano, M.; Shiota, F.; Fujiyama, R. "Dramatic changes in diastereoselectivity with the quantity of titanium tetrachloride used in Lewis acid mediated reactions of allylsilane with α -amino aldehydes" *J. Org. Chem.* **1989**, *54*, 5409-5411.
19. Kogen, H.; Nishi, T. "Diastereoselective epoxidation of *cis*-4-amino allylic alcohol with *m*-chloroperbenzoic acid. An efficient synthesis of statine" *J. Chem. Soc. Chem. Comm.* **1987**, 311-312.
20. Mikami, K.; Kaneko, M.; Loh, T. P.; Terada, M.; Nakai, T. "Aminoaldehyde ene reaction: stereoselective route to β -amino alcohols" *Tetrahedron Lett.* **1990**, *31*, 3909-3912.
21. Reetz, M. T.; Drewes, M. W.; Schmitz, A. "Stereoselective synthesis of β -amino alcohols from optically active α -amino acids" *Angew. Chem.* **1987**, *99*, 1186-1188.
22. Rich, D. H.; Sun, E. T.; Boparai, A. S. "Synthesis of (3*S*,4*S*)-4-amino-3-hydroxy-6-methylheptanoic acid derivatives. Analysis of diastereomeric purity" *J. Org. Chem.* **1978**, *43*, 3624-3626.
23. Stork, G.; Nakamura, E. "A simplified total synthesis of cytochalasins via an intramolecular Diels-Alder reaction" *J. Am. Chem. Soc.* **1983**, *105*, 5510-5512.
24. Trost, B. M.; Ohmori, M.; Boyd, S. A.; Okawara, H.; Brickner, S. J. "Palladium-catalyzed synthesis of macrocycles. A total synthesis of (-)-aspochalasin B" *J. Am. Chem. Soc.* **1989**, *111*, 8281-8284.
25. Woo, P. W. K. "Chiral synthesis of statine" *Tetrahedron Lett.* **1985**, *26*, 2973-2976.
26. Boutin, R. H.; Rapoport, H. " α -Amino acid derivatives as chiral educts for asymmetric products. Synthesis of sphingosine from α '-amino- α,β -ynones" *J. Org. Chem.* **1986**, *51*, 5320-5327.
27. Fehrentz, J. A.; Castro, B. "An efficient synthesis of optically active α -(*t*-butoxycarbonylamino)-aldehydes from α -amino acids" *Synthesis* **1983**, 676-678.
28. Garner, P.; Park, J. M.; Malecki, E. "A stereodivergent synthesis of *D*-erythro-sphingosine and *D*-threo-sphingosine from L-serine" *J. Org. Chem.* **1988**, *53*, 4395-4398.
29. Herold, P. "Synthesis of *D*-erythro- and *D*-threo-sphingosine derivatives from L-serine" *Helv. Chim. Acta.* **1988**, *71*, 354-362.
30. Kozikowski, A. P.; Wu, J. P. "Synthesis of fluorine-containing isosteres of sphingosine as inactivators of protein kinase C" *Tetrahedron Lett.* **1990**, *31*, 4309-4312.
31. Mori, K.; Funaki, Y. "Synthesis of sphingosine relatives. III. Synthesis of (4*E*,8*E*,2*S*,3*R*,2'*R*)-*N*-2'-hydroxyhexadecanoyl-1-*O*- β -*D*-glucopyranosyl-9-methyl-4,8-sphingadienine, the fruiting-

inducing cerebroside in a basidiomycete *Schizophyllum commune*" *Tetrahedron* **1985**, *41*, 2379-2386.

32. Nimkar, S.; Menaldino, D.; Merrill, A. H.; Liotta, D. "A stereoselective synthesis of sphingosine, a protein kinase C inhibitor" *Tetrahedron Lett.* **1988**, *29*, 3037-3040.
33. Rittle, K. E.; Homnick, C. F.; Ponticello, G. S.; Evans, B. E. "A synthesis of statine utilizing an oxidative route to chiral α -amino aldehydes" *J. Org. Chem.* **1982**, *47*, 3016-3018.
34. Tkaczuk, P.; Thornton, E. R. "Useful syntheses of erythro- and threo-*N*-oleoyl-*D*-sphingosines (ceramides) and galactosylceramides (cerebrosides) from *L*-serine" *J. Org. Chem.* **1981**, *46*, 4393-4398.
35. Bolis, G.; Fung, A. K. L.; Greer, J.; Kleinert, H. D.; Marcotte, P. A.; Perun, T. J.; Plattner, J. J.; Stein, H. H. "Renin inhibitors. Dipeptide analogs of angiotensinogen incorporating transition-state, nonpeptidic replacements at the scissile bond" *J. Med. Chem.* **1987**, *30*, 1729-1737.
36. Comins, D. L.; Herrick, J. J. "A one-step conversion of esters to secondary alcohols with lithium borohydride (LiBH₄)/alkylmagnesium halide (RMgX)" *Tetrahedron Lett.* **1984**, *25*, 1321-1324.
37. Jackson, W. R.; Jacobs, H. A.; Matthews, B. R.; Jayatilake, G. S.; Watson, K. G. "Stereoselective syntheses of ephedrine and related 2-amino alcohols of high optical purity from protected cyanohydrins" *Tetrahedron Lett.* **1990**, *31*, 1447-1450.
38. Kano, S.; Yuasa, Y.; Yokomatsu, T.; Shibuya, S. "Aluminum-mediated one-pot conversion of α -amino acid esters to threo 2-amino alcohols with high diastereoselectivity" *Chem. Pharm. Bull.* **1989**, *37*, 2867-2869.
39. Meyers, A. I.; Comins, D. L. "*N*-Methylamino pyridyl amides (MAPA). II. An efficient acylating agent for various nucleophiles and sequential addition to give unsymmetrical tert-alcohols" *Tetrahedron Lett.* **1978**, 5179-5182.
40. Polt, R.; Peterson, M. A.; DeYoung, L. "Aluminoxyl acetals from α -amino esters: chirality transfer via sequential addition of hydride and C-nucleophiles. 2-Amino alcohols and sphingosines" *J. Org. Chem.* **1992**, *57*, 5469-5480.
41. Duhamel, P.; Duhamel, L.; Gralak, J. "Addition to carbonyls of α -(*N,N*-dialkylamino)aldehydes and ketones. Asymmetric induction and effect of nitrogen substituents" *Tetrahedron Lett.* **1972**, 2329-2332.
42. Nichols, M. A.; McPhail, A. T.; Arnett, E. M. "Chelation of 2-substituted 1-lithoxides: structural and energetic factors of relevance to synthetic organic chemistry" *J. Am. Chem. Soc.* **1991**, *113*, 6222-6233.
43. Reetz, M. T. "New synthetic methods. (44). Chelate- or nonchelate control in addition reactions of chiral α - and β -alkoxycarbonyl compounds" *Angew. Chem.* **1984**, *96*, 542-555.
44. Harris, B. D.; Bhat, K. L.; Joullie, M. M. "Synthetic studies of detoxin complex. II. Syntheses of detoxin B1 and B3" *Heterocycles* **1986**, *24*, 1045-1060.
45. Price, M. D.; Kurth, M. J.; Schore, N. E. "Comparison of Solid-Phase and Solution-Phase Chiral Auxiliaries in the Alkylation/Iodolactonization Sequence to γ -Butyrolactones" *J. Org. Chem.* **2002**, *67*, 7769-7773.
46. Yuste, F.; Ortiz, B.; Carrasco, A.; Peralta, M.; Quintero, L.; Sanchez-Obregon, R.; Walls, F.; Garcia Ruano, J. L. "Synthesis of enantiomerically pure 2-amino alcohols from amino acids mediated by sulfoxides" *Tetrahedron: Asymmetry* **2000**, *11*, 3079-3090.
47. Sibi, M. P.; Christensen, J. W. "Enantiospecific Synthesis of (-)-Slaframycin and Related Hydroxylated Indolizidines. Utilization of a Nucleophilic Alaninol Synthone Derived from Serine" *J. Org. Chem.* **1999**, *64*, 6434-6442.

48. Parker, K. A.; O'Fee, R. "Halonium-initiated cyclizations of allylic urethanes: stereo- and regioselectivity in functionalizing the olefinic bond" *J. Am. Chem. Soc.* **1983**, *105*, 654-655.
49. Frisch, M. J. T., G. W.; Schlegel, H. B.; Scuseria, G. E.; Robb, M. A.; Cheeseman, J. R.; Montgomery, J. A., Jr.; Vreven, T.; Kudin, K. N.; Burant, J. C.; Millam, J. M.; Iyengar, S. S.; Tomasi, J.; Barone, V.; Mennucci, B.; Cossi, M.; Scalmani, G.; Rega, N.; Petersson, G. A.; Nakatsuji, H.; Hada, M.; Ehara, M.; Toyota, K.; Fukuda, R.; Hasegawa, J.; Ishida, M.; Nakajima, T.; Honda, Y.; Kitao, O.; Nakai, H.; Klene, M.; Li, X.; Knox, J. E.; Hratchian, H. P.; Cross, J. B.; Adamo, C.; Jaramillo, J.; Gomperts, R.; Stratmann, R. E.; Yazyev, O.; Austin, A. J.; Cammi, R.; Pomelli, C.; Ochterski, J. W.; Ayala, P. Y.; Morokuma, K.; Voth, G. A.; Salvador, P.; Dannenberg, J. J.; Zakrzewski, V. G.; Dapprich, S.; Daniels, A. D.; Strain, M. C.; Farkas, O.; Malick, D. K.; Rabuck, A. D.; Raghavachari, K.; Foresman, J. B.; Ortiz, J. V.; Cui, Q.; Baboul, A. G.; Clifford, S.; Cioslowski, J.; Stefanov, B. B.; Liu, G.; Liashenko, A.; Piskorz, P.; Komaromi, I.; Martin, R. L.; Fox, D. J.; Keith, T.; Al-Laham, M. A.; Peng, C. Y.; Nanayakkara, A.; Challacombe, M.; Gill, P. M. W.; Johnson, B.; Chen, W.; Wong, M. W.; Gonzalez, C.; Pople, J. A. Gaussian 03, Revision C.01. In Gaussian, Inc., Wallingford CT, **2004**.
50. Bodor, A.; Banyai, I.; Toth, I. "H-1- and C-13-NMR as tools to study aluminium coordination chemistry - aqueous Al(III)-citrate complexes" *Coordin. Chem. Rev.* **2002**, *228*, 175-186.
51. Bailey, W. F.; Ovaska, T. V. In *Advances in Detailed Reaction Mechanisms*; Coxon, J. M., Ed.; JAI Press: Greenwich, CT.; Vol. 3, 1994; p 251-273.
52. Mealy, M. J.; Bailey, W. F. "Synthesis of heterocycles by cyclization of unsaturated organolithiums: a review" *J. Organomet. Chem.* **2002**, *646*, 59-67.
53. Clayden, J. *Organolithiums: Selectivity for Synthesis*. Pergamon Press: New York, **2002**; p 293-335.
54. Bailey, W. F.; Khanolkar, A. D.; Gavaskar, K.; Ovaska, T. V.; Rossi, K.; Thiel, Y.; Wiberg, K. B. "Stereoselectivity of cyclization of substituted 5-hexen-1-ylolithiums: regiospecific and highly stereoselective insertion of an unactivated alkene into a carbon-lithium bond" *J. Am. Chem. Soc.* **1991**, *113*, 5720-5727.
55. Ross, G. A.; Koppang, M. D.; Bartak, D. E.; Woolsey, N. F. "Cyclization of 2-(3-butenyl)bromobenzene via the aryllithium derivative" *J. Am. Chem. Soc.* **1985**, *107*, 6742-6743.
56. Bailey, W. F.; Mealy, M. J. "Asymmetric Cyclization of Achiral Olefinic Organolithiums Controlled by a Stereogenic Lithium: Intramolecular Carbolithiation in the Presence of (-)-Sparteine" *J. Am. Chem. Soc.* **2000**, *122*, 6787-6788.
57. Bailey, W. F.; Patricia, J. J.; DelGobbo, V. C.; Jarret, R. M.; Okarma, P. J. "Cyclization of 5-hexenyllithium to (cyclopentylmethyl)lithium" *J. Org. Chem.* **1985**, *50*, 1999-2000.
58. Negishi, E.; Swanson, D. R.; Rousset, C. J. "Clean and convenient procedure for converting primary alkyl iodides and α,ω -diiodoalkanes into the corresponding alkyllithium derivatives by treatment with tert-butyllithium" *J. Org. Chem.* **1990**, *55*, (19), 5406-5409.
59. Bailey, W. F.; Patricia, J. J. "The mechanism of the lithium-halogen interchange reaction: a review of the literature" *J. Organomet. Chem.* **1988**, *352*, 1-46.
60. Bailey, W. F.; Nurmi, T. T.; Patricia, J. J.; Wang, W. "Preparation and regiospecific cyclization of alkenyllithiums" *J. Am. Chem. Soc.* **1987**, *109*, 2442-2448.
61. Curran, D. P. P., N.A.; Giese, B. *Stereochemistry of Radical Reactions*. VCH: Weinheim, 1996; p Chapter 2.
62. Broka, C. A.; Lee, W. J.; Shen, T. "Anionic cyclizations of α -alkoxy lithiums. New, stereoselective routes to substituted tetrahydrofurans" *J. Org. Chem.* **1988**, *53*, 1336-1338.

63. Broka, C. A.; Shen, T. "Reductive lithiation mediated anionic cyclizations and [2,3]-sigmatropic rearrangements" *J. Am. Chem. Soc.* **1989**, *111*, 2981-2984.
64. Coldham, I.; Hufton, R.; Snowden, D. J. "Anionic Cyclizations of α -Aminoorganolithiums. Determination of the Stereoselectivity at the Carbanion Center and the Synthesis of (+)-Pseudoheliotridane" *J. Am. Chem. Soc.* **1996**, *118*, 5322-5323.
65. Krief, A.; Barbeaux, P. "Original syntheses of arylcycloalkanes" *J. Chem. Soc. Chem. Comm.* **1987**, 1214-1216.
66. Cohen, T.; Bhupathy, M. "Organoalkali compounds by radical anion induced reductive metalation of phenyl thioethers" *Acc. Chem. Res.* **1989**, *22*, 152-161.
67. Cohen, T.; Daniewski, W. M. "A convenient route to cyclopropanone dithioketals. The thiophenoxide anion as a nucleofugal leaving group" *Tetrahedron Lett.* **1978**, 2991-2994.
68. Cohen, T.; Weisenfeld, R. B.; Gapinski, R. E. "One-step synthesis of complex cyclopropanone phenylthioketals by the reaction of sulfur-stabilized anions with ketene bis(phenylthio)acetal" *J. Org. Chem.* **1979**, *44*, 4744-4746.
69. Screttas, C. G.; Micha-Screttas, M. "Hydrolithiation of α -olefins by a regiospecific two-step process. Transformation of alkyl phenyl sulfides to alkyllithium reagents" *J. Org. Chem.* **1978**, *43*, 1064-71.
70. Screttas, C. G.; Micha-Screttas, M. "Markownikoff two-step hydrolithiation of α -olefins. Transformation of secondary and tertiary alkyl phenyl sulfides to the relevant alkyllithium reagents" *J. Org. Chem.* **1979**, *44*, 713-719.
71. Cohen, T.; Matz, J. R. "Reductive lithiation of some thioketals using lithium 1-(dimethylamino)naphthalenide" *Synthetic Commun.* **1980**, *10*, 311-317.
72. Freeman, P. K.; Hutchinson, L. L. "Alkyllithium reagents from alkyl halides and lithium radical anions" *J. Org. Chem.* **1980**, *45*, 1924-1930.
73. Severin, M. G.; Arevalo, M. C.; Farnia, G.; Vianello, E. "Homogeneous and heterogeneous electron transfer to benzylphenylsulfide" *J. Phys. Chem.* **1987**, *91*, 466-472.
74. Rychnovsky, S. D.; Marumoto, S.; Jaber, J. J. "Role of 2-Oxonia Cope Rearrangements in Prins Cyclization Reactions" *Org. Lett.* **2001**, *3*, 3815-3818.
75. Yus, M.; Ortiz, R.; Huerta, F. F. "DTBB-catalyzed lithiation of 6-chloro-1-hexene and related systems: synthetically useful temperature-dependent behavior" *Tetrahedron Lett.* **2002**, *43*, 2957-2960.
76. Chen, F.; Mudryk, B.; Cohen, T. "Tandem reductive lithiations-carbanionic cyclizations yielding sulfur stabilized cyclopropyl- and cyclobutylcarbinylolithiums" *Tetrahedron* **1999**, *55*, 3291-3304.
77. Bakuzis, P.; Bakuzis, M. L. F.; Fortes, C. C.; Santos, R. "The sulfide group as an aldehyde precursor" *J. Org. Chem.* **1976**, *41*, 2769-2770.
78. Lipshutz, B. H.; Sharma, S.; Dimock, S. H.; Behling, J. R. "Preparation of C-4 alkylated dideoxyribosides: potential precursors to a novel series of nucleosides" *Synthesis* **1992**, 191-5.
79. Aurell, M. J.; Gil, S.; Mestres, R.; Parra, M.; Parra, L. "Alkylation of lithium dienediolates of butenoic acids. Regioselectivity effects of structure and leaving group of the alkylating agent" *Tetrahedron* **1998**, *54*, 4357-4366.
80. *Dictionary of alkaloids*. Chapman & Hall / CRC: London; New York, **1989**.
81. Beak, P.; Kerrick, S. T.; Wu, S.; Chu, J. "Complex induced proximity effects: enantioselective syntheses based on asymmetric deprotonations of *N*-Boc-pyrrolidines" *J. Am. Chem. Soc.* **1994**, *116*, 3231-3239.

82. Beak, P.; Lee, W. K. " α -Lithioamine synthetic equivalents: syntheses of diastereoisomers from Boc derivatives of cyclic amines" *J. Org. Chem.* **1993**, *58*, 1109-1117.
83. Dieter, R. K.; Oba, G.; Chandupatla Kishan, R.; Topping Chris, M.; Lu, K.; Watson Rhett, T. "Reactivity and enantioselectivity in the reactions of scalemic stereogenic α -(*N*-carbamoyl)alkylcuprates" *J. Org. Chem.* **2004**, *69*, 3076-3086.
84. Park, S. H.; Kang, H. J.; Ko, S.; Park, S.; Chang, S. "A short and concise synthetic route to (-)-coniceine" *Tetrahedron: Asymmetry* **2001**, *12*, 2621-2624.
85. Coldham, I.; Holman, S.; Lang-Anderson, M. M. S. "Preparation of β -amino alcohols by carbon-carbon bond formation using substituted lithiomethylpyrrolidines" *J. Chem. Soc. Perk. T. 1* **1997**, 1481-1485.
86. Grillot, G. F.; Felton, H. R.; Garrett, B. R.; Greenberg, H.; Green, R.; Clementi, R.; Moskowitz, M. "The condensation of thiophenols with secondary amines and formaldehyde" *J. Am. Chem. Soc.* **1954**, *76*, 3969-3971.
87. Aahman, J.; Somfai, P. "An improved procedure for the *N*-alkylation of aziridines" *Synthetic Commun.* **1994**, *24*, 1121-1127.
88. Shiozaki, M.; Hiraoka, T. "Stereo-controlled synthesis of intermediates of (\pm)-thienamycin" *Tetrahedron Lett.* **1980**, *21*, 4473-4776.
89. Li, Y.; Marks, T. J. "Organolanthanide-Catalyzed Intra- and Intermolecular Tandem C-N and C-C Bond-Forming Processes of Aminodialkenes, Aminodialkynes, Aminoalkenynes, and Aminoalkynes. New Regiospecific Approaches to Pyrrolizidine, Indolizidine, Pyrrole, and Pyrazine Skeletons" *J. Am. Chem. Soc.* **1998**, *120*, 1757-1771.
90. Dimitrov, V.; Kostova, K.; Genov, M. "Anhydrous cerium(III) chloride - effect of the drying process on activity and efficiency" *Tetrahedron Lett.* **1996**, *37*, 6787-6790.