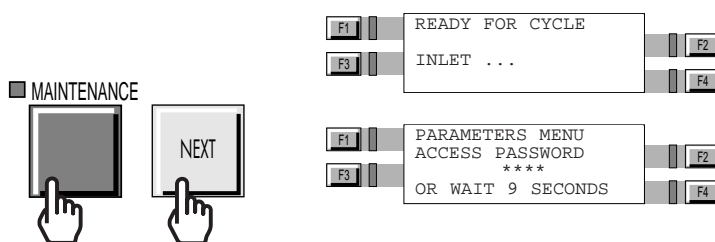


Access to level 4 - Password

To access to level 4

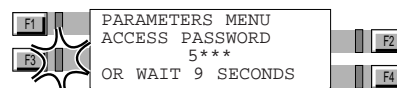
Notes:

This procedure allows the operator to access temporarily to level 4 to adjust a function but the level 4 isn't kept and the unit will go back to its previous interface level afterwards. If the operator wants to maintain the level 4, he must change the user interface level (see "To change password" paragraph).

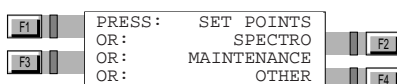
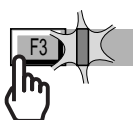


Note:

Operator with user level 3 must press twice **NEXT** key.



Enter password.



The operator has now reached the level 4: he must stay in the menu function that he needs to modify.

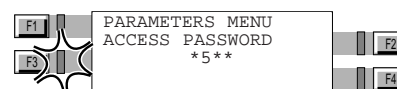

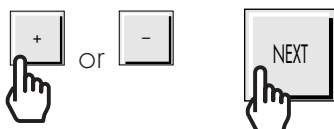
The software will automatically come out of level 4 and go back to the previous us level.

Password

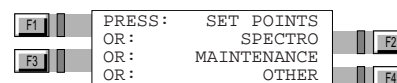
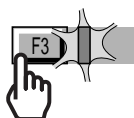
The preset value by default for the access password is 5555.

To enter password

For each figure.



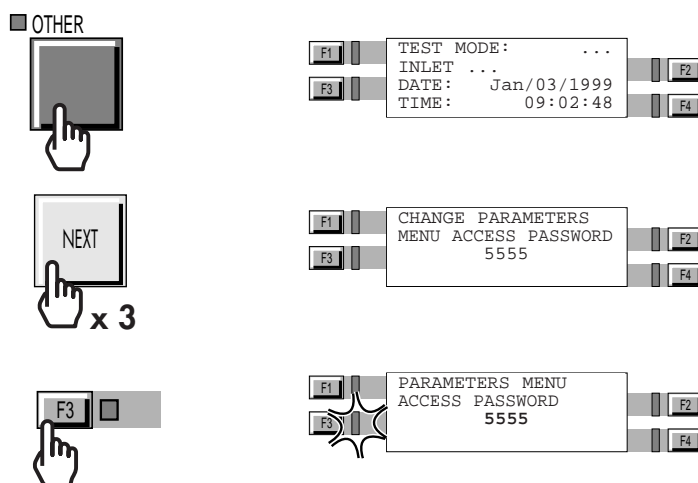
After the 4th figure.



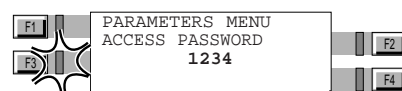
Access to level 4 - Password

To change password

To execute this operation, the operator must already be in level 4.



Enter new password.



? Adjustment of a value

