




JFE

STEEL PLATE



JFE Steel Corporation

JFE Steel Corp.

has exerted the utmost effort to supply high-quality steel plates in response to customer's requirements throughout a history of more than 100 years. JFE

Steel is continuously improving its production equipment, expanding its product lineup, and intensifying quality control.

JFE Steel has 3 world-leading plate mills in East Japan Works (Keihin), West Japan Works (Kurashiki), and West Japan Works (Fukuyama). Manufacturing various kinds of steel plate products with the maximum width of 5,350 mm (one of the largest-in-the-world), and the maximum thickness of 360 mm, JFE Steel has responded to the requirements of both domestic and overseas customers.

State-of-the-art 4-high plate rolling mills were followed by the installation of a series of new facilities such as a modern heat-treatment facility, a ladle-refining station, and an online accelerated cooling system. These investments have permitted JFE Steel to maintain the world's highest technological level in steel plate production.

Being the first in Japan to adopt a computer-controlled plate production system consistently from order entry to shipment, JFE Steel has gained high reliance of the customer by controlling all plate manufacturing processes completely.

With the expansion of product types and grades, a wide variety of steel plates are now being produced and marketed in addition to ordinary carbon steel plates. These include high-tensile strength steel plates with a tensile strength up to 980 N/mm², steel plates for low temperature service, steel plates for boilers and pressure vessels, Ni type high atmospheric corrosion resistant steel plates, abrasion resistant steel plates, stainless steel plates and various types of clad steel plates.

JFE Steel's high-quality steel plates are always available to meet the customers' needs.





East Japan Works (Keihin)



West Japan Works (Kurashiki)



West Japan Works (Fukuyama)

CONTENTS

JFE'S STEEL PLATES	02
MANUFACTURING SHOPS AND MAJOR EQUIPMENT	02
MANUFACTURING PROCESS FLOW	04
JFE'S PLATE PRODUCTS SPECIFIED BY TYPICAL STANDARDS	06
APPLICATIONS	08
JFE STANDARDS	12
High Tensile Strength Steel Plates	14
High Tensile Strength Steel Plates with High Weldability	16
High Tensile Strength Steel Plates for High Heat-input Welding	16
High Tensile Strength Steel Plates for Civil Engineering and Industrial Machinery	18
Ni Type High Atmospheric Corrosion Resistant Steel Plates	18
Steel Plates for Low Temperature Service	20
High Tensile Strength Steel Plates for Low Temperature Service	20
Abrasion Resistant Steel Plates	22
Steel Plates for Frame of Building	24
TMCP Steel Plates	24
High Performance 590 N/mm ² Steel Plates	24
Fire Resistant Steel Plates	24
Low Yield Strength Steel Plates	25
Sea Water Corrosion Resistant Steel Plates	26
Corrosion Resistant Steel Plates	26
Pure Iron Plates for Magnetic Shielding	28
Steel Plates for Mold	28
Steel Plates for Hot-dip Zinc-coated Tower Structure	28
Steel Plates for Rocket	28
APPROVED OR AUTHORIZED PRODUCTS	30
MAXIMUM AVAILABLE SIZES	33
GUIDE FOR ORDER PLACING	40

JFE'S STEEL PLATES

1 The world's largest class steel plates are available.

Max. thickness 360 mm, Max. length 27,000 mm, Max width 5,350 mm, Max. mass 70 tons.

2 High quality products with a wide range of types and grades are available.

JFE's steel plates are supported by world leading technologies and extensive experience. In addition to producing plates specified by domestic and overseas industrial standards, JFE Steel produces a wide variety of unique steel plates.

These include high-tensile strength steel plates, steel plates for low temperature service, atmospheric corrosion resistant steel plates, abrasion resistant steel plates, corrosion resistant steel plates in various corrosive environments, stainless steel plates and clad steel plates with various cladding materials.

3 State-of-the-art controlled rolling and on-line accelerated cooling technology

JFE Steel has adopted powerful rolling mills for controlled rolling and highly efficient on-line accelerated cooling equipment, and developed world leading TMCP technologies.

JFE Steel produces and supplies sophisticated high strength steel plates with high toughness and good weldability through TMCP technology. These products are widely applied in various fields focusing on ships, bridges and building.

4 The surface appearance is excellent.

Slabs are thoroughly cleaned before rolling, and scale is completely removed by high-pressure water jets during rolling. These operations produce rolled plates with clean and attractive surfaces. Heat treatment is performed in oxygen-free atmosphere where plates free from scale are produced.

5 Excellent dimensional accuracy and uniformity

JFE Steel produces steel plates by computer-controlled plate mills providing plates with excellent dimensional accuracy and uniformity.

JFE Steel adopts world leading technology to minimize plate crown and variation of thickness along the longitudinal direction.

6 Optimum delivery control

JFE Steel has extensive computer control systems from order entry to shipment. Order information from the customer is exactly inputted to each production process, enabling products to be delivered meeting requirements correctly and with minimum lead time.

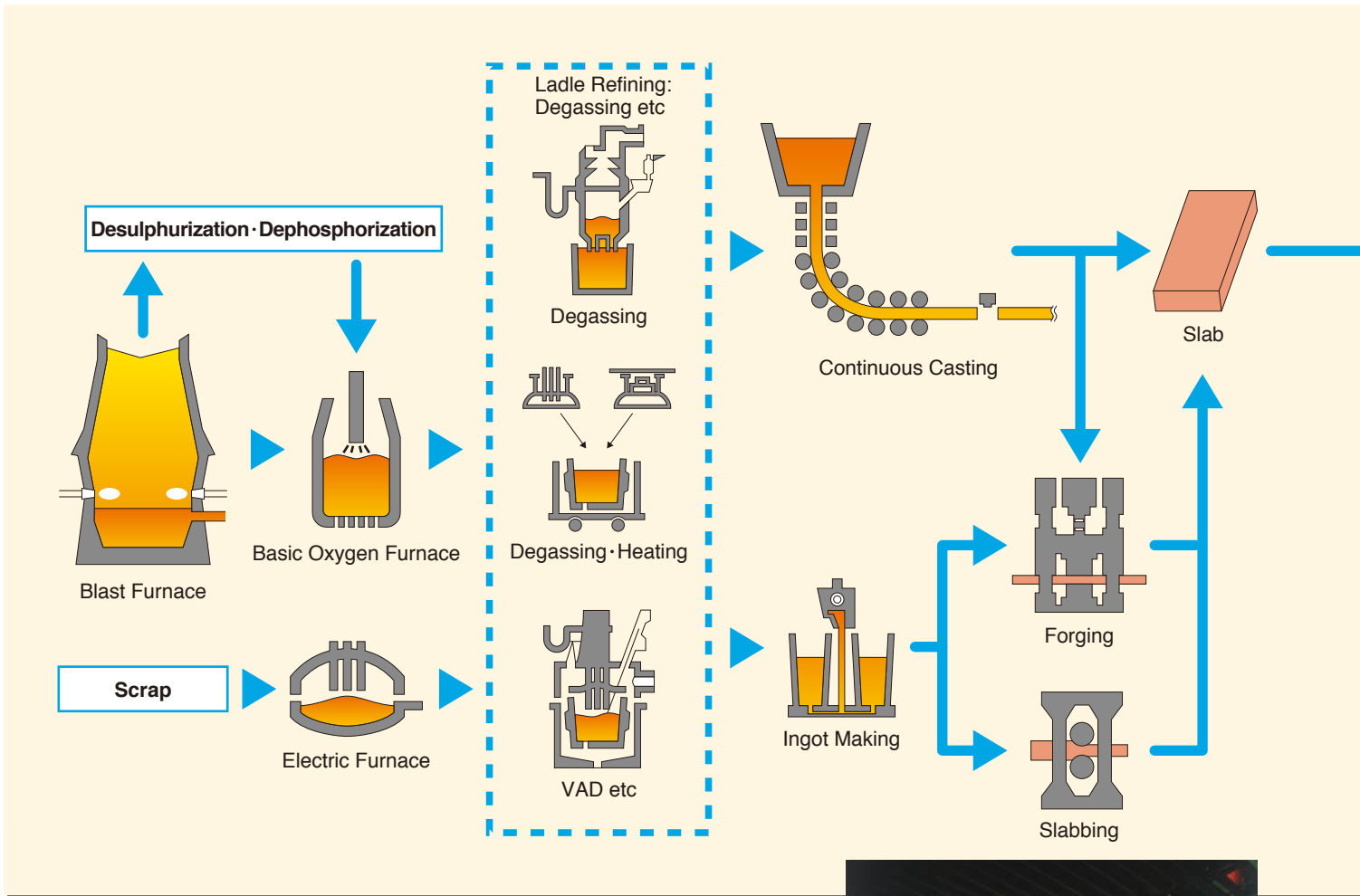
MANUFACTURING SHOPS AND MAJOR EQUIPMENT

Facility	Keihin	Kurashiki	Fukuyama
Blast furnace	1 unit	3 units	3 units
Basic oxygen furnace	2 units	6 units	5 units
Electric arc furnace	1 unit	1 unit	—
Ladle refining system	1 set	1 set	1 set
Continuous casting machine	3 units	4 units	5 units
Reheating furnace	Continuous type	2 units	3 units
	Batch type	2 units	3 units
Rolling mill	1 unit (5,500 mm width)	1 unit (5,500 mm width)	2 units (4,700 mm width)
Accelerated cooling system	1 unit	1 unit	1 unit
Shearing machine	1 set	1 set	1 set
Heat treatment furnace	2 units	4 units	1 unit
Quenching system	1 unit	2 units	—
Shot blast and painting system	1 set	3 sets	1 set
Stainless steel pickling system	—	—	1 unit
Stainless steel heat treatment furnace	—	—	1 unit
Stainless steel grinding machine	—	2 sets	3 sets
Clad slab assembly system	—	—	1 set



Rolling Mill

MANUFACTURING PROCESS FLOW



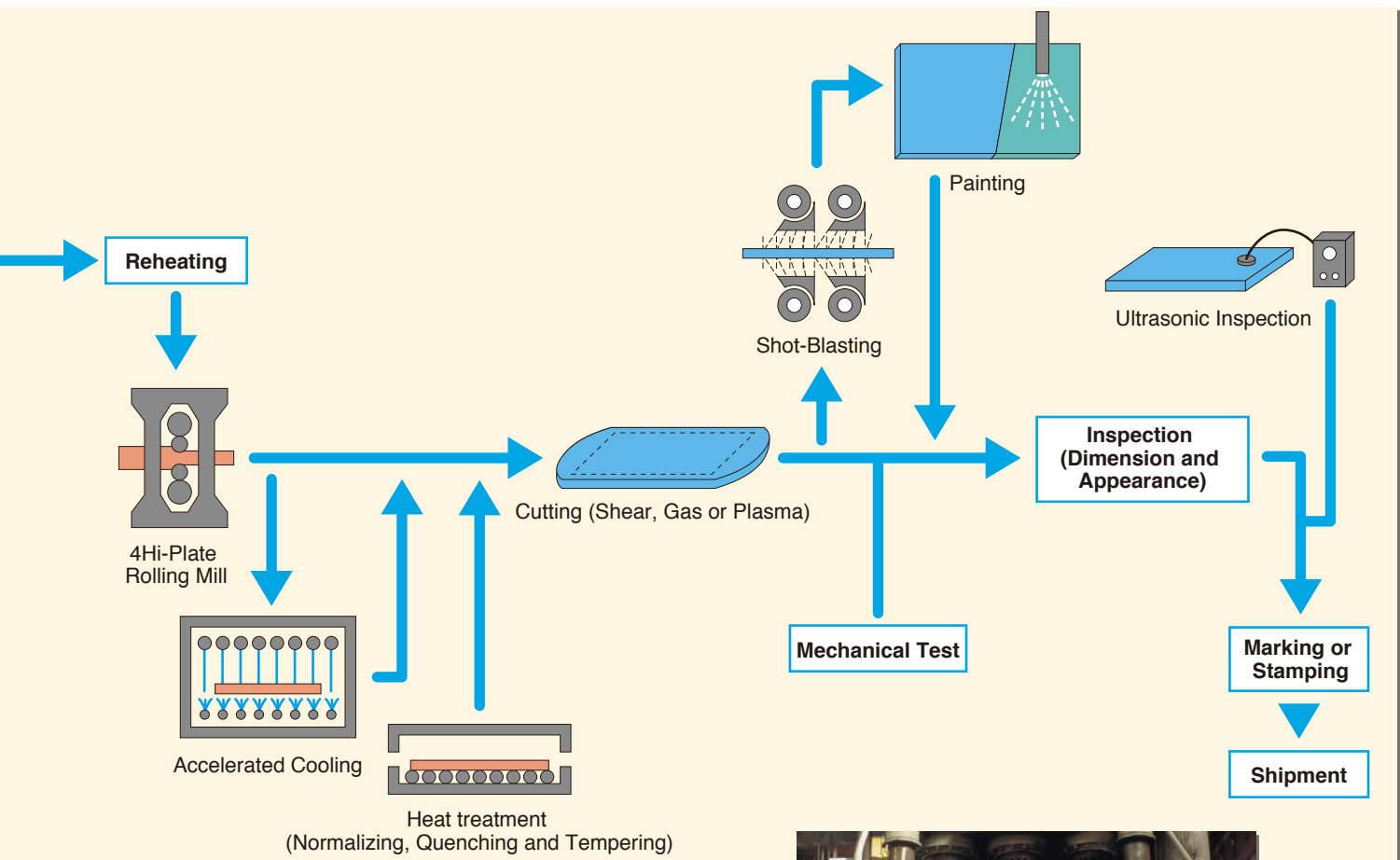
Blast furnace



Continuous casting machine



Basic oxygen furnace



JFE'S PLATE PRODUCTS SPECIFIED BY TYPICAL STANDARDS

The following table shows the grades of typical standards for JFE's plate products.

Type of steel	JIS	ASTM	API	BS	DIN	WES**	Ship's class Standard***	JFE Standard	
Steel Plates for Structural Use	Carbon-Manganese Steel	G3101 SS330	A36	API 2H-42 2W-42	EN10025 S185		A B D E		
		SS400	A131						S235
		G3106 SM400	A283						S275
		G3131 SPHC	A529						S275
		SPHD	A573 Gr, 58						EN10113
	G3136 SN400								
	490 N/mm ² Class	G3106 SM490	A572	API 2H-50 2W-50	EN10025 S355	S355		A32, 36, 40 D32, 36, 40 E32, 36, 40 F32, 36, 40	HBL™325
		SM490Y	A573						
	540 N/mm ² Class	G3136 SN490	A633	Gr, 50	EN10225 S355	S355			
			A709						
590 N/mm ² Class	G3106 SM520	A572	Gr, 60 Gr, 65	API 2W-60	EN10225 S400	S400	HW 355	A420 D420 E420 F420	JFE-HITEN540S HBL™355 HBL™385
		Gr, 60							
690 N/mm ² Class	G3106 SM570*	A678	Gr, C Gr, D		EN10025 E335	S460	HW 450 HW 450CF	A460 D460 E460 F460 EH47	JFE-HITEN570U2 JFE-HITEN570E JFE-HITEN590S JFE-HITEN590SL JFE-HITEN590AZ JFE-HITEN590 JFE-HITEN590U2 JFE-HITEN590E
		A841							
780 N/mm ² Class	G3128 SHY685 SHY685N SHY685NS	A514	Gr, 100		EN10137 S500	S500	HW 490 HW 490CF	A500 D500 E500 F500	JFE-HITEN610 JFE-HITEN610U2 JFE-HITEN610E HBL™440 SA440U
		A709							
980 N/mm ² Class					EN10025 E360	S550	HW 550 HW 620	A550 D550 E550 A620 D620 E620	JFE-HITEN690S JFE-HITEN690 JFE-HITEN690M JFE-HITEN710 JFE-HITEN710M
					EN10137 S690	S620	HW 685	A690 D690 E690 F690	JFE-HITEN780EX JFE-HITEN780S JFE-HITEN780LE JFE-HITEN780M
Steel Plates for Low Temperature Service	Ni-alloy Steels	1.5%Ni Steel					LT360		JFE-LT 1.5Ni-TM
		2.5%Ni Steel	G3127 SL2N255	A203 Gr, A Gr, B				KL2N30	
		3.5%Ni Steel	G3127 SL3N255	A203 Gr, D	EN10028 12Ni14			KL3N32	
			SL3N275	Gr, E					
		SL3N440							
	9%Ni Steel	G3127 SL9N520	A353		EN10028 X8Ni 9		KL9N60		
		SL9N590	A553 I		EN10028 X7Ni 9				
	Al-Killed Steels	G3126 SLA325A SLA325B SLA360 SLA410				EN10028 P275'L' P355'L'		KL24 KL33 KL37	
						EN10113 P275'L' P355'L' P420'L'			JFE-LT415TM
	High Tensile Strength Steels					EN10028 P460'L'		LT450	JFE-HITEN590U2L JFE-HITEN590L JFE-HITEN610U2L JFE-HITEN610L JFE-HITEN690L JFE-HITEN710L JFE-HITEN780L JFE-HITEN780FL JFE-HITEN780ML
LT490									
LT550									
LT685									

Type of steel	JIS	ASTM	API	BS	DIN	WES**	Ship's class Standard***	JFE Standard		
Atmospheric Corrosion Resistant Steel Plates	400 N/mm ² Class	G3114 SMA400								
	490 N/mm ² Class	G3114 SMA490	A242Type2 A588							
	590 N/mm ² Class	G3114 SMA570*								
	Ni Type High Corrosion Resistant Steel							JFE-ACL400Type1 JFE-ACL400Type2 JFE-ACL490Type1 JFE-ACL490Type2 JFE-ACL570Type1 JFE-ACL570Type2		
Steel Plates for Boiler and Pressure Vessel	Carbon Steel	G3103 SB410 SB450 SB480	A285 A515		EN10028 P235GH P265GH		KP42 KP46 KP49			
		Carbon Manganese Steel	G3115 SPV235 G3118 SGV410 SGV450	A516 Gr. 55 Gr. 60 Gr. 65		EN10028 P295GH		KPV24		
	High Tensile Strength Steels	490 N/mm ² Class	G3115 SPV315 G3118 SGV480 G3124 SEV245	A299 A455 A516 Gr. 70 A537 Cl. 1 A841		EN10028 P355N		KPV32		
			540 N/mm ² Class	G3115 SPV355 G3124 SEV295	A612		EN10028 P355GH	HW 355	KPV36	
			590 N/mm ² Class	G3115 SPV450 G3124 SEV345	A537 Cl. 2 A738 Gr. B A841		EN10028 P460N	HW 450	KPV46	JFE-HITEN570U2 JFE-HITEN570E JFE-HITEN590 JFE-HITEN590U2 JFE-HITEN590E
		G3115 SPV490					HW 490	KPV50	JFE-HITEN610 JFE-HITEN610U2 JFE-HITEN610E	
		690 N/mm ² Class		A543 Cl. 1			HW 620		JFE-HITEN690M	
		780 N/mm ² Class		A517 A543 Cl. 2			HW 685		JFE-HITEN780M	
		980 N/mm ² Class					HW 885		JFE-HITEN980	
	Mo Steel	G3103 SB450M SB480M	A204			EN10028 16Mo3		KPA46 KPA49 KPA56		
	Mn-Mo, Mn-Mo-Ni Steel	G3119 SBV	A302							
		G3120 SQV	A533							
	Cr-Mo Steel	G4109 SCMV	A542 A387		EN10028 Steel 621	EN10028 13CrMo4-5 10CrMo9-10 11CrMo9-10				
Stainless Steel Plates	G4304 SUS	A240								
Clad Steel Plates	G3601 SUS G3603 Ti	A263, A264								

* JFE supplies high tensile strength steel plates based on JIS SM570 with high weldability, which are SM570TMC, SMA570WTMC, SM570TMC-LB, SMA570WTMC-LB, SM570-EX, SM570-EG respectively.
TMC: Produced by TMCP, with high weldability
EX: With high weldability
EG: For high heat input welding

** When ordered by WES Designation, the corresponding JFE-HITEN approved by WES is applied.
Please refer to details on "Approved or Authorized Products". (P.32)

*** Ship's society approval is shown on "Approved or Authorized Products". (P.30)

APPLICATIONS

Bridges

◆ Typical Plate Products

Steel Plates for Structural Use: JIS, ASTM etc.

High Tensile Strength Steel Plates: JFE-HITEN

Atmospheric Corrosion Resistant Steel Plates:

JIS G3114 SMA, JFE-ACL

Seawater Corrosion Resistant Steel Plates: JFE-MARIN



Buildings


◆ Typical Plate Products

Steel Plates for Structural Use: JIS, ASTM etc.

Atmospheric Corrosion Resistant Steel Plates:

JIS G3114 SMA, JFE-ACL

Steel Plates for Building: HBL™, SA440U, HBL™-FR, JFE-LY



Ships



◆ Typical Plate Products

Steel Plates for Hull Structural Use:

All Ship's Class Standards

High Tensile Strength Steel Plates:

All Ship's Class Standards

Steel Plates for Low Temperature Service:

All Ship's Class Standards

Offshore Structures



◆ Typical Plate Products

Steel Plates for Structural Use: JIS, ASTM

High Tensile Strength Steel Plates:

JFE-HITEN, API, EN, NORSOK,
and all Ship's Class Standards

Hydro Power Stations

◆ Typical Plate Products

Steel Plates for Hull Structural Use: JIS, ASTM etc.

High Tensile Strength Steel Plates: JFE-HITEN

Atmospheric Corrosion Resistant Steel Plates:
JIS G3114 SMA

Abrasion Resistant Steel Plates: JFE-EH

Seawater Resistant Steel Plates: JFE-MARIN

Corrosion Resistant Steel Plates: JFE-ASA



Storage Tanks

◆ Typical Plate Products

Steel Plates for Pressure Vessels: JIS, ASTM etc.

High Tensile Strength Steel Plates: JFE-HITEN

Atmospheric Corrosion Resistant Steel Plates:
JIS G3114 SMA

Steel Plates for Low Temperature Service:

JFE-LT, JFE-HITEN-L

Stainless Steel Plates: JIS, ASTM



Boilers and Pressure Vessels

◆ Typical Plate Products

Carbon Steel Plates for Boilers: JIS, ASTM etc.

Alloy Steel Plates for Boilers:

Mo Steel, Cr-Mo Steel, Ni-Cr-Mo Steel

Steel Plates for Pressure Vessels: JIS, ASTM etc.

Clad Steel Plates: JIS, ASTM etc.

Stainless Steel Plates: JIS, ASTM



Machinery



◆ Typical Plate Products

Steel Plates for Structural Use: JIS, ASTM etc.

High Tensile Strength Steel Plates: JFE-HITEN

Abrasion Resistant Steel Plates: JFE-EH

JFE STANDARDS

JFE Standards

Type	Brand	Feature	Outline of Products
High Tensile Strength Steel Plates	JFE-HITEN540S JFE-HITEN570U2 JFE-HITEN570E JFE-HITEN590 JFE-HITEN590U2 JFE-HITEN590E JFE-HITEN590S JFE-HITEN590SL JFE-HITEN610 JFE-HITEN610U2 JFE-HITEN610E JFE-HITEN690 JFE-HITEN690M JFE-HITEN690S JFE-HITEN710 JFE-HITEN710M JFE-HITEN780M JFE-HITEN780EX JFE-HITEN780S JFE-HITEN780LE JFE-HITEN980 JFE-HITEN980S JFE-HYD960LE	Tensile Strength (TS): Over 540N/mm ² Over 570N/mm ² Over 570N/mm ² Over 590N/mm ² Over 590N/mm ² Over 590N/mm ² Over 590N/mm ² Over 590N/mm ² Over 590N/mm ² Over 610N/mm ² Over 610N/mm ² Over 610N/mm ² Over 610N/mm ² Over 690N/mm ² Over 690N/mm ² Over 690N/mm ² Over 710N/mm ² Over 710N/mm ² Over 780N/mm ² Over 780N/mm ² Over 780N/mm ² Over 780N/mm ² Over 780N/mm ² Over 780N/mm ² Over 980N/mm ² Over 980N/mm ² Yield Point (Proof Stress): Over 960N/mm ²	JFE Steel has continued testing and research on high tensile strength steels since its first plate mill began operation. In particular, JFE Steel has carried out testing and research on high tensile strength steel plates with excellent weldability, and began sales of JFE-HITEN490 and JFE-HITEN540 with extremely high weldability in 1952. Since that time, JFE Steel has produced a series of high tensile strength steels up to JFE-HITEN980, realizing progressively higher strength. These products are used in a wide range of applications, including storage tanks, spherical gas holders, bridges, penstocks, railway rolling stock, ships, building construction, construction machinery, steel towers, equipment for civil construction, low-temperature vessels, and mining and agricultural machinery, among others, where they are demonstrating their true value. Most notably, JFE Steel developed the relaxed preheating-type steels of the "U1/U2" series, "EX" and "LE", which provides outstanding low temperature toughness for use in construction machinery. JFE Steel has also developed SM570 class products which display high strength in the as-rolled condition together with high weldability. These products have acquired an excellent reputation in many engineering fields.
Atmospheric Corrosion Resistant Steel Plates	JFE-ACL400 Type1 JFE-ACL400 Type2 JFE-ACL490 Type1 JFE-ACL490 Type2 JFE-ACL570 Type1 JFE-ACL570 Type2	Ni Type High Corrosion Resistant Steel Plates for Seaside use	In addition to general atmospheric corrosion resistant steel plates, JFE Steel has developed standard type 1.5Ni-Mo Type 1 and 2.5Ni Type 2 for high salt environments, which are suitable for use in coastal environments with high airborne salt concentrations, where conventional atmospheric corrosion steels cannot be used without painting. These JFE Steel products make it possible to respond appropriately to a wide range of salt concentrations, and thus are making an important contribution to reducing Life Cycle Cost (LCC). To prevent initial watery rust, JFE Steel recommends use of rust stabilizing agents in order to maintain an attractive appearance, and has developed the ageing type "CUPTEN COAT™" and the accelerating type "e-RUS™."
Steel Plates for Low Temperature Service	JFE-LT415TM JFE-LT1.5Ni-TM JFE-HITEN590U2L JFE-HITEN590L JFE-HITEN610U2L JFE-HITEN610L JFE-HITEN690L JFE-HITEN710L JFE-HITEN780L JFE-HITEN780FL JFE-HITEN780ML	Al-killed Steel 1.5%Ni Steel TS: Over 590N/mm ² Over 590N/mm ² Over 610N/mm ² Over 610N/mm ² Over 690N/mm ² Over 710N/mm ² Over 780N/mm ² Over 780N/mm ² Over 780N/mm ²	These steel plates for low temperature service are applied to structures such as low temperature vessels and oil drilling rigs for arctic areas. In particular, various standards and steel grades are used in low temperature vessels, corresponding to the low temperature conditions of each liquefied gas. The WES standard "Evaluation of criterion of rolled steels for low temperature application" was enacted by the Japan Welding Engineering Society as a standard for steel plates for low temperature service, and the concepts of that standard have also been incorporated in Japanese Industrial Standards (JIS). Steel plates for low temperature service have also been standardized in ASTM, ASME, BS, DIN, etc., and in ship classification societies of various countries, beginning with ClassNK. JFE Steel supplies steel plates conforming to the above standards, and has also developed other original steel plates and obtained qualification for those products from the related organizations.

Liquefied gas	Applicable Steel Grades
Ammonia -33.4°C Propane -45°C	JFE-HITEN-L SLA235 SLA325 JFE-LT1.5Ni-TM
-50°F	
Propylene -47.7°C Hydrogen sulfide -59.5°C	SL2N SL3N
-75°F	
CO ₂ gas -78.5°C Acetylene -84°C Ethane -88.3°C	
-150°F	
Ethylene -104°C	
Methane -163°C Oxygen -183°C Argon -186°C Fluorine -187°C	SL9N
-320°F	

Type	Brand	Feature	Outline of Products
Abrasion Resistant Steel Plates	JFE-EH-C340 JFE-EH-C400 JFE-EH-C400LE JFE-EH-C450 JFE-EH-C450LE JFE-EH-C500 JFE-EH-C500LE JFE-EH-C550 JFE-EH-SP	High hardness HB340-550	Abrasion resistance is required in many components of construction equipment, industrial machinery, transportation equipment and mining machinery. Conventionally, special steel plates, high carbon steel plates or high tensile strength steel plates had been used in these parts. However, JFE Steel developed Japan's first steel plate exclusively for abrasion resistance, and produces and sells this abrasion-resistant steel plate under the trade-name "JFE-EH (EVERHARD™)." In "JFE-EH," the required hardness is realized by adjusting the contents of carbon and other special elements and applying a special heat treatment. "JFE-EH" is available in both the Standard Type and Alloy Type. Recently, JFE Steel developed "SP," which has abrasion resistance of 500 grade or higher, and "LE" with excellent low temperature toughness. Both products have been highly evaluated by users. These products can make an important contribution to extending life, reducing weight and shortening repair time in all types of construction and industrial machinery.
TMCP Type High Strength Steel Plates for Building Structure	HBL™325 HBL™355 HBL™385 HBL™440	High reference strength and Low yield ratio in thickness 40-100 mm of HBL™325, 355 and 19-100 mm of HBL™385, 440	In these steels, high reference strength is guaranteed (certified by Japan's Minister of Land, Infrastructure, Transport and Tourism) even for the thicknesses 40-100 mm. These steels have a low yield ratio and demonstrate high plastic deformation performance. JFE Steel has also developed the high strength steels HBL™385 and 440, which offer higher strength than the conventional 355 class and are contributing to weight reduction.
High-Performance 590 N/mm ² High Strength Steel Plates for Building Structure	SA440 SA440U	High reference strength Good plastic deformability High toughness High weldability	SA440U was developed by greatly improving the weldability of the conventional SA440. Preheating conditions for welding are greatly relaxed, and sound, safe welds can be obtained, even with accessory hardware. This product has earned a high evaluation from users.
Fire Resistant Steel Plates for Building Structure	HBL™325FR HBL™355FR	Elevated-temperature strength guaranteed	Conform to JIS-SN and SM standards, and fire resistance is also realized in TMCP type high yield point steel.
Low Yield Strength Steel Plates for Building Structure	JFE-LY100 JFE-LY225	Excellent deforming ability enables the absorption of earthquake energy.	Low yield point steels for earthquake dampers with high energy absorbing capacity can be selected as desired from two reference strength options.
Seawater Resistant Steel Plates	JFE-MARIN400 JFE-MARIN490 JFE-MARIN490Y	For welded structure use	JFE Steel developed unique steel plates having high seawater resistance, and produces and sells under the trade-name "JFE-MARIN," for use in offshore and waterfront structures, bridges and ships, particularly for use in parts requiring resistance against corrosion due to sea water.
Corrosion Resistant Steel Plates	JFE-ZP	For galvanizing pots	JFE Steel's corrosion resistant steel plates provide improved corrosion resistance to various corrosive environments, and have been extensively used in chemical plants, the metal plating industry, shipbuilding and other fields, corresponding to the respective purpose.
	JFE-ASA400 JFE-ASA440	For sulfuric acid corrosion resistance	
	JFE-AH 1, 2	HIC resistance	
	JFE-SIP	Corrosion resistant steel plates for shipbuilding	
Pure Iron Plates for Magnetic Shielding	JFE-EFE	High purity and superior magnetization characteristic	Demonstrates an excellent magnetization property because of its high purity.
Steel Plates for Mold Use	JFE-MD1 JFE-MD2 JFE-MD3	Good machinability and workability with stability of fatigue and heat impact properties	Prehardened steels combining the optimum chemical composition and heat treatment; available in 3 hardness grades. These products offer excellent machinability, workability and stable performance against fatigue and heat impact in the medium temperature range, for example, in plastic injection molding.
High Strength Steel Plates for Hot-dip Zinc-coated Tower	JFE-HITEN590AZ	Tensile strength: over 590 N/mm ²	High tensile strength steel plates for transmission towers subjected to hot dip galvanizing, well-designed considering prevention of galvanizing cracks.
Longitudinally Profiled Steel Plates (LP Plates)	Ship's class standard A, B, D A32, D32, E32 A36, D36, E36 A40, D40, E40 JIS Standard SS400 SM400, 490 490Y, 520 570Q, 570TMC SMA400, 490, 570	Thickness of this plate is continuously and linearly varied in length direction.	LP Plates are manufactured by advanced rolling technology and contribute to rationalization, mainly in shipbuilding and bridge fabrication. Shapes are classified into 6 types. Please consult with JFE Steel individually concerning the actual shape and dimensions required. Main size availability is as follows. Width: Up to 5,000 mm Max. thickness difference in a plate: 30 mm Max. taper in thickness: 8 mm/m Min. thickness: 10 mm Total length: 6 – 20 m Product weight: 6 – 20 t
Steel Plates for Rockets	JFE-HT140NP JFE-HT210P	Alloyed steel plates for rocket chamber	Ultra high strength and elevated temperature resistance alloys. Chemical compositions are as follows. JFE-HT140NP: 4Ni-1.8Cr-0.5Mo-V JFE-HT 210P: 18Ni-9Co-5Mo-0.5Ti-Al-Zn-B

Note: All chemical compositions described in this catalogue are values by ladle analysis.

High Tensile Strength Steel Plates

JFE-HITEN590 and 690 Series

Designation (Thickness, mm)	Heat Treatment	Chemical Composition (%)														P _{CM}
		C	Si	Mn	P	S	Cu	Ni	Cr	Mo	V	Nb	B	Ceq		
														Thickness (mm)		
JFE-HITEN590 (6 – 150)	QT	≤0.16	0.15/ 0.55	≤1.50	≤0.025	≤0.015	≤0.30	≤1.00	≤0.30	≤0.30	≤0.08	—	—	t ≤50	≤0.44	≤0.26
														50 < t ≤75	≤0.46	≤0.28
														75 < t	≤0.48	≤0.28
JFE-HITEN610 (6 – 150)	QT	≤0.16	0.15/ 0.55	≤1.50	≤0.025	≤0.015	≤0.30	≤1.00	≤0.30	≤0.30	≤0.08	—	—	t ≤50	≤0.45	≤0.26
														50 < t ≤75	≤0.47	≤0.28
														75 < t	≤0.49	≤0.28
JFE-HITEN690 (6 – 100)	QT	≤0.16	≤0.35	≤1.20	≤0.025	≤0.015	≤0.40	≤1.00	≤0.70	≤0.50	≤0.08	—	≤0.005	t ≤50	≤0.54	—
														50 < t	≤0.58	—
JFE-HITEN710 (6 – 100)	QT	≤0.16	≤0.35	≤1.20	≤0.025	≤0.015	≤0.40	≤1.00	≤0.70	≤0.50	≤0.08	—	≤0.005	t ≤50	≤0.55	—
														50 < t	≤0.59	—
JFE-HITEN690M (6 – 100)	QT	≤0.14	≤0.35	≤1.20	≤0.015	≤0.015	≤0.40	0.30/ 1.30	≤0.70	≤0.50	≤0.05	—	≤0.005	t ≤50	≤0.53	—
														50 < t	≤0.57	—
JFE-HITEN710M (6 – 100)	QT	≤0.14	≤0.35	≤1.20	≤0.015	≤0.015	≤0.40	0.30/ 1.30	≤0.70	≤0.50	≤0.05	—	≤0.005	t ≤50	≤0.53	—
														50 < t	≤0.57	—

For Heat Treatment: QT = Quenching and Tempering

JFE-HITEN780 Series and JFE-HITEN980

Designation (Thickness, mm)	Heat Treatment	Chemical Composition (%)														P _{CM}	
		Thickness (mm)	C	Si	Mn	P	S	Cu	Ni	Cr	Mo	V	Nb	B	Ceq		
															Thickness (mm)		
JFE-HITEN780M (6 – 150)	QT	t ≤100	≤0.14	≤0.35	≤1.20	≤0.015	≤0.015	≤0.50	0.30/1.50	≤0.70	≤0.60	≤0.05	—	≤0.005	t ≤50	≤0.53	≤0.30
		100 < t	≤0.18	≤0.35	≤1.20	≤0.015	≤0.015	≤0.50	0.30/1.50	≤0.80	≤0.60	≤0.05			50 < t ≤100	≤0.57	≤0.32
															100 < t	≤0.62	—
JFE-HITEN980 (6 – 120)	QT	—	≤0.14	≤0.35	≤1.20	≤0.010	≤0.005	≤0.70	≤4.00	≤0.80	≤0.80	≤0.15	≤0.02	≤0.005	t ≤50	≤0.59	≤0.29
												50 < t ≤100			≤0.62	≤0.33	
												100 < t			≤0.71	≤0.36	

For Heat Treatment: QT = Quenching and Tempering

	Tensile Test						Bending Test (180°)		Impact Test (2 mm V Charpy)		
	Yield Point or Proof Stress		Tensile Strength (N/mm ²)	Elongation			Bending Radius		Test Temperature		Absorbed Energy (J)
	Thickness (mm)	(N/mm ²)		Thickness (mm)	(%)	Test Specimen	Thickness (mm)	(Test Specimen No. 1)	Thickness (mm)	(°C)	
	—	≥450	590/710	t ≤16 16 < t ≤50 20 < t	≥20 ≥28 ≥20	No. 5 No. 5 No. 4	—	1.5t	12 < t	-10	≥47
	t ≤75 75 < t	≥490 ≥470	610/730	t ≤16 16 < t ≤50 20 < t	≥19 ≥27 ≥19	No. 5 No. 5 No. 4	—	1.5t	12 < t ≤32 32 < t	-10 -15	≥47 ≥47
	t ≤75 75 < t	≥590 ≥570	690/820	t ≤16 16 < t ≤50 20 < t	≥17 ≥25 ≥17	No. 5 No. 5 No. 4	t ≤32 32 < t	1.5t 2.0t	12 < t ≤32 32 < t ≤50 50 < t	-15 -20 -30	≥47 ≥47 ≥47
	t ≤75 75 < t	≥620 ≥600	710/840	t ≤16 16 < t ≤50 20 < t	≥17 ≥25 ≥17	No. 5 No. 5 No. 4	t ≤32 32 < t	1.5t 2.0t	12 < t ≤32 32 < t ≤50 50 < t	-15 -20 -30	≥47 ≥47 ≥47
	t ≤75 75 < t	≥590 ≥570	690/820	t ≤16 16 < t ≤50 20 < t	≥17 ≥25 ≥17	No. 5 No. 5 No. 4	t ≤32 32 < t	1.5t 2.0t	12 < t ≤32 32 < t ≤50 50 < t	-15 -20 -30	≥47 ≥47 ≥47
	t ≤75 75 < t	≥620 ≥600	710/840	t ≤16 16 < t ≤50 20 < t	≥17 ≥25 ≥17	No. 5 No. 5 No. 4	t ≤32 32 < t	1.5t 2.0t	12 < t ≤32 32 < t ≤50 50 < t	-15 -20 -30	≥47 ≥47 ≥47

	Tensile Test						Bending Test (180°)		Impact Test (2 mm V Charpy)		
	Yield Point or Proof Stress		Tensile Strength (N/mm ²)	Elongation			Bending Radius		Test Temperature		Absorbed Energy (J)
	Thickness (mm)	(N/mm ²)		Thickness (mm)	(%)	Test Specimen	Thickness (mm)	(Test Specimen No. 1)	Thickness (mm)	(°C)	
	t ≤75 75 < t	≥685 ≥665	780/930	t ≤16 16 < t ≤50 20 < t	≥16 ≥24 ≥16	No. 5 No. 5 No. 4	t ≤32 32 < t	1.5t 2.0t	12 < t ≤32 32 < t ≤50 50 < t	-20 -25 -35	≥47 ≥47 ≥47
	t ≤75 75 < t ≤100 100 < t	≥885 ≥865 ≥865	950/1130 950/1130 930/1110	t ≤16 16 < t ≤50 20 < t	≥12 ≥19 ≥12	No. 5 No. 5 No. 4	t ≤32 32 < t	2.0t 2.5t	12 < t	-60	≥47

High Tensile Strength Steel Plates with High Weldability

Designation (Thickness, mm)	Heat Treatment	Chemical Composition (%)														
		C	Si	Mn	P	S	Cu	Ni	Cr	Mo	V	Nb	B	Ceq		P _{CM}
														Thickness (mm)		
JFE-HITEN570U2 (6 – 100)	QT	≤0.09	0.15/ 0.55	≤1.60	≤0.025	≤0.010	≤0.30	≤0.30	≤0.30	≤0.30	≤0.06	≤0.03	—	—	—	≤0.20
JFE-HITEN590U2 (6 – 75)	QT	≤0.09	0.15/ 0.55	1.20/ 1.60	≤0.025	≤0.010	≤0.30	≤0.30	≤0.30	≤0.30	≤0.06	≤0.03	—	—	—	≤0.20
JFE-HITEN610U2 (6 – 75)	QT	≤0.09	0.15/ 0.55	1.20/ 1.60	≤0.025	≤0.010	≤0.30	≤0.30	≤0.30	≤0.30	≤0.06	≤0.03	—	—	—	≤0.20
JFE-HITEN780EX (6 – 60)	QT	≤0.09	≤0.55	0.60/ 1.50	≤0.015	≤0.010	≤0.50	0.30/ 1.50	≤0.80	≤0.60	≤0.05	≤0.03	≤0.005	t ≤34 34 < t ≤60	≤0.53* ≤0.57*	≤0.23 ≤0.25

For Heat Treatment: QT = Quenching and Tempering

High Tensile Strength Steel Plates for High Heat-input Welding

Designation (Thickness, mm)	Heat Treatment	Chemical Composition (%)												
		C	Si	Mn	P	S	Cu	Ni	Cr	Mo	V	Nb	B	P _{CM}
JFE-HITEN570E (6 – 100)	QT	≤0.09	0.15/ 0.55	≤1.60	≤0.020	≤0.010	≤0.30	≤0.30	≤0.30	≤0.30	≤0.06	≤0.03	—	≤0.20
JFE-HITEN590E (6 – 75)	QT	≤0.09	0.15/ 0.55	1.00/ 1.60	≤0.020	≤0.010	≤0.30	≤0.30	≤0.30	≤0.30	≤0.06	≤0.03	—	≤0.20
JFE-HITEN610E (6 – 75)	QT	≤0.09	0.15/ 0.55	1.00/ 1.60	≤0.020	≤0.010	≤0.30	≤0.30	≤0.30	≤0.30	≤0.06	≤0.03	—	≤0.20

For Heat Treatment: QT = Quenching and Tempering

	Tensile Test						Bending Test (180°)		Impact Test (2 mm V Charpy)		
	Yield Point or Proof Stress		Tensile Strength (N/mm ²)	Elongation			Bending Radius		Test Temperature		Absorbed Energy (J)
	Thickness (mm)	(N/mm ²)		Thickness (mm)	(%)	Test Specimen	Thickness (mm)	(Test Specimen No. 1)	Thickness (mm)	(°C)	
	t ≤16 16 < t ≤40 40 < t ≤75 75 < t	≥460 ≥450 ≥430 ≥420	570/700	t ≤16 16 < t ≤50 20 < t	≥20 ≥28 ≥20	No. 5 No. 5 No. 4	t ≤32 32 < t	1.5t 2.0t	12 < t	-5	≥47
	—	≥450	590/710	t ≤16 16 < t ≤50 20 < t	≥20 ≥28 ≥20	No. 5 No. 5 No. 4	t ≤32 32 < t	1.5t 2.0t	6 ≤ t ≤20 20 < t ≤32 32 < t ≤50 50 < t	5 -5 -10 -20	≥47** ≥47 ≥47 ≥47
	—	≥490	610/730	t ≤16 16 < t ≤50 20 < t	≥19 ≥27 ≥19	No. 5 No. 5 No. 4	t ≤32 32 < t	1.5t 2.0t	6 ≤ t ≤20 20 < t ≤32 32 < t ≤50 50 < t	0 -5 -15 -25	≥47** ≥47 ≥47 ≥47
	t ≤50 50 < t ≤60	≥685 ≥665	780/930 760/910	t ≤16 16 < t ≤50 20 < t	≥16 ≥24 ≥16	No. 5 No. 5 No. 4	t ≤32 32 < t	1.5t 2.0t	12 < t ≤32 32 < t ≤60	-20 -25	≥47 ≥47

* WES+Cu/13 (Cu≥0.30)
 ** 6 ≤ t ≤ 8 24J (1/2 Size)
 8 < t ≤ 10.5 35J (3/4 Size)
 10.5 < t < 12 39J (3/4 Size)

	Tensile Test						Bending Test (180°)		Impact Test (2 mm V Charpy)		
	Yield Point or Proof Stress		Tensile Strength (N/mm ²)	Elongation			Bending Radius		Test Temperature		Absorbed Energy (J)
	Thickness (mm)	(N/mm ²)		Thickness (mm)	(%)	Test Specimen	Thickness (mm)	(Test Specimen No. 1)	Thickness (mm)	(°C)	
	t ≤16 16 < t ≤40 40 < t ≤75 75 < t	≥460 ≥450 ≥430 ≥420	570/700	t ≤16 16 < t ≤50 20 < t	≥20 ≥28 ≥20	No. 5 No. 5 No. 4	t ≤32 32 < t	1.5t 2.0t	12 < t	-5	≥47
	—	≥450	590/710	t ≤16 16 < t ≤50 20 < t	≥20 ≥28 ≥20	No. 5 No. 5 No. 4	t ≤32 32 < t	1.5t 2.0t	6 ≤ t ≤20 20 < t ≤32 32 < t ≤50 50 < t	5 -5 -10 -20	≥47** ≥47 ≥47 ≥47
	—	≥490	610/730	t ≤16 16 < t ≤50 20 < t	≥19 ≥27 ≥19	No. 5 No. 5 No. 4	t ≤32 32 < t	1.5t 2.0t	6 ≤ t ≤20 20 < t ≤32 32 < t ≤50 50 < t	0 -5 -15 -25	≥47** ≥47 ≥47 ≥47

** 6 ≤ t ≤ 8 24J (1/2 Size)
 8 < t ≤ 10.5 35J (3/4 Size)
 10.5 < t < 12 39J (3/4 Size)

High Tensile Strength Steel Plates for Civil Engineering and Industrial Machinery

Designation (Thickness, mm)	Heat Treatment	Chemical Composition (%)															
		Thickness (mm)	C	Si	Mn	P	S	Cu	Ni	Cr	Mo	V	Nb	B	Ceq	P _{CM}	
JFE-HITEN540SA (6-30)	CR or TMCP	—	≤0.18	≤0.55	≤1.80	≤0.030	≤0.025	Other elements are added as required.								—	—
JFE-HITEN540SB (6-30)																	
JFE-HITEN590SA (6-40)	CR or TMCP	—	≤0.18	≤0.55	≤2.00	≤0.030	≤0.020	Other elements are added as required.								≤0.45	—
JFE-HITEN590SB (6-40)																	
JFE-HITEN590SL (6-50)	CR or TMCP	—	≤0.16	0.20/ 0.55	0.80/ 1.60	≤0.030	≤0.015	—	—	—	≤0.35	≤0.08	≤0.05	—	≤0.46	≤0.22	
JFE-HITEN690S (6-25)	CR or TMCP	—	≤0.15	≤0.55	≤2.00	≤0.030	≤0.015	Nb, V, Ti and other elements are added as required.								≤0.50	—
JFE-HITEN780S (6-203.2)	QT	t ≤50	≤0.25	≤0.55	≤1.60	≤0.030	≤0.015	—	—	≤0.70	≤0.30	≤0.10	Ti:0.005/0.02	≤0.005	≤0.53	—	
		50 < t ≤100	≤0.20	≤0.55	≤1.60	≤0.030	≤0.015	≤0.50	≤0.50	≤1.50	≤0.60	≤0.10	Ti:0.005/0.02	≤0.005	≤0.61		
		100 < t ≤160	≤0.18	≤0.55	≤1.60	≤0.030	≤0.015	≤0.50	≤0.50	≤1.50	≤0.60	≤0.10	Ti:≤0.03	≤0.005	≤0.70		
		160 < t ≤203.2	≤0.18	≤0.55	≤1.60	≤0.030	≤0.015	≤0.60	≤0.75	≤1.50	≤0.60	≤0.10	Ti:≤0.03	≤0.005	≤0.75		
JFE-HITEN780LE (6-40)	TMCP	t ≤19	≤0.20	≤0.40	≤1.40	≤0.025	≤0.015	—	—	≤0.20	≤0.15	≤0.08	—	≤0.005	≤0.40*	—	
		19 < t ≤32													≤0.43*		
		32 < t ≤40													≤0.47*		
JFE-HITEN980S (6-50)	QT	—	≤0.18	≤0.35	≤1.20	≤0.020	≤0.020	≤0.70	≤2.00	≤0.80	≤0.80	≤0.08	≤0.02	≤0.005	≤0.65	—	
JFE-HYD960LE (6-63.5)	QT or TMCP	6 ≤ t ≤32	≤0.18	≤0.70	≤1.70	≤0.020	≤0.010	—	—	≤1.00	≤0.60	≤0.08	—	≤0.004	≤0.64*	—	
		32 < t ≤50.8	≤0.70*														
		50.8 < t ≤63.5	≤0.20								≤0.70*						

* C+Mn/6+(Cu+Ni)/15+(Cr+Mo+V)/5

Ni Type High Atmospheric Corrosion Resistant Steel Plates

Designation (Thickness, mm)	Heat Treatment	Chemical Composition (%)													
		C	Si	Mn	P	S	Cu	Ni	Cr	Mo	V	Nb	B		
JFE-ACL 400A Type1 400B Type1 400C Type1 (6-100)	AR or N	≤0.18	0.15/ 0.65	≤1.25	≤0.035	≤0.035	—	1.30/ 1.80	—	0.20/ 0.60	Nb, V and others are added as required.				
JFE-ACL 400A Type2 400B Type2 400C Type2 (6-100)	AR or N	≤0.06	0.15/ 0.65	≤1.25	≤0.035	≤0.035	0.30/ 0.50	2.50/ 3.00	—	—	Nb, V and others are added as required.				
JFE-ACL 490A Type1 490B Type1 490C Type1 (6-100)	AR or N	≤0.18	0.15/ 0.65	≤1.40	≤0.035	≤0.035	—	1.30/ 1.80	—	0.20/ 0.60	Nb, V and others are added as required.				
JFE-ACL 490A Type2 490B Type2 490C Type2 (6-100)	AR or N	≤0.06	0.15/ 0.65	≤1.40	≤0.035	≤0.035	0.30/ 0.50	2.50/ 3.00	—	—	Nb, V and others are added as required.				
JFE-ACL 570 Type1 (6-100)	TMCP or QT	≤0.18	0.15/ 0.65	≤1.40	≤0.035	≤0.035	—	1.30/ 1.80	—	0.20/ 0.60	Nb, V and others are added as required.				
JFE-ACL 570 Type2 (6-100)	TMCP or QT	≤0.06	0.15/ 0.65	≤1.40	≤0.035	≤0.035	0.30/ 0.50	2.50/ 3.00	—	—					

	Tensile Test						Bending Test (180°)		Impact Test (2 mm V Charpy)		
	Yield Point or Proof Stress		Tensile Strength (N/mm ²)	Elongation			Bending Radius		Test Temperature		Absorbed Energy (J)
	Thickness (mm)	(N/mm ²)		Thickness (mm)	(%)	Test Specimen	Thickness (mm)	Test Specimen No. 1	Thickness (mm)	(°C)	
	—	≥355	540/660	t ≤16 16<t 20<t	≥14 ≥17 ≥23	No. 1A No. 1A No. 4	—	1.5t	— 12<t	— 0	— ≥47
	—	≥450	590/710	t ≤16 16<t ≤50 20<t	≥20 ≥28 ≥20	No. 5 No. 5 No. 4	t ≤32 32<t	1.5t 2.0t	— 12<t	— -10	— ≥47
	t ≤32 32<t	≥450 ≥430	590/710 570/705	t ≤16 16<t ≤20 20<t	≥20 ≥26 ≥20	No. 5 No. 5 No. 4	—	1.5t	6≤t ≤36 36<t	-40 -20	≥27** ≥27
	—	≥550	690/830	t ≤16 16<t	≥17 ≥25	No. 5 No. 5	—	1.5t	12<t	-10	≥47
	t ≤75 75<t ≤160 160<t ≤203.2	≥685 ≥665 ≥610	780/930 780/930 700/850	t ≤16 16<t ≤32 20<t	≥16 ≥24 ≥16	No. 5 No. 5 No. 4	t ≤32 32<t	1.5t 2.0t	6<t ≤12 12<t ≤20 20<t ≤32 32<t ≤160 160<t ≤203.2	— -5 -15 -20 -40	— ≥35 ≥35 ≥35 ≥35
	—	≥685	780/930	t ≤16 16<t ≤40 20<t	≥16 ≥24 ≥16	No. 5 No. 5 No. 4	t ≤32 32<t	1.5t 2.0t	6≤t ≤40	-40	≥40***
	—	≥885	950/1130	t ≤16 16<t ≤50 20<t	≥12 ≥19 ≥12	No. 5 No. 5 No. 4	t ≤32 32<t	2.0t 2.5t	12<t ≤20 20<t ≤32 32<t	-10 -25 -30	≥35 ≥35 ≥35
	t ≤50.8 50.8<t ≤63.5	≥960 ≥930	980/1150 950/1120	t ≤40 40<t	≥12	No. 5 No. 4	—	3.0t	6≤t ≤63.5	-40	≥27****

** 6≤t <8.5, 19 J(1/2 size) *** 6≤t <8.5, 20 J(1/2 size) ****6≤t <8.5, 14 J(1/2 size) For Heat Treatment: CR = Controlled Rolling
8.5≤t ≤12 24 J(3/4 size) 8.5≤t <11, 30 J(3/4 size) 8.5≤t <11, 20 J(3/4 size) TMCP = Thermo-Mechanical Control Process
QT = Quenching and Tempering

	Tensile Test						Impact Test (2 mm V Charpy)		
	Yield Point or Proof Stress		Tensile Strength (N/mm ²)	Elongation			Test Temperature		Absorbed Energy (J)
	Thickness (mm)	(N/mm ²)		Thickness (mm)	(%)	Test Specimen	Grade	(°C)	
	t ≤16 16<t ≤40 40<t	≥245 ≥235 ≥215	400/540	t ≤16 16<t 40<t	≥17 ≥21 ≥23	No. 1A No. 1A No. 4	A B C	— 0 0	— ≥27 ≥47
	t ≤16 16<t ≤40 40<t	≥245 ≥235 ≥215	400/540	t ≤16 16<t 40<t	≥17 ≥21 ≥23	No. 1A No. 1A No. 4	A B C	— 0 0	— ≥27 ≥47
	t ≤16 16<t ≤40 40<t ≤75 75<t	≥365 ≥355 ≥335 ≥325	490/610	t ≤16 16<t 40<t	≥15 ≥19 ≥21	No. 1A No. 1A No. 4	A B C	— 0 0	— ≥27 ≥47
	t ≤16 16<t ≤40 40<t ≤75 75<t	≥365 ≥355 ≥335 ≥325	490/610	t ≤16 16<t 40<t	≥15 ≥19 ≥21	No. 1A No. 1A No. 4	A B C	— 0 0	— ≥27 ≥47
	t ≤16 16<t ≤40 40<t ≤75 75<t	≥460 ≥450 ≥430 ≥420	570/720	t ≤16 16<t 40<t	≥19 ≥26 ≥20	No. 5 No. 5 No. 4	—	-5	≥47

For Heat Treatment:
AR = As Rolled
N = Normalizing
TMCP = Thermo-Mechanical Control Process
QT = Quenching and Tempering

Steel Plates for Low Temperature Service

Designation (Thickness, mm)	Heat Treatment	Chemical Composition (%)											
		C	Si	Mn	P	S	Cu	Ni	Cr	Mo	V	Nb	Ti
Al-killed Type JFE- LT415TM (6-50)	TMCP	≤0.14	≤0.50	0.80/ 1.60	≤0.025	≤0.010	≤0.40	≤1.00	—	—	≤0.08	≤0.02	≤0.015
1.5Ni Type JFE- LT1.5Ni-TM (6-40)	TMCP	≤0.10	≤0.40	0.80/ 1.60	≤0.025	≤0.010	≤0.30	1.10/1.60	≤0.30	≤0.20	≤0.08	≤0.02	≤0.015 Sol.Al ≤0.08 Ca ≤0.005

For Heat Treatment: TMCP = Thermo-Mechanical Control Process

High Tensile Strength Steel Plates for Low Temperature Service

Designation (Thickness, mm)	Heat Treatment	Chemical Composition (%)													
		C	Si	Mn	P	S	Cu	Ni	Cr	Mo	V	Nb	B	Ceq	P _{CM}
JFE- HITEN590L (6 – 50)	QT	≤0.16	≤0.55	≤1.50	≤0.025	≤0.010	Ni, Cr, Mo, V etc. are added as required.							≤0.44	—
JFE- HITEN610L (6 – 50)	QT	≤0.16	≤0.55	≤1.50	≤0.025	≤0.010	Ni, Cr, Mo, V etc. are added as required.							≤0.45	—
JFE- HITEN590U2L (6 – 75)	QT	≤0.09	0.15/ 0.55	≤1.60	≤0.025	≤0.010	≤0.30	≤0.70	≤0.30	≤0.30	≤0.06	≤0.03	—	—	≤0.20
JFE- HITEN610U2L (6 – 75)	QT	≤0.09	0.15/ 0.55	≤1.60	≤0.025	≤0.010	≤0.30	≤0.70	≤0.30	≤0.30	≤0.06	≤0.03	—	—	≤0.20
JFE- HITEN690L (6 – 32)	QT	≤0.15	≤0.55	≤1.20	≤0.025	≤0.010	≤0.50	≤1.00	≤0.80	≤0.50	≤0.08	—	≤0.005	≤0.51	—
JFE- HITEN710L (6 – 40)	QT	≤0.15	≤0.55	≤1.20	≤0.025	≤0.010	≤0.50	≤1.00	≤0.80	≤0.60	≤0.08	—	≤0.005	≤0.52	—
JFE- HITEN780L (6 – 50)	QT	≤0.15	≤0.35	≤1.20	≤0.025	≤0.010	≤0.50	≤1.50	≤0.80	≤0.60	≤0.08	—	≤0.005	≤0.53	—
JFE- HITEN780FL (6 – 40)	QT	≤0.16	≤0.60	≤1.00	≤0.025	≤0.010	0.15/ 0.50	—	≤1.20	≤0.60	≤0.10	Zr ≤0.10	≤0.005	—	—
JFE- HITEN780ML (6 – 200)	QT	≤0.16	≤0.35	≤1.20	≤0.020	≤0.010	≤0.50	≤4.00	≤1.00	≤0.60	≤0.10	—	≤0.005	—	—

For Heat Treatment: QT = Quenching and Tempering

	Tensile Test					Bending Test (180°)	Impact Test (2 mm V Charpy)	
	Yield Point or Proof Stress (N/mm ²)	Tensile Strength (N/mm ²)	Elongation			Bending Radius (Test Specimen No. 1)	Test Temperature (°C)	Absorbed Energy (J)
			Thickness (mm)	(%)	Test Specimen			
	≥415	550/690	t ≤16 16<t 20<t	≥20 ≥28 ≥20	No. 5 No. 5 No. 4	—	-60	≥41
	≥365	490/610	t ≤16 16<t 20<t	≥20 ≥28 ≥20	No. 5 No. 5 No. 4	1.5t	-110 *6≤t<8.5 14J(1/2 size)	≥27* 8.5≤t<11 22J(3/4 size)

	Tensile Test						Bending Test (180°)		Impact Test (2 mm V Charpy)	
	Yield Point or Proof Stress		Tensile Strength (N/mm ²)	Elongation			Bending Radius		Test Temperature (°C)	Absorbed Energy (J)
	Thickness (mm)	(N/mm ²)		Thickness (mm)	(%)	Test Specimen	Thickness (mm)	(Test Specimen No. 1)		
	—	≥450	590/710	t ≤16 16<t ≤20 20<t	≥20 ≥28 ≥20	No. 5 No. 5 No. 4	—	1.5t	According to WES3003	
	—	≥490	610/730	t ≤16 16<t ≤20 20<t	≥19 ≥27 ≥19	No. 5 No. 5 No. 4	—	1.5t	According to WES3003	
	—	≥450	590/710	t ≤16 16<t ≤20 20<t	≥20 ≥28 ≥20	No. 5 No. 5 No. 4	—	1.5t	According to WES3003	
	—	≥490	610/730	t ≤16 16<t ≤20 20<t	≥19 ≥27 ≥19	No. 5 No. 5 No. 4	—	1.5t	According to WES3003	
	—	≥570	690/800	t ≤16 16<t ≤20 20<t	≥18 ≥26 ≥18	No. 5 No. 5 No. 4	—	1.5t	According to WES3003	
	—	≥615	710/840	t ≤16 16<t ≤20 20<t	≥17 ≥25 ≥17	No. 5 No. 5 No. 4	—	1.5t	According to WES3003	
	—	≥685	780/930	t ≤16 16<t ≤20 20<t	≥16 ≥24 ≥16	No. 5 No. 5 No. 4	—	1.5t	According to WES3003	
	—	≥685	780/930	t ≤16 16<t ≤20 20<t	≥16 ≥24 ≥16	No. 5 No. 5 No. 4	—	1.5t	According to WES3003	
	t ≤50 50<t	≥685	780/930 760/910	t ≤16 16<t ≤20 20<t	≥16 ≥24 ≥16	No. 5 No. 5 No. 4	t<32 32≤t	1.5t 2.0t	-60	(12<t) ≥34

Abrasion-resistant Steel Plates

Standard Type

Designation (Thickness, mm)	Heat Treatment	Chemical Composition (%)										
		C	Si	Mn	P	S	Cr	Mo	V	Ti	B	
												Thickness (mm)
JFE-EH-C340 (38 – 160)	Controlled heat treatment	≤0.20	≤0.55	≤1.60	≤0.030	≤0.030	38 ≤ t ≤ 160	≤1.50	≤0.50	≤0.10	0.020	≤0.004
JFE-EH-C400 (6(5) – 101.6)	Controlled heat treatment	≤0.20	≤0.55	≤1.60	≤0.030	≤0.030	6(5) ≤ t ≤ 50.8 50.9 ≤ t ≤ 101.6	≤0.40 ≤1.20	— ≤0.50	—	0.020	≤0.004
JFE-EH-C450 (6(5) – 101.6)	Controlled heat treatment	≤0.25	≤0.55	≤1.60	≤0.030	≤0.030	6(5) ≤ t ≤ 50.8 50.9 ≤ t ≤ 101.6	≤0.80 ≤1.50	— ≤0.50	—	0.020	≤0.004
JFE-EH-C500 (6(5) – 101.6)	Controlled heat treatment	≤0.30	≤0.55	≤1.60	≤0.030	≤0.030	6(5) ≤ t ≤ 50.8 50.9 ≤ t ≤ 101.6	≤0.80 ≤1.50	— ≤0.50	—	0.020	≤0.004
JFE-EH-C550 (6 – 32)	Controlled heat treatment	≤0.35	≤0.55	≤1.60	≤0.030	≤0.030	6 ≤ t ≤ 32	≤0.80	—	—	0.020	≤0.004

For products(), please consult with us.

Alloy Type

Designation (Thickness, mm)	Heat Treatment	Chemical Composition (%)										
		C	Si	Mn	P	S	Cr	Mo	V	Ti	B	
												Thickness (mm)
JFE-EH-C400LE (6(5) – 60)	Controlled heat treatment	≤0.17	≤0.55	≤1.60	≤0.020	≤0.010	6(5) ≤ t ≤ 19 19.1 ≤ t ≤ 32 32.1 ≤ t ≤ 60	≤0.40 ≤0.40 ≤1.20	≤0.35 ≤0.35 ≤0.50	—	≤0.020	≤0.004
JFE-EH-C450LE (6(5) – 50.8)	Controlled heat treatment	≤0.23	≤0.55	≤1.60	≤0.020	≤0.010	6(5) ≤ t ≤ 19 19.1 ≤ t ≤ 32 32.1 ≤ t ≤ 50.8	≤0.80 ≤0.80 ≤1.20	≤0.35 ≤0.35 ≤0.50	—	≤0.020	≤0.004
JFE-EH-C500LE (6(5) – 50.8)	Controlled heat treatment	≤0.29	≤0.55	≤1.60	≤0.020	≤0.010	6(5) ≤ t ≤ 19 19.1 ≤ t ≤ 32 32.1 ≤ t ≤ 50.8	≤0.80 ≤0.80 ≤1.20	≤0.35 ≤0.35 ≤0.50	—	≤0.020	≤0.004

For products(), please consult with us.

Super Abrasion Resistant Type

Designation (Thickness, mm)	Heat Treatment	Chemical Composition (%)										
		C	Si	Mn	P	S	Cr	Mo	V	Ti	B	
JFE-EH-SP (6 – 65)	Controlled heat treatment	≤0.35	≤0.55	≤1.60	≤0.030	≤0.030	0.50/ 1.50	Other elements are added as required.				

Hardness Test	
	Brinell hardness [guaranteed] (29.42 kN) Average of 5 points
	340±30
	400±30
	450±25
	500±40
	550±40

		Hardness Test	Impact Test (2 mm V Charpy)			
	Ceq*		Brinell hardness [guaranteed] (29.42 kN) Average of 5 points	Test Temperature		Charpy absorbed energy (J) [guaranteed]
	Thickness (mm)			Thickness (mm)	(°C)	
	6(5) ≤ t ≤ 19 19.1 ≤ t ≤ 32 32.1 ≤ t ≤ 60	≤0.40 ≤0.43 ≤0.58	400±30	6(5) ≤ t ≤ 11.9 12 ≤ t ≤ 60	— -40	— ≥27
	6(5) ≤ t ≤ 19 19.1 ≤ t ≤ 32 32.1 ≤ t ≤ 50.8	≤0.50 ≤0.53 ≤0.65	450±25	6(5) ≤ t ≤ 11.9 12 ≤ t ≤ 50.8	— -40	— ≥27
	6(5) ≤ t ≤ 19 19.1 ≤ t ≤ 32 32.1 ≤ t ≤ 50.8	≤0.55 ≤0.58 ≤0.70	500±40	6(5) ≤ t ≤ 11.9 12 ≤ t ≤ 50.8	— -40	— ≥21

*Ceq=C+Mn/6+(Cu+Ni)/15+(Cr+Mo+V)/5

Hardness Test	
	Brinell hardness [guaranteed] (29.42 kN) Average of 5 points
	≥401

Steel Plates for Frame of Building

TMCP Steel Plates

Designation (Thickness, mm)	Heat Treatment	Chemical Composition (%)											Ceq Thickness (mm)	P _{CM}
		C	Si	Mn	P	S	Cu	Ni	Cr	Mo	V	Nb		
		Other elements are added as required.												
HBL™325B (40.1 – 100)	TMCP	t ≤50: ≤0.18 50 < t: ≤0.20	≤0.55	≤1.60	≤0.030	≤0.015	Other elements are added as required.					40 < t ≤50 50 < t ≤100	≤0.38 ≤0.40	≤0.24 ≤0.26
HBL™325C (40.1 – 100)					≤0.020	≤0.008								
HBL™355B (40.1 – 100)	TMCP	≤0.20	≤0.55	≤1.60	≤0.030	≤0.015	Other elements are added as required.					40 < t ≤50 50 < t ≤100	≤0.40 ≤0.42	≤0.26 ≤0.27
HBL™355C (40.1 – 100)					≤0.020	≤0.008								
HBL™385B-L (12 – 19)	TMCP	≤0.20	≤0.55	≤1.60	≤0.030	≤0.015	Other elements are added as required.					12 ≤ t ≤19	≤0.44	≤0.29
HBL™385B (19 – 100)					≤0.030	≤0.015						19 ≤ t ≤50	≤0.40	≤0.26
HBL™385C (19 – 100)					≤0.020	≤0.008						50 < t ≤100	≤0.42	≤0.27
HBL™440B (19 – 100)	TMCP	≤0.12	≤0.55	≤1.60	≤0.030	≤0.008	Other elements are added as required.					19 ≤ t ≤40 40 < t ≤100	≤0.44 ≤0.47	≤0.22
HBL™440C (19 – 100)	TMCP	≤0.12	≤0.55	≤1.60	≤0.020	≤0.008	Other elements are added as required.					19 ≤ t ≤40 40 < t ≤100	≤0.44 ≤0.47	≤0.22

For Heat Treatment: TMCP = Thermo-Mechanical Control Process

High Performance 590 N/mm² Steel Plates for Frame of Building

Designation (Thickness, mm)	Heat Treatment	Chemical Composition (%)											Ceq Thickness (mm)	P _{CM}
		C	Si	Mn	P	S	Cu	Ni	Cr	Mo	V	Nb		
		Other elements are added as required.												
SA440B-U (19 – 100)	QT	≤0.12	≤0.55	≤1.60	≤0.030	≤0.008	Other elements are added as required.					t ≤40 40 < t	≤0.44 ≤0.47	≤0.22
SA440C-U (19 – 100)					≤0.020	≤0.008								

For Heat Treatment: QT = Quenching and Tempering

Fire Resistant Steel Plates for Frame of Building

Designation (Thickness, mm)	Heat Treatment	Equivalent Standard	Proof Stress(0.2% strain) at 600°C(N/mm ²)		
			t ≤40	40 < t ≤75	75 < t ≤100
			Authorized by Minister of Land, Infrastructure and Transport		
HBL™325B-FR HBL™325C-FR (40.1 – 100)	TMCP	Authorized by Minister of Land, Infrastructure and Transport	—	≥237	
HBL™355B-FR HBL™355C-FR (40.1 – 100)	TMCP	Authorized by Minister of Land, Infrastructure and Transport	—	≥237	
SN400B,C-FR SM400A,B-FR (6 – 100)	AR or N	JIS G3136 JIS G3106	≥157	≥143	
SN490B,C-FR SM490A,B-FR (6 – 100)	AR or N	JIS G3136 JIS G3106	≥217	≥197	
SM520B-FR (6 – 100)	AR or N	JIS G3106	≥237	≥233	≥217

For Heat Treatment:
AR = As Rolled
N = Normalizing
TMCP = Thermo-Mechanical Control Process

	Tensile Test					Yield Ratio (%)	Through Thickness Tensile Test	Impact Test (2 mm V Charpy)	
	Yield Point or Proof Stress (N/mm ²)	Tensile Strength (N/mm ²)	Elongation		Test Specimen		Reduction of area (%)	Test Temperature (°C)	Absorbed Energy (J)
			Thickness (mm)	(%)					
325/ 445	490/ 610	t ≤50 40<t	≥21 ≥23	No. 1A No. 4	≤80	—	0	≥27	
						≥25 (Ave. of 3 tests) ≥15 (Each value)			
355/ 475	520/ 640	t ≤50 40<t	≥19 ≥21	No. 1A No. 4	≤80	—	0	≥27	
						≥25 (Ave. of 3 tests) ≥15 (Each value)			
385/ 505	550/ 670	t ≤50 40<t	≥26 ≥20	No. 5 No. 4	≤80	—	0	≥70	
						≥25 (Ave. of 3 tests) ≥15 (Each value)			
440/ 540	590/ 740	19≤t ≤32 32<t ≤40 20<t ≤50	≥15 ≥16 ≥20	No. 1A No. 1A No. 4	≤80	—	0	≥70	
						≥25 (Ave. of 3 tests) ≥15 (Each value)			

	Tensile Test					Yield Ratio (%)	Through Thickness Tensile Test	Impact Test (2 mm V Charpy)	
	Yield Point or Proof Stress (N/mm ²)	Tensile Strength (N/mm ²)	Elongation		Test Specimen		Reduction of area (%)	Test Temperature (°C)	Absorbed Energy (J)
			Thickness (mm)	(%)					
440/ 540	590/ 740	t ≤50 40<t	≥26 ≥20	No. 5 No. 4	≤80	—	0	≥47	
						≥25 (Ave. of 3 tests) ≥15 (Each value)			

Low Yield Strength Steel Plates for Frame of Building

Designation (Thickness, mm)	Tensile Test					Impact Test (2 mm V Charpy)		
	Lower Yield Point or Proof Stress (N/mm ²)	Tensile Strength (N/mm ²)	Yield Ratio (%)	Elongation		Test Temperature		Absorbed Energy (J)
				(%)	Test Specimen	Thickness (mm)	(°C)	
JFE-LY100 (6 – 60)	80/120	200/300	≤60	≥50	No. 5	12<t	0	≥27
JFE-LY225 (6 – 60)	205/245	300/400	≤80	≥40	No. 5	12<t	0	≥27

Sea Water Corrosion Resistant Steel Plates

Designation (Thickness, mm)	Heat Treatment	Chemical Composition (%)										
		C	Si	Mn	P	S	Cu	Ni	Cr	Mo	V or Nb	Al
JFE-MARIN400 (6 – 40)	AR or N	≤0.15	≤1.00	≤1.40	≤0.030	≤0.020	0.20/ 0.60	≤0.50	0.50/ 1.50	—	≤0.10	≤0.55
JFE-MARIN490 (6 – 40)	AR, N or TMCP	≤0.15	≤1.00	≤1.50	≤0.030	≤0.020	0.20/ 0.60	≤0.50	0.50/ 1.50	—	≤0.10	≤0.55
JFE-MARIN490Y (6 – 40)	AR, N or TMCP	≤0.15	≤1.00	≤1.50	≤0.030	≤0.020	0.20/ 0.60	≤0.50	0.50/ 1.50	—	≤0.10	≤0.55

Corrosion Resistant Steel Plates

Melted Zinc Corrosion Resistant Steel Plates

Designation (Thickness, mm)	Heat Treatment	Chemical Composition (%)				
		C	Si	Mn	P	S
JFE-ZP (6 – 100)	AR	≤0.12	≤0.03	≤0.50	≤0.030	≤0.030

For Heat Treatment: AR = As Rolled

Sulfuric Acid Resistant Steel Plates

Designation (Thickness, mm)	Heat Treatment	Chemical Composition (%)										
		C	Si	Mn	P	S	Cu	Ni	Cr	Mo	Sb	Sn
JFE-ASA400D (6 – 50)	AR or N	≤0.14	≤0.55	0.30/ 0.70	≤0.030	≤0.020	0.25/ 0.50	≤0.50	—	—	0.05/ 0.20	≤0.10
JFE-ASA400H (6 – 50)	AR or N	≤0.14	≤0.55	0.30/ 0.70	≤0.030	≤0.020	0.25/ 0.50	≤0.50	0.50/ 1.00	≤0.10	—	—
JFE-ASA400W (6 – 50)	AR or N	≤0.14	≤0.55	0.30/ 0.70	≤0.030	≤0.020	0.25/ 0.50	≤0.50	0.50/ 1.00	≤0.10	0.05/ 0.20	≤0.10
JFE-ASA440D (6 – 25.4)	AR or N	≤0.17	≤0.55	0.30/ 0.70	≤0.030	≤0.020	0.25/ 0.50	≤0.50	—	—	0.05/ 0.20	≤0.10
JFE-ASA440H (6 – 25.4)	AR or N	≤0.17	≤0.55	0.30/ 0.70	≤0.030	≤0.020	0.25/ 0.50	≤0.50	0.50/ 1.00	≤0.10	—	—
JFE-ASA440W (6 – 25.4)	AR or N	≤0.17	≤0.55	0.30/ 0.70	≤0.030	≤0.020	0.25/ 0.50	≤0.50	0.50/ 1.00	≤0.10	0.05/ 0.20	≤0.10

Hydrogen Induced Crack Resistant Steel Plates

Designation (Thickness, mm)	Heat Treatment	Chemical Composition (%)							Tensile Test			Bending Test (180°)
		C	Si	Mn	P	S	Cu	others	Yield Point or Proof Stress (N/mm ²)	Tensile Strength (N/mm ²)	Elongation (%)	Bending Radius (Test Specimen No. 1)
JFE-AH1 (6 – 200)	According to applicable standard	According to applicable standard				≤0.005	0.25/ 0.40	—	According to applicable standard			According to applicable standard
JFE-AH2 (6 – 200)	According to applicable standard	According to applicable standard				<0.001	—	Ca treatment	According to applicable standard			According to applicable standard

	Tensile Test					Bending Test (180°)	Impact Test (2 mm V Charpy)			
	Yield Point or Proof Stress		Tensile Strength (N/mm ²)	Elongation		Bending Radius (Test Specimen No. 1)	Test Temperature		Absorbed Energy	
	Thickness (mm)	(N/mm ²)		(%)	Test Specimen		Thickness (mm)	(°C)	Grade	(J)
	6 ≤ t ≤ 16 16 < t ≤ 40	≥245 ≥235	400/ 510	≥18 ≥22	No. 1A No. 1A	1.0t	12 < t	0	A B C	— ≥27 ≥47
	6 ≤ t ≤ 16 16 < t ≤ 40	≥325 ≥315	490/ 610	≥17 ≥21	No. 1A No. 1A	1.5t	12 < t	0	A B C	— ≥27 ≥47
	6 ≤ t ≤ 16 16 < t ≤ 40	≥365 ≥355	490/ 610	≥15 ≥19	No. 1A No. 1A	1.5t	12 < t	0	A B	— ≥27

For Heat Treatment: AR = As Rolled
N = Normalizing
TMCP = Thermo-Mechanical Control Process

	Tensile Test						Bending Test (180°)
	Yield Point or Proof Stress		Tensile Strength (N/mm ²)	Elongation			Bending Radius (Test Specimen No. 1)
	Thickness (mm)	(N/mm ²)		Thickness (mm)	(%)	Test Specimen	
	t ≤ 16 16 < t ≤ 40 40 < t	≥245 ≥235 ≥215	≥400	t ≤ 16 16 < t	≥18 ≥21	No. 1A No. 1A	1.5t
	t ≤ 16 16 < t ≤ 40 40 < t	≥245 ≥235 ≥215	≥400	t ≤ 16 16 < t	≥18 ≥21	No. 1A No. 1A	1.5t
	t ≤ 16 16 < t ≤ 40 40 < t	≥245 ≥235 ≥215	≥400	t ≤ 16 16 < t	≥18 ≥21	No. 1A No. 1A	1.5t
	—	≥265	≥440	t ≤ 16 16 < t	≥17 ≥21	No. 1A No. 1A	1.5t
	—	≥265	≥440	t ≤ 16 16 < t	≥17 ≥21	No. 1A No. 1A	1.5t
	—	≥265	≥440	t ≤ 16 16 < t	≥17 ≥21	No. 1A No. 1A	1.5t

For Heat Treatment: AR = As Rolled
N = Normalizing

Pure Iron Plates for Magnetic Shielding

Designation (Thickness, mm)	Chemical Composition (%)				
	C	Si	Mn	P	S
JFE-EFE (6 – 290)	≤0.010	≤0.05	≤0.20	≤0.015	≤0.015

Steel Plates for Mold

Designation (Thickness, mm)	Chemical Composition (%)							
	C	Si	Mn	P	S	Cr	Mo	V
JFE-MD1 (6 – 265)	0.52/ 0.58	0.15/ 0.35	0.60/ 0.90	≤0.030	≤0.035	—	—	—
JFE-MD3 (6 – 260)	0.37/ 0.44	0.15/ 0.35	0.55/ 0.90	≤0.030	≤0.035	0.85/ 1.25	0.15/ 0.35	—
JFE-MD5 (6 – 260)	0.28/ 0.33	0.15/ 0.35	0.40/ 0.90	≤0.030	≤0.035	0.80/ 1.50	0.15/ 0.40	0.05/ 0.07

Steel Plates for Hot-dip Zinc-coated Tower Structure

Designation (Thickness, mm)	Chemical Composition (%)										CEZ [*]
	C	Si	Mn	P	S	Cu, Ni, Cr, Mo, V, Nb, Ti	Zr	B	Ceq		
JFE-HITEN 590AZ (6 – 25)	≤0.12	≤0.40	≤2.00	≤0.030	≤0.015	Added as required on condition that Nb+V+Ti≤0.15	≤0.040	≤0.0002	≤0.40	≤0.44	

Steel Plates for Rocket

Designation (Thickness, mm)	Chemical Composition (%)													
	C	Si	Mn	P	S	Ni	Cr	Co	Mo	Ti	Al	Zn	B	V
JFE-HT140NP (2 – 30)	0.14/ 0.18	≤0.35	0.60/ 0.90	≤0.010	≤0.010	3.90/ 4.30	1.60/ 2.00	—	0.45/ 0.65	—	—	—	—	0.07/ 0.13
JFE-HT210P (by agreement)	≤0.005	≤0.05	≤0.07	≤0.005	≤0.005	17.50/ 18.50	≤0.50	8.30/ 9.30	4.70/ 5.50	0.40/ 0.60	0.05/ 0.10	0.01/ 0.04	0.001/ 0.005	—



	Tensile Test					Impact Test (2 mm V Charpy)		
	Yield Point or Proof Stress (N/mm ²)	Tensile Strength (N/mm ²)	Elongation			Test Temperature		Absorbed Energy (J)
			Thickness (mm)	(%)	Test Specimen	Thickness (mm)	(°C)	
	≥440	590/ 740	t ≤16 16 < t	≥19 ≥26	No. 5 No. 5	12 < t	-5	≥47

*CEZ (Carbon Equivalent Zinc)=C+Si/17+Mn/7.5+Cu/13+Ni/17+Cr/4.5+Mo/3+V/1.5+Nb/2+Ti/4.5+420B

	Thickness (mm)	Tensile Test			Bending Test (180°)	Hardness Test
		0.2% Proof Stress (kgf/mm ²)	Tensile Strength (kgf/mm ²)	Elongation (%)	Bending Radius ($\left. \begin{matrix} \text{Test} \\ \text{Specimen} \\ \text{No. 1} \end{matrix} \right\}$)	HRC
	2.0 ≤ t ≤ 2.5	—	≤125	≥8	7.5t	≤39
	t = 4.0	≤90	≤105	≥13	2.0t	≤34
	6.5 ≤ t ≤ 15.0	≤90	≤105	≥13	3.0t	≤34
	t = 30.0	—	≤120	≥9	3.0t	≤37
	—	185/ 205	190/ 215	≥7	—	—

APPROVED OR AUTHORIZED PRODUCTS

Ship's Class Standards

Hull Structural Steel Plates

Society	Grade
ABS	A, B, D, E AH32, DH32, EH32, FH32 AH36, DH36, EH36, FH36 AH40, DH40, EH40, FH40 AH47, DH47, EH47
BV	A, B, D, E AH32, DH32, EH32, FH32 AH36, DH36, EH36, FH36 AH40, DH40, EH40, FH40 EH47
CCS	A, B, D, E A32, D32, E32, F32 A36, D36, E36, F36 A40, D40, E40, F40
CR	A, B, D, E AH32, DH32, EH32, FH32 AH36, DH36, EH36, FH36 AH40, DH40, EH40, FH40
DNV	NV A, NV B, NV D, NV E NV A27S, NV D27S, NV E27S NV A32, NV D32, NV E32, NV F32 NV A36, NV D36, NV E36, NV F36 NV A40, NV D40, NV E40, NV F40 NV D420, NV E420, NV F420
GL	A, B, D, E A32, D32, E32, F32 A36, D36, E36, F36 A40, D40, E40, F40 A47, D47, E47
KR	RA, RB, RD, RE RA32, RD32, RE32 RA36, RD36, RE36 RA40, RD40, RE40 RA47, RD47, RE47
LR	A, B, D, E AH27S, DH27S, EH27S AH32, DH32, EH32, FH32 AH36, DH36, EH36, FH36 AH40, DH40, EH40, FH40 AH47, DH47, EH47
RS	A, B, C, D AH32, DH32, EH32, FH32 AH36, DH36, EH36, FH36 AH40, DH40, EH40, FH40

Society	Grade
NK	KA, KB, KD, KE KA32, KD32, KE32, KF32 KA36, KD36, KE36, KF36 KA40, KD40, KE40, KF40 KE47
RINA	A, B, D, E A32, D32, E32, F32 A36, D36, E36, F36 A40, D40, E40, F40
ZC	A, B, D, E A32, D32, E32 A36, D36, E36

Steel Plates for Low Temperature Service

Society	Grade
ABS	V-OXX VH-OXX
DNV	NV2-2 NV2-3 NV2-4 NV2-4L NV4-2 NV4-3 NV4-4 NV4-4L NV 9Ni
LR	LT-AH27S, DH27S, EH27S, FH27S LT-AH32, DH32, EH32, FH32 LT-AH36, DH36, EH36, FH36 LT-AH40, DH40, EH40, FH40 3.5Ni 9Ni
NK	KL24A, KL24B KL33 KL37 K5T-50Q KL2N30 KL3N32 KL9N60

Steel Plates for Boiler & Pressure Vessels

Society	Grade
ABS	MA, MB, MC, MD, ME, MF, MG H, I, J
BV	360, 410, 460, 510 0.3Mo 1Mn0.5Mo
CR	1-410, 1-450, 1-480 2-450, 2-480 0-235, 0-315, 0-355
DNV	NV360-0A, -0N, -1FN NV410-0A, -0N, -1FN NV490-0N, -1FN NV510-1FN NV 0.3Mo NV 1Cr0.5Mo NV 2.25Cr1Mo
GL	H1, H2 17Mn4, 19Mn6 13CrMo4-5 10CrMo9-10
KR	RSP42, 46, 49 RSP46A, 49A RPV24, 32, 36, 46, 50
LR	360AR, 410AR, 460AR 360, 410, 460, 490 360FG, 410FG, 460FG, 490FG
NK	KP42, KP46, KP49 KPA46, KPA49 KPV24, KPV32, KPV36, KPV46 KPV50

Stainless Steel Plates

Society	Grade
DNV	304L, 304LMod 316L, 316LMod, 316LN 317L, 317LMod 321 347
LR	304L, 304LMod, 304LN 316L, 316LMod, 316LN 317L, 317LN
NK	304, 304Mod, 304Mod1 304L, 304LMod 309S, 310S 316, 316Mod 316L, 316LMod, 316LN 317 317L, 317LMod, 317LN 321 347 Ni5Mo, Ni5

High-Strength Quenched & Tempered Steel Plates

Society	Grade
ABS	AQ51, DQ51, EQ51 AQ56, DQ56, EQ56 AQ63, DQ63, EQ63 AQ70, DQ70, EQ70
LR	AH42, DH42, EH42 DH46, EH46 DH50, EH50 DH55, EH55 DH62, EH62 DH69, EH69
NK	KA420, KD420, KE420 KA460, KD460, KE460 KA500, KD500, KE500 KA550, KD550, KA620, KD620 KA690, KD690 KA690N, KD690N
DNV	D420, E420 A500, D500, E500 A550, D550, E550 A620, D620, E620 A690, D690, E690 DW420, EW420

Japan Welding Engineering Society (WES)

JFE BRAND	WES3001	
	Grade	Thickness (mm)
JFE-HITEN540S	HW355RA	≤30
JFE-HITEN590SB	HW450NA	≤26
JFE-HITEN590	HW450QB	≤100
JFE-HITEN590L	HW450QB	≤50
JFE-HITEN590U2	HW450QB	≤75
JFE-HITEN590E	HW450QB	≤75
JFE-HITEN590U2L	HW450QB	≤75
JFE-HITEN610	HW450QB	≤100
JFE-HITEN610U2	HW490QB	≤75
JFE-HITEN610E	HW490QB	≤75
JFE-HITEN610U2L	HW490QB	≤75
JFE-HITEN610L	HW450QB	≤50
JFE-HITEN690	HW550QB	≤50
JFE-HITEN690L	HW550QB	≤40
JFE-HITEN710	HW620QB	≤50
JFE-HITEN780F	HW685QB	≤50
JFE-HITEN780M	HW685QB	≤100
JFE-HITEN980	HW885QB	≤100

JFE BRAND	WES3003
JFE-HITEN590L	LT450-VI-65G-25A
JFE-HITEN590U2L	LT450-75-50G
JFE-HITEN610L	LT490-III-80G-50A LT490-IV-70G-40A LT490-V-60G-20A LT490-VI-60G-20A
JFE-HITEN610L	LT490-75-50G
JFE-HITEN690L	LT550-I-120G-90A LT550-II-120G-80A LT550-IV-80G-40A
JFE-HITEN710L	LT63-I-90G-60A LT63-III-80G-50A LT63-V-70G-40A
JFE-HITEN780L	LT70-II-60G-40A LT70-IV-50G-30A LT70-VI-50G-30A
JFE-HITEN780FL	LT685-V-90G-40A
JFE-LT1.5Ni-TM	LT370-V-140G-120A

JFE BRAND	WES3009	
	Grade	Thickness (mm)
JFE-HITEN590U2	HW450QCF	≤75
JFE-HITEN610U2	HW490QCF	≤75
JFE-HITEN590E	HW450QCF	≤75
JFE-HITEN610E	HW490QCF	≤75
JFE-HITEN590U2L	HW450QCF	≤75
JFE-HITEN610U2L	HW490QCF	≤75

JFE Brands Compliant with Structural Standards for Cranes and Mobile Cranes

Class	Min. Tensile Strength (N/mm ²)	JFE BRAND	Thickness (mm)
PS-2	450 ≤ TS < 550	JFE-HITEN540SB	6 ≤ t ≤ 30
PS-3	550 ≤ TS < 650	JFE-HITEN590 JFE-HITEN590SA JFE-HITEN590SB JFE-HITEN590SL	6 ≤ t ≤ 150 6 ≤ t ≤ 40 6 ≤ t ≤ 40 6 ≤ t ≤ 50
PS-4	650 ≤ TS < 750	JFE-HITEN690S JFE-HITEN690M JFE-HITEN710 JFE-HITEN710M	6 ≤ t ≤ 25 6 ≤ t ≤ 100 6 ≤ t ≤ 100 6 ≤ t ≤ 100
PS-5	750 ≤ TS < 850	JFE-HITEN780S JFE-HITEN780F JFE-HITEN780M JFE-HITEN780LE	6 ≤ t ≤ 50 6 ≤ t ≤ 100 6 ≤ t ≤ 100 6 ≤ t ≤ 32
PS-7	950 ≤ TS < 1050	JFE-HITEN980S	6 ≤ t ≤ 50

MAXIMUM AVAILABLE SIZES

Non-Heat Treated Products

Product Length: m

Thickness (mm)	Width (mm)																					
	1000 to 1400	1401 to 1600	1601 to 1800	1801 to 2000	2001 to 2200	2201 to 2400	2401 to 2600	2601 to 2800	2801 to 3000	3001 to 3200	3201 to 3400	3401 to 3600	3601 to 3800	3801 to 4000	4001 to 4200	4201 to 4400	4401 to 4600	4601 to 4800	4801 to 5000	5001 to 5200	5201 to 5300	5301 to 5350
6.0 – 6.9																	22	22	19	16	13.5	13.5
7.0 – 9.0								25										22	20	16	13.5	13.5
9.1 – 11.9																			20	20	20	16
12.0 – 13.9																					22	16
14.0 – 25.0																				25		16
25.1 – 28.0								27									25					16
28.1 – 32.0													25						24	23	20	16
32.1 – 38.0											25			24	23	22	21	20	19	18	16	16
38.1 – 45.0												24	23	23	20	19	19	18	17	16	16	16
45.1 – 50.0				25						23	22	21	20	20	18	17	16	16	15	14	14	14
50.1 – 55.0										24	24	21	21	20	19	18	18	16	16	15	14	13
55.1 – 60.0										24	22	21	19	19	17	16	16	15	14	13	12	12
60.1 – 65.0					24	23	21	20	18	18	17	16	15	15	14	13	12	12	11	11	10	9.5
65.1 – 70.0				24	24	22	21	19	18	17	16	15	14	14	13	12	12	11	11	10	10	9.5
70.1 – 75.0	24	23	24	23	21	20	18	17	15	15	14	13	13	12	11	11	10	10	9.2	9	8.5	
75.1 – 80.0	23	23	22	21	21	19	18	17	15	14	14	13	12	12	11	11	10	10	9.6	9.2	9	8.5
80.1 – 90.0	20	20	20	19	19	17	16	15	14	13	12	11	11	10	10	9.7	9.2	8.8	8.5	8.2	8	7.5
90.1 – 100.0	18	18	18	17	17	15	14	13	12	11	11	10	10	9.6	9.1	8.7	8.3	8	7.6	7.3		
100.1 – 110.0	16	16	16	16	15	14	13	12	11	10	10	9.7	9.1	9	8.3	8	7.6	7.2	7	6.7	5.8	
110.1 – 120.0	15	15	15	14	14	13	12	11	10	10	9.4	8.8	8.4	8	7.6	7.2	6.9	6.6	6	6	5.1	5.3
120.1 – 130.0	14	14	14	13	13	12	11	10	9.8	9.2	8.6	8.2	7.7	7.3	7.0	6.7	6.0	6	6	5.1	5.1	5.3
130.1 – 140.0	13	13	13	12	12	11	10	9.7	9	8.5	8	7.5	7.1	7	6	6	5.1	5.1	5.1	5.1	5.1	5.3
140.1 – 150.0	12	12	12	11	11	10	9.7	9.1	8.4	7.9	7.4	7	6.7	6	6	5	5	5				
150.1 – 160.0	11	11	11	10	10	9.9	9.1	8.5	7.9	7.4	7.0	6.6	6	6	5	5						
160.1 – 170.0	10	10	10	10	10	9.3	8.6	8	7.4	6.7	6.6	6	5.1	5	5	4.4						
170.1 – 180.0	10	10	10	9	9.4	8.8	8.1	7.6	7.1	6.6	6.2	5.1	5	5	4.4							
180.1 – 190.0	9	9	9	9	8.9	8.3	7.7	7.1	6.7	6.5	5.4	5.1	4.8	4.5	4.3							
190.1 – 200.0	9	8.2	8.2	8	8.5	7.9	7.3	6.8	6.5	5.5	5.1	4.8	4.6	4.3	4.1							

- (Notes) 1. In case of the diagonal-lined column $\frac{A}{B}$, "A" shows the maximum product length. And, the product length between "B" and 6.1 m can not be provided.
 2. The minimum product size is as follows: 1 m wide and 3 m long.
 3. Please consult with us prior to ordering the product width between 5,201 and 5,350 mm.
 4. Product with 30 m in length for limited thickness and width is available. Please consult with us.
 5. For carbon steel plates for machine structural use, and for chromium-molybdenum steel plates, the minimum width is 1,500 mm.

MAXIMUM AVAILABLE SIZES

Heat Treated Products

Product Length: m

Width (mm) \ Thickness (mm)	1000 to 1600	1601 to 1800	1801 to 2000	2001 to 2200	2201 to 2400	2401 to 2600	2601 to 2800	2801 to 3000	3001 to 3200	3201 to 3400	3401 to 3600	3601 to 3800	3801 to 4000	4001 to 4200	4201 to 4400	4401 to 4600	4601 to 4800	4801 to 5000	5001 to 5200	5201 to 5300	5301 to 5350							
6.0 – 6.9										22	20	15	13	Not available														
7.0 – 7.9											24	22	20	15	Not available													
8.0 – 8.9												22	18	16	13	11	Not available											
9.0 – 9.9														22	20	16	12	Not available										
10.0 – 11.9																	22	20	18	Not available								
12.0 – 13.9																			22	Not available								
14.0 – 26.0										25	Not available																	
26.1 – 28.0																					Not available							
28.1 – 30.0																		24	24	22	Not available							
30.1 – 35.0														24	24	23	22	21	21	20	Not available							
35.1 – 40.0														24	23	22	21	20	19	18	17	Not available						
40.1 – 45.0														23	22	20	19	19	18	17	16	16	15	Not available				
45.1 – 50.0														23	22	20	19	18	17	17	16	15	15	14	14	Not available		
50.1 – 60.0																24	24	22	20	19	18	17	17	16	16	15	Not available	
60.1 – 70.0		23	20	24	22	20	19	17	16	15	14	14	13	12	12	11	11	10	10	10	10	10	10	10	10	Not available		
70.1 – 80.0	22	20	18	21	19	18	16	15	14	13	13	12	11	11	10	10	9.7	9.3	8.9	8.7	Not available							
80.1 – 90.0	20	18	16	19	17	16	14	13	13	12	11	10	10	9.8	9.4	8.9	8.5	8.3	7.9	Not available								
90.1 – 100.0	18	16	14	17	15	14	13	12	11	10	10	9.8	9.3	8.8	8.4	8.0	7.7	7.3	7.0	Not available								
100.1 – 110.0	16	14	13	15	14	13	12	11	10	9.9	9.4	8.8	8.4	8.0	7.6	7.3	6.9 / 6.0	6.6 / 5.7	6.4 / 5.5	Not available								
110.1 – 120.0	15	13	12	14	13	11	11	10	9.7	9.1	8.5	8.1	7.7	7.3	6.9 / 6.0	6.6 / 5.7	6.3 / 5.8	5.2	Not available									
120.1 – 130.0	13	12	11	13	11	11	10	9.5	8.9	8.3	7.9	7.3	7.0	6.7	6.4 / 5.5	5.2	5.0	Not available										
130.1 – 140.0	11	10	9.7	11	10	9.7	9.4	8.7	8.2	7.7	7.2	6.8	6.5 / 5.6	5.3	4.8	Not available												
140.1 – 150.0	10	10	9.6	10	9.7	9.4	8.7	8.1	7.6	7.1	6.7	6.4 / 5.5	5.2	4.9	Not available													
150.1 – 160.0	9.7	9.7	9.0	9.7	9.6	8.8	8.2	7.6	7.1	6.7 / 5.7	6.3 / 5.3	5.1	4.8	Not available														
160.1 – 170.0	9.4	9.4	8.4	9.7	9.0	8.3	7.7	7.1	6.7 / 5.7	6.3 / 5.4	5.1	Not available																
170.1 – 180.0	8.9	8.9	7.9	9.1	8.5	7.8	7.3	6.8	6.3 / 5.5	5.9	Not available																	
180.1 – 190.0	8.4	8.4	7.5	8.6	8.0	7.4	6.8	6.3 / 5.5	5.1	Not available																		
190.1 – 200.0	7.9	7.9	7.1	8.2	7.6	7.0	6.5 / 5.6	5.2	4.8	Not available																		

Negotiable range

- (Notes)
- In case of the diagonal-lined column $\begin{matrix} A \\ \diagdown \\ B \end{matrix}$, "A" shows the maximum product length. And, the product length between "B" and 6.1m can not be provided.
 - The minimum product size is as follows: 1 m wide and 3 m long.
 - Please consult with us prior to ordering the product width between 5,201 and 5,350 mm.
 - For carbon steel plates for machine structural use, and for chromium-molybdenum steel plates, the minimum width is 1,500 mm.

Abrasion-Resistant Steel Plates

Product Length: m

Width (mm) Thickness (mm)	1500 to 1800	1801 to 2000	2001 to 2200	2201 to 2400	2401 to 2600	2601 to 2800	2801 to 3000	3001 to 3200	3201 to 3400	3401 to 3600	3601 to 3800	3801 to 4000	4001 to 4200	4201 to 4400	4401 to 4600	4601 to 4800	4801 to 5000	5001 to 5200	5201 to 5300	
6.0 – 6.9	18	16	14	12	12	10	Not available													
7.0 – 7.9	18	16	14	12	12	10	Not available													
8.0 – 8.9	18	16	14	12	12	10	Not available													
9.0 – 9.9	18	16	14	12	12	10	Not available													
10.0 – 11.9	22	20	18	16	14	14	12	Not available												
12.0 – 12.9	22	20	18	16	14	14	12	Not available												
13.0 – 13.9	22	20	18	16	14	14	12	Not available												
14.0 – 22.0	22	20	18	16	14	14	12	Not available												
22.1 – 24.0	24	22	22	20	18	16	14	12	Not available											
24.1 – 26.0		24	22	22	20	18	16	14	12	Not available										
26.1 – 28.0			24	24	22	22	20	18	16	14	12	Not available								
28.1 – 30.0						24	22	20	20	18	18	16	16	Not available						
30.1 – 35.0							24	22	22	22	20	20	20	18	18	18	Not available			
35.1 – 40.0				25				24	22	22	22	20	20	20	19	18	Not available			
40.1 – 45.0									24	23	22	20	19	19	18	17	16	16	Not available	
45.1 – 50.0								23	22	20	20	18	17	17	16	15	15	14	Not available	
50.1 – 60.0		23	23	21	24	22	20	19	18	17	16	15	14	14	13	13	12	11	Not available	
60.1 – 70.0	22	19	20	18	20	19	17	16	15	14	14	13	12	12	11	11	10	10	Not available	
70.1 – 80.0	19	17	17	16	18	16	15	14	13	13	12	11	11	10	10	9.7	9.3	8.9	Not available	
80.1 – 90.0	17	15	15	14	16	14	13	13	12	11	11	10	9.8	9.4	8.9	8.6	8.2	7.9	Not available	
90.1 – 101.6	15	13	14	12	14	13	12	11	10	10	10	9.3	8.8	8.4	8.0	7.7	7.4	7.1	Not available	

Not available: Please consult with us for max. product width.

MAXIMUM AVAILABLE SIZES

Extra-Heavy Steel Plates

Non-Heat Treated Products

		Product Length: m					
Width (mm) \ Thickness (mm)	1000 – 2500	2501 – 3000	3001 – 3500	3501 – 4000	4001 – 4500	4501 – 5000	5001 – 5300
– 100							
101 – 125						14.3	13.5
126 – 150		15.0		14.9	13.2	11.9	11.2
151 – 175			14.6	12.7	11.3	10.2	9.6
176 – 200		14.9	12.7	11.1	9.9	8.9	8.4
201 – 225		13.2	11.3	9.9	8.8	7.9	7.5
226 – 250	14.3	11.9	10.2	8.9	7.9	7.1	6.7
251 – 275	13.0	10.8	9.3	8.1	7.2	6.5	6.1
276 – 300	11.9	9.9	8.5	7.4	6.6	5.9	5.6
301 – 325	11.0	9.1	7.8	6.8	6.1	5.5	Not available
326 – 360	10.2	8.5	7.3	6.4	5.7	5.1	

(Note) 1. Maximum weight of product is 70 t.

Heat Treated Products

		Product Length: m					
Width (mm) \ Thickness (mm)	1000 – 2500	2501 – 3000	3001 – 3500	3501 – 4000	4001 – 4500	4501 – 5000	5001 – 5300
– 100							
101 – 125							
126 – 150		13.5			13.2	11.9	11.2
151 – 175				12.7	11.3	10.2	9.6
176 – 200			12.7	11.1	9.9	8.9	8.4
201 – 225		13.2	11.3	9.9	8.8	7.9	7.5
226 – 250		11.9	10.2	8.9	7.9	7.1	6.7
251 – 275	13.0	10.8	9.3	8.1	7.2	6.5	6.1
276 – 300	11.9	9.9	8.5	7.4	6.6	5.9	5.6
301 – 325	11.0	9.1	7.8	6.8	6.1	5.5	Not available
326 – 360	10.2	8.5	7.3	6.4	5.7	5.1	

(Note) 1. Please consult with us for the width over 5,000 mm prior to ordering.

Please consult with us about applicable specification or designation prior to ordering.

Stainless Steel Plates

Austenitic Stainless Steel Plates-I (SUS304, 304L)

		Product Length: m																						
Width (mm)	Thickness (mm)	1000 - 1199	1200 - 1600	1601 - 1800	1801 - 2000	2001 - 2200	2201 - 2400	2401 - 2600	2601 - 2800	2801 - 3000	3001 - 3200	3201 - 3400	3401 - 3600	3601 - 3800	3801 - 4000									
6.0 - 6.9													Not available											
7.0 - 7.9																								
8.0 - 8.9																								
9.0 - 9.9		13.5																						
10.0 - 14.9																								
15.0 - 19.9																								
20.0 - 24.9													12.5	12.0	11.0	10.5								
25.0 - 29.9													12.5	11.5	11.0	10.5	9.5	9.0	8.5					
30.0 - 34.9		13.0											12.5	11.5	11.0	10.0	9.5	9.0	8.5	7.5	7.0			
35.0 - 39.9													12.0	11.0	10.0	9.5	9.0	8.0	7.5	7.0	6.5	6.0		
40.0 - 49.9													11.5	10.5	9.5	8.5	8.0	7.5	7.0	6.5	6.0	5.0	5.0	5.0
50.0 - 59.9		12.0	11.0	10.0	9.0	8.0	7.0	6.5	6.0	5.5	4.5	4.5	4.0	4.0	4.0									
60.0 - 69.9		10.5	9.5	8.5	7.5	7.0	6.0	5.5	5.5	3.5	3.5	3.5	Not available											
70.0 - 79.9		9.5	8.0	7.0	6.5	6.0	5.5	3.0	3.0	3.0	Not available													
80.0 - 89.9		8.0	7.0	6.5	5.5	5.5	3.0	3.0	3.0	3.0	Not available													
90.0 - 99.9		7.0	6.5	5.5	5.0	Not available																		
100.0 - 130.0		7.0	5.5	4.5	Not available																			

- (Notes) 1. Minimum size is 1 m wide and 2 m long.
2. The maximum product thickness for Ship's class standard product is listed on the right table.

◆ Forging-Rolling Combined Process

Thickness (mm)	Width/Length (mm)
Max. 200	Subject to agreement

◆ Max. thickness for Ship's class standard product (mm)

NK	LR	NV
55	55	50

Austenitic Stainless Steel Plates-II (SUS316, 316L)

		Product Length: m																						
Width (mm)	Thickness (mm)	1000 - 1199	1200 - 1600	1601 - 1800	1801 - 2000	2001 - 2200	2201 - 2400	2401 - 2600	2601 - 2800	2801 - 3000	3001 - 3200	3201 - 3400	3401 - 3600	3601 - 3800	3801 - 4000									
6.0 - 6.9													Not available											
7.0 - 7.9																								
8.0 - 8.9																								
9.0 - 9.9		13.5																						
10.0 - 14.9																								
15.0 - 19.9																								
20.0 - 24.9													12.5	12.0	11.0	10.5								
25.0 - 29.9													12.5	11.5	11.0	10.5	9.5	9.0	8.5					
30.0 - 34.9		13.0											12.5	11.5	11.0	10.0	9.5	9.0	8.5	7.5	7.0			
35.0 - 39.9													12.0	11.0	10.0	9.5	9.0	8.0	7.5	7.0	6.5	6.0		
40.0 - 49.9													11.5	10.5	9.5	8.5	8.0	7.5	7.0	6.5	6.0	5.0	5.0	5.0
50.0 - 59.9		12.0	11.0	10.0	9.0	8.0	7.0	6.5	6.0	5.5	4.5	4.5	4.0	4.0	4.0									
60.0 - 69.9		10.5	9.5	8.5	7.5	7.0	6.0	5.5	5.5	3.5	3.5	3.5	Not available											
70.0 - 80.0		9.0	8.0	7.0	6.5	6.0	5.5	3.0	3.0	3.0	3.0	Not available												

- (Notes) 1. Minimum size is 1 m wide and 2 m long.
2. The maximum product thickness for Ship's class standard product is listed on the right table.

◆ Forging-Rolling Combined Process

Thickness (mm)	Width/Length (mm)
Max. 130	Subject to agreement

◆ Max. thickness for Ship's class standard product (mm)

NK	LR	NV
55	55	50

MAXIMUM AVAILABLE SIZES

Ferritic and Martensitic Stainless Steel Plates (SUS410, 410L, 410S, 430)

Product Length: m

Width (mm) Thickness (mm)	1000 - 1199	1200 - 1600	1601 - 1800	1801 - 2000	2001 - 2200	2201 - 2400	2401 - 2600	2601 - 2800	2801 - 3000	3001 - 3200	3201 - 3400	3401 - 3600	3601 - 3800	3801 - 4000						
6.0 - 6.9												Not available								
7.0 - 7.9																				
8.0 - 8.9																				
9.0 - 9.9	13.5																			
10.0 - 14.9												13.0	12.5							
15.0 - 19.9												12.5	11.5	11.0	10.5	10.0	9.5			
20.0 - 24.9												12.5	11.5	10.5	10.0	9.5	8.5	8.5	8.0	7.5
25.0 - 29.9	12.5	12.5	12.5	12.5	11.5	10.5	9.5	9.0	8.0	7.5	7.0	7.0	6.5	6.0						
30.0 - 34.9	12.5	12.5	12.0	10.5	9.5	9.0	8.0	7.5	7.0	6.5	6.0	6.0	5.5	5.0						
35.0 - 39.9	12.5	11.5	10.5	9.0	8.5	7.5	7.0	6.5	6.0	5.5	5.0	5.0	4.5	4.5						
40.0 - 50.0	12.5	9.0	8.0	7.0	6.5	6.0	5.5	5.0	4.0	4.0	4.0	4.0								
50.1 - 60.0	11.0	8.0	Not available																	
60.1 - 100.0	Subject to agreement		Not available																	

(Notes) 1. Minimum size is 1 m wide and 2 m long.



Dam



Chemical tanker

Clad Steel Plates

Stainless Clad Steel Plates : One Side Cladding (Austenitic, Ferritic and Martensitic Stainless Steel)

Product Length: m

Width (mm) Thickness (mm)	1000 – 1500	1500 – 1800	1801 – 2000	2001 – 2200	2201 – 2400	2401 – 2600	2601 – 2800	2801 – 3000	3001 – 3200	3201 – 3400	3401 – 3600	3601 – 3800	3801 – 4000	4001 – 4200	4201 – (5000)
6.0 – 8.0	13													Not available	
8.1 – 10.0	15														
10.1 – 16.0	17	17	17	17	17	17	17	17	17	17	17	17	16	15	Negotiable range
16.1 – 18.0	17	17	17	17	17	17	17	17	17	17	16	15	14	14	
18.1 – 20.0	17	17	17	17	17	17	17	17	16	15	14	14	14	14	
20.1 – 22.0	17	17	17	17	17	17	17	16	15	14	14	14	14	14	
22.1 – 24.0	17	17	17	17	17	16	15	14	14	14	14	14	14	14	
24.1 – 26.0	17	17	17	17	16	15	14	14	14	14	14	14	14	14	
26.1 – 28.0	17	17	17	17	15	14	14	14	14	14	14	14	14	14	
28.1 – 30.0	17	17	17	16	14	14	14	14	14	14	14	14	14	14	
30.1 – 32.0	16	16	16	15	14	14	14	14	14	14	14	14	14	14	
32.1 – 34.0	15		14	14	14	14	14	14	14	14	14	14	14	14	
34.1 – 36.0	14	14	14	14	14	14	14	14	14	14	14	14	14	14	
36.1 – 38.0	14	14	14	14	14	14	14	14	14	14	14	14	14	14	
38.1 – 40.0	14	14	14	14	14	14	14	14	14	14	14	14	14	14	
40.1 – 50.0	14	14	14	14	14	14	14	14	14	13	12		11		
50.1 – 60.0	14	14	14	14	14	14	13	12		11	10		9.5	9	
60.1 – 70.0	14	14	14	14	13	12	11		10	9.5	9	8.5	8	7.5	
70.1 – 80.0	14	14	13		12	11	10	9.5	9	8		7		6.5	
80.1 – 90.0	14	14	12	11	10	9.5	9	8		7		6.5	6		
90.1 – 100.0	12		11	10	9	8.5	8	7.5	7	6.5	6	5.5		5	
100.1 – 119.0	11	10.5	9.5	8.5	8	7	6.5	6		5.5	5		4.5	Not available	
119.1 – 150.0	Negotiable range														

- (Notes) 1. Thickness is a total of base metal and cladding metal.
 2. Minimum cladding metal thickness is 1.5 mm. For less than 2 mm in thickness, please consult with us.
 3. Thickness of cladding metal depends on total thickness of clad plate. Please consult with us for more detail.
 4. Minimum size is 1 m wide and 3 m long.
 5. Above size is restricted in case of some heat treated products and standards.
 6. For dimensions other than above, please consult with us.

Titanium Clad Steel Plates

Product Length: m

Width (mm) Thickness (mm)	1000 – 2000	2001 – 2500	2501 – 3000	3001 – 3200	3201 – 3400	3401 – 3600	3601 – 3800	3801 – 3900
5.0 – 5.9	Negotiable range		Not available					
6.0 – 8.0	10		Not available					
8.1 – 10.0	11		9		Not available			
10.1 – 12.0	11		9				8	
12.1 – 16.0	11		9				7	
16.1 – 20.0	11		9				6	
20.1 – 24.0	11		9				5	
24.1 – 28.0	11		9				5	
28.1 – 30.0	10		8				5	
30.1 – 32.0	10		8				5	
32.1 – 34.0	10		8				5	
34.1 – 36.0	10		8				5	
36.1 – 38.0	10		8				5	
38.1 – 40.0	10		8				5	


- (Notes) 1. Minimum size is 1 m wide and 3 m long.
 2. Maximum dimension of product varies according to its application. Please consult with us for each case.

MAXIMUM AVAILABLE SIZES

When placing an order for steel plates with JFE Steel, please specify the following items;

- | | |
|----------|--|
| 1 | Standard and Grade or Brand name |
| 2 | Dimensions |
| 3 | Quantity |
| 4 | Terms of Delivery |
| 5 | Specific requirements;
Chemical composition, Mechanical property,
Ultra-sonic inspection, Heat treatment, Marking,
Packaging, etc. |
| 6 | Further intended processing
(Forming and/or Welding);
Cold, and/or Hot working, Heat treatment,
Welding method, etc. |
| 7 | Witness inspection, if required;
Mill certificate, Third party's certificate, Necessity
of witness and its details |
| 8 | Delivery requirements;
First and final delivery date, Starting date of work,
Date of receiving inspection, Final planning date
of work, Destination, etc. |
| 9 | Other information that may be relevant to the
manufacture of the ordered product |

If you have any question upon placing an order, please contact JFE Steel's head office or other JFE Steel offices.



JFE Steel Corporation<http://www.jfe-steel.co.jp/en/>

TOKYO HEAD OFFICE	Hibiya Kokusai Building, 2-3 Uchisaiwaicho 2-chome, Chiyodaku, Tokyo 100-0011, Japan Phone : (81)3-3597-3111 Fax : (81)3-3597-4860
NEW YORK OFFICE	JFE Steel America, Inc. 600 Third Avenue, 12th Floor, New York, NY 10016, U.S.A. Phone : (1)212-310-9320 Fax : (1)212-308-9292
HOUSTON OFFICE	JFE Steel America, Inc., Houston Office 10777 Westheimer, Suite 230, Houston, TX 77042, U.S.A. Phone : (1)713-532-0052 Fax : (1)713-532-0062
BRISBANE OFFICE	JFE Steel Australia Resources Pty Ltd. Level 28, 12 Creek Street, Brisbane, QLD 4000, Australia Phone : (61)7-3229-3855 Fax : (61)7-3229-4377
RIO DE JANEIRO OFFICE	JFE Steel do Brasil LTDA / JFE Steel Corporation, Rio de Janeiro Office Praia de Botafogo, 228 Setor B, Salas 508 & 509, Botafogo, CEP 22250-040, Rio de Janeiro-RJ, Brazil Phone : (55)21-2553-1132 Fax : (55)21-2553-3430
LONDON OFFICE	JFE Steel Europe Limited 15th Floor, The Broadgate Tower, 20 Primrose Street, London EC2A 2EW, U.K. Phone : (44)20-7426-0166 Fax : (44)20-7247-0168
DUBAI OFFICE	JFE Steel Corporation, Dubai Office P.O.Box 261791 LOB19-1208, Jebel Ali Free Zone Dubai, U.A.E. Phone : (971)4-884-1833 Fax : (971)4-884-1472
NEW DELHI OFFICE	JFE Steel India Private Limited 1101, 11th Floor, Unitech's Signature Tower, Tower-A, South City-I, NH-8, Gurgaon, Haryana, 122002, India Phone : (91)124-426-4981 Fax : (91)124-426-4982
MUMBAI OFFICE	JFE Steel India Private Limited Mumbai Office 308, A Wing, 215 Atrium, Andheri - Kurla Road, Andheri (East), Mumbai - 400093, Maharashtra, India Phone : (91)22-3076-2760 Fax : (91)22-3076-2764
SINGAPORE OFFICE	JFE Steel Asia Pte. Ltd. 16 Raffles Quay, No. 15-03, Hong Leong Building, 048581, Singapore Phone : (65)6220-1174 Fax : (65)6224-8357
BANGKOK OFFICE	JFE Steel (Thailand) Ltd. 22nd Floor, Abdulrahim Place 990, Rama IV Road, Bangkok 10500, Thailand Phone : (66)2-636-1886 Fax : (66)2-636-1891
VIETNAM OFFICE	JFE Steel Vietnam Co., Ltd. Unit 1401, 14th Floor, Kumho Asiana Plaza, 39 Le Duan Street, Dist 1, HCMC, Vietnam Phone : (84)8-3825-8576 Fax : (84)8-3825-8562
JAKARTA OFFICE	JFE Steel Corporation, Jakarta Office 6th Floor Summitas II, JL Jendral Sudirman Kav. 61-62, Jakarta 12190, Indonesia Phone : (62)21-522-6405 Fax : (62)21-522-6408
MANILA OFFICE	JFE Steel Corporation, Manila Office 23rd Floor 6788 Ayala Avenue, Oledan Square, Makati City, Metro Manila, Philippines Phone : (63)2-886-7432 Fax : (63)2-886-7315
SEOUL OFFICE	JFE Steel Korea Corporation 6th Floor, 410, Teheran-ro, Gangnam-gu, Seoul, 135-570, Korea (Geumgang-Tower, Daechi-dong) Phone : (82)2-3468-4130 Fax : (82)2-3468-4137
BEIJING OFFICE	JFE Steel Corporation Beijing 1009 Beijing Fortune Building No.5, Dongsanhuan North Road, Chaoyang District, Beijing, 100004, P.R.China Phone : (86)10-6590-9051 Fax : (86)10-6590-9056
SHANGHAI OFFICE	JFE Consulting (Shanghai) Co., Ltd. Room 801, Building A, Far East International Plaza, 319 Xianxia Road, Shanghai 200051, P.R.China Phone : (86)21-6235-1345 Fax : (86)21-6235-1346
GUANGZHOU OFFICE	JFE Consulting (Guangzhou) Co., Ltd./ JFE Steel Corporation, Guangzhou Office Room 3901, Citic Plaza, 233 Tian He North Road, Guangzhou 510613, P.R.China Phone : (86)20-3891-2467 Fax : (86)20-3891-2469

Notice

While every effort has been made to ensure the accuracy of the information contained within this publication, the use of the information is at the reader's risk and no warranty is implied or expressed by JFE Steel Corporation with respect to the use of information contained herein. The information in this publication is subject to change or modification without notice. Please contact the JFE Steel office for the latest information.