


"LOOKING FOR THE RED"



Fun-Tronics, INC.

P.O. BOX 582
Teutopolis, IL 62467
TEL: (217) 857-1759



Authorized
Distributors
of
*Coca-Cola*TM
Brand Decals

Satisfaction Guaranteed

WELCOME

This **2008/2009** catalog is the most comprehensive compilation of reproduction parts for vintage **Coca-Cola** machines ever. It represents more than 30 years of personal involvement in the hands on restoration of vintage **Coca-Cola** machines by the staff. During that time, we have grown from selling a handful of decals and parts out of a briefcase to the over 100 pages of products represented here. More than just a catalog, it has become “The Source” for information and help in ensuring the best possible restoration of the widest range of collectible machines. We cover everything from the 1929 Glascock (the first authorized cooler for **Coca-Cola**) thru 1968 (the last year The Company used “Drink **Coca-Cola**” before “Enjoy **Coca-Cola**”). We continue to be, as we have been since 1991, the only authorized distributor for **Coca-Cola** brand decals covering this period. In addition, we have co-authored or authored the most comprehensive books identifying and providing values for these machines beginning with the book Vintage **Coca-Cola** Machines in 1989. If you don't see something you need in this catalog, please ask for help as we add an average of one new item per week to our huge inventory.

HOW TO USE THIS CATALOG

The catalog is divided into 4 main parts—1) Manuals 2) Parts 3) Decals 4) Illustrations of popular models. A good starting point is to go to the illustrations and hopefully find your machine. Our part #'s listed there will help you to quickly identify some of the many items available. Refer to the forward parts of the catalog for detailed descriptions of each part #. If you don't see a specific part illustrated, refer to the index at the back of the catalog for a possible listing. If the machine still has its original ID plate attached, use the model # to find the corresponding service and parts manual in the front of the catalog. All of our manuals are reproductions of the originals and are, in most cases, of equal or superior quality. While most machines had the logos silkscreened in paint from the factory, water transfer decals were made available to the bottlers to refurb machines. We continue to produce water transfer decals using the latest technology. In most cases, a decal's specific application to a machine is noted and they should be ordered as such. As it is our intention that they be used solely in the restoration of machines, we do not sell decals in sheets. The enclosed affidavit form must be filled out and signed before **Coca-Cola** trademarked decals can be purchased (see further restrictions below).

HOW TO ORDER

We pride ourselves on being the best in the business at offering unmatched customer service at the lowest possible price. Our huge inventory of in stock parts allows us to ship most orders within 24 hours of receipt. Our prices do not include shipping. Taking into account size, weight, and value we will select one of the following methods of shipment:

- FedEx Ground:** Heavy, bulky, and high value packages will ordinarily be shipped by FedEx Ground at a minimum fee of \$9.50. Especially heavy or bulky items will incur additional charges and express shipments may be subject to FedEx dimensional weight charges.
- Priority Mail:** Where it's advantageous to the customer, smaller orders may be shipped by USPS Priority Mail to save money and/or speed up delivery. Rates vary according to weight and value with a minimum fee of \$4.50.
- COD:** We no longer ship COD.
- Foreign Orders:** All orders outside the U.S. must be paid by VISA or MasterCard (this includes Canada). Please note that trademarked items (those with part #'s followed by “CC”) cannot be sold outside the U.S (Canada OK).
- Returns:** Written or oral authorization must be given on any item you wish to return—please include copy of invoice. Returns must be made within 15 days and no allowance will be made after an item has been installed or altered in any way. There are no returns allowed on service manuals. Please package items for return as carefully as they were packaged for you. By their very nature, decals are fragile and worthless after being bent—no credit will be given if received by us in that condition. We reserve the right to charge a 15% restocking fee on all returned items where it is not our fault. Our liability does not extend beyond refund or replacement.
- Payment:** Payment is required in advance in U.S. \$\$\$. We accept VISA and MasterCard. Please make all checks payable to: Fun-Tronics, Inc. Maryland residents add 5% MD sales tax. Prices are subject to change without notice.



Hours are 9-5pm (EST) Monday–Friday
Note: Fridays are by chance



Vendo

Round Corner Models:

v1. Vendo V-23 Service and Parts Manual, 32 pages	12.00
v2. Vendo V-39 Service and Parts Manual, 28 pages	11.00
v3. Vendo V-44 Service and Parts Manual, 20 pages	11.00
v4. Vendo V-56, V-81, V-110 (Small and Large Coin Door Styles) Combined Service Manual, 80 pages	16.50
v5. Vendo V-59 Service and Parts Manual, 17 pages	7.75
v6. Vendo V-80 Service and Parts Manual, 36 pages	12.00
v7. Vendo V-81 (Small Coin Door Style) Service and Parts Manual, 27 pages	11.00
v8. Vendo V-83 Electrical & Mechanical Service and Parts Manual, 25 pages	11.00
v9. Vendo V-110 (Small Coin Door Style) Service and Parts Manual, 31 pages	12.00
v10. Vendo Coolers 123 (Junior), 139 (Standard), Vendo 159 Service and Parts Manual, 20 pages	11.00
v11. Vendo Vertical 6-Case Service and Parts Manual, 11 pages.....	7.75
v12. Vendo V-144 Service and Parts Manual, 37 pages	12.00
v13. Vendo V-144MD (three selection) Service and Parts Manual, 39 pages	12.00
v14. Vendo V-216 Service and Parts Manual, 42 pages	13.25
v15. Vendo V-216MD (three selection) Service and Parts Manual, 46 pages	13.25
v16. Vendo V-800P-3 Service and Parts Manual, 40 pages	12.00
v17. Vendo Coin Changer (without "Empty" window) Service and Parts Manual, 13 pages	10.00
v18. Vendo Coin Changer (with "Empty" window) Service and Parts Manual, 19 pages	10.00

Square Corner Models:

v19. Vendo V56A and V56B slant-shelf Parts Manual (approx. 1963), 9 pages	6.50
v20. Vendo V56 "Decorator Model" Service and Parts Manual. Covers bottle & can versions, dated 1966, 20 pages	10.00
v21. Vendo V-63, V-90, V-126 Combined Service and Parts Manual, 39 pages	12.00
v22. Vendo V-92-3, V-144-3, V-216-3, V-216-4 Combined Service Manual, 55 pages	14.25
v23. Vendo V-92-3, V-144-3, V-216-3, V-216-4, V-304-4 Multi Drink Coolers Combined Service Manual, 101 pages	16.50
v24. Vendo V-238A Service and Parts Manual, 23 pages	11.00
v25. Vendo V-304-D Operation Manual, 20 pages	11.00
v26. Vendo V-304-D Parts Manual, 20 pages	11.00
v27. Vendo VP-1000-3 Premix Service Manual, 61 pages	14.25
v28. Vendo VP-1000-3C Premix Service and Parts Manual, 55 pages	14.25
v29. Vendo VP-1000-3, VP-1000A3 Premix Service Manual, 16 pages	7.75
v30. Vendo V-77, V-110, V-154 Service and Parts Manual, 39 pages.....	12.00

VENDORLATOR

Round Corner Models:

vr1. Vendorlator VMC 27 (countertop model) Service and Parts Manual, 20 pages	11.00
vr2. Vendorlator VMC Dual 27A (floor model) Service and Parts Manual, 28 pages	11.00
vr3. Vendorlator VMC 33 Service and Parts Manual, 25 pages	11.00
vr4. Vendorlator VMC 44 and 88 Combined Service and Parts Manual, 23 pages	11.00
vr5. Vendorlator VMC 72 Service and Parts Manual, 13 pages	9.00
vr6. Vendorlator VMC 88 Service and Parts Manual, 15 pages	9.00
vr7. Vendorlator VMC 139 Service and Parts Manual, 34 pages	12.00
vr8. Vendorlator VMC 144 Service and Parts Manual—missing pages, shows machine cabinet, 6 pages	4.00
vr9. Vendorlator VMC 144SA (Selective Automatic) Service and Parts Manual, 33 pages	12.00
vr10. Vendorlator VMC 149 Service and Parts Manual, includes coin mech. service, 55 pages	14.00
vr11. Vendorlator VMC 242 Service and Parts Manual including 10 page parts price list, 62 pages	14.00
vr12. Vendorlator VMC 340 Service and Parts Manual, includes coin mech. service, 55 pages	14.00

Square Corner Models:

vr13. Vendorlator Parts Manual for 1961 & 1962 machines. Has parts diagrams and interchangeability tables for models VF56-Z-G, VF56-PZ-G, VF56-Z-H, VF56-PZ-H, VF90-Z-A, VF90-PZ-A, VF90-Z-B, VF90-PZ-B, VF126-Z-A, VF126-PZ-A, VF126-Z-B, VF126-PZ-B, VF144-3Z-D, VF144-3Z-E, VF228-4AZ-H, VF228-4AZ-J, 80 pages	16.50
vr14. Vendorlator Service and Parts Manual for 1960 models 56B-F, 56PB-F, 56B-G, 56PB-G, 81B-S, 81PB-S, 81B-T, 81PB-T, 117B-E, 117PB-E, 117B-F, 117PB-F (all Pepsi versions), 68 pages	14.25
vr15. Vendorlator Service and Parts Manual for 1961 and 1962 Dr. Pepper machines. Includes VF-56-D-G, VF56-PD-G, VF56-D-H, VF56-PD-H, VF90-D-A, VF90-PD-A, VF90-D-B, VF90-PD-B, VF126-D-A, VF126-PD-A, VF126-D-B, VF126-PD-B, VF144-3D-D, VF144-3D-E, VF228-4AD-H, VF228-4AD-J, 168 pages.....	21.00

Cavalier

Round Corner Models:

- c1. The complete replacement parts catalog for most pre-WWII coolers including Cavalier, Westinghouse, Vendo, and Mills. This book has it all—color pictures of each model with specifications, accessories that were available, refinishing instructions for coolers (see #2 below), parts listings with illustrations, and HOW TO DATE YOUR COOLER from the date code stamped on the inside tank liner. 122 pages with color35.25
- c2. Cavalier 1936-1941 Replacement Parts catalog—The Reconditioning of Coolers for Coca-Cola, 9 pages6.50
- c3. Cavalier Post-War Coolers Replacement Parts catalog—includes the Master Wet Electric Model FE-6 & CM-6W, Giant Wet Elec. Model FE-10 & CM-IOW, Junior Wet Elec. Model FE-3, Junior Ice Model CI-3, Master Ice Model CI-6, Giant Ice Model CI-10, Std. Elec. Coin Model FE-4V, Office Dry Model FD-2, Master Elec. Dry Model CMD-D, CMD-C, FE-10, CM-10D, Giant Elec. Dry Model CGD-C, FD-20, CM-20D, includes 19 page parts price list, 39 pages14.25
- c4. Cavalier FE-3, FE-6, FE-6V, FE-10, CM-6W, CM-10W, FD-2, FD-10, FD-20, CM-10D, FD-20D, C-27, CM-51V (C-51), Combined Service and Parts Manual, 41 pages14.25
- c5. Cavalier Model C-33 Cooler Service and Parts Manual, 20 pages10.00
- c6. Cavalier C-51 Service and Parts Manual, 16 pages.....7.75
- c7. Cavalier CS-72A and CS-96-A Combined Selective Vendors Service and Parts Manual, 38 pages13.25
- c8. Cavalier CS-124 Selective Vendor Service Manual, 22 pages11.00

Square Corner Models:

- c9. Cavalier C4-96F, C5-144F, C5-174F, C5-222F Automatic Coolers
Combined Service and Parts Manual, 73 pages15.50
- c10. Cavalier CSS-64F, CSS-64FS, CSS-80F, CSS-96F, CSS-120F, CSS-137F, CSS-142F, CSS-173F
Slant-Shelf Combined Service and Parts Manual, 54 pages14.25
- c11. Cavalier C3-160F, C4-160F, C4-244FA, C4-244FB Automatic Coolers
Combined Service and Parts Manual, 62 pages14.25
- c12. Cavalier CSS-64G, CSS-64GC, CSS-80G, CSS-96G, CSS-120G, CSS-141G, CSS-177G, C4-96G, C6-144G, C6-174G, C6-222G, C4-160G, C4-244G, C6-320G Combined Service and Parts Manual, 172 pages21.00
- c13. Cavalier CS-64C, CS-80C, CS-96C, C-148C, CS-148C, C-244C, CS-244C
Combined Service and Parts Manual, 107 pages16.50
- c14. Cavalier CS-64D, CS-80D, CS-96D, C-55D, C-148D, CS-148D, C-244D, CS-244D-3, CS-244D-4
Combined Service and Parts Manual, 161 pages21.00
- c15. Cavalier C-55E, CS-64E, CS-80E, CS-96E, CS-142E, CS-148E-3, CS-244E-4A, CS-244E-4B
Combined Service and Parts Manual, 110 pages16.50
Note: Cavalier C55E-2 (2 selection version) Service and Parts Manual, 26 pages.....11.00
- c16. Cavalier C5-225-125, C5-345-190 (C5-335-190), C7-343-196, C7-483-266 (C7-469-266), C8-552-304 (C8-536-304) Combined Service & Parts Manual for "T" Model convertible can/bottle venders, 58 pages14.25
- c17. Cavalier C55C-8-64, CSS-8-64, CSS-8-48, CSS-12-96, CSS-12-72, USSC-8-64, USS-8-64, USS-8-48, USS-12-96, USS-12-72 Combined Service & Parts Manual for "P" Model bottle and can venders, 97 pages16.50

Westinghouse

Round Corner Models:

w1. The complete replacement parts catalog for most pre-WWII coolers including Westinghouse, Cavalier, Vendo, and Mills. This book has it all—color pictures of each model with specifications, accessories that were available, refinishing instructions for coolers, parts listings with illustrations, and HOW TO DATE YOUR COOLER from the date code stamped on the inside tank liner. 122 pages with color	35.25
w2. Westinghouse Service Manual for Coolers R-I and WC96SK and refrigeration units R-I, U-42, U-96, U-160, V-42, V-96, W-160, dated 2/58 and 3/59, 66 pages	15.50
w3. Westinghouse BV-56 Service Manual, 44 pages	13.45
w4. Westinghouse BV-240 Service and Parts Manual, 49 pages	14.25
w5. Westinghouse WE-3, WE-6, WE-6V, WE-10, WE-10V, WD-10, WI-3, WI-6, WI-6S, WI-10, WI-10S Electric Cooler Parts list, dated 1/48, 10 pages	3.75
w6. Westinghouse WD-5, WD-10, WD-12, WD-20 Dry Coolers parts list dated 3/50, 8 pages.....	3.75
w7. Westinghouse Open-top Wet Coolers WE-3, WE-6, WE-10 and Open-top Dry Coolers WD-5, WD-10, WD-12, WD-20, WD-22, Service and Maintenance Manual, 29 pages.....	11.00
w8. Westinghouse DU-144 Style Y-4021 Vertical Dry Bottle Cooler Parts list, dated 3/52, 8 pages	4.00
w9. Westinghouse WD-5, WD-10, WD-12, WD-20, WD-22, WH-5T, WH-12T, WH-22T, Horizontal Dry Bottle Coolers Parts list, dated 1/55, 16 pages	4.50
w10. Westinghouse WC-42T Styles Y-4107 and Y-4108, WC-96T Styles Y-4109 and Y-4110 Parts list, dated 6/57, 11 pages	3.75
w11. Westinghouse WH-12T Styles Y-7423 and Y-7424, WH-22T Styles Y-7427 and Y-7428 Horizontal Dry Bottle Coolers Parts list, dated 8/57, 5 pages	3.25
w12. Westinghouse U-5, U-12, U-12D, U-22, U-22D, U-42, U-96, U-160, U-240, V-12, V-22, V-42, V-96, V-240, W-160 Refrigeration Unit Parts list, dated 4/58, 11 pages	3.75

Square Corner Models:

w13. Westinghouse WC-44SK and WC-96SK Service and Parts Manual, dated 6/58, 54 pages	14.25
w14. Westinghouse WC-96SK and WC-44SK Coolers Parts list and Refrigeration Service Manual dated 12/59, 28 pages	9.00
w15. Westinghouse WC-78-1 and WC-102-1 Parts list (includes test and repair procedures for National series 1200 coin changers), dated 10/60, 69 pages	15.50
w16. Westinghouse WC-78MD, WC-102MD and WB-60-K6-D Service Manual, 80 pages	15.50
w17. Westinghouse WC-160MD Service Manual, dated 12/59, 34 pages	12.00
w18. Westinghouse WB174 and WB222 Service and Parts Manual, 139 pages	17.50
w19. Westinghouse WB174-C1 (WC-174-1), WB222-C1 (WC-222-1), WB174-B3 (WC-174-3), WB222-B3 (WC-222-3), WB174-B4 (WC-174-4), WB222-B4 (WC-222-4) Combined Service & Parts Manual (dated October 1963), 102 pages.....	16.50

MILLS

m1. Mills 120-B-2 Service and Parts Manual, 107 pages	16.50
m2. Mills Model 65 and 120-B2 Combined Service and Parts Manual, missing 3 pages, 64 pages	14.25
m3. Mills 45 Service and Parts Manual, 44 pages	12.00
m4. Mills 47, 98, 47A, 47B, 47N, 98A and 45 Combined Service and Parts Manual, 163 pages	21.00



n1. Narco Super Mark IIIA Ice-O-Vend 130A, Super Mark IIA Ice-O-Vend 130A, Super Mark IIIA, Super Mark IIA, 140 pages	21.00
--	-------

F. L. JACOBS

J1. F.L. Jacobs Model J-26, J-35, J-144 Combined Service and Parts Manual, 85 pages	16.50
---	-------



g1. Glasco Model GBV-60 Service and Parts Manual, 7 pages	5.50
---	------



I1. Ideal "Slider" models 35, 55, 70, 85, 300 & 501 Service and Parts Manual, dated 2/54, 108 pages16.50



Vc1. Victor Model C.18, C.31, C.45 Service and Parts Manual, 25 pages11.00

SELECTIVEND



Square Corner Models:

s1. Selectivend 1961, 1962, 1963, and 1964 Slant-Shelf Models Service and Parts Manual.

Includes Models 64SA, 96SA, and 132SA, 83 pages15.50

s2. Selectivend Models 64, 96, and 132 Service and Parts Manual, dated 1968, 39 pages.....12.00

Fountain Dispensers

f1. Dole Super and Improved Super (“outboard motor” shaped) Service and Parts Manual, 9 pages (includes color)	10.00
f2. Dole Citation Service and Parts Manual, 31 pages.....	12.00
f3. Dole Pacer Service and Parts Manual (includes color pages), 49 pages	16.50
f4. Dole Director Service Manual, 3 flavor plastic 60’s unit, 15 pages	8.25
f5. Multiplex Model 44 Service and Parts Manual; includes picture of dispenser but no parts diagrams; includes picture and parts listing for Multiplex Carbonator; 12 pages.....	7.75
f6. Multiplex Meteor II (two flavor) Service and Parts Manual, 31 pages	12.00
f7. Multiplex Red Barrel Service and Parts Manual (includes color pages), 21 pages	16.50
f8. Multiplex Socialight (light-up plastic unit for Pepsi) Service and Parts Manual, dated 1965, 16 pages	9.00
f9. Selmix Regent Service and Parts Manual, dated 1963, 25 pages with color	16.50
f10. Selmix Red Barrel (2 flavor) Installation and Parts Manual including Service and Parts for the Selmix Niagra carbonator, dated 1963, 15 pages	7.75
f11. Selmix “Outboard Motor” shaped fountain dispenser color sales brochure. Shows cutaway view of the dispenser with all its major components listed. Includes specifications chart. 2 pages	9.00
f12. Vendo Galaxie Service and Parts Manual, dated 1960, 20 pages	10.00

National Rejectors

nr1. National Rejectors Service Manual covering the basic operation of slug rejectors, mechanical actuators and coin changers, 33 pages.....	11.00
nr2. National Rejectors Model 6500 Mechanical Coin Changer Service and Parts Manual as found on many Vendo V-44, V-56, V-81 and V-110 models, 19 pages	4.00
nr3. Test and Repair Procedures for National 1200 Series and 3400 Series Coin Changers used on Westinghouse Coolers, 43 pages. See Westinghouse Manual #15	15.50
nr4. National Rejectors Series 1-15 & 1-19 (formerly 8000 & 8100) Coin Rejector Service and Parts Manual. One of the first models marked with “NRI” initials in a box-like frame instead of the familiar world globe logo, 11 pages	6.50

COINCO

co1. Coinco Series 70 Acceptors Service Manual, 12 pages	7.75
co2. Coinco Series 90 Changer Service Manual, 20 pages	8.75
co3. Coinco Series 90 Changer 15¢ and 20¢ Sale as 9400 Series Service Manual, 16 pages	7.75
co4. Coinco Model FP9800 5¢-10¢-15¢-20¢-25¢ Changer Operation and Service Manual, 14 pages	7.75
co5. Coinco Model S75-9800A and S75-9800B Coin Changers Operation and Service Manual. The Model 9800A uses 4 black & white slide switches to set pricing; the Model 9800B uses 5 DIP switches to set pricing. 23 pages	10.00

Vendo

v31. Vendo Vari-Vend Electric Coin Changer, 39 pages	12.00
--	-------

Universal Cooler

u1. Universal Cooler Stream-Lined Pepsi-Cola Vender Service & Parts Manual. This is the coin-op version of the Heintz "Gullwing" cooler, 21 pages (dated 1940-41).....	11.00
---	-------



k1. Kelvinator Water Cooled Cooler Service and Parts Manual. This manual is published in both English and French because these coolers are usually found in Canada. 11 pages7.75

Miscellaneous Manuals

mm1. Refinishing Instructions Manual for Coke coolers and machines (Mid 50's)
covering paint codes for DuPont, Glidden, Pittsburgh Plate Glass and Sherwin-Williams, 19 pages10.00

mm2. Service Instructions for Wagner Repulsion-Start-Induction Brush-Lifting Motors,
dated 1942, 6 pages2.25

mm3. Instructions for Installing and Operating Wagner Poly-phase Motors, dated 1942, 4 pages2.25

mm4. Service Instructions for Wagner Capacitor-Start Induction-Run Motors and Split Phase Motors,
dated 1940, 3 pages2.25

mm5. Frigidaire Refrigerating Units Service and Parts Manual, 98 pages15.50

mm6. Tecumseh and Blissfield Refrigerating Units Service and Parts Manual, 22 pages10.00

mm7. Westinghouse Refrigerating Units Service and Parts Manual, 72 pages14.25

mm8. "Profitable Soda Fountain Operation"—All about the care and operation of fountain dispensers
from the 40's, 44 pages (includes color)16.50

mm9. Pre-Mix Ice Maker Models CC-350, CC-350W Installation and Service Manual, 27 pages10.00

mm10. Scotsman Automatic Ice Makers, Installation and Users Manual, Flakers, Cubers, and Dispensers, 28 pages ...10.00

mm11. Vendo Dairy-Vend Milk Vender Service & Parts Manual, 40 pages11.00

mm12. Roulette parts list for the Model 40 unit. Covers in detail the operation of the coin head and bottle
dispensing mechanism for the scarce Dr. Pepper Model DEV-2 (Guiberson) cooler.
Does not show any cabinet details, 14 pages8.75

Parts

1. Locks

1a.	Replacement lock with 1-1/4" dia. cam. Fits most Vendo models and some Cavalier models, e.g., C-51, CS-72 & CS-96 (with one piece sliding lock bar) and others	13.25
1b.	Replacement lock with hook cam for Vendo V-23. Like original—2-bitted.	15.50
1c.	Replacement single-bitted lock for Vendorlator 27, 27a, or 33 with split gray doors Note: Model 33's with a one piece coin door come with either a 5/8" long lock (our part #1a) or 7/8" long lock—specify which one, both are 12.00 each	13.25
1d.	Replacement cabinet and coin mechanism cover locks for Jacobs 26 & 35, these may or may not be keyed alike	(pair) 26.50
1e.	Replacement side loading door lock insert for Glasco and Ideal "Sliders" (see part #lee for lock housing)	16.50
1ee.	Reproduction stainless steel lock housing for slider side loading door (see part #24q for option of replacing this entire assy.). This is the front housing only—it does not include the back piece or the allen cap screw (screw is available for \$7.50)	42.00
1f.	Replacement cash box lock for Glasco "sliders." This is an exact replacement for original screw-in style lock. Also fits National Rejectors "Penny Box."	15.50
1g.	Replacement main door lock for Jacobs 56 (lite-up Pepsi) and some other model Vendorlators and Westinghouses that used a round plug type lock that when removed exposes a hex socket head screw	15.50
1h.	Replacement lock for coin door of Cavalier CS-72 & 96 with linkage type locking bar (and most other Cavaliers with similar bars)	13.25
1i.	Replacement cash box lock for Ideal "sliders." Fits our part #6c (coin mech is the style using our decal #253) but uses a straight cam instead of the often original figure "8" shaped cam with two "bent nails"	13.25
1j.	Replacement top lid lock for Cavalier FD-2 Office Cooler with correct hook cam	15.50
1k.	Replacement FlexAce lock (uses barrel shaped key) for some 60's model Vendors where head of lock is recessed in a cast housing & back of lock uses round cam	no longer available
1l.	Replacement lock for coin door of Jacobs J-56 (lite-up Pepsi). Cam on the back of the lock has the holes for the rod but the rod is not included	15.50
1m.	Repair plate for standard size "double D" lock hole. Overall size of 3/32" thick steel plate is 2 3/16" wide x 1 1/4" high with hole for lock in the middle. Plate allows you to repair butchered holes by tack welding to back of coin door	3.30
1n.	Replacement single bitted lock with cam for main door latch of Vendo and Vendorlator V-83, V-110, and Vertical 6-case. Note: the flat "tuning fork" clip to hold lock into housing on the rear is available for ...#1nb... cams #1na	15.50 5.25
1o.	Replacement double bitted lock with straight cam for pre-WWII Vendo Junior and Standard spin-tops. Lock measures 1 1/4" long	no longer available
1p.	Replacement T-handle lock (w/2 ACE keys) for some 60's, 70's, and 80's Cavaliers, Vendors, LaCrosse and others. Length of lock from face to spring loaded plunger is approx. 1". These are new old stock, while supplies last	20.00

Parts (cont'd)

1pp.....	Replacement chrome plated T-handle assembly. These are new old stock from Cavalier but the handle and housing will fit other models (e.g., Vendo, LaCrosse, etc.). There are two 1/2-13 threaded ends available—3 1/2" or 4" long. Assembly does not include lock (see part #1p). While supplies last ...Handle only # 1pp1	22.00
1q.	Replacement lock for the Westinghouse Model R-1 Coolerette (see page 35 <i>Vol II Vintage Coca-Cola Machines</i> book)	41.75
2. Keys		
2a.	Replacement keys for the following series: PR200, PR500, PR1300, WEX, CB, H, C, VE, VN, KT (KT700 series no longer available), and others. Write with wants (specify # stamped into face of lock)	8.25
2b.	Replacement keys for the "VMC" series locks. These are special side-cut keys. At this time, VMC 51 is the only one available	no longer available
2c.	Replacement Cavalier "CAV" series ACE keys for lock #1p.....	8.75
3. Leg Levelers and Casters		
3a.	Replacement leg levelers for most coolers, 3/8-16 threaded shank, 2" long with 1-3/4" dia. swivel base, set of 4	6.75
3aa.	Replacement steel leg leveler insert for 3/8-16 thread. Exactly like those found on most Vendos and other models. Has 1" dia. flange for welding to bottom of cabinet	2.75
3b.	Replacement leg leveler for many 1960's model Cavalier machines (e.g., C-55D) and Vendo using 1/2-13 threaded shank, 2" long with non-swivel hex base, set of 4	8.75
3c.	Replacement hard rubber 2" dia. swivel caster with 3/8-16 threaded shank. These will replace any leg leveler with similar thread. Each caster will support 100 lbs	each 7.25
3d.	Reproduction Vendo & VMC 44 rear caster assembly with 4" dia. hard rubber wheels. Mounts exactly like original. See part #24s for handle. Comes unpainted steel	55.00
3e.	Reproduction Vendo V-39 rear caster assembly. Mounts exactly like original. See part #24t for handle. Comes unpainted steel	not available
3f.	Reproduction curved foot for pre-WWII Westinghouse and Cavalier Junior, Standard, Master, and Giant chest coolers. Exactly like original in steel—must be welded to cooler	not available
4. Rubber cups		
4a.	Black rubber leg leveler cup for above leg levelers to keep from marring and scratching floor, set of 4	no longer available
4b.	Black rubber crutch tips for legs of Vendorlator VMC 27 tube stand, set of 4	6.75
5. Covers		
5a.	Heavy-duty clear plastic covers for protecting coolers during restoration or storage, 2 mil thick, 41"W x 37"D x 90" H	temporarily out of stock
6. Coin Boxes		
6a.	Reproduction coin boxes for most Vendo, Vendorlator, and Cavalier models (we also cover 60's models). Like original except stainless steel. Specify model (note: we have both styles for the Cavalier CS-72 & 96, i.e., linkage style lock bar or straight, one-piece lock bar)	26.50
6b.	Reproduction large coin door style cash box for Vendo and Vendorlator V-56, V-81 and V-110. Very close to original in black plastic	31.00

Parts (cont'd)

6c.	Reproduction coin box drawer for Ideal Slider coin mechanism housing. Like original-unpainted steel	28.75
7. Cap Catchers		
7a.	Reproduction cap catchers for most Vendo, Vendorlator and Cavalier models (see #7n for those 60's models in plastic). Like original except stainless steel. Specify model.....	26.50
7b.	Reproduction cap catchers for pre-WWII Junior, Standard and Master open style coolers. Mount over two carriage head type bolts on cooler (see illustration, page 112) Close to original-unpainted steel	26.50
7c.	Reproduction cap catcher for pre-WWII Westinghouse and Cavalier closed front style coolers. These are smooth red gel-coated fibreglas on the outside bonded to a steel back. Mounts over 4 carriage head type bolts on cooler (see illustration, page 112).....	77.00
7d.	Reproduction outside cap catcher box for Jacobs J-26, J-35, J-160, comes unpainted steel	
7e.	Reproduction cap catcher for Ideal Model 55 (and larger models) slider cooler. These are black gel-coated fibreglas bonded to a steel back and do not necessarily require painting. Comes with 4 rubber bumpers for back of assembly.....	77.00
7f.	Reproduction "drawer" style cap catcher (doubles as condensate pan) for most post-WWII Westinghouse and Cavalier coolers. Specify size (width x height of recessed area around square opening): 6 1/2" x 6" or 6 1/2" x 7" or 6 7/8" x 6 7/8". Like original - unpainted watertight steel	63.75
7ff.	The rectangular 13 5/8" x 5" drawer that had the word "ICE" embossed into the face comes with matching vinyl letters in place of the embossing and a stainless steel pan on the backside- otherwise identical to the original-unpainted steel. The pan only is available for \$36 and will require drilling four new holes in the corners to mount	93.50
7g.	Reproduction cap catcher (doubles as condensate pan) for Vendo V-23. Like original except stainless steel	33.00
7h.	Reproduction cap catcher (doubles as condensate pan) for Vendo V-83 & Vertical 6-Case (the style with recessed mounted bottle opener). Originals were galvanized steel-these are watertight gray plastic	33.00
7i.	Reproduction external mount cap catcher (mounts over 4 carriage head type bolts on cooler) for post-WWII Westinghouse chest coolers. Constructed of red gel-coated fibreglas bonded to a steel back. Does not include the bottle opener bezel (bottle opener with bracket to mount to cooler available at additional \$15)	93.50
7j.	Reproduction external mount cap catcher (mounts over 4 carriage head type bolts on cooler) for post-WWII Cavalier chest coolers. Constructed of red gel-coated fibreglas bonded to a steel back. Includes the bottle opener and polished stainless steel trim bezel (part #70j).....	110.00
7k.	Reproduction cap catcher for Glasco Model GBV-50 slider cooler. These are red gel-coated fibreglas and do not necessarily require painting	77.00
7l.	Reproduction cap catcher for Cavalier Model FD-2 Office Cooler. These are gray gel-coated fibreglas bonded to a steel back	soon

Parts (cont'd)

7m.	Reproduction external mount cap catcher for Vendo Vertical 6-case. These are red gel-coated fiberglass bonded to a steel back. Mounts over 3 carriage head type bolts on front of machine. Includes bottle opener trim bezel (part #70d)	93.00
7n.	Reproduction black plastic cap catchers for many 60's models Vendo, Vendorlator, and Cavalier. Specify	26.50
7o.	Reproduction cap catcher in unpainted steel for early Glascock cooler: Junior model (mounts over single screw)	26.50
	Standard model (mounts over single screw) with embossed design on front— exactly like original	temporarily out of stock
8. Drip Pans		
Note: See part #7f for drawer style drip pans found on post-WWII coolers.		
8a.	Reproduction condensate pans for Vendo V-44, V-56, and Vendorlator VMC Dual 27, 33, 44, 72, and others. Like original except stainless steel	28.75
8b.	Reproduction condensate pan for Victor chest coolers that used pan inside compressor compartment with condenser coils in bottom to evaporate water (stainless steel). Measures 12" x 11-1/2"	no longer available
8c.	Reproduction condensate pan for Cavalier FD-2 Office Cooler. Constructed in two pieces of galvanized steel it comes with black plastic knob	39.75
8d.	New, general purpose heated condensate pan. Eliminates the need to empty. Thermostatically controlled, this cast aluminum pan measures 3-5/8" x 12-1/16" x 2-1/2" and has holes for optional side mounting	86.00
8e.	Reproduction condensate pan for Vendo V-81, and others, that hangs on inside of cabinet from braces inserted into louvers. Originals were steel, these are gray plastic. See part #93 for fiberglass soakers and holder to go inside of pan	22.00
8f.	Reproduction black plastic condensate pan for Westinghouse WC-42T & WC-96T. Exactly like original	26.50
8g.	Reproduction black plastic condensate pan for Westinghouse WC-44SK, 96SK, 160MD, 78MD, and 102MD. Exactly like original	26.50
8h.	Reproduction drip pan for many 60's models Vendo, Vendorlator, and Cavalier. All are reproduced in plastic. Specify model	24.00
9. Relays		
9a.	Replacement start relay for all compressors from 1/12 thru 1/2 HP, 115V. A solid-state starting relay and capacitor, replaces current type relays and provides a boost for hard to start and unbalanced systems. Uses simple push on connectors, with instructions (see part #9b for same thing with overload relay)	no longer available
9b.	Replacement start relay, capacitor and overload relay for all compressors rated 1/12-1/10-1/8-1/6-1/5 HP. This is a solid-state device and will provide a boost for hard to start and unbalanced systems. Uses simple push on connectors, with instructions	27.50
9c.	Replacement start relay, capacitor and overload relay for all compressors rated 1/4 & 1/3 HP. This is a solid-state device and will provide a boost for hard to start and unbalanced systems. Uses simple push on connectors, with instructions	27.50


Parts (cont'd)

9d.	Replacement vend relay for Vendo V-80, V-144, and V-216. This replacement will mount inside the original relay housing and requires rewiring the new relay, wire for wire, from the original. If original relay is not available, this will still work but requires wiring the new relay directly to female socket of machine	20.00
10. Thermostats		
Note: See part #65 for bracket to mount these thermostats. Inquire for controls with longer lengths.		
10a.	Replacement contact style thermostat for many models. The tip of the sensing tube must be clamped, or in close proximity, to the evaporator shroud for proper operation. The sensing tube length will be at least 9" long. The control may come with black control knob or screwdriver slot adjustment	33.00
10b.	Replacement non-contact style thermostat for many models. The tip of the sensing tube should not be clamped to the evaporator shroud—it is meant to sense air (or water) temperature which will ultimately be your bottle temperature. The sensing tube can be uncoiled to at least 42" long. At this time, these controls come with a black control knob.	33.00
11. Fan and Gear Motors		
11a.	Replacement cast iron fan motor (replaces most evaporator and condenser fans). Mounts with 3 equally spaced holes on rear of motor	31.00
11b.	Replacement cast iron agitator motor for some water bath style chest coolers. Shaft is 7" long x 5/16" dia. with a 1/4-20 threaded end. Motor rotates at 1550 RPM CW (facing shaft—original ran 800-850 RPM CCW) and comes with 2 1/2" dia. aluminum fan blade that will circulate water from bottom to top of cooler. Height of motor housing is 3". Motor mounts with 3 equally spaced holes at back or front of motor (see part #12b to aid in mounting). See part #11n to adjust motor speed, if necessary	104.50
11c.	Replacement evaporator (upper) fan motor for Cavalier C-51. Mounts from the back of the machine. There were two versions used: 1) Mounts with 4 threaded studs on front of motor. Output shaft of motor is 1/4" dia. (see #13c for replacement fan blade) ... # 11c1	77.00
	2) Mounts with 3 right angle tabs welded to rear of cabinet and screws into side of motor housing. Output shaft of motor is 1/4" dia. (see #13c for replacement fan blade) .# 11c2...	81.50
11d.	Replacement evaporator/condenser fan motor for Vendorlator VMC 27 (countertop). Double shafted like original except 1/4" dia. shafts. If using with original fan blades, specify and adapters will be provided. If using with our replacement blades (Part #13c) no adapters are required. Mounts exactly like original in rubber front & rear (Different from illustration on page 108).....	66.00
11e.	Replacement evaporator (upper) fan motor for Vendorlator VMC 27a & 33. Like original with two mounting studs on back of motor. 1/4" dia. shaft	44.00
11f.	Replacement evaporator (upper) fan motor for Cavalier CS-72 and CS-96 with round evaporator. Like original with two mounting studs on front of motor. 1/4" dia. shaft	42.00
11g.	Replacement cast iron evaporator (upper) fan motor for Vendo and Vendorlator V-44. Like original.....	29.00

Parts (cont'd)

11h. Replacement cast iron condenser (bottom) fan motor for Vendo and Vendorlator V-44. Like original.....	31.00
11i. Replacement cast iron fan motor similar to #11a but rotates (CCW) at 1000 RPM instead of 1550 RPM. Can be adapted as an agitator motor in some post-WWII wet boxes when used with bracket #12b. Customer must provide hard rubber coupling along with shaft and impeller blade	no longer available
11j. Replacement evaporator/condenser fan motor for Ideal Model 85 slider. Double shafted like original with 5/16" dia. shafts (see #13f for fan blades)	66.00
11k. Replacement vending mech gear motor for Vendo V-80 & V-144. Mounts exactly like original	77.00
11l. Replacement evaporator fan motor with clockwise rotation for early Vendo V-39 with cylindrical evaporator (see illustration, page 94). Mounts like the original	29.00
11m. Replacement general purpose open frame motor. Can be used as evaporator (upper) fan motor, particularly for Glasco sliders. Includes 6" dia. black plastic fan blade. The two mounting holes may not match original bracket—new mounting brackets are available for \$10.	13.25
11n. Motor speed control for those applications where it is desirable to slow down replacement agitator motors. Comes in plastic housing with 8' cord.....	48.50
12. Mounting Brackets		
12a. Replacement condenser fan motor (part #11a) mounting bracket, like original, fits most machines	11.00
12b. Triangular steel bracket that mounts to back of motor (part #11a) and provides 3 new mounting holes on a 4-1/2" dia. bolt circle. Useful in adapting that motor for use as an agitator motor. Will also mount to front of part #11b.	7.25
12c. Reproduction evaporator (upper) fan motor aluminum mounting bracket for Cavalier CS-72 & 96 with round evaporator	8.25
12d. Replacement mounting bracket that when used with part #11a and #13a will replace the Westinghouse fan motor with bracket (bracket mounted to fan motor with 2 screws into side of motor housing) that is found on many early Vendo V-83's as well as Westinghouse machines. May require drilling 2 new holes in mounting feet of new bracket to line up with existing mounting points on machine	5.50
13. Fan Blades:	Note: Larger diameter fan blades are available for some applications not listed here. Always specify rotation of motor (viewed from shaft end), direction of air flow desired, and style of mounting to motor. Call for price and availability.	
13a. Replacement 7-3/4" diameter 3 vane fan blade (aluminum) for most condenser and evaporator fan motors (fits motor sold as #11a).....	10.00
13b. Replacement 8" diameter 5 vane fan blade (aluminum) for some evaporator fan motors (fits motor sold as #11a), for example V-44	10.00
13c. Replacement 7" diameter 5 vane fan blade (aluminum) with hub and set screw for attaching to fan motors such as used on Vendorlator VMC 27 (countertop) (our part #11d). Specify evaporator or condenser side as they are opposite rotation. Specify 1/4" or 5/16" dia. motor shaft size	10.00






Parts (cont'd)

13d.	Replacement 7-3/4" dia. 2 vane (may substitute more vanes if 2 not available) fan blade (aluminum) as used on some early Vendo V-39 evaporator motors (motor must turn clockwise as viewed looking at fan blade—see #11L)	10.00
13e.	Replacement 7 3/4" diameter 5 vane fan blade (galvanized steel) for most condenser and evaporator fan motors (fits motor sold as #11a)	10.00
13f.	Replacement 8" dia. 5 vane fan blade (aluminum) with hub and set screw for attaching to fan motors with 5/16" dia. shafts such as used on Ideal Model 85 slider (see #11j). Specify evaporator or condenser side as they are opposite rotation	10.00
14. Drier		
14a.	Replacement drier for refrigeration lines, 1/4" inlet and outlet tubing	5.50
 14b.	Replacement drier for refrigeration lines, 1/4" inlet and outlet tubing but includes a built in Schrader valve for evacuating and charging	8.25
15. Paint	Note: 1) All paint shipped by FedEx Ground only. 2) For those who want to have the paint mixed locally, the correct codes are: a) RED = DuPont Centari Acrylic Enamel #60807-A b) WHITE = DuPont Centari Acrylic Enamel #6731-A	
15a.	Silver Hammertone spray paint for refinishing VMC 27 split doors, V-39 bottle door and top of V-23 deluxe, 12 oz. can.	8.25
15b.	DuPont red enamel spray paint in 12 oz. spray can for touch-up. Same shade as used on most vintage coolers (#60807-A)	15.50
15c.	DuPont acrylic enamel red paint (same as part #15b) in 1 oz. bottle with applicator brush and stirrer marble for touch-up	no longer available
15d.	DuPont white enamel spray paint in 12 oz. spray can for touch-up. Same shade as used on most vintage coolers (#6731-A)	no longer available
15e.	Black Wrinkle Finish paint. 12 oz. spray can for painting coin boxes on Ideal and Glasco "sliders."	8.25
15f.	Flat gray cold galvanizing spray paint—95% pure zinc coating. 20 oz. spray can	7.75
15g.	One Shot lettering enamel for those who wish to repaint the embossed letters with brush: 1) 1/2 pint white lettering enamel #15G1 2) 1/2 pint red lettering enamel # 15G2	14.50 16.00
15h.	Gray fill-sand lacquer primer—especially compatible with #15b and #15d paints. 16 oz. can	15.50
15i.	Paint Over Rust products that are ideal for covering rusted areas such as tank liners and the bottom of cabinets. This product stabilizes rusted areas without the need to sandblast. A sample kit consists of 4 oz. of paint (enough to cover 12 sq. ft.), a half-pint of pre-cleaner, a half-pint of catalyzer, two wooden handle brushes, and a pair of latex gloves. Specify black, silver, gray, clear or semi-gloss black color Kit that includes all of the above as well as putty and reinforcing fabric for areas that are rusted thru	
15j.	Portable aerosol paint spray unit that is excellent for touch-up jobs. Includes 6 oz. glass jar to hold your paint that attaches to pressure spray head that sprays up to 16 oz. of liquid. Comes with instructions—simple to use	9.00

Parts (cont'd)

15jj.	Replacement pressure sprayer for #15j	7.25
16. Lamps		
16a.	#7C7 (Correct Change, Sold Out) for Vendo models, Cavalier models, and others	Each 2.25
16b.	Replacement fluorescent lamp for Vendo and Vendorlator V-81 and V-110	10.50
16c.	Replacement fluorescent lamp for Cavalier C-55 lite-ups	10.50
16d.	Replacement indicator neon lamp assembly for some 60's and newer Cavaliers, Vendos, Dixie-Narcos, etc. Comes with red lens that lites up to say "Use Correct Change." Outside dimensions of bezel surrounding lens are 1 3/4 x 3/4". The customer can change out, by removing bezel, the "Use Correct Change" wording with his original "Sold Out", etc., wording	6.75
17. Lamp Ballast		
17a.	Replacement fluorescent lamp ballast for Vendo and Vendorlator V-81 and V-110 bottle door opening light (part #16b).....	31.00
17b.	Replacement 14-22 Watt fluorescent lamp ballast for some 60's models Vendo, Vendorlator, and Cavalier	8.25
18. Glass	Replacement glass to cover the fluorescent lamp in the bottle door opening of the Vendo and Vendorlator V-81 and V-110. This is not ribbed like the original but is a very suitable replacement	10.50
19. Switch		
19a.	Replacement fluorescent light switch for Vendo V-81 and V-110	10.50
19b.	Replacement micro-switch controlled by solenoid (see part #97a) for many Cavalier slant-shelf machines such as CS-72 & 96	16.00
19c.	Replacement red heavy paper stock (known as fishpaper) to cover the electrical terminals of switches. Measures 4" x 8"	4.25
19d.....	New micro-switch for use as a free play switch for models with electric coin changers. Intended to be mounted behind coin door and activated by bent coin release knob, etc.	4.50
20. Rollers		
.....	Rubber roller for squeegeeing water release decals. A must for the larger decals	
	4"	17.75
	6"	no longer available
21. Squeegee	Vinyl squeegee for applying mylar and vinyl decals	4.50
22. Openers		
22a.	New version of the embossed cast iron "Drink Coca-Cola" 2-hole bottle opener with bright zinc plate finish and red highlighted letters.	7.50
22aa.	Same as 22a except completely plated in gold and letters are not painted red	no longer available
22b.	Plain unmarked version of part #22a as used originally on many Ideal and Glasco "Sliders" and others. Also available with raised lettering "Open Bottle Here" at same price	5.50
22c.	Replacement 3-hole pattern bottle opener for most machines. Like original, zinc plated, in 1/8" or 1/4" thickness (specify—most Vendos used 1/4" thick—Cavaliers used 1/8" thick)	5.50
22d.	Original new old stock white plastic cap catcher with Sprite Boy design on front that mounts anywhere over part #22c bottle opener (included). Cap catcher measures 6" high x 3" wide. While they last	38.50




Parts (cont'd)

22e.	Original, mostly new old stock, 2-hole embossed bottle openers similar to part #22a with different soda flavors. Call for availability and price	call
22f.	New version of the embossed cast iron “Pepsi-Cola” 2-hole bottle opener with bright zinc plate finish and red highlighted letters	7.50
22g.	New version of the embossed cast iron “Tome Coca-Cola” 2-hole bottle opener with bright zinc plate finish and red highlighted letters.....	13.25
22h.	New version of the embossed cast iron “Coca-Cola” 2-hole bottle opener that pre-dates the version sold as our part #22a (used before Glascocks in the 20’s). Holes measure 3” apart. Bright zinc finish and red painted letters	7.50
 22i.	New version of the embossed cast iron “RC” Cola 2-hole bottle opener with bright zinc plate finish and red highlighted letters	7.50
 22j.	New version of the embossed cast iron “Dr Pepper” 2-hole bottle opener with bright zinc plate finish and red highlighted letters	7.50
 22k.	New cast iron “Sprite” 2-hole bottle opener with bright zinc plate finish and green highlighted letters	7.50
 22l.	New cast iron “Barq’s” 2-hole bottle opener with bright zinc plate finish and blue highlighted letters	7.50
 22m.	New cast iron “Fanta” 2-hole bottle opener with bright zinc plate finish and orange highlighted letters	7.50
23.	Screw Bit Clutch head screw bit for V-44 and Vendorlator clutch head screws	5.00
24.	Handles	
24a.	Replacement bottle door handle for Vendo V-56, V-81, V-110, and Vertical 6-Case	12.25
24b.	Replacement bottle storage door handle for Vendo V-23	12.25
24c.	Replacement top lid handle for Ideal and Glasco “sliders” with 4” hole spacing (note: some Glasco sliders used a 5” hole spacing—see part #24n)	12.25
24d.	Reproduction actuator knob for Vendo V-23. Chrome plate over solid brass casting	64.00
24e.	Reproduction Westinghouse and Cavalier Junior ice cooler lid handle, polished silver/brass with 4-1/4” hole spacing	33.00
24f.	Reproduction Vendo crank handle. Comes chrome plated w/correct clutch mechanism	105.00
24g.	Reproduction Jacobs 26 handle. Comes chrome plated w/correct clutch mechanism and spanner cap (part #26)	170.00
24h.	Reproduction cabinet latch handle for V-44, VMC 44, 72, and 88. Machined from solid aluminum so it will not break. Includes stainless steel roll pin	20.50
24hh.	Reproduction Vendo/VMC 44 latch handle shaft that fits part #24h. Made from stainless steel w/hardened roller on end (see part #127 for strike).	20.00
24i.	Reproduction lid handle for early Glascock ice coolers. Polished silver/brass casting.....	33.00
24j.	Replacement chrome plated lid handle for “outboard motor” shaped Selmix fountain dispensers	11.00
24k.	Reproduction lid handle for “outboard motor” shaped Dole fountain dispensers. Chrome plate over solid brass casting	35.00

Parts (cont'd)

24l.	Reproduction lid handle for most post-WWII Cavalier and Westinghouse coolers (including the Office Cooler) and upright models CS-72 & 96. Originals were either black plastic or chrome plated casting. Black plastic.....	24l-1.....	33.00
		Chrome plated aluminum	24l-2.....59.50
24m.	Replacement lid handle with 2 cleats for Cavalier Junior carry-cooler (aka "Airline" cooler—ex. pg. 121 <u>Vol. II Vintage Coca-Cola Machines</u> book). Choice of finishes: bright nickel plate.	24m-1.....	16.50
	chrome plate.....	24m-2	42.00
	Replacement clasps for the "Airline" cooler are also available. Similar 3-hole style like originals but hole spacing is slightly different. Choice of finishes:		
	bright nickel plate (4 pcs)	24m-3	17.75
	chrome plate (4 pcs).....	24m-4.....	49.50
	Replacement stainless steel screw set for cooler	24m-5.....	5.00
	See part #61d for Airline cooler hinges		
24n.	Replacement heavy cast chrome plated handle with 5" hole spacing. This is an open loop style handle that is similar to the Glasco slider lid handle. It will fit Victor lids or can be used on virtually any cooler by redrilling holes		13.25
24o.	New replacement aluminum handle for the bottle door (see #91j) of some 1960's model Cavalier slant-shelf machines. 4" long with 3 7/16" hole spacing		17.75
24p.	New Coke bottle shaped plastic handle as used on some of the new reach-in coolers. Bottle measures 10" high		11.00
24q.	New chrome plated latch handle that fits Ideal and Glasco slider side loading doors to allow for quick access. Use in place of the original lock assembly that requires the use of an allen wrench. Overall length is 4 5/8"		39.75
24r.	Reproduction pre-WWII Westinghouse and Cavalier cooler lid handle, polished silver/brass with 6" hole spacing. Similar to part #24e except this size was usually found on Master coolers (see part #24n for cheaper substitute)		35.25
24s.	Reproduction V-44 cabinet handle that mounts to back of cabinet to be used in conjunction with casters #3d. Unpainted steel		not available
24t.	Reproduction V-39 cabinet handle that mounts to back of cabinet to be used in conjunction with casters #3e. Unpainted steel		not available
24u.	Reproduction cabinet latch handle for Cavalier CS-72 and 96. Angle version as illustrated on page 103 with notch to fit linkage or straight lock bar versions. Includes rod thru cabinet door. All parts are stainless steel		27.50
24v.	Replacement cabinet latch handle for some late 60's Cavalier models		not available
24w.	Reproduction black plastic handle for Victor cooler rollup lids. Very close to originals (see part #24n for a cheaper substitute).....		22.00
24x.	Reproduction lid handle for Dole Citation fountain dispenser. Chrome plate over solid brass casting w/tinnerman nuts		33.00
24y.	Reproduction bottle door lid handle for V-23 Deluxe. Chrome plate over solid brass casting		31.00

Parts (cont'd)

25. Handle Housing	Reproduction door latch handle housing as found on Vendo & Vendorlator V-39, V-56, and V-81. Stainless steel.....	28.75
26. Spanner Cap	Reproduction spanner screw cap for holding handle on Jacobs 26, chrome plated brass20.00
27. Wrench			
27a.	Reproduction double ended (2 sizes) spanner screw wrench for Jacobs handle—stainless steel31.00
27b.	Reproduction bright zinc plated steel s-shaped allen wrench to access Ideal and Glasco slider side loading doorout of stock
28. Gaskets—See Illustrations Page 89 & 90			
28a.	Replacement black door gasket material for Vendo V-39, V-56, V-80, V-81, V-144, V-216, and others (also available in gray). See #28ax for Vendo V-44 and Vendorlator VMC 27, 27a, 33, 44, and othersper foot 1.40
28aa.	Reproduction pre-formed main door gasket (holes are punched for mounting screws) with fused corners for Vendo V-39. Virtually identical to original38.50
28ab.	Reproduction pre-formed main door gasket (holes are punched for mounting screws) with fused corners for Vendo V81. Virtually identical to original38.50
28ac.	Reproduction pre-formed main door gasket (holes are punched for mounting screws) with fused corners for Vendo V80. Virtually identical to original38.50
28ad.	Reproduction pre-formed main door gasket (holes are punched for mounting screws) with fused corners for Vendo V-56. Virtually identical to original38.50
 28ae.	Reproduction pre-formed main door gasket (holes are punched for mounting screws) with fused corners for Cavalier CS-72 (only available in single bead #28as style gasket)38.50
 28af.	Reproduction pre-formed main door gasket (holes are not punched for mounting screws) with fused corners for Cavalier CS-96, C-51, and CS-124 (only available in single bead #28as style gasket)38.50
 28ag.	Reproduction pre-formed lid gasket for Westinghouse WD-10 postwar cooler with the mounting holes punched. The gasket is not the original but rather our part #28ax with fused corners27.50
28as.	Same as #28a except slightly thicker cross section for Cavalier CS72 and 96 that had a single beaded gasket on the main door and one on the cabinet liner (cabinet liner gasket not available yet).per foot 1.40
28ax.	Same as #28a except slightly thinner cross section for Vendo V-44 and Vendorlator VMC 27, 27a, 33, 44, and others (also available in gray)per foot 1.40
28b.	Replacement bottle door gasket for V-39, die-cut like original and adhesive-backed7.25
28c.	Vendo V-81 black foam gasket seal to hold plastic “Have a Coke” lens into bottle door, adhesive-backed.....	3.75
28d.	Large coin door Vendo V-56, V-81, V-110 black foam gasket seal behind coin door and around hole for crank handle, adhesive-backed3.75
28e.	Vendo V-44 black foam gasket seal behind coin door and around hole for crank handle, adhesive-backed3.75
28f.	Vendo V-44 black foam gasket seal to fit around crank handle shaft, adhesive-backed3.75
28g.	Vendo V-39, V-56, V-80, V-81 black foam gasket seal around door latch where it comes thru door liner, adhesive-backed3.75

Parts (cont'd)

28h.	Cavalier C-51 bottle door black foam die-cut gasket, adhesive-backed	7.00
28i.	Vendo V-23 bottle door black foam die-cut gasket, adhesive-backed	3.75
28j.	Vendo and Vendorlator V-56, V-81, V-110, Vertical 6-case and Cavalier CS-72 & CS-96 bottle door gasket (fits around opening in main door), gray, like original—specify model. Gray bottle door gaskets for some 60's models, e.g., Cavalier CS-64, CS-80, CS-96 and Vendo V-63, V-90 also available	30.75
28jj.	Reproduction gray foam gasket for bottle door glass/plexi assembly of most Vendo & Vendorlator slant-shelf models, e.g., V-56, V-63, V-81, and others. Exactly like original	30.75
	Note: New old stock V-56 gaskets available for \$20 while supplies last.	
28k.	Jacobs J-26, J-35, and J-56 cabinet door gasket, black like original	per foot 1.65
28l.	Pre-WWII Junior, Standard, Master, and Giant cooler gasket. Exactly like original (screws down), comes pre-punched and pre-cut. This is far superior to trying to glue down non-original substitutes.	
	Junior (cooler is 25-1/4" long) set of 3 pcs.	11.00
	Standard (cooler is 31" long) set of 4 pcs. # 28L-2	22.00
	Master (cooler is 41-3/4" long) set of 4 pcs. # 28L-3	22.00
	Giant (cooler is 68-3/4" long) set of 8 pcs. # 28L-4	44.00
	Galvanized metal strips to fit part #28l gasket. Exactly like original, pre-cut and pre-punched.	
	Junior (set/3 pcs.) # 28L-5	11.00
	Standard (set/4 pcs.) # 28L-6	16.50
	Master (set/4 pcs.) #28L-7	16.50
	Giant (set/8 pcs.) # 28L-8	33.00
	Stainless screws for gasket with strips (Junior takes 15, Standard & Master both take 28)	each. 10
28m.	Correct gasket for lids of post-WWII Westinghouse and Cavalier 6, 10, 12, 18, 20, and 22 case style coolers. For lids with different gasket on hinge side, specify #28a for that side only	per foot 1.65
28n.	Vendo and Vendorlator V-110, V-83 and Vertical 6-case replacement main door gasket, black, staple down, like original—available only in 14' length	20.25
28o.	Ideal and Glasco "slider" replacement side loading door gasket, black, staple down, like original. Available in 6' length	11.00
28p.	Replacement black adhesive-backed gasket material, 1/4" x 1/8" thick, to fit coin door channels for Vendo V-80, Vendorlator VMC 33 and others	per foot .55
28q.	Replacement black adhesive-backed gasket material, 3/8" x 1/4" thick, acts as inner main door seal (attaches to cabinet) for V-39. Also used in coin door channel of CS-72 & 96	per foot .55
28r.	Replacement black adhesive-backed gasket material, 3/4" x 1/4" thick, acts as inner main door seal (attaches to cabinet) for Vendo or Vendorlator V-81	per foot 1.35
28s.	Reproduction main door gasket material for Cavalier C-51, CS-72, CS-96 and others, black, double beaded, like original	per foot 1.65
28t.	Reproduction box-shaped gasket as used on Vendo and Vendorlator V-44 coin door channels. Original was glued in but this fits perfectly and will probably not need glue	per foot 1.10
28u.	Reproduction circular gasket that seals top cabinet lid of Vendo V-23 to the bottle drum	11.00

Parts (cont'd)

28v.	Replacement bottle door welting for Vendo & Vendorlator V-110 & Vertical 6-case. Black with 3/16" dia. bead	per foot 1.35
28w.	Replacement black adhesive-backed gasket material, 3/4" x 1/2" thick to fit bottom left and right sides of Vendo V-39 front door, and others	per foot 1.35
28x.	Replacement black adhesive-backed gasket material, 3/4" x 3/8" thick to fit the underside of Glasco slider top lid	per foot 1.35
28y.	Replacement black rubber material, 3" wide x 1/16" thick, that can be used to act as the wiper seal on the back of Victor cooler lids as well as other uses	per foot 1.35
28z.	Reproduction post-WWII Westinghouse and Cavalier chest cooler body gasket	per foot 2.75
28za	Reproduction Ideal Model 55 slider body gasket. Comes as 4 pre-cut pieces with metal angle pieces that are hidden in corners to give perfect 90° corner without gluing. Exactly like originalCorners # 28ZAB.....	30.75
28zb	Reproduction Glasco slider body gasket	not available
29. Windows	Note: All our windows are precision machined for perfect fit and crystal clear appearance. This is superior to any cast process that does not guarantee size or clarity.	
29a.	Reproduction "Empty" window for solid door Vendorlator VMC 27, 27a, 33, & 72	4.50
29b.	Reproduction "Empty" window for split door Vendorlator VMC 27, 27a, & 33	4.50
29c.	Reproduction "Sold Out" window for Vendo V-44 & 88	4.50
29d.	Reproduction "Sold Out" window for Vendo V-39	14.25
29e.	Reproduction "Sold Out" window for Cavalier C-51	14.25
29f.	Reproduction "Empty" window for Vendo Coin Changer	6.50
29g.	Reproduction "Correct Change" window for large coin door Vendo and Vendorlator Models 56, 81, and 110 (2 white stripes applied)	10.50
29h.	Reproduction "SOLD OUT" and "USE CORRECT CHANGE ONLY" plexiglass window set for Cavalier C-55D. Set includes decals already applied to new plastic and a water transfer 10¢ decal to be applied to metal backing behind the "USE CORRECT CHANGE ONLY" window	31.75
	Note: For 60's Cavalier models with "C" suffix after the model #, specify "Have a Coke" decal #303-CC to be applied to left hand plexi piece instead of "Sold Out."	
29i.	Reproduction "Sold Out" window for Cavalier CS-124 aluminum faceplate with decal already applied	6.50
29j.	Reproduction "Sold Out" window for Vendo V-23.....	13.25
29k.	Reproduction "Sold Out" window for Vendo V-83.....	5.50
29l.	Reproduction "Use Correct Change Only/Sold Out" window with silkscreened instructions for Vendo V-80, V-144, V-216, and others. If face of window has a horizontal groove cut into it, specify	15.50
29m	Reproduction "Have a Coke" and "10¢ pricing decal" plexiglass window set for many 60's model Cavaliers, e.g., CS-64E, CS-80E, CS-96E, CSS-64F, CSS-80F, CSS-96F, and others. Set includes "Have a Coke" decal (#302-CC) already applied to new plastic and a 10¢ vinyl decal to be applied to the metal backing behind the right side window (for models with only pricing window, specify that lens for \$14.00)	30.75
29n	Reproduction "Have a Coke/Use Correct Change" plexiglass window for some 60's Cavalier CSS-64, USS-64, and other models. Measures 2 5/16" x 1 15/16".....	19.75

Parts (cont'd)


29o.	Replacement 3" dia. (overall) plastic window that surrounds coin entry slot of many 60's Vendo models, e.g., V-63, 90 and 126. Silkscreened with wording "Coin" and "Correct Change Only."	19.75
30. Lens		
30a.	Reproduction red plastic "EMPTY" lens for Jacobs & Cavalier Model C-27 machines. Front surface of lens is convex like original with correct nickel-plated bezel	37.50
30b.	The correct convex shaped plastic "Nickels Only" lens with bezel found on Pepsi version of Jacobs machines. Specify green or blue color	37.50
30c-CC.	Reproduction "Have a Coke" plastic lens for V-81 bottle door	44.00
31. Springs		
31a.	Reproduction Vendo & Vendorlator crank handle return spring for small coin door style mechs or large coin door style mechs. Specify	7.25
31b.	Reproduction stainless steel spring for bottle guide bracket on Vendo and Vendorlator 81 bottle shelves (will also work on Model 56 & 110 even though these were different lengths)	4.50
31c.	Reproduction spring for clutch mechanism inside Vendo crank handle	1.10
31d.	Replacement stainless steel bottle door springs for Vendo and Vendorlator V-56, V-63, V-81, and many 60's slant shelf models	pair 11.00
31e.	Replacement stainless steel bottle door springs for Cavalier CS-72, CS-96, and many 60's slant shelf models	pair 11.00
31f.	Replacement stainless steel bottle flap return spring for Vendo & VMC 44	4.50
31g.	Replacement spring to return solenoid plunger (part #97a) as part of bottle gate mech of many Cavalier slant-shelf machines such as CS-72 & 96—substitute #31p	out of stock
31h.	Replacement stainless steel bottle chute flap spring for Jacobs J-26 & 35	5.50
31i.	Reproduction stainless steel spring to hold Vendo V-81 & 110 rectangular pin (part #54b) that engages vend cam cylinder (part #32)	5.50
31j.	Replacement spring to hold down nickel and dime "fingers" that actuate small coin door style coin mechs	4.50
31k.	Reproduction stainless steel bottle door springs for Vendo and Vendorlator V-110 and Vertical 6-case	pair 11.00
31l.	Reproduction stainless steel bottle door spring for Cavalier C-51. The springs for 2-spring model door are \$5. ea. The long spring for the model that uses a single spring is	6.50
31m.	Reproduction stainless steel spring for V-39 basket release mechanism	4.50
31n.	Reproduction stainless steel bottle gate spring for V-56, V-81, and other Vendo slant shelf machines (not V-110)	5.00
31o.	Reproduction stainless steel spring for V-23 bottle door (see part #67a)	4.00
31p.	Replacement galvanized steel return spring for vend cam cylinder (see part #32) on Vendo V-56, V-81, and V-110	4.50
31q.	Replacement stainless steel spring for Cavalier bent coin release bars (see part #58f) Spring is 2 3/4" long and will work for CS-72, 96, etc.	3.25
31r.	Replacement stainless steel spring for "Deposit Coin/Sold Out" flag assembly for Vendo V-39	2.75

Parts (cont'd)



- 31s. Replacement spring for coin entry chute on early V-39 where chute is mounted under top of coin door with single screw.....3.25
- 32. Cam Cylinder Reproduction vend cam cylinder for Vendo and Vendorlator 56, 81 & 110. Comes with special mounting screw. Necessary for converting electric machines back to crank handle operation48.00
- 33. Changer Knob Reproduction knob (black plastic) for Vendo Coin Changer33.00
- 34. Cover Replacement front plexiglass cover for paper insert on front of Vendo Coin Changer, comes pre-drilled10.00
- 34-CC. Insert Reproduction “Have a Coke/Get Your Nickels Here” colored paper insert for front of Vendo Coin Changer. Measures 7-3/8" x 6-5/8"10.00
- 35. Washer Correct washer for spacing Vendo V-39 bottle basket on support shafteach .50
- 36. Retaining Ring
 - 36a. Correct crescent retaining ring for the end of the V-39 and V-83 bottle basket support shafteach .50
 - 36b. Correct split retaining ring for most Vendo bottle gate assemblies. Referred to as “x washer” by Vendo. Zinc plated steel.....each .50
- 37. Rivets Nickel plated brass for attaching coin entry bezel and coin return cups on Vendo V-39, V-81, V-110 and others. Like original except split on backside so requires no special tools to install. When using for V-39 coin entry bezel, request two rivet washers for bottom rivets @5¢ eacheach .20
 Note: In some cases it might be more desirable to substitute a unslotted truss head screw for a rivet—see part #45c.
- 38. Line Cords, Wiring Harnesses, Junction Blocks, Electrical Connectors
 - 38a. Replacement 8' long black power cord with molded plug for most compressors, #16 3-wire (includes ground) not rated for outdoor use—see #38bno longer available
 - 38b. Replacement 9' long black power cord with molded plug for most compressors, #16 3-wire (includes ground) rated for outdoor use
 - 38c. Replacement wiring harness for many compressors. Consists of 11' long detachable black power cord with molded plug and 2-conductor power cord (4' long—cut to length) to go from compressor motor to plastic block. Includes plastic block and leads with push-on connectors for thermostat as well as leads with plug for evaporator fan motor. Includes wiring diagram41.75
 - 38d. Replacement wiring harness for most models (such as CS-72/96 and V-81/110) that require a hot wire to the front door for fluorescent light, electrical coin mech, etc. Consists of 11' long detachable black power cord with molded plug and 2-conductor power cord (4' long—cut to length) to go from compressor motor to plastic block. Includes plastic block and leads with push-on connectors for thermostat and evaporator fan motor as well as male/female disconnect plug for lites, coin mech, etc. Includes wiring diagram50.00
 - 38e. Newer version of the original Cavalier wiring junction block located at bottom rear of main door on CS-72, 96, and others. Color codes are embossed on new block instead of silkscreened. Measures 2" x 2 1/2" and will mount with one original hole.....out of stock

Parts (cont'd)

38f.	Reproduction V-44 wiring junction box w/cover located on base of compressor unit. Originals were steel and these are black thermoplastic	20.00
38g.	Replacement 8-pin female receptacle that accepts all the male plugs to most electrical coin mechs (our part #89)	4.50
 38h.	Replacement white plastic “bell” shaped crimp connector. Exactly like those used on Vendo, Cavalier and other wiring to indicator lamps, fluorescent lamps, etc. Specify small or larger size connector.....	each .25
39. Capper	New bottle capper with adjustable shelf for recapping different size bottles. Comes with 100 plain caps	no longer available
40. Siphon Tube.....	Allows you to siphon product from larger bottles into small bottles, for example. Has built-in check valve to allow for filling bottle from the bottom to force out air; comes with 3' of plastic tubing (used in conjunction with capper above).....	6.50
41. Caps	New, plain, gold-colored caps for use with capper	lot of 100 5.50
42. Locking Bars		
42a.	Reproduction linkage-type (does not use round cam lock) locking bar for Cavalier CS-72 and CS-96 coin doors (started with cabinet serial #298833 up) Used with lock #1h. Zinc plated	26.50
42b.	Reproduction locking bar (works off round cam lock #1a) for large and small coin door version of Vendo and Vendorlator V-39, V-56, V-80, V-81, V-110, V-144, and V-216. Stainless steel	28.75
42c.	Reproduction linkage-type (does not use round cam lock) locking bar for Cavalier C-55D & E, CS-64C, D, & E and other coin doors. Distance between brackets that bar fits into is 21 5/8”. Used with lock #1h. Zinc plated	26.75
42d.	Reproduction locking bar (works off round cam lock #1a) for Vendo & Vendorlator V-44 coin doors—specify which manufacturer. Stainless steel.....	30.75
42e.	Reproduction straight (one piece) locking bar (works off round cam lock #1a) for some Cavalier CS-72 and CS-96 coin doors. Zinc plated	26.50
42f.	Reproduction locking bar (works off round cam lock #1a) for Cavalier C-51. Stainless steel	28.75
42g.	Reproduction locking bar (works off round cam lock #1a) for Vendorlator VMC 27 & 33 solid door models using 5/8” long lock. Stainless steel	33.00
42h.	Reproduction locking bar (works off round cam lock #1a) for Westinghouse WC-42T and WC-96T. This is the short version (22 3/8”) of this style—if you require the long version—call. Zinc plated steel	33.00
42i.	Reproduction locking bar for one version of Vendo and Vendorlator V-88. Overall length is 15 1/4”. Stainless steel	28.75
42j.	Replacement linkage style lock bar for Cavalier CSS-8-64 and many others. Distance between brackets that bar fits into is 18 5/8”. Used with lock #1h. Zinc plated	28.75
43. Lock Brackets		
43a.	Reproduction coin door lock bracket (engages part #42b) for small coin door version of V-39, V-81 and V-110 (zinc plated).....	7.25
43b.	Same as above, except for large coin door version of V-56, V-81 and V-110	7.25

Parts (cont'd)

- 43c. Reproduction two-piece lock bracket used with linkage-type locking bars (part #42a) for Cavalier CS-72 and CS-96 coin doors (zinc plated)each 13.25
- 43d. Reproduction stainless steel lock bar bracket for Vendo V-44each
- 43e. Reproduction coin door lock bar bracket for Cavalier CS-72 and 96 that use one-piece locking bar (part #42e). Zinc plated.....each 7.25
- 43f. Reproduction coin door lock bar bracket for Cavalier C-51. Zinc platedeach 7.25
44. Shim..... Reproduction E-shaped shim that spaces lock brackets (items 43a & 43b) on cabinet door to accept coin door locking bar for Vendo and Vendorlator V-39, V-56, V-80, V-81, V-110, V-144 and V-216. Zinc-platedeach .25
45. Screws
- 45a. Replacement decorative screws for plexiglass cover on Vendo Coin Changer (set of 4)8.75
- 45b. Screw kit includes stainless steel replacement for virtually every screw needed in restoration of vintage machines. Each kit comes with legend to help identify location of screws to aid in reassembly. Call for prices as new kits are being assembled all the time. For example, Vendo/Vendorlator V-39, V-44, V-56, V-81 and Cavalier CS-72 & 96 kits are.....each 35.25
Note: Where clutch head configuration was original (e.g., V-44), phillips head will be substituted.
- 45c. Replacement 6-32 x 5/16" long unslotted stainless steel truss head screw (comes with nut) Gives the appearance of a rivet but has threaded shank. May require drilling a slightly larger clearance hole in some pieces (screw dia. is .131" and head dia. is .217"). If using on Cavalier C-51 coin entry bezel, specify medium head size (screw dia. is .131" and head dia. is .308")each .85
- 45d. Replacement 10-32 x 1" long unslotted stainless steel truss head screw (screw dia. is .182" and head dia. is .310"). Gives the appearance of a rivet but has threaded shank. Ideal for attaching the VMC 27a and 33 bottle chute bezeleach ...
- 45e. Replacement stainless steel 10-32 x 1 1/4" long carriage head bolt that fits most 40's & 50's Vendo cabinet hinges. Comes with stainless steel lock nuts.each
46. Bracket..... Reproduction mounting bracket set for Vendo Coin Changer (zinc plated)39.75
48. Guides & Books
- 48a. Revised 1991 Price Guide for Vintage Coca-Cola Machines Vol. 1 book. Folds out to poster size showing 8 new coolers and machines not shown in Vol. 1 of the book, in colorno longer available
- 48b. Revised 1996 Price Guide for Vintage Coca-Cola Machines Vol. II book.
- 48c. Revised 1998 Price Guide for Vintage Coca-Cola Machines Vol. II book.....
- 48d. Pocket-sized Dating Guide to most of the collectible Vendo machines from 1946 to 1959. Broken down by Serial #3.25
- 48e. Poster set depicting all the machines and accessories that were in Vol. I (covers the period 1929-1958). Set includes two posters that are 2' x 3' and printed front and back. Includes 2004 Price Guide (part #48g). Posters come rolled in a mailing tube and will generally be mailed separate from the rest of your order for an additional \$5.00

Parts (cont'd)



48f..... Vintage Coca-Cola Machines Vol. II book. 135 pages covers the period 1959-1968 with some earlier models included along with fountain dispensers and picnic coolers.



Includes 2004 price guide that covers Vol. I and Vol. II machines





48g. Revised 2004 Price Guide for Vintage Coca-Cola Machines Vol. I and Vol. II

48h. A 5 part series of articles written for Gameroom Magazine covering the restoration of a Vendo V-39 machine. 16 pages

49. Mouldings

- 49a. Replacement chrome-like moulding for use on various white-top machines. This is a plastic, adhesive-backed material that will bend around the corners of most vintage machines. Measures 5/8" wide x 1/8" thickper foot 2.25
- 49b. Same as above, but measures 5/16" wide x 1/8" thick and has a more rounded cross-section. A very suitable replacement for V-44 side moulding, for exampleper foot 2.25
- 49c. Reproduction stainless steel moulding for Vendo and Vendorlator V-44. Exactly like original (attaches with part #92a). Set of 4 pcs 110.00
- 49d. Replacement chrome moulding for use on various white-top machines. This is a metal, adhesive-backed material that will bend around the corners of most vintage machines. Measures 3/4" wide x .023" thickno longer available
- 49e..... Replacement chrome-like moulding for use on various white-top machines. This is a plastic, adhesive-backed material that will bend around the corners of most vintage machines. Measure 3/4" wide x 1/8" thick and closely matches the cross-section of the original stainless steel mouldingper foot 2.25
50. Tape Reflective chrome-like adhesive-backed mylar tape for separating red and white paints on white-top machines. Used primarily on the back of Vendo V-81, V-39 and others. Measures 5/8" wideper foot 1.00
51. Plug Replacement 2 1/2" diameter hole plug for the door liners of Vendo and Vendorlator V-81 and V-110, chrome plated 11.00
52. Plate Replacement actuator cover plate (4 1/2" x 2 1/2" metal plate with pattern of holes drilled in it) for the original door liners of Vendo and Vendorlator V-80, V-81 and V-110, chrome plated15.00
53. Kickplates & Trim Panels
- 53a. Reproduction kickplate for the bottom of Vendo V-39. Exactly like the original in smooth aluminum that was used on the pre-1956, all red version of these machines. Comes masked to minimize scratches.26.50
- 53aa. Same as 53a except in polished stainless steel.37.50
- 53b. Reproduction kickplates for the bottoms of Vendo and Vendorlator V-39, V-80 and V-81 (specify which one). These are pre-drilled textured (basket weave pattern) aluminum like the originals used on the white-top version of these machines. These are clear anodized and do not require polishing (see 53a & 53h for pre-1956 versions).....30.75
- 53c. Reproduction kickplates for the bottom of Vendo V-56. Like #53b30.75
- 53d. Reproduction kickplates for the bottom of Vendo & Vendorlator V-83, Vertical 6-case, V-110, V-144, and V-216. Like #53b37.50

Parts (cont'd)

53e.	Reproduction kickplate for the bottom of Cavalier CS-72 and CS-96. Like original-unpainted steel	30.75
53f.	Reproduction kickplate for the bottom of Cavalier C-51. Like original-unpainted steel	37.50
53g.	Reproduction polished stainless steel kickplate for Westinghouse WE-6 and other post-WWII chest coolers	39.75
53h.	Reproduction kickplate for the bottom of pre-1956 Vendo V-80 and V-81. Exactly like the original in smooth masked aluminum	26.50
53hh.	Same as 53h except in polished stainless steel	37.50
53i.	Reproduction aluminum bottom trim panel for 1960's Cavalier models CS-64C/D, 80C/D, 96C/D, and others. Exactly like original with horizontal line pattern, panel is silver in color and measures 23" x 5 3/4" with mounting holes prepunched	44.00
 53j.	Reproduction kickplate for bottom of Cavalier FD-2 Office Cooler. Exactly like original in polished stainless steel	37.50
 53k.	Reproduction kickplate for bottom of postwar Westinghouse and Cavalier Junior coolers (e.g., WE-3). Exactly like original in polished stainless steel	37.50
54. Pins		
54a.	Replacement stainless steel pin that fits end of actuator shaft controlled by the crank handle of the Vendo V-39 and Cavalier C-51. This pin engages the mechanism that rotates the bottle basket	3.25
54b.	Reproduction stainless steel rectangular pin to fit vend cam cylinder (part #32) of Vendo & Vendorlator V-56, V-81 and V-110	5.50
55. Tap Valve	This valve clamps onto 1/4", 5/16" or 3/8" diameter tubing providing a place to recharge your sealed compressor system. The valve has a built-in piercing needle which is spring loaded to retract out of the way allowing for full flow of refrigerant	6.00
56. Mount		
56a.	Replacement rubber and metal isolation mount for various compressor motors. Measures 1" diameter x 3/4" long with 1/4-20 threaded studs 1/2" long on both ends	2.25
56b.	Replacement original rubber mount for many newer compressor motors. Mount measures 1" dia. by 7/8" high with a 1/2" dia. thru-hole that includes a metal sleeve. One end of mount is grooved to fit into compressor's mounting bracket	each .85
57. Drum Rollers	Reproduction Vendorlator VMC 27, 27a, and 33 bottle drum rollers. Each machine uses two pairs of large rollers on the bottom and two pairs of small rollers at the top (some used large rollers) to support the bottle drum. Our rollers are priced each (two to make a pair) Note: See part #112 for support axle that rollers attach to	
		large ...57A.....8.75
		small ...57.....7.25
58. Bent Coin Release & Selector Knobs and Bent Coin Release Bars		
58a.	Reproduction stainless steel bent coin release knob for Cavalier CS-72 and CS-96	14.25
58b.	Replacement Coin Release Push knob for Cavalier C-55 and other square corner machines. An exact replacement for late model 60's machines but will require some modifications for earlier models such as the C-55. Chrome plated plastic	11.00

Parts (cont'd)

58c.	Reproduction stainless steel bent coin release knob for Ideal and Glasco sliders	12.00
58d.	Replacement gray plastic knob used to vend can or bottle in Cavalier USS-64 and other models. See decal #600 for different flavor strip decals to fit knob	6.75
58e.	Same as 58d except red plastic with "Coke" logo silkscreened on face	11.00
		Note: Red plastic backing piece to 58d & 58e available for.....# 58EE.....	6.50
58f.	Reproduction stainless steel bent coin release bar for Cavalier CS-72, 96, C-55D, and others. Uses knob #58a and spring #31q	33.00
58g.	Reproduction bent coin release knob for Vendo V-63, 90,126 and others	52.00
58h.	Reproduction bent coin release knob for Vendo V-56, V-80, V-81d, V-110d, V-144, V-216 and others. Chrome plated brass	52.00
59. Bumpers			
59a.	Replacement black rubber bumper that fits the lids of post-WWII coolers to keep lids from touching when one is raised against the other. Slightly different from the original ..each	1.65
59b.	Replacement black rubber bumper for the top lid braces of Ideal and Glasco "sliders." Nearly identical to the original.....each	1.65
59c.	Reproduction red rubber bumper for left side of late model Vendo V-39, V-80, and V-81 cabinets to keep door from hitting cabinet when opened all the way. These are superior to the original	12.00
60.	Caulk	Replacement caulk for sealing corners of bottom shelf in Vendo V-39 cabinet liner, behind the refrigeration line and wire protector of the V-39 and around the condensate drain tubes of most machines. Comes in 3/16" diameter x 1' lengths. Specify gray or black color	each .35
61. Hinges			
61a.	Reproduction stainless steel hinges for the Westinghouse and Cavalier Junior ice cooler lid. Come already polished	pair 33.00
61b.	Reproduction stainless steel hinges for lids of pre-WWII Standard and Master coolers. Measure 3-3/4" long. Come already polished	pair 30.00
61c.	Reproduction polished stainless steel hinges for some post-WWII Westinghouse and Cavalier cooler lids. Hinge measures 6" long and does not have the locating pin coming out of hinge pin at right angle	pair 33.00
61d.	Reproduction stainless steel hinges for the lid of the Cavalier "Airline" picnic cooler. Come already polished	pair 30.00
61e.	Reproduction stainless steel hinges for Glascock cooler lids. These are the same hinges used for the Atlas Standard lids and probably others. Come already polished	pair 30.00
61f.	Reproduction stainless steel hinges for Ideal and Glasco side loading doors. Come already polished.....	not available
61g.	Replacement steel hinges for bottle doors of Cavalier slant-shelf machines. Hinges come assembled with new hinge springs	no longer available
61h.	Reproduction main door hinge for most Vendo models (except V-83, V-110 & Vertical 6-case). Nearly identical to originals and sold individually (i.e., one half for cabinet and one half for door equals one hinge). Specify finish: Unpainted steel	33.00


Parts (cont'd)

61i.	Replacement cast metal main door hinge for 60's models Vendo V-63, V-90, V-126, and others. These are originals and come painted in different colors. While supplies last	each 11.00
61j.	Reproduction polished stainless steel top lid hinge for Ideal Model 55 slider.....	pair 27.50
62. Breaker Strips		
62a.	Reproduction breaker strips (material that covers the insulation between the cabinet liner and cabinet housing) for Vendo V-39. Black plastic like originals—sold in sets	per set 37.00
62b.	Reproduction breaker strips for Vendo & Vendorlator V-81. These are identical to the originals—sold in sets only (4 pieces)	35.00
62c.	Reproduction breaker strips (black material that covers the insulation between the cabinet liner and cabinet housing) for Vendo & Vendorlator V-44. Black plastic like originals—sold in sets	35.00
62cc.	Reproduction stainless steel (original was galvanized steel) angle pieces that hold the top and side breaker strips for the V-44. Set of 3 pieces	35.00
62d.	Reproduction breaker strips (black material that covers the insulation between the cabinet liner and cabinet housing) for Vendorlator 27a, 33, and 72 (right side strip will have to be cut to allow for the cabinet latch strike on the VMC 72 model only). Black plastic like the originals and come with holes (earlier models) or without holes (later models)—Specify. Sold in sets only (8 pieces)	37.50
62e.	Reproduction breaker strips for Vendo V-56. Black plastic like the originals—sold in sets only (4 pieces).....	35.00
62f.	Reproduction breaker strips (tempered board material that covers the insulation between the cabinet liner and cabinet housing) for Cavalier CS-72 and CS-96. These are identical to the originals—specify which set—oversized shipping charges may apply to the CS-96 set	30.75
62g.	Reproduction breaker strip (one piece) for the Vendorlator VMC 27 (countertop) machine. Exactly like the original but an improved black plastic material to minimize the outside countersunk holes from splitting out. (Additional handling charge of \$4.50 and oversized shipping charges apply)	55.00
62h.	Reproduction breaker strips for Vendo V-80. Black plastic like the originals—Sold in sets	35.00
62i.	Reproduction breaker strips for Vendo and Vendorlator V-83, V-110, and Vertical 6-case. Black plastic like the originals. Sold in sets only (4 pieces). There were two widths of side pieces used—1" or 1 1/4" for right side—1 1/4" or 1 1/2" for left side—specify (top & bottom pieces were same for both styles)	37.50
62j.	Reproduction breaker strips for Cavalier C-51. Black plastic like some originals. Sold in sets only (4 pieces)	35.00
62k.	Reproduction black plastic breaker strips for Jacobs J-56 (lite-up Pepsi). Sold in sets only (5 pieces)	37.50
63. Clip	Reproduction breaker clip that attaches the black breaker strips (see item #'s 62a & 62b above) between the cabinet and cabinet liner of Vendo V-39, V-81 and others. Stainless steel	each 1.25
64. Cover	Reproduction stainless steel cover strip that covers the gap between right and left breaker strips for the Vendo V-39	1.75


Parts (cont'd)

65. Bracket Reproduction coated steel thermostat mounting bracket (fits #s10a & 10b)
that mounts in the refrigeration compartment of most machines5.00
66. Shrouds
Note: Some of the following shrouds are available in gray or brown cardboard at a \$2 discount off the black cardboard price. Inquire about availability.
- 66a. Reproduction black cardboard shroud to fit the condenser unit of many machine compressors.
Die cut like the originals to 11" wide x 9-3/4" high with a 8" diameter hole13.25
- 66b. Reproduction black cardboard shroud to fit the condenser unit of many machine compressors.
Die cut like the originals to 9-1/4" wide x 9" high with a 8" diameter hole13.25
- 66c. Reproduction black cardboard shroud to specifically fit the condenser unit of many
Cavalier CS-72 & 96 compressors. Die cut like the originals to 11" wide x 10" high.....13.25
- 66cc. Replacement top clips and side clips for Cavalier fan shrouds (will fit some others). Top clip
measures 9/16" from top of clip to center of condenser tubing that it attaches toeach .85
- 66d. Reproduction galvanized steel shroud to specifically fit the condenser unit of
Vendo and Vendorlator V-44 compressors with a dimension of 9 1/4" wide x 9 1/4" high.....13.25
- 66e. Reproduction black cardboard shroud to fit the condenser of V-39 models with the
condenser (along with condenser fan motor) mounted on top of the compressor motor.
Die cut like the originals to 10" wide x 9 1/4" high.....13.25
- 66f. Reproduction aluminum shroud to fit the top of the early V-39 round evaporator29.00
- 66g. Reproduction steel evaporator fan motor shroud for early postwar Westinghouse upright
models as well as Westinghouse units used in Vendo V-39, V-83, V-110, and Vertical 6-case.
Shroud measures approximately 12" x 9"30.75
67. Lids
- 67a. Reproduction stamped steel bottle access lid for Vendo V-23 (does not fit deluxe models).
Comes unpainted with the hinge pin, return spring and gasket (uses gasket #28i)42.25
- 67b. Reproduction top lid for Glasco and Ideal Model 50/55 sliders. The top of these lids is made
from polished stainless steel similar to the original Ideal style. The underside of the lid has the
bottle removal instructions applied as a vinyl decal. The lid is insulated with plywood.
Specify whether using on Glasco or Ideal model. Lids come with stainless steel hinges
(part #61j) and chrome plated handle (part #24c) already mountedcall
- 67c. Reproduction steel (unpainted) lid for pre-WWII Westinghouse & Cavalier Junior coolers.
Nearly identical to original but does not have embossed logo on underside (see decal #350-CC).
Not pre-drilled for handle or hingeseach 99.00
Two lids are needed for the Standard cooler, so 2 or moreeach 90.00
- 67d. Same as part #67c, except larger size for Master coolereach 104.50
2 or moreeach 99.00
- 67e. Reproduction steel (unpainted) lid for Glascock Junior (single-lid) cooler.
Identical to original with "X" top but not pre-drilled for handle or hingesno longer available
- 67f. Reproduction steel (unpainted) lid for Glascock Standard (double-lid) cooler.
Identical to original with "X" top but not pre-drilled for handle or hingesno longer available

Parts (cont'd)

67g.	Reproduction top lid for Selmix “Outboard Motor” fountain dispenser (see page 96, <u>Vintage Coca-Cola Machines–Vol. II</u>). Constructed of red gel-coated fiberglass–includes lid handle (part #24j). Does not include the stainless steel band that was used on early modelsnot available	
67h.	Reproduction top lid for Dole Super fountain dispenser. Constructed of gray thermoplastic–includes lid handle (part #24k)	82.50
67i.	Reproduction lid liners (underside of lid) for many models of Cavalier and Westinghouse post-WWII chest coolers. Constructed of fiberglass or plastic depending on original design.....	41.75
67j.	Reproduction white plastic top lid for Dole Citation fountain dispenser. Includes lid handle (part #24x)	82.50
67k.	Reproduction plastic bottle door lid for Vendo V-23 Deluxe. Includes handle knob (part #24y) but does not include hinge.	soon
 67l.	Reproduction lid liner (underside of lid) for Westinghouse WD-10 post-WWII cooler. Constructed of black plastic with recess area for Coke “license plate” shaped sign (see part #28ag for gasket)	41.75
68. Rack		
68a.	Reproduction bottle rack assembly for Ideal and Glasco Model 50 sliders. Original had 5 tracks for hanging bottles–these have 4 to allow for hanging 20 oz. plastic bottles in addition to all the glass bottles. All stainless steel construction including trap door (delete \$30 if trap door not needed). Oversize shipping applies	310.00
68b.	Reproduction bottle rack assembly for Ideal Model 35 slider. Has original 5 tracks for hanging bottles (will not accept 20 oz. bottles). All stainless steel construction including trap door (delete \$30 if trap door not needed). Oversize shipping charges apply.....	inquire
69. Washer	Reproduction 1/4” thick phenolic washer used in spacing Vendo & Vendorlator V-39, V-80, and V-81 cabinet liners on mounting studs. Also used on V-23 bottle drums	1.00
	Also available in 1/16” thickness (hard gray fiber) for spacing striker plate to main door on same machines.....	each 1.00
70. Bezels		
70a.	Reproduction stamped stainless steel coin entry bezel for Cavalier CS-72, CS-96, and CS-124. Fits our aluminum faceplate part #245 and #298	44.00
70b.	Replacement stainless steel coin return bezel for Cavalier C-55 and other square corner machines. Fits rectangular opening 1.08” x 1.14”	13.25
70c.	Reproduction stamped stainless steel coin return opening bezel for large coin door Vendo & Vendorlator V-56, V-80, V-81 & V-110. Exactly like original	20.00
70d.	Reproduction stamped stainless steel bottle opener opening bezel for large and small coin doors of Vendo & Vendorlator V-39, V-56, V-80, V-81, V-110 and others. Exactly like the original.....	22.00
70e.	Replacement bottle opener bezel for Cavalier C-55 and other square corner machines. Fits rectangular opening 1-3/16” x 2-11/16” and is bright nickel plated	out of stock
70f.	Reproduction polished stainless steel coin entry bezel for Vendo V-39. Also available without “Sold Out” window opening for early small coin door style V-110’s. These are stamped exactly like the originals. Specify model (includes #45c for attaching bezel)	66.00

Parts (cont'd)




70g.	Reproduction stainless steel coin entry bezel for Jacobs J-26 (ask for special unslotted stainless steel screw for attaching bezel @ 75¢ ea.)	11.00
70h.	Reproduction coin return bezel and cup (one piece) for small coin door style Vendo V-39, V-81, V-110 and Cavalier C-51. Originals were cast pot metal, these are polished stainless steel (includes #45c for attaching bezel)	71.50
70i.	Original replacement coin entry casting that fits behind the round bezel (see #29o for window) of the square corner Vendo V-63, V-90, V-126, and others. While supplies last	33.00
70j.	Reproduction polished stainless steel bottle opener opening bezel for Cavalier C-51 and post-WWII Cavalier chest coolers. Exactly like original	22.00
70k.	Original replacement stainless steel coin return bezel for many 60's Vendo models. Fits opening 1 7/8 x 1 5/16" #70KK	18.50
	Clear plastic flapper to go with part #70k	5.50
71. Bottle Basket		
71a.	Reproduction bottle basket for Cavalier FD-2 Office Cooler. This is the version with hinged wire handles. Galvanized steel.....no longer available	
71b.	Reproduction bottle basket for pre-WWII Vendo Junior (V-123) cooler. Originals were galvanized steel—these are stainless steel. Includes hangers	soon
71c.	Reproduction zinc plated steel (clear coated) bottle basket for pre-WWII Vendo V-39 Standard (aka V-139). Initially, hangers are not available	320.00
71d.	Reproduction bottle basket for Vendo V-23.....	soon
72. Tank Liners		
72a.	Reproduction stainless steel tank liner for pre-WWII Westinghouse and Cavalier Junior ice coolers. These insert from bottom like originals and have welded seams and no drain hole (see #99g for drain). Oversize shipping charges apply	170.00
73. Door Liners	Note: All door liners come with bottle loading instruction decal. Oversized shipping charges apply.	
73a.	Reproduction black plastic door liner for Vendo & Vendorlator V-44. Comes pre-drilled.	77.00
73b.	Reproduction black plastic door liner for Vendo & Vendorlator V-81. Comes pre-drilled. Specify large or small coin door style.	88.00
73c.	Reproduction black plastic door liner for Vendo V-56. Comes pre-drilled.	93.50
73d.	Reproduction galvanized steel door liner for Vendo V-39. Exactly like original—comes pre-drilled & stamped for compressor line indentation. Does not include part #'s 74, 75, and 88	82.50
73e.	Reproduction black plastic door liner for Vendo V-80. Comes pre-drilled.	88.00
73f.	Reproduction black plastic door liner for early 60's Cavalier CS-64C & 64D models. Comes predrilled with holes	88.00
73g.	Reproduction black plastic side loading door liner for Glasco GBV 50 slider. Comes predrilled with holes	41.75
73h.	Original replacement black plastic door liner for 60's square corner model Vendorlator V-81. While supplies last.	77.00
 73i.	Reproduction black plastic door liner for 60's Vendo V-63. Includes hole for bottle lite assy— if not used, specify and plug will be provided. Comes predrilled with holes	88.00

Parts (cont'd)



73j.....	Reproduction black plastic door liner for Vendorlator VMC 27 (countertop) model. This door liner is indented to allow for longer bottles to be inserted into drum, if desired. Comes predrilled with holes	77.00
74. Tapping Plate	Reproduction SOLD OUT tapping plate to fit Vendo V-39 door liner (part #73d)	5.00
75. Eyelet Plate	Reproduction zinc plated steel Vendo V-39 vending opening eyelet plate. Screw to door liner (part #73d).....	22.00
76. Wire	Reproduction Vendo V-39 SOLD OUT wire. Bent to correct shape and threaded on end for plunger (part #78a). Stainless steel.....	11.00
77. Guide	Reproduction “L” shaped bracket to align Vendo V-39 SOLD OUT wire (part #76) with coin mech. Zinc plated	2.00
78. Plunger		
78a.	Reproduction 6-sided plunger tip to fit wire (part #76). Engages V-39 bottle basket drum to activate SOLD OUT flag. Stainless steel.....	5.50
78b.	Reproduction black plastic plunger to operate “Sold Out” flag on Vendo and Vendorlator V-44	13.25
78c.	Reproduction black plastic plunger with metal tip to operate “Empty” flag on Vendorlator VMC 27, 27a, and 33 with split gray doors	20.00
79. Coin Box Bracket		
79a.	Reproduction stainless steel coin box bracket for Vendo V-39 coin box and small coin door versions of the Vendo V-81 and V-110	18.25
79b.	Reproduction stainless steel coin box bracket for Vendo and Vendorlator V-44 coin box	6.75
79c.	Reproduction stainless steel coin box bracket for Cavalier C-51 coin box	9.25
80. Bushing		
80a.	Replacement black rubber bushing used to mount hanging divider grates in cooling compartment of Victor chest coolers	each .50
80b.	Reproduction aluminum bushing for the Vendo/VMC 44 latch handle shaft (part #24hh).....	9.50
81. Grommet		
81a.	Replacement black rubber grommet that the protective screens mount into in rear and side compressor compartment openings of Victor chest coolers	each .50
81b.	Replacement black rubber grommet that supports the back end of the VMC 27 (countertop) fan motor (part #11d)	8.25
82. Hairclip	Reproduction “hairclip” that is used to mount Vendo, Vendorlator, Westinghouse, etc., crank handles to the coin mech shaft and the vending linkage to the rear of the coin mech shaft on V-56, V-81, and V-110. Stainless steel.....	2.75
83. Back Cover & Compressor Line Cover		
83a.....	Reproduction aluminum back cover for Vendorlator 27 (countertop). Comes unpainted. Oversized shipping charges apply.....	49.50
83b.	Reproduction galvanized steel back cover for early V-39 models without condenser fan motors. Mounts to back of cabinet with 8 sheet metal screws. Comes unpainted.....	30.75
83c.	Reproduction compressor line cover for pre-WWII Cavalier, Westinghouse, and Vendo Junior coolers. Originals were steel, these are plastic. Mounts with 4 screws– requires painting	not available



Parts (cont'd)

83d.	Reproduction compressor line cover for pre-WWII Cavalier, Westinghouse, and Vendo Standard & Master coolers. Originals were steel, these are plastic. Mounts with 4 screws—requires painting	not available
83e.	Reproduction compressor line cover for post-WWII Westinghouse Junior cooler and others. Originals were steel, these are plastic. Mounts with 4 screws. Requires painting.....	not available
83f.	Reproduction compressor line cover for post-WWII Westinghouse WE-6 cooler and others. Originals were steel, these are plastic. Mounts with 4 screws. Requires painting.....	not available
 83g.	Reproduction polished stainless steel compressor line cover for Cavalier CS-72/96 and others	13.25
 83h.	Reproduction polished stainless steel compressor line cover for Vendo V-44	13.25
84. Linkage		
84a.	Reproduction actuator linkage from crank handle shaft to actuator cam (fits on outside of door liner) of Vendo V-56. Includes one swivel end	52.75
84b.	Reproduction actuator linkage from crank handle shaft to actuator cam (fits behind door liner) of Vendo V-81d (large coin door) and Vendorlator VMC 81. Includes one swivel end.....	55.00
84c.	Reproduction actuator cam assembly that attaches to part #84b. Bolts to bottom of V-81 bottle door opening	no longer available
85. Rods		
85a.	Reproduction rod lock for bottle vend mechanism of Vendo & Vendorlator V-56, V-81, V-110 and others. These are like originals with crimped end but made of stainless steel to prevent rusting	3.75
85b.	Replacement threaded rod (long with slotted head) for bolting together bottle vend mechanism of Vendo & Vendorlator V-56, V-81, V-110 and others. Comes with stainless steel nylon insert locknut.....	out of stock
85c.	Reproduction stainless steel prop rod to hold up top lid of Vendo V-23E	9.75
86. Spacer		
86a.	Reproduction tubing spacer that item #85b fits into as part of bottle vend mechanism for Vendo & Vendorlator V-56, V-81, V-110 and others. These are aluminum so will not rust	5.50
86b.	Reproduction wood spacers between the main door and door liner of the Vendo and Vendorlator V-44. Made from maple, there are three different lengths	Specify each 5.00
86c.	Reproduction galvanized steel side spacers for drop chute style 60's Cavalier models, e.g., C-55D & others, that vended bottles and cans	soon
 86d.	Replacement plexiglass shim spacers for drop chute machines, such as V-44 and V-80, to make up the difference in bottle diameter for the new 8 oz. Coke bottle. Kit for V-44 consists of 4 spacers with precut double-sided tape to apply.....# 86DD.....	39.75
	Kit for V-80 consists of 8 spacers with precut double-sided tape to apply.....	79.50
87. Boot.	Replacement black rubber boot to fit “start”, “run”, and “common” terminals on early style Vendo V-39 compressors.....	each 1.95
88. Plate	Reproduction zinc plated steel basket support plate for Vendo V-39	5.00

Parts (cont'd)

89. Coin Changer.....	Replacement factory reconditioned Coinco brand electric coin changer to fit practically any electric machine. Pricing is adjustable from 5¢ to \$1.55 in 5¢ increments (changers that go up to \$3 are available at extra cost). Comes with new slug rejector. Guaranteed one year.....	137.50
90. U-Nut/Tinnerman Nut/Captured Nut		
90a.	Replacement U-Nut (Tinnerman) for lid liners of post-WWII cooler lids and many other applications	each .50
90b.	Replacement tinnerman nut that mounts to bottom breaker strip of V-44, V-56, and others, as well as V-80 door liner	each 2.25
90c.	Replacement zinc plated captured steel nut. This part is used with most T-handle style door locks and is part of the Ideal and Glasco slider side loading door lock strike (the right angle housing bracket for sliders is not available yet)	2.75
90d.	Replacement stainless steel weld nut with 10-32 thread that attaches to the underside of V-39 coin doors to attach coin entry chute	1.25
91. Bottle Door and Bottle Door Glass		
91a.	Replacement glass and two plexiglass pieces with vent holes for Vendo and Vendorlator V-81 (see 28jj for gasket that separates glass)#91AA.....	22.00
	Note: the top & bottom stainless steel pieces that support the glass set are available (side pieces not available)	each 4.50
91b.	Replacement glass and two plexiglass pieces with vent holes for Vendo and Vendorlator V-56 (see 28jj for gasket that separates glass)	22.00
91c.	Replacement glass and two plexiglass pieces with vent holes for Cavalier CS-72. Comes with black rubber gasket already applied to center plexi piece	30.75
91d.	Replacement glass and two plexiglass pieces with vent holes for Cavalier CS-96. Comes with black rubber gasket already applied to center plexi piece	33.00
91e.	Replacement glass and two plexiglass pieces with vent holes for Vendo V-63 (see 28jj for gasket that separates glass)	22.00
91f.	Replacement glass and two plexiglass pieces with vent holes for Cavalier CS-64. Comes with black rubber gasket already applied to center plexi piece. There were different size bottle doors used on 64's—these pieces measure 36 3/4" x 5 1/2"	33.00
91g.	Replacement glass set (2 pieces) for Vendo and Vendorlator V-110 & Vertical 6-case. Back piece of glass has corner cut off to allow for venting.....	19.75
91h.	Original replacement glass set (I believe these are evacuated between glass) for Cavalier USS-64 & 96 bottle doors. While supplies last—specify model.....	30.75
91i.	Reproduction Vendo V-81 bottle door frame with hole for "Have a Coke" lens. Does not include lens, handle (#24a), hinge, or hinge spring (31d). Comes primed steel.....	192.50
	Note: a limited number of used, original VMC 81 style bottle doors are available—complete with hinges and glass assembly. While supplies last	192.50
91j.	Original replacement Cavalier USS-64 (measures 37 1/4" x 8 3/4") and USS-96 bottle door frame. Does not include handle (24o), hinge (61g), hinge spring (31e), or glass (91h). Comes painted red or black steel. Specify model	44.00
91k.	Reproduction gray on silver vinyl insert for the solid version of the Vendo & Vendorlator V-56 bottle door. The original was an embossed foil and this is an attractive substitute. Measures 3 1/8" x 9" and requires 2 per door.....	pair 41.75

Parts (cont'd)

	91l.....	Reproduction Vendo V-56 bottle door frame for “see-thru” models. Does not include handle (#24a), hinge, or hinge spring (#31d). Comes primered steel	97.50
	91m.	Reproduction black plastic oval shaped piece that screws to back of V-39 bottle door (note: limited number of new V-39 bottle doors without hardware are available—call)	17.50
92. Tab			
	92a.	Reproduction stainless steel tab that is twisted to hold the stainless steel moulding to cabinet and door of Vendo V-44	each 2.25
	92b.	Reproduction 10-24 (original was 10-32) threaded tab with nut to attach 5/8” wide stainless steel moulding to cabinet and door of Vendo white-top V-39, V-81, and V-110	each 2.25
	92c.	Replacement tab that allows 5/8” wide stainless steel moulding (e.g., V-39, V-81, V-110, and others) to be mounted from outside the cabinet. Tab snaps into .350” dia. hole	not available
	92d.	Replacement snap in tab that holds on front door moulding on those 60’s Vendo V-63, V-90, V-126, and others that had moulding. Spacer washer may have to used with tab on some models	each 1.75
	92e.	Replacement snap in tab that attaches black plastic door liner on most 60’s Vendo and Cavalier models.....	each 1.25
93. Soakers.....			
		Replacement 2 1/2” x 4” fiberglas sheet that fits divider in condensate pan (8e) of some Vendo & Vendorlator V-80 & V-81	#93A.....each 1.00
		Stainless steel divider (with 8 slots) available	#93B.....15.50
94. Lamp Socket			
	94a.	Replacement socket (tombstone) for fluorescent lamp such as used in V-81 & V-110’s (our part #16b). Because this socket is configured different from the original, it is recommended that they be purchased in pairs only	pair 11.00
	94b.	Replacement lamp socket to fit “Have a Coke” and “Use Correct Change Only” brackets on Cavalier CS-72, CS-96, and others. Uses 7C7 bulb (part #16a)	7.25
	94c.	Reproduction lamp socket assembly for some versions of 1960’s Vendo V-56 (e.g., V-56B) and others that did not use fluorescent lamp in bottle door opening. This lamp socket is mounted to 1 1/4” diameter plug that snaps into hole at top of bottle door opening. Includes 7C7 bulb (part #16a).....	temporarily out of stock
95. “Sold Out” Flags			
	95a.	Reproduction “Sold Out” Flag assembly (5 pieces) for Vendo/VMC 44. Exact reproduction in aluminum	71.50
	95b.	Reproduction “Use Correct Change” Flag assembly (2 pieces). For large coin door style Vendo’s & Vendorlator’s (e.g. V-81). Limited quantity of used V-81 and V-39 flag assemblies may be available	call
96. Screens & Panels			
	96a.	Exact reproduction compressor compartment screens for pre-WWII Junior electric cooler. Set includes left and right screen which are primered but do not include the insulation board.....	154.00
	96b.	Exact reproduction compressor compartment screen for pre-WWII Standard cooler (screen measures 13” x 27 5/8” long). Comes primered without insulation board	99.00




Parts (cont'd)

96c.	Exact reproduction compressor compartment screen for pre-WWII Master cooler (screen measures 13" x 38 1/4" long). Comes primed without insulation board	temporarily out of stock
96d.	Reproduction rear compressor compartment screen for post-WWII Westinghouse WE-6 cooler. Screen measures 12 1/2" x 39 1/8". Unpainted steel	125.00
96e.	Reproduction compressor compartment wire screen for Victor coolers. Exactly like original. Fits 19" x 14" opening in the cooler. Bright zinc plate finish	35.25
96f.	Reproduction Jacobs J-26 lower compressor compartment access panel for those early models with 3/4 length main door. Unpainted steel (see part #107g for the Jacobs name plate if needed)	110.00
97. Solenoid		
97a.	Replacement electric solenoid that releases the bottle gates on most Cavalier slant-shelf machines such as CS-72 & 96 (see #19b/switch and #31g/spring). This solenoid can also be used for Vendo models if mounted upside down. Specify	26.50
98. Buffing Compound.... Kit contains one 5 oz. bar each of brown, red, white, and black compound. Suitable for polishing most metals, especially stainless steel screws		
	4" dia. cloth polishing wheel mounted to 1/4" dia. shaft (can be mounted in drill motor) to use with above compounds	# 98a 11.00 7.50
99. Drain Tubes		
99a.	Replacement polished copper drain tube for Vendo and Vendorlator V-81 where tube drains into pan attached to side louvers. Comes in two pieces—a short straight piece that needs to be soldered to the cabinet liner and a "P-trap" shaped piece with coupling already silver soldered that gets attached to straight piece with 5-minute epoxy (supplied)	17.50
99b.	Replacement polished copper drain tube for Vendo V-39 where tube drains into a jar in bottom of compressor compartment. Similar to part #99a	17.50
99c.	Replacement copper drain tube assy. for Vendo and Vendorlator V-44	22.00
99d.	Reproduction stainless steel drain tube nipple (1 3/4" long) with threaded end for some Progress picnic coolers. Includes o-ring	# 99D1 12.25
	Stainless steel nut with teflon insert to attach above drain nipple	#99d2 6.75
	Knurled aluminum cap with chain and rubber gasket in cap to seal drain tube above	#99d3 19.75
	Stainless steel tab that mounts under the nut above and holds other end of chain from cap above	# 99D4 5.00
99e.	Reproduction drain nipple with knurled cap and chain for Acton and TempRite Standard picnic coolers, and others. See above, otherwise	not available
99f.	Reproduction rubber drain pipe for post-WWII chest coolers. Comes as two pieces—short straight piece that fits hole in bottom of tank liner (with circular wire clip to hold it in) and length of black flexible tubing to reach drain pan. Specify which model you are ordering for	not available
99g.	Replacement nickel plated metal drain pipe to be used with pre-WWII cooler tank liners. Thread size is 1" NPS and is 4" long. Comes with nut and rubber washer. Can be used in place of rubber drain pipes on post-WWII coolers	16.50


Parts (cont'd)

99h.	Replacement chrome plated drain spigot that can be adapted to many cooler drain pipes. Overall length is 3 1/2". Male end is 1/2" NPT. Output end has standard male garden hose threads. Shut-off handle is double "bat" handle style.....	26.50
100. Jack Chain	Replacement stainless steel jack chain to hold the pre-WWII Junior cooler lid (part #67c) open. 18" long with stainless steel mounting screws and washers.....	7.25
101. Indexing Mechanism		
101a.	Reproduction V-39 indexing mechanism to rotate V-39 bottle drum. Bright zinc plated steel	137.50
101b.	Reproduction V-39 indexing mechanism coupling bracket (part of #101a) that accepts pin (part #54a) at the end of the coin mechanism actuator shaft. Zinc plated steel (see part #111a for clip to attach)	11.00
102. Compressor Motor		
Relay Module Clip	Reproduction stainless steel spring clip that holds the plastic start/run/overload relay module to some compressor motors; particularly Vendors with models VK-1 & VK-7 compressors (uses part #66b)	4.50
103. Drip Pan Bracket		
103a.	Reproduction stainless steel bracket that supports the condensate pan (part #8a) and burlap (part #119) for the Vendo & Vendorlator V-44, VMC 27a, 33, 72, and others. Includes the two clips to hold the burlap rod	28.50
103b	Original drain jar brackets for Cavalier CS-72, 96, and others. Need painting—while supplies last	out of stock
104. Vendo Bottle		
Vend Mech Parts....	Reproduction rocker arm, lock slide, and latch (see illustration page 97) together with shoulder screws for mounting each piece. Often missing on the mechanisms for V-56, V-81, & V-110 (rocker arm for V-110 is reversed). Pieces #22 and #26 as illustrated on page 98 are available now in stainless steel for \$8.50 ea.	soon
105. "Sold Out" Window Frames		
105a.	Reproduction stainless steel frame to support "Sold Out" window for Vendo and Vendorlator V-44	8.75
105b.	Reproduction zinc plated steel frame to support "Have a Coke" window (decal #245) for Cavalier CS-72 & CS-96.....	16.50
105c.	Reproduction zinc plated steel frame to support "Use Correct Change Only" window (decal #245) for Cavalier CS-72 & CS-96	16.50
106. Lid Brace	Reproduction steel top lid support brace for Glasco and Ideal sliders (see part #59b for bumper to fit brace).	19.75
107. Serial and ID Plates		
107a.	Reproduction black and silver aluminum serial plate to fit many Vendo models, e.g., V-39, V-80, V-81, V-110, and others. Plate measures 5" x 2" and comes unstamped	16.50
107b.	Reproduction black and silver aluminum serial plate for some Vendo V-44's. Plate measures 5" x 2" and comes unstamped.....	16.50
107c.	Reproduction black and silver aluminum serial plate for Glasco GBV 50 slider. Plate measures 4 1/8" x 2 1/2" and comes unstamped.....	13.25

Parts (cont'd)

107d.	Reproduction black and silver aluminum serial plate for Ideal Model A-55 slider. Plate measures 3 5/8" x 1 3/4" and comes unstamped.	13.25
107e.	Reproduction of one version of front ID plate for Ideal sliders. Plate is blue, black, and silver in color and measures 3 1/2" x 1 1/8"	13.25
107f.	Reproduction black and silver aluminum serial plate for Vendorlator VMC 27, 27a, and others. The serial number bar is left unstamped and a version with a blank model number bar is available for the 27b, for example. Specify which model	11.00
107g.	Reproduction etched black on brass serial plate for the Jacobs J-26 and others. The model # and serial # are left blank.	16.50
107h.	Reproduction black and silver aluminum serial plate for many later Vendo models (came after #107a), e.g., V-56, V-63, V-80, V-81, V-90, V-110, etc. Plate measures 5" x 2" and comes unstamped.	16.50
107i.	Reproduction black and silver aluminum serial plate for many 50's and 60's model Vendorlators, e.g., VMC 81 and others. Plate measures 5" x 2" and comes unstamped.....	16.50
107j.	Reproduction etched brass serial plate for many 40's and 50's Cavalier models, e.g., C-51, CS-72, CS-96, and others. Plate measures approx. 2 1/4" x 1 1/8" and comes unstamped	13.25
107k.	Reproduction black and silver aluminum serial plate for some VMC 33, 44, and 72 models. Plate measures 3 3/4" x 2 1/4". The serial # bar is left unstamped on the Model 33 version and there is a second version that has the model # bar unstamped as well. Specify which version	16.50
107l.	Reproduction etched red and silver aluminum serial and ID plates for some Mexican Vendo models. Plates measure approx. 3" x 11/16" and 2 13/16" x 7/16". Specify which version	13.25
 107m.	Reproduction black and silver aluminum serial plate for many postwar Westinghouse coolers and machines. Plate measures 2 1/2" x 1 1/4" and comes unstamped	11.00
 107n.	Reproduction etched black on brass ID plate for early Glascock coolers. Plate measures 3" x 1 1/2".	13.25
 107o.	Reproduction etched black and silver aluminum instruction plate for Multiplex fountain dispensers. Plate measures 3 3/4" x 1 1/2".	11.00
108.	Bottle Opener Housing.....	Reproduction stainless steel bottle opener mounting housing as found on Vendo V-81a & b models. (see part #22c for opener)	33.00
109.	Rockers.....	Replacement zinc plated steel rocker assembly (need 2 for Model V-44) that replaces original rocker in Vendo and Vendorlator V-44 bottle dispensing stack and allows you to vend 12 oz. can. Eliminates the need to shim the bottle stack for the glass 8 oz. bottle.....	set/2 82.50
110.	Vinyl	Replacement "Honeytone Teak" colored woodgrain covering for most square top machine applications. This is not contact paper but rather a heavy vinyl with peel-off backing made for machines. Comes in 40" width and is sold by the yard. If ordering more than 1 yard, add \$3.50 for additional handling	per yard 19.75
111.	Clamps		
111a.	Reproduction stainless steel clamp for our part #101b as part of the Vendo V-39 indexing mechanism	5.50

Parts (cont'd)



112. Drum Roller Axles..... Reproduction Vendorlator VMC 27, 27a, and 33 drum roller shaft axles.
Both sizes as noted for our part #57 rollers. Specify size and with
or without slotted holeseach 27.50
113. Refrigeration Units
New replacement 1/4 HP refrigeration unit—includes everything for a turnkey installation,
i.e., compressor motor, fan motors, evaporator and condenser coils, thermostat, and
high quality wiring harness (38c). This is a nearly identical unit as those found in 50's and 60's
Vendo models but will be customized to fit many other makes and models, including chest
coolers. Specify model of machine or chest and the refrigeration lines will be prebent as
close as possible. This is a sealed system as per originals and is guaranteed for 3 years.
Oversize shipping applies (usually around \$45.00)695.00
114. Compressor Motor Tag
Reproduction manila tab with wire that was attached to 40's and 50's Vendo
compressors identifying compressor components and wiring.
Exactly like original4.50
115. Bottle Drum
- 115a. Reproduction post-WWII Vendo V-39 bottle drum. Constructed of bright zinc plated steel with
numbers engraved next to each hole. Drum will accommodate 8 oz. glass bottle as well as 12 oz.
glass longneck (inserted neck first). Oversize shipping425.00
- 115aa. Reproduction V-39 bottle drum support shaft. Bright zinc plated steel38.50
- 115ab. Reproduction V-39 bottle drum release wire. Includes clamps—constructed of bright
zinc plated steel49.50
- Note: See part #101a for V-39 bottle drum indexing mechanism. Special price for part #'s 115a,
115aa, 115ab, and 101a when ordered together
- 115b. Reproduction V-39 can mechanism. Takes the place of part #'s 115a, 115aa, 115ab, and 101a
and allows for vending 39 12 oz. cans and the added feature of selectability of 3 different
cans (flavors). Opening the bottle door displays 3 cans in a row with selection fingers.
Pulling one finger (selection) automatically locks out the other two for full coin-op effect.
Cranking the handle down resets the mechanism. Installs in minutes. Constructed of
galvanized and stainless steel. Oversized shipping appliesno longer available
- 115c. Reproduction Jacobs J-26 bottle drumsoon
116. Coatings
- 116a. Decal fix—a clear liquid that is supposed to protect water transfer decals from chipping, etc.
Does not leave a film. Practical to use on smaller decals but impractical on larger decals.
Comes with brush in 1 oz. bottleno longer available
- 116b. Clear gloss coating liquid for water release decals and vinyl decals. This is a water-based brush
on liquid that dries fast and leaves a high gloss film. When applied properly, most brush marks
level out. Excellent for protecting decals from chipping. Available in 1/4 pint bottle.....7.65
-  116c. Liquid for removing the glue residue from vinyl decals or similar labels.
Available in 4 oz. bottle4.50

Parts (cont'd)



116d.	3M brushable seam sealer (gray in color) that is specially developed to seal sheetmetal overlap joints that have been spot welded, riveted, or bolted together, e.g., replacement tank liner pans inserted over original tank bottom. It can be painted when dry and remains flexible. Available in quart can	32.50
117.	Nozzle	
117a.	Reproduction plastic syrup nozzle for Multiplex fountain dispensers (ex. pg. 98 <u>Vol. II Vintage Coca-Cola Machines</u> book). Screws in like original and comes in either white or black color—specify	35.00
118.	Drip Tray	
118a.	1) Reproduction stainless steel Dole Junior fountain dispenser drip tray	soon
	2) Reproduction perforated stainless steel grate to fit Dole Junior drip tray	
	a) Oblong shape—6" x 3 1/2" # 118a	24.00
	b) Round shape (will also fit Dole Small)—3 1/2" dia. #118A	22.00
118b.	Reproduction stainless steel Dole Deluxe and Super fountain dispenser drip tray and grate	soon
118c.	Reproduction stainless steel Selmix "Outboard Motor" fountain dispenser drip tray and grate	soon
119.	Burlap Wick Replacement burlap with hemmed edges and bronze rod sewn in to fit the drip pan bracket (part #103) of Vendo & Vendorlator V-44's, some V-56's VMC 72's, and others	9.50
120.	Bottle Shelf	
120a.	Reproduction bright zinc plated bottle shelf for round corner V-81 and square corner V-81, V-63, V-90, and V-126. This closely matches the style of shelf that did not use the sliding bracket and spring	#120a 22.00
	Note 1: Used galvanized steel shelf removed from equipment as noted above.	out of stock
	Note 2: Used galvanized steel shelf support bracket (mounts to right side of cabinet liner) to fit the above shelf and most others for Vendo & Vendorlator.	
	While supplies last #120aa	5.50
120b.	Reproduction bright zinc plated bottle shelf for the Cavalier CS-72 & CS-96 and all 60's models up thru "F" models	22.00
120c.	Reproduction wire bottle shelf for the Vendo Vertical 6-case. Bright zinc plated steel	each 27.50
	set of 10	240.00
120d.	Reproduction bright zinc plated bottle shelf for round corner V-56 and square corner V-56. This closely matches the style of shelf that did not use the sliding bracket and spring	22.00
120e.	Reproduction bright zinc plated bottle shelf for round corner Vendo V-110. This closely matches the style of shelf that did not use the sliding bracket and spring	27.50
120f.	Reproduction bright zinc plated bottle shelf assembly for later 60's models Cavalier beginning with "G" models. The assembly consists of a shelf and adjustable bracket that moves front to back on shelf in slots. These shelves do not fit "USS" models.	30.75
121.	Selector Button Reproduction flavor select button for the faceplate (see decal #298) of the Cavalier CS-124. Exactly like originals in red plastic	14.75

Parts (cont'd)

122. Scuff Plate Replacement top front polished stainless steel scuff plate for Ideal and Glasco Model 55 sliders. Attaches over the original plate with 6 screws under inside edge of cabinet gasket. May or may not require double-sided tape under front edge55.00
123. Wire Wrap & Ties
- 123a. Replacement black plastic spiral wrap for dressing wire bundles such as those going from the cabinet to the front door of the Cavalier CS-72 & 96 and most 60's models. Does not require disconnecting wires to slide over as the original tubing did, but simply applies by starting at one end of bundle and wrapping in a spiral manner. Will fit bundle diameters from 3/8" to 3". Order at least twice as much as the actual length of wires being covered (coverage varies according to bundle diameter)per foot 1.10
- 123b. Reproduction aluminum cable ties for dressing the electrical wires to the compressor lines on many 50's and 60's models, especially Vendo. Exactly like the original in two lengths—2 1/2" or 3"—specifyeach 1.00
124. Bottle Chutes and Flappers
- 124a. Reproduction Vendo & Vendorlator V-44 black plastic bottle chute. Closely matches the original.....44.00
- 124b. Reproduction black plastic flapper to fit part #124a (see 31f for spring).....27.50
- 124c. Reproduction cast metal (original was plastic) hinge to fit part #124b.....55.00
- 124d. Reproduction black plastic bottle chute for Vendorlator VMC 27a & 33. Closely matches the original (see #45d for mounting bezel)35.00
- 124e. Reproduction black plastic flapper with hinge and spring to fit part #124d.....39.50
- 124f. Reproduction black plastic bottle chute for Vendorlator VMC 27 (countertop) Closely matches the original.....35.50
- 124g. Reproduction black plastic flapper with hinge and spring to fit part #124f39.50
125. Sandwich Tray Reproduction coated steel sandwich tray to fit inside some Cavalier picnic coolers & others. Tray measures 15 1/4" x 10 1/2" x 5 1/2" high35.00
126. Coin Entry Chutes and Castings
- Note: See #70i for 60's Vendo coin entry casting.
- 126a. Original chrome plated coin entry casting for many 60's and 70's Cavalier models (e.g., CSS-64G and up) that measures 2 1/2" x 5". This is the later style that accepts lite assy. #16d but can easily be modified to accept the earlier window #29n. Uses 10¢ pricing decal #331. While supplies last33.00
- 126b. Original chrome plated coin entry casting for many late model (80's up) Cavalier machines that measures 5 1/2" x 5". Uses "Sold Out" lite assy. #16d. While supplies last33.00
- 126c. Original chrome plated coin entry casting for many late model (90's up) Cavalier machines that measures 4 1/2" x 4 1/2" and incorporates the T-handle lock assy. Uses "Sold Out" lite assy. #16d. While supplies last33.00
-  126d. Reproduction chrome plated brass coin entry casting for early 60's Cavalier "C" and "D" models (these models do not have the "Use Correct Change" window in top of casting). These castings have the three mounting pegs on the back but they are a smaller radius than the original thereby requiring some modification for mounting.55.00
-  127. Latch Strike..... Reproduction stainless steel Vendo/VMC 44 door latch strike. This is the part bolted to the right side of cabinet that part #24hh engages into to shut the door.26.50

Parts (cont'd)



128. Doors..... Reproduction cast aluminum coin doors for the Vendorlator VMC 27, 27a, and early 33 models. Consists of an unpainted left and right side door without hardware....pair 300.00



129. Cup Washer. Replacement zinc plated steel cup washer for attaching the cast chrome plated faceplates, e.g., V-81b, V-81d, V-44, etc.....2.75

Decals

201-CC	Reproduction "Here's a Coke For You" white or red on clear water release decal, 9-1/2" x 3-1/8", 2 lines as found on the sides of Vendo V-39, V-80, V-81 and others. Specify Colorpair	22.00
	Also available in die-cut vinyl. Specify Color	30.75
202-CC	Reproduction "Have a Coke" white on clear water release decal, 11-1/2" x 1-1/2" single line, as found on the sides of Vendo V-39, V-23 and others	22.00
	Also available in die-cut vinyl.....	30.75
203-CC	Reproduction "Have a Coke" red on clear water release decal, 7-1/2" x 4-1/8", 2 lines as found on the sides of Vendo V-44 & others.....	22.00
	Also available in die-cut vinyl.	30.75
204-CC	Reproduction "Have a Coke" red on clear water release decal, 9-1/4" x 2-3/16" single line, as found on the sides of V-81 & others	22.00
	Also available in die-cut vinyl.....	30.75
205-CC	Reproduction "Drink Coca-Cola" white or red on clear water release decal, 8-3/8" x 3" as found on the front of Vendorlator Model VMC 33, VMC 27, VMC 27a, and others. Specify color	13.25
	Also available in die-cut vinyl. Specify color	22.00
206-CC	Reproduction "Drink Coca-Cola" white on clear water release decal, 13-1/2" x 4-1/2", as found on Jacobs machines	13.25
	Also available in die-cut vinyl	22.00
207-CC	Reproduction "Drink Coca-Cola in Bottles" white on clear water release decal, 10-1/4" x 4-3/8" as found on Vendo V-23	13.25
	Also available in die-cut vinyl	22.00
208.	Reproduction "In Bottles" white on clear water release decal, 10-1/2" x 13/16", for the front of Vendorlator VMC 33 and others	5.50
209.	Reproduction Coin Entry Plate decal for Vendo Models V-39, V-56, V-80, V-81, V-110. Like original—adhesive-backed metal. Shown full size. Must indicate choice	5.50
210.	Reproduction Coin Entry Plate decal for Vendo Model V-44. Like original—adhesive-backed metal. Shown full size. Must indicate choice	5.50
211.	Reproduction Coin Entry Plate decal for Cavalier C-51. Like original—adhesive-backed metal. Shown full size. Must indicate choice	5.50
212.	Reproduction Coin Entry Plate decal for Vendorlator VMC 27's and VMC 33's with split door. Like original—adhesive-backed metal. Shown full size. Must indicate 5¢ or 10¢	3.85
213.	Reproduction 10¢ Coin Entry water release decal for post-WWII Vendo "spin-top" machines. Shown full size in black on yellow	3.85
214.	Reproduction "Insert Coin Here" decal for Vendo Models V-56, V-80, some V-81's, V-110's and others. Like original—adhesive-backed metal. Shown full size	5.50
215.	Reproduction "Use Correct Change Only" decal for large coin door V-56, V-81, V-110, black on white 1-3/8" x 2-1/2"	2.25
216.	Reproduction "Insert Coins/Sold Out" water release decal for Vendo V-44	3.25
217.	Reproduction "Deposit Coin/Sold Out" vinyl decal as found on Vendo V-39	3.25
218.	1-1/8" dia. "5¢" white or red on clear water release decal for Vendo V-23 & others. Specify color	1.65
219.	Reproduction 1" dia. "10¢" white or red on clear water release decal for Vendo V-23 & others. Specify color	1.65
220.	"5¢" and "10¢" 3" diameter white on red background water release decal for all models	3.85
221.	"5¢" and "10¢" 6" diameter white on red background water release decal for all models	5.00
222.	Reproduction "VMC" logo decal for the front of most Vendorlator Model 27a, 33, 44, 88 and others. Like original—adhesive-backed metal. Shown full size.....	5.50





223.	Reproduction water release decal for marking tail of “C” in Coca-Cola for pre-WWII coolers. Red letters on clear background. Shown full size	2.25
224.	Reproduction “3¢ Deposit” white on red water release decal for all models	3.25
225.	Reproduction water release decal, black on white, Coin Box Instruction decal for Vendo V-39 and others	2.25
226.	Reproduction water release decal, black on white, “Note: Be sure empty signal is in down position before closing mechanism door so that unit will accept coins” for Vendo V-39, shown full size	2.25
227.	Reproduction water release decal, black on white, “Note: Check level of water in condensate jar periodically to prevent overflow” for Vendo V-39, shown full size	2.25
228.	Reproduction vinyl decal, black on white, “Caution do not push basket release wire when basket is turning” for Vendo V-39, shown full size	2.25
229.	Reproduction “Red Arrow” water release decal for marking bottle basket position on Vendo V-39, shown full size	1.75
230.	Reproduction water release decal, white on clear, “Remove bottle before inserting next nickel” for Jacobs Model 26 and 35	2.25
231.	Reproduction water release decal, white on clear, “Insert Nickel Here” for Jacobs Model 26 and 35	2.25
232.	Reproduction water release decal, white on clear, “When coin stops—turn arrow” for Jacobs Model 26	2.25
233-CC	Reproduction “Have a Coke/Empty” white on red, vinyl decal for split door VMC 27, 27a and 33, 3-1/4" x 1-1/2"	3.25
234-CC	Reproduction “Have a Coke” white or red on clear, water release decal for Vendo V-56 bottle door. Specify color	3.85
235.	Reproduction “Bent Coin Release” water release decal on 3 lines. Used on Vendorlator VMC 44 and Cavalier CS-72, 96 & others. Specify: red or white on clear..... Also available in die-cut vinyl. Specify color	2.25 2.25
236.	Reproduction “Bottle Storage” w/arrow, white on clear water release decal for Vendo V-23	3.25
237.	Reproduction “Coin Return” & “Bottle Opener” water release decals—each on 2 lines. Used on Cavalier CS-72 & 96 (red) and Vendo or Vendorlator V-44 (white) as well as many others. Red or white on clear (specify)	4.50 4.50
238.	Reproduction “Coin Return” & “Bottle Opener” white on clear water release decals for Vendo V-39 and many others. “Bottle Opener” decal is also available in yellow or black on clear for one piece Vendorlator doors. Used in conjunction with decals #274 & 275. Shown full size. Specify color..... Also available in white die-cut vinyl only	4.50 4.50
239.	Reproduction “Coin Return” white on clear water release decal for Jacobs 26 & 35, shown full size	2.25
240.	Reproduction “Do not deposit coin if bottles are not visible” white or red on clear water release decal for Vendo V-56, 81 & 110 (Also Vendorlator & Cavalier Models). Specify color	3.25 3.25
241.	Reproduction “Empty” red on white water release decal for Vendo Coin Changer. (Model with empty window)	2.75
242.	Reproduction “For Nickels Insert . . .” instruction decal for Vendo Coin Changer. Water release white on red background.....	4.50
243-CC	Reproduction arrow with “Coke” inside, red or white on clear water release decal to mark bottle openings in Vendo V-56, V-81 or V-110. Specify color	2.50
244.	Reproduction “Lift Door . . . Remove Bottle” red on clear water release decal for Vendo V-83 bottle door	5.00

245.	Reproduction polished stainless steel faceplate with plexiglass inserts to fit Cavalier CS-72 & 96. Just the faceplate with your choice of 5¢ or 10¢ instruction decal (specify which one) is \$28. Just the plexiglass inserts with the “Have a Coke” and “Use Correct Change Only” decals already applied are \$18/pair. The complete set is	50.00
246-CC	Reproduction water transfer Hand and Bottle decal. Can be used on all machines. 246A-CC 13-7/8"	16.60
	246B-CC 10-1/2"	15.50
247-CC.	Reproduction water transfer Sprite Boy decal. Can be used on all machines. 247A-CC 10-1/2"	16.50
	247B-CC 8"	15.50
	247C-CC 6"	temporarily out of stock
248.	Reproduction water release decal, white on red background, “10¢ Insert Two Nickels Or One Dime.” For any machine—especially Vendorlators. Measures 4" x 4"	3.25
249.	Reproduction water release decal, white on red background, “10¢ Insert Dime Or Two Nickels, Press Handle, Remove Bottle.” For many machines—especially Vendorlators. Measures 4" x 4"	3.25
250.	Reproduction water release decal, white on red background, “5¢ Insert Nickel, Press Handle, Remove Bottle.” For many machines—especially Vendorlators. Measures 4" x 4"	3.25
251.	Reproduction water release decal, white on red background, “10¢ Deposit 2 Nickels Or Dime Or Quarter, Your Correct Change Automatically Returned Below.” For many machines—especially Vendorlators. Shown full size	3.25
252.	Reproduction 10¢ Coin Entry Plate (aluminum) for Glasco “slider” coin boxes. Like original—screws down. Shown full size	10.50
253.	Reproduction 5¢ or 10¢ Coin Entry Plate (aluminum) for Ideal “slider” coin boxes. Like original—screws down. Shown full size - Specify 5¢ or 10¢	9.50
254.	Reproduction Operating Instruction Plate (aluminum) for Westinghouse BV-56. Like original—screws down. Shown full size	11.00
255.	Reproduction Operating Instruction Plate (aluminum) for Vendo V-23. Mounts under coin entry bezel like original. Shown full size	10.00
256.	Pop Corn Machine decals reproduced in the latest multi-color vinyl technology. All decals are die-cut and easier to apply than the former water release version (see item #349 to aid in application). Fresh Hot Serve Yourself It's Hot n' Fresh Pop Corn Sez: Hold Bag Under Spout & Lift Lid 10¢ Pop Corn man w/cane—has corn cob body.	Red & black 10-3/8" x 7-1/8" Black & red 9-1/2" x 6" Black & red 12" x 1-5/8" Black 4-1/4" x 1-1/4" Red 1" Dia. 10" x 5-1/4" Green, yellow, red, white, black.
	This item sold as a set. Enough to do one machine. Includes two (2) each of most of the above	55.00
272-CC.	Reproduction “Have a Coke/Sold Out” white on red, water release decal for Cavalier C-51	3.25

273-CC.	Reproduction “Have a Coke/Empty” silver on yellow, water release decal for Vendorlator VMC 27 & 33 with one piece door, 72 and others	3.25
274.	Reproduction “Coin Here” in rectangular border with arrow, water release decal for Vendorlator VMC 27 & 33 (with one piece door), 72 and others. Yellow, black or white on clear....specify	2.25
275.	Reproduction “Coin Return” in rectangular border with arrow, water release decal for Vendorlator VMC 27 & 33 (with one piece door), 72 and others. Yellow, black or white on clear....specify	2.25
276.	Reproduction “Coin Returns Here” in rectangular arrow border, white on clear, water release decal for Vendo V-81 & V-110 with small coin door.....	2.25
277.	Reproduction “Open Bottle Here” in rectangular arrow border, white on clear, water release decal for Vendo V-81 & V-110 with small coin door.....	2.25
278.	Reproduction “Serve Yourself” water release decal in wavy banner shape—measures 3” x 14-3/4”. Used primarily on large Vendorlator machines such as the VMC 139 & 149, but will also work for Vendo and Westinghouse Vertical 6-case machines. Specify yellow or white on clear	5.50
279.	Reproduction instruction water release decal for the front of Vendorlator VMC 139, 149 and others. Includes the “Turn Arrow” decal. Yellow on clear	4.50
280.	Reproduction “Coin Return” & “Bottle Opener” water release decals for larger cabinet machines such as Vendo V-83 and others. Shown full size—specify white or red on clear	each 2.25
281.	Reproduction “10¢ This Machine Equipped with Changer!” red on yellow water release decal for Vendorlator machines that give change. Measures 3-1/4” x 8-3/4”	4.50
283.	Reproduction Coin Entry Plate decal for Westinghouse WC-42T & WC-96T. Comes with separate 10¢ decal. Like original—adhesive-backed metal.....	6.50
284.	Reproduction Coin Entry Plate decal for Westinghouse WC-44SK & WC-96SK. Like original—adhesive-backed metal	5.50
285.	Reproduction Coin Entry Plate decal for Vendorlator VMC 88. Like original—adhesive-backed metal. 10¢ only	5.50
286.	Reproduction Coin Entry Plate decal for Vendo V-63, V-90 & V-126. Like original—adhesive-backed metal. Specify 5¢ or 10¢	5.50
287-CC.	Reproduction “Have a Coke” red on clear water release decal for bottle gates of Cavalier CS-72, CS-96, and others	3.25
288-CC.	Reproduction “Things Go Better With Coke” red on clear water release decal, 9-1/2” x 8”, as found on the sides of many models of “square corner” Vendo, Westinghouse, and Cavalier machines built from 1964 thru 1968	pair 22.00
289.	Reproduction 3 color water transfer decal for many models of machines equipped with National Rejectors coin mechanisms that accept 10¢ and do not give change	5.50
290.	Reproduction 3 color water transfer decal for many models of machines equipped with National Rejectors coin mechanisms that accept 10¢ but accept nickels, dimes, or quarters and give change.....	5.50
291.	Reproduction 3 color water transfer decal for machines that have an exterior National Rejectors Model 4404 penny box attached	5.50
292.	Reproduction Westinghouse logo water transfer decal to replace broken cast logos on coolers and machines or for later “square corner” models. 5” long, specify red or white on clear	4.50
293.	Reproduction Coin Entry Plate decal for Westinghouse WC-78 & WC-102(had select knob). Black and silver adhesive-backed metal, 8” x 2”	5.50
294.	Reproduction water transfer decal, “10¢ insert dime only after coin stops lift door remove bottle.” Used on Vendo V-83. Shown full size—red on clear or white on clear background—specify color	3.25
295.	Reproduction water transfer decal, white on clear background, “10¢ (1) insert two nickels or one dime (2) push handle down (3) receive bottle below.” For many machines—especially Vendorlators. Shown full size	3.25
296.	Reproduction water transfer decal, red on white background, “Sold Out” for Vendo V-23. Shown full size	3.25

297-CC.	Reproduction white vinyl decal with the “fishtail” logo. The slogan “Drink Coca-Cola” is die-cut out of the fishtail so whatever the background color, that’s the color “Drink Coca-Cola” will be. Small size (297a-CC)–14” x 6 1/2”–used on late model V-23 and others will continue to be sold as red on white water release decal until supplies are gone. Large size (297b-CC) 21-1/2” x 9-1/2”–used on Ideal and Glasco “Sliders.”	
	297a-CC	17.50
	297b-CC	22.00
298.	Reproduction aluminum faceplate with plexiglass inserts that say “Have a Coke”, “Use Correct Change Only”, and “Sold Out” (3 each) for the Cavalier CS-124. Does not include the red “Sold Out” buttons (see part #121), pricing decal, or flavor decals at this time. Comes with adhesive back	93.50
299.	Reproduction “Please Return Empty Bottles To Rack” water release decal in white on clear for all models. Shown full size	3.25
300.	Reproduction “Sold Out” water release decal, black on white, for pre and post-WWII Vendo “spin-top” machines and V-83	3.25
301-CC.	Reproduction “Have a Coke” vinyl decal, red on clear, for the bottle openings of 1960’s square corner, slant shelf model Vendo machines	3.25
302-CC.	Reproduction “Have a Coke” water release decal, red on white, for the plexiglass window to the left of the coin entry bezel on some 1960’s square corner models. Measures 3 3/16” x 1 7/16” overall	3.25
303-CC.	Same as #302-CC only larger. Measures 3 1/2” x 2 1/8”	3.25
304-CC.	Reproduction “Drink Coca-Cola Serve Yourself” water release decal for the sides of the coin tower on post-WWII Vendo spin-top machines, for example, V-59. Shown full size in white on red	5.00
305.	Reproduction “Trade-Mark®” water release decal for marking the underside of post-WWII chest cooler lids and others. Specify white, red, or black on clear	2.25
306.	Reproduction “Reg. U.S. Pat. Off.” water release decal for marking the sides of the Dole “outboard motor” shaped fountain dispensers and others. Specify white, red, or black on clear	2.25
307-CC.	Reproduction “Have a Coke” white on clear water release decal, 13” x 1 3/4” single line, as found on the sides of Vendo V-83, V-110, and Vertical 6-case	pair 22.00
308.	Reproduction “Warning!..” water release decal, red on white, to go on the front of the coin hopper of Vendo Coin Changer	4.50
309.	Reproduction “Full Load Reset” with red arrow water release decal for Vendo V-83	3.25
310.	Reproduction “Partial Load Reset” with red arrow water release decal for Vendo V-83	3.25
311-CC.	Reproduction “Drink Coca-Cola” water release decal, white on red background, for the back illuminated cover on post-WWII coolers that had the viewing port on top (e.g., WE-6). Measures 6 5/8” x 1 5/8” and can be trimmed for smaller openings	5.00
312-CC.	Reproduction “Have a Coke” red vinyl die-cut decals for the sides of most square corner models built from 1959 to 1964. Must be applied to white background. Measures 10 1/8” x 4 1/4”	pair 30.75
313.	Reproduction instruction water release decal for the front of the coin tower on pre-WWII Vendo “Spin-top” models. Shown full size in red, white, and black colors	5.50
314.	5 CENTS and 10 CENTS white or red vinyl decal for all models. Measures 6” high x 8” wide. Specify denomination and color.	7.25
315.	Replacement “Cavalier” vinyl decal for all 60’s models & up. Measures 3/4” x 4 3/4”	4.50
316.	Reproduction “Enjoy That Refreshing New Feeling” vinyl decal. Initially, we are offering a red strip that measures 2 3/4” x 13 13/16” with the letters reversed out (meant to go on white surface) for the Cavalier C-55D sign. Also available as green vinyl letters 11” long for the Cavalier CS-64, etc. Specify which decal	7.75

335.	Reproduction 10¢ or 15¢ Coin Entry decal for 1959-60's (square corner) Vendo V-56. Like original—adhesive-backed die cut metal. Shown full size. Must indicate choice—a or b	8.25
336.	Reproduction “Bent Coin Return” Plate (aluminum) for Ideal “slider” coin boxes. Like original—screws down. Shown full size	7.25
337.	Reproduction 10¢ Coin Entry Plate (aluminum) for one version of Ideal “slider” coin box. Like original—screws down. Shown full size	9.25
338.	Reproduction “Do Not Deposit Coins If Bottles Are Not Visible Behind Door” white on clear water release 2-line version of decal #240. Used on Vendo V-56 and others. Measures 8 3/4” x 1”	3.25
339.	Reproduction National Rejectors Patent Notice black and white vinyl decal to fit most small coin door style coin mechs, e.g., V-23, V-39, V-81, VMC 27, 27a, 33, C-51 and many others.....	2.75
340.	Reproduction National Rejectors Patent Notice black and white vinyl decal to fit most large coin door style coin mechs, e.g., V-44, V-56, V-81 and many others.....	2.75
341.	Reproduction National Rejectors “World Globe” decal to fit all their coin mechs. Red, black, yellow, and white die-cut vinyl decal	3.85
342.	Reproduction 10¢ coin entry red on white vinyl decal used behind the right side plexi window on many Cavalier 60's models with glass bottle doors. Comes as part of item #29m	3.25
343.	Same as decal #342 except for models without glass bottle door	3.25
344.	Reproduction black on chrome vinyl decal for the coin door of some 60's Vendo & Vendorlator V-56. Decal measures 3 1/8” x 15 1/4”. Specify “Vendo” or “Vendorlator”	41.75
	Note: Other color combinations available for other brand machines, e.g., red & blue on white and blue on white—specify.....	33.00
345.	Replacement gold vinyl overlay for the coin entry panel of 60's Vendo V-63, V-90, and V-126. Decal measures 2” x 16 3/8”. Specify version a or b	30.75
346.	New snow capped “ICE COLD” diecut vinyl letters for enhancing many models. Choose from 2 sizes—3” x 18” or 2 1/8” x 13”—and 2 colors, e.g., yellow letters and white snowcaps or red letters and yellow snowcaps or you make up your own combination. Large	12.00
	Small	10.00
347-CC.	Reproduction “Drink Coca-Cola” red disk vinyl decal. The disk is red with white letters and black shading. 6” dia.	15.50
	8” dia.	20.00
348-CC.	Reproduction Hand and Cup vinyl decal for use on cup machines and fountain dispensers. Decal consists of several different colors similar to Hand and Bottle decal. Dimension of Hand & Cup is 7” wide x 8” high with “Refresh Yourself” and “Have a Coke” lettering in dark green	26.50
800-CC.	Reproduction Hand and Can vinyl decal for use on can machines. Decal consists of several different colors similar to Hand and Bottle decal	soon
801.	Reproduction “Obtain Nickels Below...” coin entry decal for Vendo Coin Changer without “Empty” window. Water release black and white on clear background	4.50
802.	Reproduction “Westinghouse” logo vinyl decal as found on 60's and 70's models. Specify red or white letters	8.25
803.	Reproduction “COIN RETURNS HERE” and “OPEN BOTTLE HERE” white on clear water release decals for many models. Shown full size. \$4.00/pair or	each 2.25
804.	Reproduction water release decal, white on clear, “Remove bottle before inserting next dime” for Jacobs Model 26 and 35	2.25
805.	Reproduction water release decal, white on clear, “Insert Dime Here” for Jacobs Model 26 and 35	2.25
806.	Reproduction “Caution oil vend motor every 6 months with SAE #10 oil” vinyl decal, red on white, for Vendo V-80, V-144, V-216, and others	3.25

807. Reproduction “5¢” black on clear water release decal for all models, in particular, fountain dispensers. Shown full size	3.25
808. Reproduction “10¢” black on clear water release decal for all models, in particular, fountain dispensers. Shown full size	3.25
809. Reproduction “Caution Do Not Use Salt With Ice” black on white background water release decal for fountain dispensers. Shown full size	3.25
810. Reproduction “Caution: Disconnect Electric Cord Before Doing Any Work on Dispenser” black on clear water release decal for some fountain dispensers. Shown full size	3.25
811. Reproduction “Keep Well Iced. Do Not Use Salt With Ice–Clean Inside Of Dispenser Thoroughly Once A Week” black on clear water release decal for some fountain dispensers. Shown full size	3.25
812. Reproduction “For Best Results: Do not load hot bottles in carrier. Always reload from pre-cool compartment” black on white background vinyl decal for VMC 27a and 33. Shown full size	4.50
 813. Reproduction “Vendo” logo water release decal in red or white for primarily 60’s model Vendos. Comes in 2 1/4” or 1 1/8” length. Specify size and color	3.50
 814. Reproduction “ICE COLD” vinyl decal for the unembossed version of the stainless steel cover to the agitator motor of various postwar wet coolers, e.g., Westinghouse WE-6. White letters with silver outline on red background	11.00
 815. Reproduction “ATLAS” red vinyl decal	5.50
 816. Reproduction “QUIKOLD” multi-color vinyl decal. Measures 2 1/2” x 1 1/2”	10.50

Vinyl Decals

Note 1: The following decals have been produced to fit perfectly on top of the embossed lettering found on many vintage Coca-Cola machines. They will eliminate the need to handpaint the letters and will give consistent results time after time. They will eventually be available for all the most popular models in both white and red colors. Call for availability and price.

Note 2: There were two different dies used to emboss the pre-WWII Junior, Standard, and Master coolers. Specify either earlier or later style as illustrated on page 53.

- 349. Vinyl decal application fluid that allows vinyl decals to be correctly positioned. After positioned, decal must be squeegeed with a vinyl squeegee (part #21) and allowed to dry. 4 fl. oz. spray bottle3.25
- 350-CC. Reproduction “Drink Coca-Cola” and “Ice Cold” white vinyl decals for all four sides of the pre-WWII Junior cooler. The set consists of 6 decals with the underside of the lid being optional at an additional \$20 ea. (initially, only the later style for underneath lid is available). See Note 2 above93.50
- 351-CC. Same as 350-CC except fits the pre-WWII Standard cooler (cooler is 31” long). Specify whether cooler is “Open” or “Closed” front (closed front requires an additional “Ice Cold” decal). See 350-CC for lid decals. See Note 2 above93.50
- 352-CC. Same as 350-CC except fits the pre-WWII Master cooler (cooler is 42” long). Specify whether cooler is “Open” or “Closed” front (closed front requires an additional “Ice Cold” decal). The “Drink Coca-Cola/ICE COLD” decals for underneath the lids are available for \$20 ea. (initially, only the later style for the lid is available). See Note 2 above.99.00
- 353-CC. Reproduction “Drink Coca-Cola In Bottles” vinyl decal for front door of Vendo V-39. Specify white or red color and add additional \$3.50 if the word “Vendo” is needed for the bottom of the door. Add \$4.50 if the words “Ice Cold” are needed for the bottom of the door.38.50
- 354-CC. Reproduction “Drink Cola-Cola In Bottles” vinyl decal for front door of all red Vendo V-81 (small coin door style with smaller lettering). Specify white or red color and add additional \$3.50 if the word “Vendo” is needed for the bottom of the door38.50
- 355-CC. Reproduction “Drink Coca-Cola In Bottles” vinyl decal for the front door of white-top Vendo V-81 & V-80 (large coin door style with larger lettering that measures 13 1/2” x 6 1/2”). Only available in red color. Add additional \$3.50 if the word “Vendo” is needed for the bottom of the door38.50
- 356-CC. Reproduction “Drink Coca-Cola” vinyl decal for the front door of Vendo V-83, Vertical 6-case, and V-110 (built before 1956). Specify red or white color and add \$4.50 if “Ice Cold” is needed for the bottom of the door. Those models with “In Bottles” will be supplied those additional letters. Specify38.50
- 357-CC. Reproduction “Drink Coca-Cola” vinyl decal for the front door of Vendo and Vendorlator V-44. Only available in red color. Add \$3.50 if the word “Vendo” is needed for the bottom of the door.38.50
- 358-CC. Reproduction “Drink Coca-Cola” vinyl decal for the front door of the Cavalier CS-72 and CS-96. Initially only the later style lettering (measures 12” wide) will be available and only in red color38.50
- 359-CC. Reproduction “Drink Coca-Cola”, “Ice Cold” and “Have a Coke” white vinyl decals for all four sides and back lid of the post-WWII Westinghouse WE-6 chest cooler and similar size Westinghouse models. Will also work on postwar Cavalier models. For Giant model coolers and others with split lettering on rear, call for price and availability as there is an upcharge.....110.00

Vinyl Decals (cont'd)

- 360-CC. Reproduction "Drink Coca-Cola In Bottles" red vinyl decal for the front door of Vendo Vertical 6-case and V-110 (built after 1955). Add \$3.50 if the word "Vendo" is needed for the bottom of the door.....38.50
- 361-CC. Reproduction "Drink Coca-Cola In Bottles" vinyl decal for the front door of early model Cavalier C-51. Specify if later version without "In Bottles" is needed. Add \$4.50 if the words "Ice Cold" are needed for the bottom of the door. Specify red or white for the top decal.....38.50
- 362-CC. Reproduction "Drink Coca-Cola in Bottles" white vinyl decal for embossed versions of Vendo V-23. Add \$3.50 if "Vendo" needed for bottom of front door38.50

The image shows the 'Earlier Style' Coca-Cola logo. It features the word 'Coca-Cola' in a classic, flowing script font. Above the 'Coca' part, the word 'DRINK' is written in a bold, sans-serif, all-caps font.

Earlier Style

The image shows the 'Later Style' Coca-Cola logo. It features the word 'Coca-Cola' in a classic, flowing script font. Above the 'Coca' part, the word 'DRINK' is written in a bold, sans-serif, all-caps font.

Later Style

Instruction Decals

257.	Bottle removal instruction decal for inside top lid of Glasco GBV-50 and Ideal "Sliders". 27" x 12-5/8", black on clear mylar adhesive-backed	13.25
258.	Reproduction Vendo V-81 & V-110 combined bottle loading instruction decal for inside door liner, self-adhesive vinyl	5.50
259.	Reproduction Vendo V-44 bottle loading instruction decal for inside door liner, self-adhesive vinyl	5.50
260.	Reproduction Vendo V-44 wiring diagram decal for inside door liner, self-adhesive vinyl	5.50
261.	Reproduction Vendo V-39 bottle loading instruction decal for inside door liner, self-adhesive vinyl	5.50
262.	Reproduction "Care and Maintenance" instruction decal for inside Vendo V-23 bottle storage compartment & door liners of many Vendo's, self-adhesive vinyl	5.50
263.	Reproduction Ideal "slider" loading and operation instruction decal for inside liner of side loading door, self-adhesive vinyl	5.50
264.	Reproduction Cavalier CS-72 and CS-96 bottle loading instruction decal for inside door liner, self-adhesive vinyl	5.50
265.	Reproduction Cavalier CS-72 and CS-96 wiring diagram decal for inside door liner, self-adhesive vinyl	5.50
266.	Reproduction Vendo Patent Notice decal for inside door liner of V-39, V-80, V-81 and others. Dated 10/55, self-adhesive vinyl	3.85
267.	Reproduction Vendorlator Model VMC 81 Patent Notice decal for inside door liner. Dated 10/56, self-adhesive vinyl	3.85
268.	Reproduction Vendo V-216, V-144 and V-80 bottle loading instruction decal for inside door liner, self-adhesive vinyl	5.50
269.	Reproduction Cavalier C-33 bottle loading instruction decal for inside front door, self-adhesive vinyl	4.50
270.	Reproduction Cavalier C-27 wiring diagram decal for inside front door, self-adhesive vinyl	4.50
271.	Menu board inserts. Black or red letters on clear plastic. You cut to fit your board. Numbers separate, so you can price. Sheet includes: Hot dogs, Hamburger, Cheeseburger, French Fries, Homemade Soup, Pie A La Mode, Ice Cream Sundae, Root Beer Float, Chicken Basket, Grilled Cheese, Ham Sandwich, Bacon, Egg, Toast, Coffee, Bean Soup, Chili. 7-UP, Pepsi, Coca-Cola (Written in script) Sheet (specify color)	20.00
282.	Reproduction "Instructions" decal for inside of front cover to Vendo Coin Changer. Measures 6" x 7", self-adhesive vinyl	5.50
494.	Reproduction Vendo V-56 bottle loading instruction decal for inside door liner, self-adhesive vinyl	5.50
495.	Reproduction Vendo V-56 wiring diagram decal for inside door liner, self-adhesive vinyl	5.50
496.	Reproduction Vendo Patent Notice decal for inside door liner. Dated 7/57, self-adhesive vinyl	3.85
497.	Reproduction Vendo Patent Notice decal for inside door liner. Dated 7/58, self-adhesive vinyl	3.85
498.	Reproduction Operation Instructions decal for underside of lid for Glascock Junior and Standard Ice Coolers. Printed on ivory colored card stock, decal will have to be glued to lid as was the original	5.50
499.	Reproduction Installation Instructions for the inside door liner of the Mills Model 45, self-adhesive vinyl	11.00

Instruction Decals (cont'd)


500.	Reproduction Westinghouse WC-44SK and WC-96SK bottle loading instruction decal for inside door liner, self-adhesive vinyl.....	5.50
501.	Reproduction Vendorlator VMC 72 bottle loading instruction decal for inside door liner, self-adhesive vinyl	5.50
502.	Reproduction Vendo-V-83 bottle loading instruction decal for inside door liner, self-adhesive vinyl	5.50
503.	Reproduction Vendo Vertical 6-case bottle loading instruction decal for inside door liner, self-adhesive vinyl	5.50
504.	Reproduction Vendorlator VMC 27, 27a, and 33 bottle drum timing instruction decal. Measures 5" x 5" and applies to back of coin door on solid door models. Self-adhesive vinyl	5.50
505.	Reproduction bottle loading instruction decal for inside door liner of 60's models Vendo/Vendorlator VF-56, self-adhesive vinyl	5.50
506.	Reproduction wiring diagram decal for inside door liner of 60's models Vendo/Vendorlator VF-56, self-adhesive vinyl	3.85
507.	Reproduction Patent Notice decal for inside door liner of 60's models Vendo/Vendorlator VF-56, self-adhesive vinyl	3.85
508.	Reproduction bottle loading instruction decal for the inside door liner of 60's models Vendo V-63, V-90, and V-126. Multi-color like the original, self-adhesive vinyl	8.25
509.	Reproduction wiring diagram decal for inside door liner of 60's models Vendo V-63, V-90, and V-126, self-adhesive vinyl	3.85
510.	Reproduction Patent Notice decal for inside door liner of 60's models Vendo V-63, V-90, and V-126, self-adhesive vinyl	3.85
511.	Reproduction bottle loading instruction decal for the inside door liner of the Pepsi lite-up Jacobs Model 56, self-adhesive vinyl	5.50
512.	Reproduction care and maintenance decal for the inside door liner of the Pepsi lite-up Jacobs Model 56, self-adhesive vinyl	5.50
	513. Reproduction Cavalier C-51 bottle loading instruction decal for inside door liner, self-adhesive vinyl	5.50
	514. Reproduction Vendo V-80 and V-144 wiring diagram decal for inside coin door, self-adhesive vinyl	5.50
	515. Wiring Diagram for CSS-64B.....	5.00

Flavor Strips and Decals

600. Replacement vinyl decals in various flavors for the actuator knob (part 58d) of late model Cavalier slant-shelf machines, e.g., USS-8-64 and USS-12-96. Decals measure 1" x 1" and include Classic Coca-Cola, Diet Coke, Sprite, Dr. Pepper, Pepsi, and otherseach 2.25
601. Replacement vinyl decals in various Coca-Cola brand flavors for the dispenser handle of various 60's model post-mix fountain dispensers, including Cornelius, Dole, and Multiplex.
Call for flavors and applications available..... call
- 602-CC. Reproduction flavor insert card for some 60's Cavalier models, e.g., CSS-64G, CSS-80G, CSS-96G, and others. One side says "Things Go Better With Coke" red on white card stock for machines loaded completely with Coke. Reverse side has 6 white oval areas on silver background for applying different flavor decals (use our decal #600 at discount price of \$1.50 ea. when ordered together with card). Card measures 6 1/4" wide x 4 3/4" high8.25
603. Replacement flavor strip inserts for virtually any make & model machine. These are original strips that fit behind selector windows, buttons, etc. In some cases strip will have to be trimmed to fit—specify width x height required. Specify flavor desired (we have a large selection of beverages) in can or bottle (when available)each 2.25

Lite-Up Sign Panels

Note: We will be reproducing a number of plexiglass sign panels for various 60's model Vendo, Cavalier, and other machines. Initially, we will do the smaller machines first and will not go beyond 1968 models. We only plan to do flat panels (no 3-dimensional StyleStar) as inserts into existing frames and light boxes. These are done in a silkscreen process exactly as the originals.

- 700-CC. Reproduction lite-up panel for the early model Vendo V-63 and V-90. Sign has red "Drink Coca-Cola" on a white background and measures 15 5/8" x 9 5/8 x 3/16" thick42.50
- 701-CC. Reproduction lite-up panel for the Cavalier CS-64 and others. Sign has red "Drink Coca-Cola" and green "Enjoy That Refreshing New Feeling" on white background and measures 13 1/2" x 7 1/2" x 1/8" thick42.50
- 702-CC. Reproduction lite-up panel for some Vendorlator VF-56 models, particularly those that were originally Pepsi models with 2-piece 3-dimensional lite-up signs. Sign has red "Drink Coca-Cola" and green "Enjoy That Refreshing New Feeling" on white background and measures 14 7/8" x 11" x 1/8" thick42.50
Note: If replacing 2-piece Pepsi sign, request additional 1/8" thick clear panel and add \$3.50 to the above price.
-  703-CC. Reproduction lite-up panel for the Cavalier CS-96. Sign has red "Drink Coca-Cola" and green "Enjoy That Refreshing New Feeling" on white background and measures 13 3/8" x 14 3/8" x 1/8" thick44.00