

# GE Cooking 10% Off Consumer Rebate—October 17 to November 13

Purchase a minimum of two eligible GE Profile™ Series, GE Café™ Series or GE® cooking appliances from October 17, 2013 to November 13, 2013 from a participating authorized GE retail dealer and, depending on the number and the type of eligible appliances purchased, receive a GE Visa® prepaid card for 10% of your GE cooking purchase\*—via mail-in fulfillment. See details and a list of eligible models\*\* below. This rebate cannot be combined with any other GE rebate.

## How to get your Visa prepaid card from GE

- Complete ALL information – including serial number for each product. Incomplete forms will not be processed.
- Include the retail invoice or sales slip (photocopy acceptable) which shows the model numbers and date of purchase.
- List the model numbers and serial numbers.
- Circle models purchased on list below.
- Rebate submission must be postmarked no later than December 12, 2013. Late submissions will not be accepted.
- Mail no later than December 12, 2013 to:**  
**GE Appliances Rebates**  
**Program #15006**  
**PO Box 5408**  
**Annapolis, MD 21403**  
**Allow 8-10 weeks to receive your rebate card.**
- Retain a copy of submitted materials for your records.

Your Name \_\_\_\_\_

Address \_\_\_\_\_

City \_\_\_\_\_

State \_\_\_\_\_ Zip \_\_\_\_\_

10-Digit Phone \_\_\_\_\_

Email Address \_\_\_\_\_

By providing your email address we will notify you when your rebate claim has been received via email.

GE Appliances takes your privacy seriously. All information you provide shall be held in strict accordance with GE Appliances' Privacy Policy ([www.geappliances.com/privacy/privacy\\_policy.html](http://www.geappliances.com/privacy/privacy_policy.html)).

## 30952/1-GE

I represent that \_\_\_\_\_ a minimum of two new GE cooking appliances (bubble in model numbers to the right) listed to the right were purchased for personal use and not for resale.

Rebate must be redeemed on appliances purchased for personal use. Multiple sales to apartments, builders, condominiums, subdivisions and wholesalers do not qualify. Only one of each over-the-range microwave per order qualifies as a purchase for personal use. Multiple orders of other products qualify for rebate. One GE cooking appliance rebate per household.

Offer void where prohibited, taxed, or restricted by law. Not transferable or redeemable for cash. Fraudulent submission of form could result in federal prosecution for mail fraud under the U.S. Mail Fraud Statutes (18 USC Section 1341 and 1342). This form must be included with your rebate request. Omission of sales receipt or any other required information will delay processing. Please allow eight to ten weeks from the time the rebate form is received for delivery of the rebate card. If not received after ten weeks, call **1-866-319-9259**, Monday-Friday: 8:00 AM - 12:00 PM EST; Saturday: 9:00 AM - 12:00 PM EST; and Sunday: 10:00 AM - 12:00 PM EST.

Cards are issued by Citibank, N.A. pursuant to a license from Visa U.S.A. Inc. and managed by Citi Prepaid Services. Cards will not have cash access and can be used everywhere Visa debit cards are accepted. This card is a Visa prepaid card. Each time you use the card the amount of the transaction will be deducted from the amount of your available balance. Terms and Conditions apply to the card, including a \$1.50 ATM access fee each time the card is used at a cash dispensing machine. The operator of the ATM or any network utilized to effect the transaction may also impose a fee. Subject to applicable law, a monthly maintenance fee of \$3 (USD) applies, but is waived for the first six months after the card is issued. No additional fees will be assessed once the card balance reaches zero. Cards can be used at merchants that accept Visa debit cards. GE reserves the right to substitute a check of equal value in lieu of a Visa prepaid card at its sole discretion.

I/we hereby understand and accept the above requirements for receipt of the Visa prepaid card rebate and I/we represent that all information provided on this document is accurate and not falsified.

Customer Signature \_\_\_\_\_ Date \_\_\_\_\_



## \*Rebate

\$\_\_\_\_\_ = 10% of purchase price of appliances (Must purchase at least two eligible appliances. All costs associated with taxes, installation and accessories do not qualify for rebate and should not be included in this calculation.)

You are required to enter model numbers and serial numbers below and indicate model numbers on list below.\*\* If you have not taken delivery of your appliance and do not expect to receive prior to December 12, 2013, please forward your claim now without serial number. You will be notified via postcard once we process your claim that we need your serial numbers. When you have your serial numbers, call 1-800-871-8893 for the claim to be processed. All serial numbers must be submitted by February 6, 2014 for rebate to be valid.

1	Model Number _____	Serial Number _____
2	Model Number _____	Serial Number _____
3	Model Number _____	Serial Number _____
4	Model Number _____	Serial Number _____

## Participating retailers.

Please mark where the appliances were purchased. Not available at Lowes, The Home Depot, Sears, Best Buy or other regional accounts.

- |   |   |
|---|---|
| <input type="checkbox"/> ABT Electronics                  | <input type="checkbox"/> Garner TV & Appliance          |
| <input type="checkbox"/> Airport Home Appliance           | <input type="checkbox"/> Gold Star Appliance & Lighting |
| <input type="checkbox"/> Albert Lee Appliance             | <input type="checkbox"/> Grand Appliance and TV         |
| <input type="checkbox"/> American TV                      | <input type="checkbox"/> Hahn Appliance Warehouse       |
| <input type="checkbox"/> Appliance Center of Toledo       | <input type="checkbox"/> John D Marcella Appliances     |
| <input type="checkbox"/> Appliance Factory Outlet         | <input type="checkbox"/> Lee & Jack's TV & Appliance    |
| <input type="checkbox"/> B & B Appliance Co               | <input type="checkbox"/> Manuel Joseph Appliance Center |
| <input type="checkbox"/> Big George's Home Appliance Mart | <input type="checkbox"/> Pearson's Appliance            |
| <input type="checkbox"/> Bill Smith Appliances            | <input type="checkbox"/> Recker & Boerger Appliances    |
| <input type="checkbox"/> Bonnycastle Appliance and TV     | <input type="checkbox"/> Rosner's TV & Appliance        |
| <input type="checkbox"/> Bray & Scarff                    | <input type="checkbox"/> Sargent Appliance Sales        |
| <input type="checkbox"/> Chenoweth Appliance              | <input type="checkbox"/> Slager Appliances              |
| <input type="checkbox"/> Christie's Appliance Co.         | <input type="checkbox"/> Snow Bros Appliance            |
| <input type="checkbox"/> Dick Van Dyke Appliance World    | <input type="checkbox"/> Spencer's TV & Appliance       |
| <input type="checkbox"/> Dormont Appliance Center         | <input type="checkbox"/> Spicher Appliances             |
| <input type="checkbox"/> East Coast Appliance Repair      | <input type="checkbox"/> Standard Appliance             |
| <input type="checkbox"/> Famous Tate Appliance            | <input type="checkbox"/> Texas Appliance                |
| <input type="checkbox"/> Fred's Appliance                 | <input type="checkbox"/> Van Vreede TV & Appliances     |
| <input type="checkbox"/> Friedman's Appliance             | <input type="checkbox"/> Warehouse Discount Center      |


## \*\* Eligible models. Please mark appliances purchased.

- |                                 |                                 |                                 |                                 |                                 |
|---------------------------------|---------------------------------|---------------------------------|---------------------------------|---------------------------------|
| <b>Wall ovens</b>               | <input type="checkbox"/> PK7500 | <input type="checkbox"/> JP336  | <input type="checkbox"/> PGP989 | <input type="checkbox"/> PGS908 |
| <input type="checkbox"/> CT918  | <input type="checkbox"/> PK916  | <input type="checkbox"/> JP356  | <input type="checkbox"/> PGP990 | <input type="checkbox"/> PGS920 |
| <input type="checkbox"/> CT959  | <input type="checkbox"/> PK956  | <input type="checkbox"/> JP656  | <input type="checkbox"/> PGP990 | <input type="checkbox"/> PGS950 |
| <input type="checkbox"/> JGRP20 | <input type="checkbox"/> PT900  | <input type="checkbox"/> PHP900 | <input type="checkbox"/> PGP990 | <input type="checkbox"/> PGS968 |
| <input type="checkbox"/> JK3000 | <input type="checkbox"/> PT916  | <input type="checkbox"/> PHP960 | <input type="checkbox"/> PGP990 | <input type="checkbox"/> PGS975 |
| <input type="checkbox"/> JK3500 | <input type="checkbox"/> PT920  | <input type="checkbox"/> PP912  | <input type="checkbox"/> P2S920 | <input type="checkbox"/> PGS975 |
| <input type="checkbox"/> JK5000 | <input type="checkbox"/> PT925  | <input type="checkbox"/> PP932  | <input type="checkbox"/> P2S920 | <input type="checkbox"/> PGS975 |
| <input type="checkbox"/> JK5500 | <input type="checkbox"/> PT956  | <input type="checkbox"/> PP944  | <input type="checkbox"/> P2S975 | <input type="checkbox"/> PGS975 |
| <input type="checkbox"/> JKP30  | <input type="checkbox"/> PT958  | <input type="checkbox"/> PP945  | <input type="checkbox"/> P2S975 | <input type="checkbox"/> PGS975 |
| <input type="checkbox"/> JKP55  | <input type="checkbox"/> PT960  | <input type="checkbox"/> PP962  | <input type="checkbox"/> P2S975 | <input type="checkbox"/> PGS975 |
| <input type="checkbox"/> JKP70  | <input type="checkbox"/> PT970  | <input type="checkbox"/> PP975  | <input type="checkbox"/> P2S975 | <input type="checkbox"/> PGS975 |
| <input type="checkbox"/> JKP75  | <input type="checkbox"/> PT7050 | <input type="checkbox"/> PP989  | <input type="checkbox"/> P2S975 | <input type="checkbox"/> PGS975 |
| <input type="checkbox"/> JKP90  | <input type="checkbox"/> PT7550 | <input type="checkbox"/> PGP943 | <input type="checkbox"/> P2S975 | <input type="checkbox"/> PGS975 |
| <input type="checkbox"/> JRP20  | <input type="checkbox"/> PT9050 | <input type="checkbox"/> PGP950 | <input type="checkbox"/> P2S975 | <input type="checkbox"/> PGS975 |
| <input type="checkbox"/> JRP28  | <input type="checkbox"/> PT9550 | <input type="checkbox"/> PGP950 | <input type="checkbox"/> P2S975 | <input type="checkbox"/> PGS975 |
| <input type="checkbox"/> JT3000 | <input type="checkbox"/> PT9550 | <input type="checkbox"/> PGP950 | <input type="checkbox"/> P2S975 | <input type="checkbox"/> PGS975 |
| <input type="checkbox"/> JT3500 | <input type="checkbox"/> PT9550 | <input type="checkbox"/> PGP950 | <input type="checkbox"/> P2S975 | <input type="checkbox"/> PGS975 |
| <input type="checkbox"/> JT5000 | <input type="checkbox"/> PT9550 | <input type="checkbox"/> PGP950 | <input type="checkbox"/> P2S975 | <input type="checkbox"/> PGS975 |
| <input type="checkbox"/> JT5500 | <input type="checkbox"/> PT9550 | <input type="checkbox"/> PGP950 | <input type="checkbox"/> P2S975 | <input type="checkbox"/> PGS975 |
| <input type="checkbox"/> JTP30  | <input type="checkbox"/> PJ7000 | <input type="checkbox"/> PGP943 | <input type="checkbox"/> P2S975 | <input type="checkbox"/> PGS975 |
| <input type="checkbox"/> JTP31  | <input type="checkbox"/> PTD915 | <input type="checkbox"/> PGP953 | <input type="checkbox"/> P2S975 | <input type="checkbox"/> PGS975 |
| <input type="checkbox"/> JTP35  | <input type="checkbox"/> PW9000 | <input type="checkbox"/> PGP959 | <input type="checkbox"/> P2S975 | <input type="checkbox"/> PGS975 |
| <input type="checkbox"/> JTP55  | <input type="checkbox"/> PGP959 | <input type="checkbox"/> PGP966 | <input type="checkbox"/> P2S975 | <input type="checkbox"/> PGS975 |
| <input type="checkbox"/> JTP70  | <input type="checkbox"/> PGP966 | <input type="checkbox"/> PGP976 | <input type="checkbox"/> P2S975 | <input type="checkbox"/> PGS975 |
| <input type="checkbox"/> JTP75  | <input type="checkbox"/> CP350  | <input type="checkbox"/> PGP986 | <input type="checkbox"/> P2S975 | <input type="checkbox"/> PGS975 |
| <input type="checkbox"/> JTP90  | <input type="checkbox"/> CP650  | <input type="checkbox"/> PGP986 | <input type="checkbox"/> P2S975 | <input type="checkbox"/> PGS975 |
| <input type="checkbox"/> PK7000 | <input type="checkbox"/> CP650  | <input type="checkbox"/> PGP986 | <input type="checkbox"/> P2S975 | <input type="checkbox"/> PGS975 |

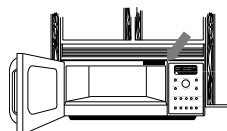
**\*\* Eligible models. Please mark appliances purchased. (cont)**

- |                             |                              |                              |                               |                               |                               |
|-----------------------------|------------------------------|------------------------------|-------------------------------|-------------------------------|-------------------------------|
| <input type="radio"/> JB250 | <input type="radio"/> JBP23  | <input type="radio"/> JGB281 | <input type="radio"/> PGB900  | <input type="radio"/> PSA9120 | <input type="radio"/> PNM1971 |
| <input type="radio"/> JB350 | <input type="radio"/> JBP28  | <input type="radio"/> JGB282 | <input type="radio"/> PGB910  | <input type="radio"/> PSA9240 | <input type="radio"/> PNM9196 |
| <input type="radio"/> JB400 | <input type="radio"/> JBP35  | <input type="radio"/> JGB285 | <input type="radio"/> PGB915  | <input type="radio"/> PSB1000 | <input type="radio"/> PVM1790 |
| <input type="radio"/> JB450 | <input type="radio"/> PB905  | <input type="radio"/> JGB296 | <input type="radio"/> PGB920  | <input type="radio"/> PSB1001 | <input type="radio"/> PVM1970 |
| <input type="radio"/> JB630 | <input type="radio"/> PB915  | <input type="radio"/> JGB600 | <input type="radio"/> PGB930  | <input type="radio"/> PSB1200 | <input type="radio"/> PVM2170 |
| <input type="radio"/> JB640 | <input type="radio"/> PB920  | <input type="radio"/> JGB630 | <input type="radio"/> PGB935  | <input type="radio"/> PSB1201 | <input type="radio"/> PVM9179 |
| <input type="radio"/> JB645 | <input type="radio"/> PB930  | <input type="radio"/> JGB640 | <input type="radio"/> PGB940  | <input type="radio"/> PSB2200 | <input type="radio"/> PVM9195 |
| <input type="radio"/> JB650 | <input type="radio"/> PB950  | <input type="radio"/> JGB650 | <input type="radio"/> PGB945  | <input type="radio"/> PSB2201 | <input type="radio"/> PVM9215 |
| <input type="radio"/> JB655 | <input type="radio"/> PB975  | <input type="radio"/> JGB690 | <input type="radio"/> PGB950  | <input type="radio"/> PSB9100 |                               |
| <input type="radio"/> JB680 | <input type="radio"/> PB978  | <input type="radio"/> JGB695 | <input type="radio"/> PGB980  | <input type="radio"/> PSB9120 |                               |
| <input type="radio"/> JB690 | <input type="radio"/> PHB920 | <input type="radio"/> JGB750 | <input type="radio"/> PGB995  | <input type="radio"/> PSB9240 |                               |
| <input type="radio"/> JB695 | <input type="radio"/> PHB925 | <input type="radio"/> JGB770 |                               |                               |                               |
| <input type="radio"/> JB705 |                              | <input type="radio"/> JGB810 | <b>Advantium®</b>             | <b>Over-the-range</b>         |                               |
| <input type="radio"/> JB740 | <b>Free-standing gas</b>     | <input type="radio"/> JGB840 | <b>ovens</b>                  | <b>microwave ovens</b>        |                               |
| <input type="radio"/> JB750 | <b>ranges</b>                | <input type="radio"/> JGB850 | <input type="radio"/> CSA1201 | <input type="radio"/> CVM1790 |                               |
| <input type="radio"/> JB850 | <input type="radio"/> CGS975 | <input type="radio"/> JGB870 | <input type="radio"/> PSA1200 | <input type="radio"/> JNM1951 |                               |
| <input type="radio"/> JB870 | <input type="radio"/> CGS985 | <input type="radio"/> JGBP27 | <input type="radio"/> PSA1201 | <input type="radio"/> JNM7196 |                               |
| <input type="radio"/> JBP15 | <input type="radio"/> CGS990 | <input type="radio"/> JGBP33 | <input type="radio"/> PSA2200 | <input type="radio"/> JVM1950 |                               |
|                             | <input type="radio"/> JGB250 |                              | <input type="radio"/> PSA2201 | <input type="radio"/> JVM7195 |                               |

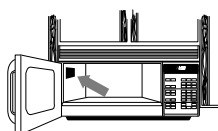
Sample model and serial number tag:



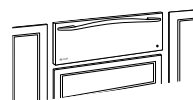
**How to locate the model and serial numbers on your appliance to get your rebate:**



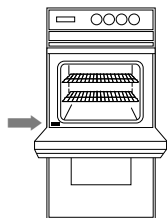
**Advantium ovens**  
Front edge (open door)



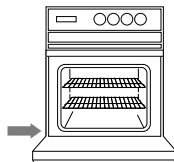
**Over-the-range microwave ovens**  
Left wall (open door)




**Warming drawers**  
Inside left wall.




**Double ovens**  
Lower left corner  
upper oven  
(open door)



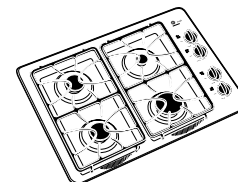
**Single ovens**  
Lower left corner  
(open door)



**Free-standing ranges**  
Lower left corner  
(open drawer/panel)



**Slide-in/drop-in ranges**  
Lower left corner  
(open door)



**Cooktops**  
Middle of underside

Any questions on locating your model number and serial number, please call the GE Answer Center® at 800.626.2000