APPLICATION

- Fits rectangular window openings.
- Shade opens from the bottom to the top.

Size Standards

Width	
Minimum (Non-Operable Sidelight)*	4"
Minimum (Operable)	8"
Maximum	174"
Maximum, end mount	36"
Maximum, end mount with support cord	48"
Height	
Minimum	6"
Maximum	
All fabrics except those listed below	144"
Commercial ⅜" Semi-Opaque	138"
Elite Eclipse™ ¾" Opaque, Opalessence Eclipse™ ¾" Opaque, Commercial ¾" fabrics, Batiste ¾" Semi-Opaque fabrics	174"
Elite™, Panache™ ¾" and Opalessence™ ¾" Semi-Opaque fabrics	192"
Maximum Area†	**sq.ft.**
All fabrics except those listed below	60
All Eclipse™ Opaque, Batiste ¾" Semi-Opaque, Royale ¾" Semi-Opaque, Commercial ¾" Opaque, Double and Phenomena™ Triple Honeycomb fabrics	40

See page DU-50 for Sidelights.

†For shades with increased square footage, see Duette® with EasyRise™ specifications.

Finished Dimensions

(All allowances are taken from ordered dimensions and may vary slightly by fabricator)

Inside (IB) Mount	
Headrail unit	-3/16"
Shade height	ordered height
Fabric width	-⅜"
Outside (OB) Mount	
Headrail unit	ordered width
Shade height	ordered height
Fabric width	-3/16"
End (EB) Mount	
Headrail unit	-3/16"
Shade height	ordered height
Fabric width	-⅜"

Mounting Requirements

⅜" Pleat	
Inside (IB) Mount	
Minimum mounting depth:	
Standard installation bracket	1"
Swivel bracket	½"
Minimum mounting depth, flush mount:	
Standard installation bracket	1⅝"
Swivel bracket	1¼"
End mount bracket	1¼"
Outside (OB) Mount	
Minimum flat vertical surface:	
Standard installation bracket	⅝"
Wall mount bracket	⅞"
¾" Pleat, Double Honeycomb, Phenomena™ Triple Honeycomb	
Inside (IB) Mount	
Minimum mounting depth:	
Standard installation bracket	1"
Swivel bracket	½"
Minimum mounting depth, flush mount:	
Standard installation bracket	2⅜"
Swivel bracket	2"
End mount bracket	2"
Outside (OB) Mount	
Minimum flat vertical surface:	
Standard installation bracket	1"
Wall mount bracket	⅞"

Hardware Included

Installation brackets

Optional Features

No Charge – Specify on Order
Swivel brackets
End mount brackets
Wall mount brackets
Spacer blocks
Extension brackets
Hold-down brackets
Surcharge – Specify on Order
Cut-outs (see page DU-63)

HOW TO PRICE

- **Important Note!** All base prices are predicated on Ordered Dimensions, not Finished Dimensions.
- Base prices shown on price charts A1 to A8 (see pages DU-9 through DU-16).

EXCLUSIONS

- 1¼" pleat fabrics are not available.

ORDERING CHECKLIST

✔ Specify inside (IB), outside (OB) or end (EB) mount.

✔ Specify left- or right-side lift cord.

✔ Specify on order form if arch is over Cordlock Standard shade.

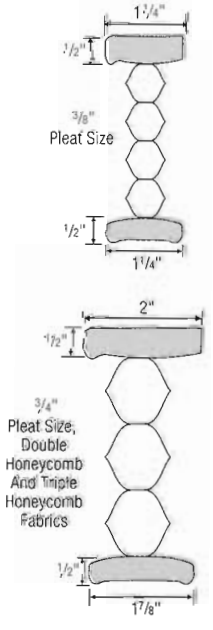



Cordlock Top-Down and Top-Down/Bottom-Up Product Specifications

DUETTE® HONEYCOMB SHADES

APPLICATION

- Fits rectangular window openings.
- Top-Down: shade opens from the top to the bottom.
- Top-Down: available with Two-On-One Headrail option.
- Top-Down/Bottom-Up: shade opens either from the top to the bottom or from the bottom to the top.
- Top-Down/Bottom-Up shades will feature a breakaway cord stop.

Size Standards
(Top-Down)

Width	
Minimum*	8"
Maximum	174"
Maximum, end mount	36"
Maximum, end mount with support cord	48"
Height	
Minimum	6"
Maximum All fabrics except those listed below	144"
Commercial ⅜" Semi-Opaque	138"
Elite Eclipse™ ¾" Opaque, Opalessence Eclipse™ ¾" Opaque, Commercial ¾" and Batiste ¾" Semi-Opaque fabrics	174"
Elite™, Panache™ ¾" and Opalessence™ ¾" Semi-Opaque fabrics	192"
Maximum Area	**sq.ft.**
All fabrics except those listed below	60
All Eclipse™ Opaque, Batiste ¾" Semi-Opaque, Royale ¾" Semi-Opaque, Commercial ¾" Opaque, Double and Phenomena™ Triple Honeycomb fabrics	40

**Minimum width of 12" recommended for Double Honeycomb and Phenomena Triple Honeycomb fabrics.*

Size Standards
(Top-Down/Bottom-Up)

Width	
Minimum	12"
Maximum All fabrics except those listed below	108"
Double and Phenomena Triple Honeycomb	84"
Maximum, end mount	36"
Maximum, end mount with support cord	48"
Height	
Minimum	6"
Maximum	108"
Maximum Area	**sq.ft.**
All fabrics except those listed below	48
Classic Eclipse™ ⅜" Opaque, Elite Eclipse ¾" Opaque, Opalessence Eclipse ¾" Opaque, Commercial ¾" Opaque, Batiste ¾" Semi-Opaque, Royale ¾" and Double and Phenomena Triple Honeycomb fabrics	40

Mounting Requirements

Same as Cordlock Standard shades (see page DU-31)

Hardware Included

Installation brackets

Finished Dimensions
(All allowances are taken from ordered dimensions and may vary slightly by fabricator)

Inside (IB) Mount	
Headrail unit	-3/16"
Shade height	ordered height
Fabric width	-⅜"
Outside (OB) Mount	
Headrail unit	ordered width
Shade height	ordered height
Fabric width	-3/16"
End (EB) Mount	
Headrail unit	-3/16"
Shade height	ordered height
Fabric width	-⅜"

Optional Features

No Charge – Specify on Order
Swivel brackets
End mount brackets
Wall mount brackets
Spacer blocks
Extension brackets
Hold-down brackets

HOW TO PRICE

- **Important Note!** All base prices are predicated on Ordered Dimensions, not Finished Dimensions.
- Add Top-Down or Top-Down/Bottom-Up surcharge to Cordlock Standard base prices shown on price charts A1 to A8 (see pages DU-9 through DU-16).

EXCLUSIONS

- 1¼" pleat is not available.

ORDERING CHECKLIST

✔ Specify inside (IB), outside (OB) or end (EB) mount.

✔ Top-Down: specify left- or right-side Tilt cord.

✔ Specify on order form if arch is over Top-Down or Top-Down/Bottom-Up shade.

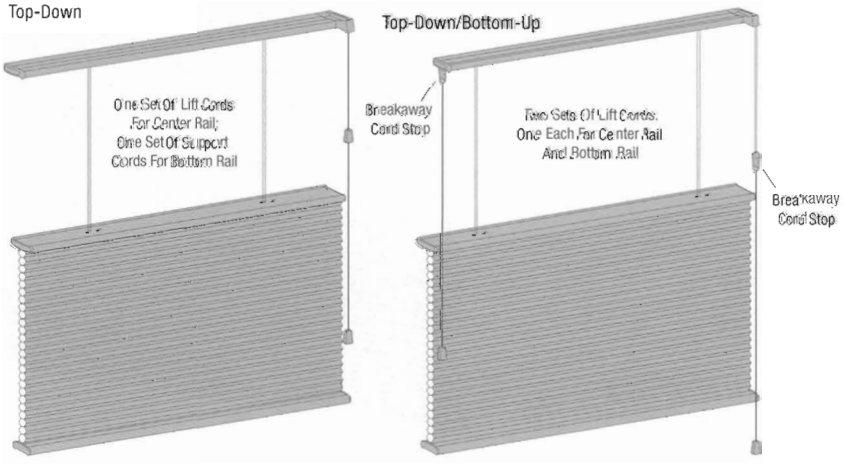

APPLICATION

- Fits rectangular window openings.
- Shade opens from the bottom to the top using a retractable cord.
- Cord length always remains constant.

Size Standards

Width	
Minimum	12"
Maximum	120"
Maximum, end mount	36"
Height	
Minimum	6"
Maximum	120"
Maximum Area	**sq.ft.**
All fabrics except those listed below	100
Batiste ¾" Semi-Opaque fabrics	85
Batiste Textured 1¼" Semi-Opaque	80
Opalessence Eclipse™ ¾" Opaque	75
Expressions™ ¾" Semi-Sheer, Royale Textured™ ¾" Semi-Opaque, Majestic™ 1¼", Panache Encore™ Double Honeycomb and Classic Eclipse™ ⅜" Opaque fabrics	65
Royale Refined™ ¾" Semi-Opaque	60
Royale Refined Eclipse™ ¾" Opaque	50

Note: For shades with increased square footage, see Duette® with EasyRise™ specifications on page DU-45.

Mounting Requirements

Inside (IB) Mount	
Minimum mounting depth:	
1¼" installation bracket	1¾"
¾" installation bracket	¾"
¾" end mount bracket	1⅝"
⅜" installation bracket	⅞"
⅜" end mount bracket	1¼"
Minimum mounting depth, flush mount:	
1¼" installation bracket	3⅛"
¾" installation bracket	2¼"
¾" end mount bracket	2¼"
⅜" installation bracket	1⅝"
⅜" end mount bracket	1⅝"
Outside (OB) Mount	
Minimum flat vertical surface	⅝"

Note: End mount is not an option on the 1¼" pleat.

Finished Dimensions

(All allowances are taken from ordered dimensions and may vary slightly by fabricator)

Inside (IB) Mount	
Headrail unit	-3/16"
Shade height	ordered height
Fabric width	-⅜"
Outside (OB) Mount	
Headrail unit	ordered width
Shade height	ordered height
Fabric width	-3/16"
End (EB) Mount	
Headrail unit	-3/16"
Shade height	ordered height
Fabric width	-⅜"

Hardware Included

Installation brackets

Optional Features

No Charge – Specify on Order
End mount brackets
Spacer blocks
Extension brackets
Surcharge – Specify on Order
Cut-outs (see page DU-63)

HOW TO PRICE

- **Important Note!** All base prices are predicated on Ordered Dimensions, not Finished Dimensions.
- Add width-based Duette with UltraGlide® surcharge to Cordlock or TruRise™ Standard base price shown on charts A1 to A11 (see pages DU-9 through DU-19).

EXCLUSIONS

- Commercial and Phenomena™ Triple Honeycomb fabrics are not available.

HARDWARE COLORS

- Headrail and bottom rail colors will complement your fabric selection.
- Bottom rail can be coordinated to the shade fabric if specified when ordering (except 1¼" fabrics).

ORDERING CHECKLIST

✔ Specify inside (IB), outside (OB) or end (EB) mount.

✔ Specify left- or right-side lift cord.

✔ Specify color-coordinated bottom rail, if desired.

Rail Dimensions

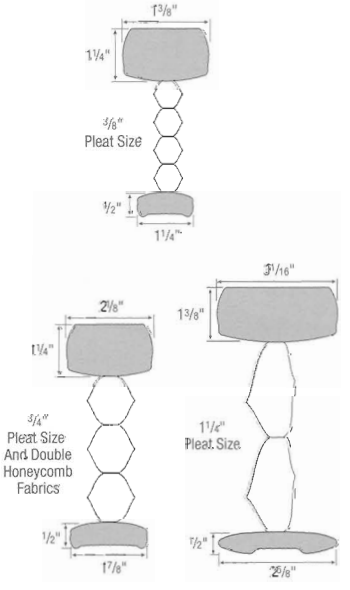

UltraGlide® Top-Down and Top-Down/Bottom-Up Product Specifications

DUETTE® HONEYCOMB SHADES

APPLICATION

- Fits rectangular window openings.
- Top-Down: shade opens from the top to the bottom (stacks on bottom).
- Top-Down: available with Two-On-One Headrail option.
- Top-Down/Bottom-Up: shade opens either from the top to the bottom or from the bottom to the top.

Size Standards
(Top-Down)

Width	
Minimum	12"
Maximum	120"
Maximum, end mount	36"
Height	
Minimum	6"
Maximum	120"
Maximum Area	**sq.ft.**
All fabrics except those listed below	100
Batiste ¾" Semi-Opaque fabrics	85
Batiste Textured 1¼" Semi-Opaque	80
Opalessence Eclipse™ ¾" Opaque	75
Expressions™ ¾" Semi-Sheer, Royale Textured™ ¾" Semi-Opaque, Majestic™ 1¼", Panache Encore™ Double Honeycomb and Classic Eclipse™ ⅜" Opaque fabrics	65
Royale Refined™ ¾" Semi-Opaque	60
Royale Refined Eclipse™ ¾" Opaque	50

Mounting Requirements

Same as Duette® with UltraGlide® Standard shades (see page DU-35)

Size Standards
(Top-Down/Bottom-Up)

Width	
Minimum	18"
Maximum	96"
Maximum, end mount	36"
Height	
Minimum	6"
Maximum	120"
Maximum Area	**sq.ft.**
All fabrics except those listed below	80
Batiste ¾" Semi-Opaque fabrics	70
Expressions ¾" Semi-Sheer, Panache Encore Double Honeycomb and Classic Eclipse ⅜" Opaque fabrics	55
Opalessence Eclipse ¾" Opaque	50
Batiste Textured 1¼" Semi-Opaque	48
Royale Textured ¾" Semi-Opaque and Majestic 1¼" fabrics	45
Royale Refined ¾" Semi-Opaque and Royale Refined Eclipse ¾" Opaque	40

Finished Dimensions
(All allowances are taken from ordered dimensions and may vary slightly by fabricator)

Inside (IB) Mount	
Headrail unit	-3/16"
Shade height	ordered height
Fabric width	-3/8"
Outside (OB) Mount	
Headrail unit	ordered width
Shade height	ordered height
Fabric width	-3/16"
End (EB) Mount	
Headrail unit	-3/16"
Shade height	ordered height
Fabric width	-3/8"

Hardware Included

Installation brackets

Optional Features

No Charge – Specify on Order
End mount brackets
Spacer blocks
Extension brackets

HOW TO PRICE

- **Important Note!** All base prices are predicated on Ordered Dimensions, not Finished Dimensions.
- Add width-based Duette with UltraGlide surcharge to Cordlock or TruRise™ Standard base price shown on charts A1 to A11 (see pages DU-9 through DU-19).
- Add Top-Down or Top-Down/Bottom-Up surcharge to Duette with UltraGlide Standard base price.

EXCLUSIONS

- Commercial and Phenomena™ Triple Honeycomb fabrics are not available.

HARDWARE COLORS

- Headrail and bottom rail colors will complement your fabric selection.
- Bottom and center rails can be coordinated to the shade fabric if specified when ordering (except 1¼" fabrics).

ORDERING CHECKLIST

✔ Specify inside (IB), outside (OB) or end (EB) mount.

✔ Top-Down: specify left- or right-side lift cord.

✔ Specify color-coordinated bottom and center rails, if desired.

Top-Down



Top-Down/Bottom-Up



APPLICATION

- Fits rectangular window openings.
- Shade opens from the bottom to the top.
- No visible cords; hidden control system enables shades to be easily raised or lowered with the touch of a finger.

Size Standards

Width	
Minimum	18"
Maximum All fabrics except those listed below	120"
Royale Refined Eclipse™ 3/4" Opaque	108"
1 1/4" fabrics	84"
Commercial 3/4" Opaque	72"
Maximum, end mount	48"
Height	
Minimum	6"
Maximum	84"
Maximum Area	**sq.ft.**
All fabrics except those listed below	60
1 1/4" fabrics	49
Commercial 3/4" Opaque	42

Finished Dimensions

(All allowances are taken from ordered dimensions and may vary slightly by fabricator)

Inside (IB) Mount/End (EB) Mount – 3/8" Pleat	
Headrail unit	- 1/8"
Shade height	ordered height
Fabric width	- 3/8"
Outside (OB) Mount – 3/8" Pleat	
Headrail unit	ordered width
Shade height	ordered height
Fabric width	- 5/16"
Inside (IB) Mount/End (EB) Mount – 3/4" and 1 1/4" Pleat, Double Honeycomb	
Headrail unit	- 3/16"
Shade height	ordered height
Fabric width	- 3/8"
Outside (OB) Mount – 3/4" and 1 1/4" Pleat, Double Honeycomb	
Headrail unit	ordered width
Shade height	ordered height
Fabric width	- 3/16"

Mounting Requirements

Inside (IB) Mount/End (EB) Mount – 3/8" Pleat	
Minimum mounting depth	1/2"
Minimum mounting depth, flush mount	1 3/16"
Outside (OB) Mount – 3/8" Pleat	
Minimum flat vertical surface	3/4"
Inside (IB) Mount/End (EB) Mount – 3/4" Pleat and Double Honeycomb	
Minimum mounting depth, inside mount	3/4"
Minimum mounting depth, end mount	1 5/8"
Minimum mounting depth, flush mount	2 1/4"
Outside (OB) Mount – 3/4" Pleat and Double Honeycomb	
Minimum flat vertical surface	5/8"
Inside (IB) Mount – 1 1/4" Pleat	
Minimum mounting depth	1 3/4"
Minimum mounting depth, flush mount	3 1/8"
Outside (OB) Mount – 1 1/4" Pleat	
Minimum flat vertical surface	5/8"

Note: End mount brackets are not available on 1 1/4" LiteRise® system.

Hardware Included

Installation brackets

Optional Features

No Charge – Specify on Order
End mount brackets
Spacer blocks
Extension brackets (not available on 1 1/4" LiteRise)
Hold-down brackets
Bracket shims (3/8" LiteRise only)
Surcharge – Specify on Order
Extension pole (extends up to 54")

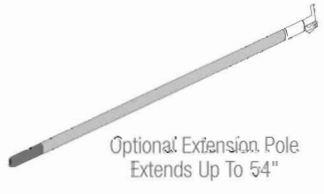

Optional Extension Pole Extends Up To 54"

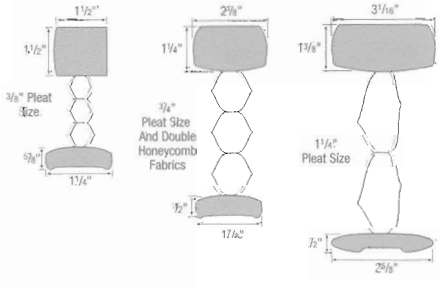

HOW TO PRICE

- **Important Note!** All base prices are predicated on Ordered Dimensions, not Finished Dimensions.
- Add width-based Duette® with LiteRise surcharge to Cordlock or TruRise™ Standard base price shown on price charts A1 to A11 (see pages DU-9 through DU-19).
- Add surcharge for optional extension pole.

EXCLUSIONS

- Classic Eclipse™ 3/8" Opaque, Phenomena™ Triple Honeycomb and Commercial 3/8" Semi-Opaque fabrics are not available.
- Cut-outs are not available on LiteRise shades.

HARDWARE COLORS

- Headrail and bottom rail colors will complement your fabric selection.
- Bottom rail can be coordinated to the shade fabric if specified when ordering (except 1 1/4" fabrics).

ORDERING CHECKLIST

✔ Specify inside (IB), outside (OB) or end (EB) mount.

✔ Specify if extension pole is desired.

✔ Specify color-coordinated bottom rail, if desired.

LiteRise® Top-Down/Bottom-Up Product Specifications

DUETTE® HONEYCOMB SHADES

APPLICATION

- Fits rectangular window openings.
- Shade opens from either the top to the bottom, or from the bottom to the top.

Size Standards

Width	
Minimum	20"
Maximum	72"
Maximum, end mount	36"
Height	
Minimum	6"
Maximum	84"
Maximum Area	**sq.ft.**
All fabrics	42

Mounting Requirements

Same as ¾" and 1¼" pleat LiteRise® Standard shades (see page DU-47)

Finished Dimensions

(All allowances are taken from ordered dimensions and may vary slightly by fabricator)

Inside (IB) Mount/End (EB) Mount	
Headrail unit:	-3/16"
Shade height	ordered height:
Fabric width	-5/8"
Outside (OB) Mount	
Headrail unit	ordered width
Shade height	ordered height:
Fabric width	-3/16"

Optional Features

No Charge – Specify on Order
End mount brackets
Spacer blocks
Extension brackets
Hold-down brackets
Surcharge – Specify on Order
Extension pole (extends up to 54")

Hardware Included

Installation brackets

HOW TO PRICE

- **Important Note!** All base prices are predicated on Ordered Dimensions, not Finished Dimensions.
- Add width-based Duette® with LiteRise surcharge to Cordlock or TruRise™ Standard base price shown on price charts A2 to A11 (see pages DU-10 through DU-19).
- Add Top-Down/Bottom-Up surcharge to Duette with LiteRise Standard base price.
- Add surcharge for optional extension pole.

EXCLUSIONS

- ⅜" pleat, Expressions™ ¾" Semi-Sheer, Double Honeycomb, Phenomena™ Triple Honeycomb and Commercial fabrics are not available.

HARDWARE COLORS

- Headrail, center and bottom rail colors will complement your fabric selection.
- Bottom and center rails can be coordinated to the shade fabric if specified when ordering (except 1¼" pleat fabrics).

ORDERING CHECKLIST

✔ Specify inside (IB), outside (OB) or end (EB) mount.

✔ Specify if extension pole is desired

✔ Specify color-coordinated bottom and center rails, if desired (except 1¼" pleat fabrics).



Top-Down/Bottom-Up

Optional Extension Pole Extends Up To 54"