




JOY ASSIST is an assistive technology designed for upper extremity amputees and users with limited motor skills. JOY ASSIST provides a simple, easy to learn user experience for both the mouse and keyboard using a joystick and button.

MOUSE EXPERIENCE




Move left, right, up, and down by tilting the joystick in the desired direction.

Press the button or depress the joystick once to click. Hold down to right click.



Press the button or depress the joystick twice to double click.

SWITCHING EXPERIENCES



Press the button or depress the joystick three times consecutively to switch between the mouse and the radial keyboards.

CREDITS:

Icons made by Freepik from
www.Flaticon.com is licensed by CC 3.0 BY
Icons made by Pixel Buddha from
www.Flaticon.com is licensed by CC 3.0 BY
Font: Museo Sans by FontSpring

KEYBOARD EXPERIENCE



Type lowercase, uppercase, numbers, and symbols with three radial keyboards. Access a variety of keyboard shortcuts and commands with the fourth radial keyboard.


Press the button or depress the tilted joystick once to type the highlighted character.



Press the joystick and move it in the direction to execute a command.

- Press + Right → Space
- Two Spaces → Period Shortcut
- Press + Left → Backspace
- Press + Up → Cycle One Keyboard Up
- Press + Down → Cycle One Keyboard Down

The fourth keyboard contains useful keyboard shortcuts such as cut, copy, and paste. In the fourth



keyboard there is also the up, down, left and right arrows for easy navigation through text. These features are used in the keyboard just like selecting normal characters.