

LAWNFLITE



www.lawnflite.co.uk

2010/11



Everything you need for your garden





Our Pledge to you from your Lawnflite Specialist Dealer

We will offer demonstrations of our products and offer advice on the right machine for your gardening needs from the UK's widest choice of garden machinery. (Subject to conditions).

We will unpack the product, check that it is in the pristine condition and fully assemble the product prior to testing.

We will test your product ensuring it is fully set up, lubricated and fuelled and offer specialist repair facilities.

We will arrange delivery of your new product together with full instruction on use and arrange collection of your old product.



Some of these services may be subject to certain conditions and may be chargeable.

If you want durable, hard working lawn and garden equipment that won't break the bank, then we can offer it to you. Whether you choose a mower, tractor, edger, tiller or any powered garden equipment, you can rest assured you're getting a machine that's simple to use and powerful enough to perform to your highest expectations. You can also be sure you are making an investment that will save you time, effort and money now and for many years to come.

LAWNFLITE TRACTORS	1-12
LAWNFLITE ROTARY MOWERS	13-16
LAWNFLITE PRO ROTARY AND CYLINDER MOWERS	17-22
LAWNFLITE PROFESSIONAL BRUSHCUTTERS	23-24
LAWNFLITE HEDGE CUTTERS, TRIMMERS AND DOMESTIC BRUSHCUTTERS	25-26
LAWNFLITE CHIPPER/SHREDDERS	27-28
LAWNFLITE BLOWERS AND CHIPPER/SHREDDER/VACS	29-30
LAWNFLITE SCARIFIERS AND EDGER	31-32
LAWNFLITE PRO WIDE CUT MOWER AND SCYTHE MOWERS	33-34
LAWNFLITE TILLERS	35-36
LAWNFLITE CHAINSAWS AND LOGSPLITTERS	37-38
AGRI-FAB ACCESSORIES	39-54
CUB CADET RANGE	55
WOLF-GARTEN RANGE	56







24" & 27.5" RIDE ON MOWERS

LAWNFLITE

The Lawnflite Minirider GES Ride on mower is ideal as that first step up from a walk behind mower. The mower has a 60cm/24" cut and has a Briggs & Stratton 6.5 hp engine, with an electric start. Despite its small size, this mower is extremely strongly built, constructed around a robust tubular steel chassis. There are no user weight limits on this lawn mower. The mower's grassbox can be emptied from the seat, or lifted off to tip onto a compost heap.

The Lawnflite 503 G Ride on mower suits the larger than average garden that requires a compact machine. The mower has a 70cm/27.5" cut and has a Briggs & Stratton 11.5 hp engine, with an electric start. Despite its small size, this mower is strong and durable, constructed around a robust steel chassis. The grassbox design is unique as it fits directly over the cutting deck with 90 litre capacity.

Both Lawnflite ride on mowers feature our "Direct Collect®" cutting system to ensure the very best collection. A mulch kit and side discharge kit are included as standard, ensuring that you have plenty of choice on how to handle your grass clippings.

The Minirider GES and 503 G have autodrive transmission, just select forward or reverse and push the pedal to go, giving smooth gearless change on the move. If you cut a third of an acre to one acre of lawn, this is the mower for you.

MINIRIDER GES



- 24"/60cm cut
- 6.5hp Briggs & Stratton engine
- Electric start
- Autodrive
- Mulch and side discharge as standard
- Offset deck
- Manual blade engagement
- Removable lightweight bag
- Welded steel tube frame
- Collection capacity 160 litres
- Fuel tank capacity 1.2 litres
- Cutting height 2.5cm through 9cm
- Front wheels 11"/28cm x 4"/10cm
- Rear wheels 13"/33cm x 5"/13cm
- Overall width 30"/76cm
- Length with bag 73"/185cm
- Length without bag 58"/147cm
- Weight 130kg

503 G



- 27.5"/70cm cut
- 11.5hp Briggs & Stratton engine
- Electric start
- Autodrive
- Mulch and side discharge as standard
- Offset deck
- Manual blade engagement
- Removable lightweight grassbox
- Robust channel style chassis
- Collection capacity 90 litres
- Fuel tank capacity 3.8 litres
- Cutting height 2.5cm through 9cm
- Front wheels 12"/30cm x 5"/13cm
- Rear wheels 15"/38cm x 6"/15cm
- Overall width 30"/76cm
- Length 60"/152cm
- Weight 132kg


Grassbox (503 G)



Deck lift (503 G)



Easy to use blade engagement (Minirider GES)







30" REAR DISCHARGE TRACTORS

LAWNFLITE

The Lawnflite 603 G and 604 GLH garden tractors have a cutting width of 76cm/30", with a 12.5hp or 13.5hp Briggs & Stratton petrol engines. The 603 G lawn tractor features a semi automatic transmission allowing the user to pre-select a gear and then just use the speed control pedal to control speed rather than continually having to change gears. The 604GLH garden tractor features a hydrostatic gearbox allowing both the speed control and the forward and reverse all to be operated from one foot pedal.

A major feature of these garden tractors is the fan assisted deck, which increases the air flow in the deck, giving them class leading grass collection ability for a single bladed garden tractor. Another innovation feature is the integral flip down rear discharge chute that automatically drops into place when the grassbox is removed.

Worth noting is the extremely tight turning radius of 46cm/18", which is considerably smaller than most garden tractors of their size. Also important is the step through chassis design, allowing very safe, easy mounting and dismounting. The integral tow bar enables the use of all Agri-Fab trailed equipment, each one designed to make your investment in this garden tractor work harder for you.

The tractor's grass box is easily emptied from the seat and holds an impressive 200 litre on 603 G and 210 litres of grass on the 604 GLH. These tractors are ideal for cutting areas between three quarters to one and a half acres of grass.

603 G



- 30"/76cm cut
- 12.5hp Briggs & Stratton engine
- 7 Speed transmatic drive
- Rear discharge high vacuum deck with fan assistance
- Built in rear deflector
- Offset deck
- Removable traditional fabric catcher
- Individual height adjustment and blade engagement levers
- Collection capacity 200 litres
- Fuel tank capacity 3.8 litres
- Front wheels 13"/33cm x 5"/13cm
- Rear wheels 18"/46cm x 6.5"/17cm
- Overall width 36"/92cm
- Length with box 89"/224cm
- Length without box 72"/183cm
- Weight 185kg

604 GLH



- 30"/76cm cut
- 13.5hp Briggs & Stratton engine
- Hydrostatic drive
- Rear discharge high vacuum deck with fan assistance
- Built in rear deflector
- Offset deck
- Removable catcher
- Individual height adjustment and blade engagement levers
- Collection capacity 210 litres
- Fuel tank capacity 3.8 litres
- Front wheels 13"/33cm x 5"/13cm
- Rear wheels 18"/46cm x 6.5"/17cm
- Overall width 36"/92cm
- Length with box 90"/225cm
- Length without box 72"/183cm
- Weight 190kg

Built in rear discharge chute and integral towbar



Tip grasscatcher from the seat



"Direct Collect"
A large turbo fan assister, coupled with the heavy duty cutter blade, physically throws and blows grass cuttings, leaves and other debris direct into the large capacity collector.



5 good reasons to step up from a 603 G to a 604 GLH

- ✓ 13.5hp engine
- ✓ Hydrostatic drive
- ✓ Larger 210 litre grassbox hard top with tipping handle
- ✓ Higher back seat for more comfort
- ✓ Comfort grip steering wheel





Air Induction

LAWNFLITE

700

703GL7



36" REAR DISCHARGE TRACTORS

LAWNFLITE

The Lawnflite 703 GLT and 705 GLH garden tractors have a twin bladed 92cm/36" cutting width. The 703 GLT is powered with a 13.5hp Briggs & Stratton engine. This tractor features a semi automatic transmission allowing the user to pre select a gear and then just uses the speed control pedal to control speed rather than continually having to change gears. The 705 GLH is powered by a 15.5hp Briggs and Stratton engine. This tractor features a hydrostatic gearbox allowing both the speed control and the forward and reverse all to be operated from one foot pedal.

Both models use a twin bladed deck design, meaning the two blades contra rotate, working together to drive the grass directly into the grass box giving very good collection even in difficult conditions. This is what we refer to as "Direct Collect®".

The extremely tight turning radius of 46cm/18", is considerably smaller than most garden tractors in their class. The step through chassis design allows very safe, easy mounting and dismounting.

The grass box is easily emptied from the seat and holds an impressive 240 litres of grass. These machines are ideal for areas between one and one and a half acres.

In addition to the range of Agri-Fab accessories that can be towed behind this garden tractor, there are other accessories available which are a mulch kit, a rear deflector and a front bumper bar.

703 GLT



- 36"/92cm cut
- 13.5hp Briggs & Stratton engine
- 7 speed Transmatic drive
- Optional 3 in 1 system
- Offset deck
- Individual height adjustment and blade engagement levers
- Collection capacity 240 litres
- Fuel Tank capacity 3.8 litres
- Front wheels 15"/38cm x 6"/15cm
- Rear wheels 18"/46cm x 9.5"/24cm
- Overall width 39"/99cm
- Length with box 89"/224cm
- Length without box 72"/183cm
- Weight 195kg

705 GLH



- 36"/92cm cut
- 15.5hp Briggs & Stratton engine
- Hydrostatic Drive
- Optional 3 in 1 system
- Offset deck
- Individual height adjustment and blade engagement levers
- Collection capacity 240 litres
- Fuel tank capacity 3.8 litres
- Front wheels 15"/38cm x 6"/15cm
- Rear wheels 18"/46cm x 9.5"/24cm
- Overall width 39"/99cm
- Length with box 89"/225cm
- Length without box 72"/183cm
- Weight 198kg

Optional deflector for both models - 196-750-678
 Optional mulch system for both models - 196-749-678
 Optional bumper bar for both models - OEM-196A603



OPTIONAL **3-in-1** MULCH DEFLECTOR COLLECTION

POWERED BY **BRIGGS & STRATTON**

TURNING RADIUS **18" / 46CM**

OPTIONAL **2 YEAR** WARRANTY

Height adjuster and deck engage levers



Deck wash nozzle



Tip grasscatcher from the seat



Grass is driven straight to the catcher through the wide chute



4 good reasons to step up from a 703 GLT to a 705 GLH

- ✓ 15.5hp Briggs & Stratton engine.
- ✓ Hydrostatic drive.
- ✓ Higher back seat for greater comfort.
- ✓ Comfort grip steering wheel.



Air Induction
LAWNFLITE

903GLT

700
TORO
LAWNFLITE
SERIES

41" REAR DISCHARGE TRACTORS

LAWNFLITE

The Lawnflite 903 GLT and 908 GLH garden tractors have a twin bladed 105cm/41" cutting width. The 903GLT is powered with a 15.5hp Briggs & Stratton engine. This tractor features a semi automatic transmission allowing the user to pre select a gear and then just uses the speed control pedal to control speed rather than continually having to change gears. The 908 GLH is powered by a 18.5hp Briggs and Stratton engine. This tractor features a hydrostatic gearbox allowing both the speed control and the forward and reverse all to be operated from one foot pedal.

Both models use a twin bladed deck design, meaning the two blades contra rotate, working together to drive the grass directly into the grass box giving very good collection even in difficult conditions. This is what we refer to as "Direct Collect®".

The extremely tight turning circle of 46cm/18", is considerably smaller than most garden tractors in their class. The step through chassis design allows very safe, easy mounting and dismounting.

The grass box is easily emptied from the seat and holds an impressive 240 litres of grass. These machines are ideal for areas of one to two acres and above.

In addition to the range of Agri-Fab accessories that can be towed behind this garden tractor, there are other accessories available which are a mulch kit, a rear deflector and a front bumper bar.

903 GLT



- 41"/105cm cut
- 15.5hp Briggs & Stratton engine
- 7 Speed Transmatic drive
- Optional 3 in 1 system
- Offset deck
- Individual height adjustment and blade engagement levers
- Collection capacity 240 litres
- Fuel tank capacity 3.8 litres
- Front wheels 15"/38cm x 6"/15cm
- Rear wheels 18"/46cm x 9.5"/24cm
- Overall width 43"/110cm
- Length with box 89"/225cm
- Length without box 72"/183cm
- Weight 198kg

Optional deflector for both models - 196-750-678
 Optional mulch system for both models - 196-749-678
 Optional bumper bar for both models - OEM-196A603

908 GLH



- 41"/105cm cut
- 18.5hp Briggs & Stratton engine
- Hydrostatic drive
- Optional 3 in 1 system
- Offset deck
- Individual height adjustment and blade engagement levers
- Collection capacity 240 litres
- Fuel tank capacity 3.8 litres
- Front wheels 15"/38cm x 6"/15cm
- Rear wheels 18"/46cm x 9.5"/24cm
- Overall width 43"/110cm
- Length with box 89"/225cm
- Length without box 72"/183cm
- Weight 198kg

4 good reasons to step up from a 903 GLT to a 908 GLH

- ✓ 18.5hp Briggs & Stratton engine.
- ✓ Hydrostatic drive.
- ✓ Higher back seat for greater comfort.
- ✓ Comfort grip steering wheel.

Height adjuster and deck engage levers



Transmatic drive-903 GLT



High back sliding seat on 908 GLH



Hydrostatic transmission (908 GLH)



POWERED BY





Air Indirect

LAWNFLITE V3

700 cc TORO V-TWIN ENGINE

800 GLMS
Hydrostatic



38" & 42" SIDE DISCHARGE TRACTORS

LAWNFLITE

The Lawnflite 803 GS and 808 GLHS garden tractors have twin bladed cutting decks. The 803 GS is powered with a 13.5hp Briggs & Stratton engine. This tractor features a semi automatic transmission allowing the user to pre select a gear and then just uses the speed control pedal to control speed rather than continually having to change gears.

The 808 GLHS is powered by a 17.5hp Briggs and Stratton engine. This tractor features a hydrostatic gearbox allowing both the speed control and the forward and reverse all to be operated from a single lever.

The extremely tight turning circle of 46cm/18", is considerably smaller than most tractors in its class. The step through chassis design allows very safe, easy mounting and dismounting.

Side discharge garden tractors are ideal for gardeners that have a variety of grass conditions to contend with or require a higher work rate than a collecting garden tractor. Used as a side discharge tractor it can handle anything up to small paddocks but is also capable 'especially when fitted with the mulch plug', of leaving a very tidy finish on a good lawn. The Lawnflite 803 GS and 808 GLHS are side discharge models for gardeners with a garden size of one to two acres and above.

An optional mulch kit, front bumper and grass catcher is available for use with these garden tractors.

803 GS



- 38"/96cm cut
- 13.5hp Briggs & Stratton engine
- 7 speed Transmatic drive
- Offset deck
- Individual height adjustment and blade engagement levers
- Medium back seat
- Comfort grip steering wheel
- Optional 3 in 1 system
- Optional collection capacity 225 litres
- Fuel tank capacity 3.8 litres
- Front wheels 15"/38cm x 6"/15cm
- Rear wheels 20"/50cm x 8"/20cm
- Overall width (chute up) 42"/107cm
- Overall width (chute down) 51"/130cm
- Overall length without box 67"/170cm
- Weight 155kg

- Optional mulch Kit - OEM-190-116
- Optional twin bag collector - OEM-190-180
- Optional bumper bar - 190-196A603

808 GLHS



- 42"/107cm cut
- 17.5hp Briggs & Stratton engine
- Hydrostatic drive
- Offset deck
- Individual height adjustment and blade engagement levers
- High back seat
- Comfort grip steering wheel
- Optional 3 in 1 system
- Optional collection capacity 225 litres
- Fuel tank capacity 3.8 litres
- Front wheels 15"/38cm x 6"/15cm
- Rear wheels 20"/50cm x 8"/20cm
- Overall width (chute up) 45"/115cm
- Overall width (chute down) 54"/139cm
- Overall length without box 67"/170cm
- Weight 176kg

Height adjuster and deck engage levers




Mulch plug optional



Twin bag optional collector



Convenient gear selection position (803 GS)



OPTIONAL **3-in-1** MULCHING SOLUTION

POWERED BY **BRIGGS & STRATTON**

TURNING RADIUS **18" / 46CM**

OPTIONAL **2 YEAR** WARRANTY







PREMIUM 36" & 41" REAR DISCHARGE TRACTORS

LAWNFLITE

New for 2010 are two Lawnflite premium garden tractors, model GLX 92 RHL-K with a 92cm/36" cut and 16hp Kawasaki engine, and the model GLX 105 RHL-SK with a 105cm/41" cut and 22hp Kawasaki engine. These Kawasaki twin cylinder engines not only have more power, they also have a pumped lubrication system which ensures that the engine is efficiently lubricated even on slopes.

Lawnflite premium tractors feature a hydrostatic gearbox allowing both the speed control and the forward and reverse all to be operated from one foot pedal. The deck is of a twin bladed design, meaning the two blades contra rotate, working together to drive the grass directly into the grass box giving very good collection even in difficult conditions. This is what we refer to as direct collect. It also has the patented FAST ATTACH system, allowing the deck to be removed and replaced within minutes. This is invaluable for maintenance or if a lot of trailer work is required.

The extremely tight turning radius of 53cm/21", is considerably smaller than most garden tractors in its class. The step through chassis design allows very safe, easy mounting and dismounting. The tractors grass box holds an impressive 280 or 350 litres of grass, with a conveniently placed tipping handle that can be operated from the seating position.

In addition to all the above the Lawnflite premium tractors offer several luxury touches, including a deluxe seat, cast iron front axle, soft grip steering wheel, bumper bar, and OCR (operator controlled reverse) to allow safe cutting in reverse. These Lawnflite models are designed for gardeners with a garden size of two acres and above, but requiring the performance and refinement that these top of the range tractors offer as standard.

An optional mulch kit and rear deflector are available should you not want to collect the grass clippings.



GLX 92 RHL-K

- 36"/92cm cut
- 16hp Kawasaki V Twin engine
- Hydrostatic drive
- Cruise control
- FAST ATTACH deck system
- Optional 3 in 1 system
- Bag full indicator
- Seperate light switch
- Fuel tank capacity 10 litres
- Front bumper
- High back adjustable seat
- Collection capacity 280 litres
- Front 15"/38cm x 6"/15cm
- Rear 18"/46cm x 9.5"/24cm
- Overall width 39"/99cm
- Length with box 95"/242cm
- Weight 238kg



GLX 105 RHL-SK

- 41"/105cm cut
- 22hp Kawasaki V Twin engine
- Hydrostatic drive
- Cruise control
- FAST ATTACH deck system
- Optional 3 in 1 system
- Bag full indicator
- Seperate light switch
- Fuel tank capacity 10 litres
- Front bumper
- High back adjustable seat
- Collection capacity 350 litres
- Front 15"/38cm x 6"/15cm
- Rear 18"/46cm x 9.5"/24cm
- Overall width 44"/111cm
- Length with box 98"/250cm
- Weight 240kg

Optional deflector for both models - 196-713C678
Optional mulch system for both models - 196-722-678
Optional bumper bar for both models - OEM-196A603

Step through frame



Storage area



Tip grasscatcher from the seat



Grass is driven straight to the catcher through the wide chute



POWERED BY
Kawasaki







4 WHEEL PETROL MOWERS

LAWNFLITE



46SPO

A larger deck significantly increases mowing capability

- 18"/46cm cut
- MTD ThorX 35 engine
- Self propelled
- Recoil start
- Steel deck
- 3-in-1 deck-collect, rear discharge, optional mulch
- Fully foldable handles
- 6 height of cut positions
- 70 litre collection
- Optional mulch kit - 196-733-678



40PO

Ideal for a larger lawn where a petrol engine is required

- 16"/40cm cut
- MTD ThorX 35 engine
- Push
- Recoil start
- Steel deck
- Rear discharge
- Fully foldable handles
- 6 height of cut positions
- 60 litre collection
- Optional mulch kit - 196-734-678



46SPOE

All the benefits of the 46SPO but with the convenience of a car like electric key start

- 18"/46cm cut
- MTD ThorX 55E engine
- Self propelled
- Electric start
- Steel deck
- Central height adjustment
- 3 in 1 deck - collect, rear discharge, optional mulch
- Fully foldable handles
- 70 litre collection
- Optional mulch kit - 196-733-678



46PO

A larger deck significantly increases mowing capability

- 18"/46cm cut
- MTD ThorX 35 engine
- Push
- Recoil start
- Steel deck
- Rear discharge
- Fully foldable handles
- 6 height of cut positions
- 70 litre collection
- Optional mulch kit - 196-734-678



53SPO

Ideal for a serious sized lawn with the benefit of self propulsion

- 21"/53cm cut
- MTD ThorX 55 engine
- Self propelled
- Recoil start
- Steel deck
- Rear discharge
- Fully foldable handles
- 6 height of cut positions
- 80 litre collection
- Optional mulch kit - 196-725-678





4 WHEEL PETROL MOWERS

LAWNFLITE



46SPOHW

More manoeuvrable, especially suited over rough terrain

- 18"/46cm cut
- MTD ThorX 35 engine
- Self propelled
- Recoil start
- Steel deck
- Height adjustment single lever
- 3 in 1 deck - collect, rear discharge, optional mulch
- Rear high wheels with drive
- Fully foldable handles
- 70 litre collection



53SPOEHW

More manoeuvrable, Ideal for rougher conditions with a large deck and key start making it suitable for larger lawns

- 21"/53cm cut
- MTD ThorX 55E engine
- Self propelled
- Electric start
- Steel deck
- Height adjustment single lever
- 3in1 deck, collect, rear discharge, opt. mulch
- Rear high wheels with drive
- Fully foldable handles
- 80 litre collection



SPB48HW

Premium grade 19" high wheel model

- 19"/48cm cut
- 800 series Briggs & Stratton engine
- Self propelled
- High grade steel deck
- Single lever height adjustment
- 4-in-1 deck, collection, side or rear discharge and mulch
- Rear high wheels with drive
- Fully folding handles
- 75 litre grass collection



SPB53HW

Premium grade 21" high wheel model

- 21"/53cm cut
- 800 series Briggs & Stratton engine
- Self propelled
- High grade steel deck
- Single lever height adjustment
- 4-in-1 deck, collection, side or rear discharge and mulch
- Variable forward speed
- Rear high wheels with drive
- Fully folding handles
- 80 litre grass collection



GX51S

Quality alloy deck, strong rigid construction

- 21"/53cm cut
- 800 series Briggs & Stratton engine
- Self propelled
- Alloy deck
- Individual height adjustment
- 2 in 1 deck - collect, rear discharge
- Fully foldable handles
- 70 litre collection



SP53CWH

An ideal all-rounder mulching mower, with castor wheels making it especially suitable for orchard work

- 21"/53cm cut
- Honda engine
- Self propelled
- Recoil start
- Steel deck
- Central height adjustment
- 3 in 1 deck - collect, rear discharge and mulch
- Collect rear discharge and mulching deck
- Front castor wheels for easy manoeuvrability
- Fully foldable handles
- 80 litre collection





ROLLER MOWERS

LAWNFLITE PRO

Built to professional specifications, with shaft driven gear boxes, heavy duty alloy decks, sealed roller bearings and strong handles, the Lawnflite Pro range offers a machine to suit all applications.

For that fine lawn finish, the 448KJR and 553HRS roller drive models are single speed with full width steel rollers producing a pronounced stripe on your lawn. They are quiet in operation, have fan assisted collection and a blade brake clutch which means you don't have to re-start the engine when emptying the grassbag. The 553HRS-PRO has all these features but also comes with a front bumper, steel deck liner and strengthened handles.



448KJR

- 19"/48cm cut
- 5hp Kawasaki engine
- Easy pull starting
- Alloy deck
- Rear discharge
- Single speed shaft drive
- Lever height adjustment
- 15mm/77mm height of cut
- 75 litre collection
- Vibration 2.2(m/s²)
- Weight 59Kg



553HRS

- 21"/53cm cut
- 5.5hp Honda engine
- Easy pull starting
- Alloy deck
- Rear discharge
- Single speed shaft drive
- Lever height adjustment
- 15mm/77mm height of cut
- 75 litre collection
- Vibration 2.4(m/s²)
- Weight 64Kg
- Optional rear deflector 71901-924
- Optional mulch kit 71901-942



553HRS-PRO

- 21"/53cm cut
- 5.5hp Honda engine
- Easy pull starting
- Alloy deck
- Rear discharge
- Single speed shaft drive
- Lever height adjustment
- 15mm/77mm height of cut
- Strengthened handles and brackets
- Steel deck liner
- Front bumper
- 75 litre collection
- Vibration 2.4(m/s²)
- Weight 65Kg
- Optional rear deflector 71901-924
- Optional mulch kit 71901-942

12 MONTHS COMMERCIAL WARRANTY

**2 YEARS FOR DOMESTIC PROVIDING
THE MACHINE IS SERVICED BY THE
SUPPLYING DEALER**

90 DAYS WHEN SOLD AND USED FOR HIRE



4 WHEELED MOWERS

LAWNFLITE PRO

The four models in the wheeled range have all the features and benefits of the Lawnflite Pro roller mowers but the 448KJW, 553HWS and 553HWS-PRO have 2 speed shaft drive giving selectable speed to suit differing conditions. Model 553HWSP-HST has hydrostatic drive which offers infinitely variable speed for the serious professional user.

Built to professional specifications, with heavy duty alloy decks, sealed roller bearings and strong handles, the Lawnflite Pro range offers a top quality choice. They are quiet in operation, have folding handles, fan assisted collection and a blade brake clutch.

The 553HWS-PRO and 553HWSP-HST offer additional features for the professional user including a front mounted bumper, strong handle tubes of 25.4mm plus an additional handle support bracket, a steel deck liner and 9"/23cm alloy twin bearing wheels.



448KJW

- 19"/48cm cut
- 5hp Kawasaki engine
- Easy pull starting
- Alloy deck
- Rear discharge
- 2 speed shaft drive
- Lever height adjustment
- 15mm/77mm height of cut
- 75 litre collection
- Vibration 2.2(m/s²)
- Weight 56Kg



553HWS

- 21"/53cm cut
- 5.5hp Honda engine
- Easy pull starting
- Alloy deck
- Rear discharge
- 2 speed shaft drive
- Lever height adjustment
- 15mm/77mm height of cut
- 75 litre collection
- Vibration 2.2(m/s²)
- Weight 63Kg
- Optional mulch kit - 71901-942
- Optional rear deflector kit - 71901-924



553HWS-PRO

- 21"/53cm cut
- 5.5hp Honda engine
- Easy pull starting
- Alloy deck
- Rear discharge
- 2 Speed shaft drive
- Lever height adjustment
- 22mm/82mm height of cut
- Strengthened handles and brackets
- Steel deck liner
- Front bumper
- 75 litre collection
- Vibration 2.4(m/s²)
- Weight 67Kg
- Optional mulch kit - 71901-942
- Optional rear deflector kit - 71901-924



553HWSP-HST

- 21"/53cm cut
- 5.5hp Honda engine
- Easy pull starting
- Alloy deck
- Rear discharge
- Hydrostatic variable drive
- Lever height adjustment
- 22mm/84mm height of cut
- Strengthened handles and brackets
- Steel deck liner
- Front bumper
- 75 litre collection
- Vibration 2.4(m/s²)
- Weight 68Kg
- Optional mulch kit - 71901-942
- Optional rear deflector kit - 71901-924

12 MONTHS COMMERCIAL WARRANTY

**2 YEARS FOR DOMESTIC PROVIDING
THE MACHINE IS SERVICED BY THE
SUPPLYING DEALER**

90 DAYS WHEN SOLD AND USED FOR HIRE





CYLINDER MOWERS

LAWNFLITE PRO

With five models to choose from and cutting widths from 16"/40cm up to 26"/66cm, all have reliable self adjusting chain drive systems, dual drive for ease of use, adjustable handles, large capacity collectors and they have a fully welded 30mm steel chassis.

Models TD400B, TD500H and TD660H have a six blade cutting system with rear and front steel rollers with the two Golf Models TD500GH and TD660GH having a 10 blade cutting cylinder and a low cut bottom blade together with a turf rake, rear roller scraper and shaver blade for a 'bowling green' finish.



TD400B



TD500H



TD660H

- 16"/40cm cut
- 2.8hp Briggs & Stratton engine
- Recoil start
- 6 Blade cutting system
- 7mm-26mm cutting height
- Split steel rear roller
- 98 cuts per metre or 90 cuts per yard

- 20"/50cm cut
- 5hp Honda engine
- Recoil start
- 6 Blade cutting system
- 7mm-26mm Cutting height
- Split steel rear roller
- 98 cuts per metre or 90 cuts per yard

- 26"/66cm cut
- 5hp Honda engine
- Recoil start
- 6 Blade cutting system
- 7mm-26mm cutting height
- Split steel rear roller
- 98 cuts per metre or 90 cuts per yard



TD500GH

Same as TD500H but with

- 10 Blade cutting system
- Turf rake
- Rear roller scraper
- Shaver Blade
- 164 cuts per metre or 150 cuts per yard
- Steel front roller



TD660GH

Same as TD600H but with

- 10 Blade cutting system
- Turf rake
- Rear roller scraper
- Shaver blade
- 164 cuts per metre or 150 cuts per yard
- Steel front roller



LAWNFLITE

PR03591



- 35cc brushcutter
- Professional sure tap Shingu nylon line head
- Kawasaki 35cc, 2 stroke engine
- Full crossover double shoulder harness
- Cowhorn handle
- Blade mounting kit (blade extra)
- Net weight 7.1kg

PR04391



- 43cc brushcutter
- Professional sure tap head
- Kawasaki 45cc, 2 stroke engine
- Full crossover double shoulder harness
- Cowhorn handle
- Blade mounting kit (blade extra)
- Net weight 7.8kg

PR04891



- 48cc brushcutter
- Professional sure tap head
- Kawasaki 48cc, 2 stroke engine
- Full crossover double shoulder harness
- Cowhorn handle
- Blade mounting kit (blade extra)
- Net weight 8kg

PROVF350LV



- 34.4cc professional low vibe brushcutter
- Professional Tap-n-go head and blade
- Kawasaki 35cc, 2 stroke engine
- Full cross over double shoulder harness
- Cowhorn handle
- Net weight 7.8kg
- Vibration levels
- Idle rpm (L) 2.4 (R) 2.5
- Max rpm (L) 2.4 (R) 1.6

PROVF500LV



- 45.5cc professional low vibe brushcutter
- Professional tap-n-go head and blade
- Kawasaki 45cc, 2 stroke engine
- Full cross over double shoulder harness
- Cowhorn handle
- Net weight 8.8kg
- Vibration levels
- Idle rpm (L) 2.1 (R) 2.5
- Max rpm (L) 2.1 (R) 2.0

VRS400BP




- 45.4cc professional back pack low vibe brushcutter
- Professional tap-n-go head
- Kawasaki 45cc, 2 stroke engine
- Full back pack harness
- D handle with stop guard
- Flexible drive shaft
- Net weight 11.7kg
- Vibration levels
- Idle rpm (L) 0.4 (R) 0.3
- Max rpm (L) 2.1 (R) 2.3

2 YEAR WARRANTY



LAWNFLITE



S2690K

- 27cc brushcutter
- Kawasaki 27cc 2 Stroke engine
- Complete with blade adaptor (blade extra)
- 'D' handle design
- Anti vibration shaft mounting
- Tap & go nylon line head
- Single strap harness
- Net weight 5.1kg



S2690KW

- 27cc brushcutter
- Kawasaki 27cc 2 Stroke engine
- Complete with blade adaptor (blade extra)
- Cowhorn handle design
- Anti-vibration shaft mounting
- Tap & go nylon line head
- Single strap harness
- Net weight 5.2kg



LR2560W

Long reach unit

- 25cc Robin engine
- 24"/61cm blade
- Double sided
- Sound power vibration level (db(A) 2.7/8.1
- Net weight 7.8Kg



E2221W

Double sided hedgecutters

- 25cc Robin engine
- 22"/56cm blade
- Sound power vibration level (db(A) 8.7/11.4
- Net weight 4.98Kg



E2220WK

Double sided hedgecutters

- 23cc Kawasaki engine
- 22"/56cm blade
- Sound power vibration level (db(A) 6.4/7.3
- Net weight 4.8Kg




ES2391

Single sided hedgecutter

- 23cc Kawasaki engine
- 29"/74cm blade
- Sound power vibration level (db(A) 3.7/12.0
- Net weight 5.46Kg

EH22 Hedgecutter Attachment



Fits S2690K hedgecutter attachment fully adjustable 120°

Chainsaw Attachment



708427K fits S2690K 10"/25cm chainsaw pruner attachment

2 YEAR WARRANTY



MTD
463 / 55

LAWNFLITE

Perfect for composting or creating mulch, you can feed garden waste into our chipper/shredders in two separate ways. Use the dedicated chipper chute for larger branches, or the drop-in hopper for armfuls of brush and debris.

There are two petrol shredders in the Lawnflite range, the 24-463 and 24-465. Powered by 5.5hp & 7.5hp Briggs & Stratton engines they have the power to transform debris into useful garden mulch. Two hardened steel chipper blades, chip material fed into the chipper chute. Material fed through the drop down hopper go through a 9" rotary blade and exit through 12 flail blades. Ensuring fine material for the compost heap. Fold down hopper for raking of loose leaf debris, plus integrated handle to use for transport on the front wheels.

POWERED BY



24-463

- 5.5hp Briggs & Stratton engine
- 5cm chipper capacity
- 2 hardened steel blades
- 12 reversible and replaceable flails
- 10:1 reduction of volume ratio
- High impact plastic rake in chute
- Integrated handles for easy transportation
- 90 litre collection capacity
- 10"/25cm x 2.5"/7cm



24-465

- 7.5hp Briggs & Stratton engine
- 7cm chipper capacity
- 2 hardened steel blades
- 10:1 reduction of volume ratio
- High impact plastic rake in chute
- Integrated handles for easy transportation
- 12 reversible and replaceable flails
- 90 litre collection capacity
- 10"/25cm x 3.5"/9cm pneumatic wheels
- Optional tamper plug - 731-1617



MTD

CSV 202B



BLOWERS & CHIPPER SHREDDER VACS



Lawnflite blower, blower vac & chipper/shredder/vacs provide the help of sweeping up, leaves, beech nuts and other debris particularly in the autumn. Clearing leaves and clippings is quick and easy with Lawnflite vacuum baggers. Of course with petrol driven engines there are no electric cables to worry about and you can take your Lawnflite vacuum bagger straight to the working area. Model 24-202 has an optional wander hose with the 24-060 having this as standard.

BV3100 Blower Vac



- 31cc 2 stroke engine
- 35 litre collection capacity
- 10:1 reduction via fan
- Net weight 5Kg

4SC



- 25cc 4 stroke engine
- Air speed of 150mph
- Low vibration levels
- Net weight 5.7Kg

24-060



- Working width 24"/61cm
- 5.5hp Briggs & Stratton engine
- Push
- 88 litre collection capacity
- 4cm dedicated chipper chute
- 1 blade / 6 flails
- Hose kit standard
- Net weight 42kg

24-202



- Working width 23.5"/60cm
- 5hp Briggs & Stratton engine
- Self propelled
- 106 litre collection capacity
- 5cm dedicated chipper chute
- 2 blades / 6 flails
- Optional hose kit - OEM-290-005
- Net weight 64Kg



MTD
VC40 BM



SCARIFIERS & EDGERS

LAWNFLITE

To help keep your lawn in pristine condition using a scarifier two or three times per year will give your lawn a healthy green look. If thatch and moss are a problem Lawnflite's choice of three scarifiers, petrol or electric will soon sort out the problem. All models have either optional grass collectors or standard as with the VG40 BM.

The 550G edger gives your lawn a neat, tidy and sharp finish with its 9" steel dual tip blade it can be used for light grass edging, or recutting a new edge to the lawn. The cutter head has 3 positions for varying angles to the lawn edge.



VE30

- 12"/30cm working width
- 1000 watt electric motor
- High impact plastic deck
- Fixed blades
- Belt drive
- 3 position cutting height system
- 6"/15cm wheels
- Optional collector - 196-053-678



VE40

- 16"/40cm working width
- 1500 watt electric motor
- Steel deck
- Fixed blades
- Belt drive
- Central lever cutting height system
- 7"/18cm wheels
- Optional collector - 196-054-678



VG40BM

- 16"/40cm Working Width
- 5.5hp MTD Thorx engine
- Steel deck
- Fixed blades
- Belt drive
- Central lever cutting height system
- 7"/18cm wheels
- Collector as standard



550G EDGER

- 3.5hp Briggs & Stratton engine
- Steel deck
- Steel dual tip blade
- Belt drive
- Rotating head gives 3 different angles of cut
- 3 Wheels including adjustable gully wheel
- 6 position cutting height system



LAWNFLITE WIDE CUT MOWER

40V



WIDE CUT & SCYTHE MOWERS

LAWNFLITE

Long grass to cut, your existing rotary mower can not cope, then maybe time to invest in the Lawnflite BM87-35 Scythe mower. This extremely versatile 34"/87cm cut mower will tackle the longest of grass. Whether you are tidying up a paddock or looking to utilise the grass for hay. The BM87 will be up to the task. Powered by a reliable 3.5hp Briggs and Stratton engine, anti-vibration mounted handle to give smooth operation and fully adjustable skid plate to obtain the height of cut required.

Lawnflite WCM84 wide area mower is ideal for the gardener who requires manouverability, wide cut, mulch finish, with the option to cut the longer grass and side discharge the clipping.

This sturdy powerful machine has a 10.5hp Briggs & Stratton engine, which drives through a 4 speed, forward gearbox. Plus, reverse drive to get out of those awkward situations. Castor wheels mounted to the front of the unit ensure a zero turn effect which makes this machine ideal for working around trees and obstacles. Large drive wheels give excellent grip on uneven ground and make the machine easy to operate. If you have a large garden, want a wide cut mower then this is the machine for you.

Note. Also available in Cub Cadet range model Wide Cut E with all the same features but with electric start.



WCM84

- 33"/84cm cut
- 10.5hp Briggs & Stratton engine
- Recoil start
- 4 Speed with reverse
- Castor wheels
- Zero turning
- Side discharge chute
- Mulch kit as standard



BM87-35 Scythe Mower

- 34"/87cm cut
- 3.5hp Briggs & Stratton engine
- Self propelled
- Anti-vibration handle with height adjustment
- 13"/33cm semi pneumatic wheels
- Fully adjustable skid plate
- Non clogging universal cutter bar with hardened blade



LAWNFLITE



T/205

Ideal for small awkward flower beds, vegetable gardens and allotments

- 16"/40cm tilling width
- MTD Thorx 45 engine
- Front tine system
- 12"/30cm tine diameter
- Worm drive transmission
- Remote throttle cable
- Single transport wheel
- Folding handles
- No reverse



T/245

Ideal for slightly larger vegetable gardens and allotments

- 24"/61cm tilling width
- MTD Thorx 55 engine
- Front tine system
- 12"/30cm tine diameter
- Worm drive transmission
- Remote throttle cable
- Single transport wheel
- Folding handles
- No reverse



T/380

Ideal for gardens and light contract work

- 13"/33cm, 24"/61cm and 32"/81cm tilling width
- MTD OHV ThorX 55 engine
- Front tine system
- 12"/30cm tine diameter
- Chain drive transmission
- Remote throttle cable
- 8"/20cm steel wheels
- Adjustable handles
- Reverse



T/405

Ideal for intensive allotment work where a very high work rate is required

- 18"/46cm tilling width
- MTD OHV ThorX 65 engine
- Rear counter rotating tine system
- 12"/30cm tine diameter
- Remote throttle cable
- 13"/33cm pneumatic wheels
- Reverse
- Crop side shields



T/450

Ideal for intensive allotment work where a very high work rate is required with a little extra horsepower

- 18"/46cm tilling width
- 6.5hp Briggs & Stratton engine
- Rear dual rotating tine system
- 13"/33cm tine diameter
- Chain and gear drive transmission
- Remote throttle cable
- 14"/35.5cm pneumatic wheels
- Adjustable handles
- Reverse
- Crop side shields





LOGSPLITTERS AND CHAINSAWS

LAWNFLITE

Lawnflite offer a complete range of logsplitters, with splitting forces from 5 ton up to 25 ton, they offer a model for most applications.

For use around the house where noise is an issue, choose from the LS1500E and LS2800E. Where power and the ability to work away from a powerpoint is required, then we offer the LS65P and the LS550 petrol powered models. All machines are fitted with transport wheels to ensure easy transportation around the garden. A variety of log lengths can be split using the LS2800E, LS65P and LS550 models.

All machines are fitted with two handed operator controls systems to ensure operator safety. Lawnflite also offer a range of three competitively priced chainsaws for general logging and felling duties.



LS1500E



LS2800E



LS65P



LS550

- 230 volt 1500 watt motor
- 5 ton splitting force
- Max log diameter 10"/25cm
- Max log length 20.5"/52cm
- Total weight 47.5kg
- Optional stand for working at waist height - 02952

- 230 volt 2800 watt motor
- 5.5 ton splitting force
- Max log diameter 12.5"/32cm
- Pos 1 log length 21.25"/54cm
- Pos 2 log length 31.1"/79cm
- Pos 3 log length 41.3"/105cm
- Total weight 97kg
- Unit fitted with transport wheels and transport handle

- 5hp Briggs & stratton engine
- 7 ton splitting force
- Max log diameter 12.5"/32cm
- Pos 1 log length 20.5"/52cm
- Pos 2 log length 30.7"/78cm
- Pos 3 log length 40.9"/104cm
- Total weight 125kg
- Unit fitted with transport wheels and transport handle

- 6hp Briggs & Stratton engine
- 25"/63.5cm log capacity
- 25 ton splitting force
- Vertical or horizontal operation
- Cast Iron splitting wedge
- Jack stand
- Two handed safety operating system
- Cylinder return cycle of 19 seconds
- Transportation wheels



GCS 38/35

- Recoil Start Chainsaw*
- 38cc MTD engine
 - 14"/35cm bar
 - Weight 14lb/5.5kg



GCS 46/40/GCS46/45

- Recoil Start Chainsaw*
- 46.4cc MTD engine
 - 16"/40cm bar GCS46/40
 - 17.5"/45cm bar GCS46/45
 - Weight 14lb/5.5kg



ROUGH CUT

Agri-Fab



ROUGH CUTTER




The Agri-Fab Rough Cut Mower features a 14.5 HP OHV-I/C Briggs & Stratton engine with electric start. The 42" cutting deck has chains on the front of the mower to prevent material from flying forward while cutting. The cutting deck height can be easily adjusted from 1.5" / 3.8cm to 5" / 12.7cm. Dual 5.5 lb. break-away blades are designed to break back when striking an immovable object, giving protection to the cutter drive system and allowing the engine to keep right on running without stalling.

This mower features a swivel hitch point and will offset from 0" to 23" allowing you to cut a full 42" path while the tow vehicle drives down a clean cut path, parallel to the mower. No tools are required to offset the mower making it easy to re-position when going through gates, shed doors or mowing in tight spaces.

The Agri-Fab rough cutter mower is designed for use behind various types of vehicles, they work especially well behind ATV and UTV style machines, but can also be towed by a suitable Garden tractor providing it has the towing capacity.

With all tow vehicles it is important you check with the manufacturer's recommendations on towing capacity and weight limits on towing before attaching any trailed implement.



**Model 45-0362
42" Rough-Cut Mower**

- 14.5hp AVS, Briggs & Stratton OHV engine
- Rough and ready design cuts grass, brush and up to 2" saplings
- Offsets from 0"-23" right or left, allowing mowing on hard-to-reach areas
- Shorter tow tongue allows mower to track better behind towing vehicle

Adjust from 1.5" - 5"
deck height



Feature 22 height settings
for versatility.



"Your Choice" Ball Hitch



POWERED BY





45-0453 SmartLINK
Base & Core Aerator in one



SMART LINK



Introducing the Smart series, exclusively from Agri-Fab®, the smartest ideas to hit the lawn care industry in years. With revolutionary new designs, innovative new features and the quality you only get from Agri-Fab.

A revolutionary system of four attachments that link up to one platform, so they're easy to change, easy to store and easy to afford.

45-0473 SmartLINK Base only



- Switch from one lawn implement to another in seconds without tools
- Master platform necessary for all attachments.

45-0458 SmartLINK Curved Aerator



- Attaches to the SmartLINK™ Master Platform in seconds without tools
- Patented Turf Shark™ design combines the best features of a plug aerator and a spike aerator
- 10 galvanised blades for rustproof durability.

45-0474 SmartLINK Core Aerator



- Master platform accepts all SmartLINK™ attachments
- Durable heavy-gauge steel deck and welded draw bar
- Aerator features six rustproof aerator knives that penetrate deeply for a lush lawn.

45-0457 SmartLink Dethatcher



- Attaches to the SmartLINK™ Master Platform in seconds without tools
- Effectively removes thatch buildup for a healthier lawn
- 20 heat-treated spring tines for durability.

45-0459 SmartLINK Poly Roller



- Attaches to the SmartLINK™ Master Platform in seconds without tools
- Easy to use roller flattens uneven ground or grass
- Levels sod, seed, frost heaving and more
- Drum capacity - 222lbs. (water).



SmartLINK System Locking Device

Easily attach or detach attachments without tools.



Agri-Fab



Agri-Fab steel trailers are capable of carrying loads from 750lbs to 1,500lbs when weight is evenly distributed. Steel trailers make a great choice for heavy duty applications and because Agri-Fab steel carts have a rear angle support for extra sturdiness, the tail gate stays in place.

45-0101 Utility Dump Trailer



- 750lbs/340Kg load capacity
- 20 gauge 32.5"/82cmW x 49"/124cmL x 12"/30cmH bed
- 19 gauge removable tailgate
- Reinforced tailgate guides for added strength
- Yellow di-chromate hardware resists rust
- 3/4"/2cm diameter axle
- 14"/36cm x 4"/10cm pneumatic rib tyres
- Easy single lever release dump mechanism
- Smooth black powder coat paint finish

45-0350 ATV Tandem Axle Trailer



- 1000lbs/454Kg load capacity
- 16 gauge 32.5"/82cmW x 61"/155cmL x 12"/30cmH
- 19 gauge removable tailgate
- Reinforced tailgate guides for added strength
- Yellow di-chromate hardware resists rust
- 5/8"/1cm diameter axle
- 18"/46cm x 9.5"/24cm knobby tread tyres with needle bearings and grease nipples
- Easy single lever release dump mechanism
- Smooth powder coat paint finish

45-0184 Heavy Duty Dump Trailer



- 1500lbs/680Kg load capacity
- 18 gauge 36.5"/92.7cmW x 61"/155cmL x 14"/36cmH bed
- 18 gauge removable tailgate
- Reinforced tailgate guides for added strength
- Yellow di-chromate hardware resists rust
- 1" diameter axle
- 6"/15cm x 6.5"/16cm pneumatic turf tyres with grease nipples
- Easy single lever release dump mechanism
- Smooth powder coat paint finish

Fold up top made of tear-resistant fabric for durability on 45-0407 only



Model 45-0407 Mow-N-Vac



- Briggs & Stratton Intek Series 825 engine
- 206cc/8.25 gross torque rating
- Large 23-bushel/29 cu. ft. capacity holds three times more than "traditional" triple bagger
- 80 mph suction provides enough power for leaves, pine needles and grass clippings
- Versatile design fits over 40 different tractor decks
- Safety shutoff prevents accidental engine startups

Hose Kit



- Lets you vacuum around shrubs, on patios, under decks and in hard-to-reach areas
- Attaches easily and quickly
- 12' hose for good reach
- Fits Agri-Fab's Mow-N-Vac



Agri-fab

1000-CART



POLY CART RANGE



Agri-Fab Poly trailers can handle anywhere from 500lbs to 800lbs and make a great lightweight choice. The convertible trailer can be towed by a tractor or used by hand as a large capacity two-wheel dump trailer. Agri-Fab poly trailers are vacuum formed using only quality poly, these trailers are unmatched by other brands. They resist scratches and rust, are easy to dump and make less noise over rough terrain.

45-0345 Tow/Push Dump Trailer



- 500lbs/226Kg load capacity
- Easily converts from push to tow
- Poly bed is quiet and rust proof
- 30.5"/77cmW x 41"/105cmL x 11"/28cmH one piece bed
- Yellow di-chromate hardware resists rust
- 5/8"/1cm diameter axle
- 14"/36cm x 4"/10cm pneumatic rib wheels

45-0175 ATV Trailer



- 650lbs/295Kg load capacity
- Poly bed is quiet and rust proof
- 30.5"W/77cm x 45"/114cmL x 11"/28cmH one piece bed
- Yellow di-chromate hardware resists rust
- 1"/2.5cm diameter axle
- 18"/46cm x 9.5"/24cm knobby tread tyres with needle bearings and grease nipples for high speeds and rough terrain
- Easy single lever release dump mechanism

45-0464-LF Tow Dump Trailer



- 800lbs/363Kg load capacity
- Poly bed is quiet and rust proof
- Foot operated lever release dump mechanism
- Large turf tyres
- 1"/2.5cm diameter axle
- Yellow di-chromate hardware resist rust
- Removable tailgate



Agri-Fab



When you need to start, re-start or weed and feed your lawn, spread everything from fertilizer to seed with Agri-Fab spreaders.

Choose tow or push models that get the job done; solid construction and reliable design ensure even and continuous flow and spread of materials, eliminating "streaks." All Agri-Fab hoppers are constructed of weather and corrosion resistant polyethylene.



45-0388 Push Broadcast Spreader

- 85lbs/39Kg capacity provides 14,200 sq.ft. coverage
- Poly hopper and spreader plate are rust proof
- 8'/244cm to 10'/303cm spread width
- 10"/25cm x 1.75"/4cm treadcap wheels
- Undercage 1"/3cm OD x 20 gauge with metal legs for support
- Foam comfort handle grip included
- Spreader setting recommendations for multiple materials included



45-0214 Push Broadcast Spreader

- 100lbs/45Kg capacity provides 17,500 sq.ft. coverage
- Poly hopper and spreader plate are rust proof
- 8'/244cm to 10'/304cm spread width
- 10"/25cm x 4"/10cm pneumatic tyres
- Steel rod flow control (no cables)
- Spreader setting recommendations for multiple materials included



45-0462 Push Broadcast Spreader

- Push model
- Extra large 125lb/56Kg hopper capacity
- Professional style, easy set controls for precise application
- Enclosed commercial grade gear box for smooth rolling and easy maintenance
- 25,000 sq ft coverage; roughly 1/2 acre
- Large pneumatic tyres for easy maneuverability
- Fast and easy assembly



45-0315 Tow Broadcast Spreader

- 85lbs/39Kg capacity provides 14,200 sq.ft. coverage
- Poly hopper and spreader plate are rust proof
- Flow control accessible from operator's seat of most tractors
- 8'/244cm to 10'/304cm spread width
- 10"/25cm x 4"/10cm pneumatic wheels for easy transport



45-0215 Tow Broadcast Spreader

- 100lbs/45Kg capacity provides 17,500 sq.ft. coverage
- Poly hopper and spreader plate are rust proof
- Easy to reach flow control lever and steel control rod (no cables)
- 8'/244cm to 10'/304cm spread width
- 10"/25cm x 4"/10cm pneumatic tyres for steady transport
- Spreader setting recommendations for multiple materials included



45-0463 Tow Broadcast Spreader

- Tow model
- Extra large 125lb/56Kg hopper capacity
- Professional style, easy set controls for precise application
- Enclosed commercial grade gear box for smooth rolling and easy maintenance
- 25,000 sq ft coverage; roughly 1/2 acre
- Large pneumatic tyres for easy maneuverability
- Fast and easy assembly



45-0329 ATV Spreader

- 175lbs/79Kg capacity provides 40,000 sq.ft. coverage
- Large poly hopper and spreader plate are rust proof
- Heat treated steel gear
- 10'/304cm to 12'/366cm spread width
- 15"/38cm x 6"/15cm pneumatic turf tyres with ball bearings
- Spreader setting recommendations for multiple materials included.
- Vinyl cover included



Agri-Fab



DE-THATCHERS



Spike aerators use a series of rotating star-shaped tines that slice into the soil to allow seed, fertilizer, water, air, light and nutrients to reach the grass roots.

Plug aerators remove 3/4"/2cm diameter soil plugs from the lawn, allowing compacted soil to loosen up in addition to the benefits provided by a spike aerator. Best for easily compacted soil (like clay), heavy-traffic areas (playgrounds and sports fields), and burned out, drought-damaged lawns.


Tine de-thatchers do a gentle but thorough job of bringing matted layers of dead grass, build up and large clippings to the surface for a healthy lawn. Along with aerating it allows moisture and nutrients to get down to the root level so the grass plant can utilize them, providing a healthier lawn.

45-0365
Walk Behind
Spike Aerator



- 16"/40cm working width
- 5.7"/15cm spike wheels
- Up to 2.5"/6cm aeration depth
- Steel weight tray designed to hold a concrete block

45-0301
Pro Spiker/
Seeder/ Spreader




- 42"/107cm controlled spread and aeration width
- 175lbs/79Kg rust proof poly hopper
- Twelve 7"/18cm spike wheels
- 10"/25cm x.1.75"/4cm rib tread tyres
- Single lever transport handle

45-0299
Plug Aerator




- 48"/122cm working width
- 10"/25cm x.4"/10cm pneumatic wheels
- Up to 3"/8cm aeration depth
- Heavy duty steel construction and weight tray
- Single lever transport handle

45-0369
Curved Spike
Aerator



- 40"/102cm working width
- 60 curved spikes
- Up to 3"/8cm aeration depth
- 7"/18cm x.1.5"/4cm semi-pneumatic tyres
- Single lever transport handle

45-0294 Spring
Tine Dethatcher



- 40"/102cm working width
- 20 heat treated/spring loaded tines
- 7"/18cm x 1.5"/4cm semi-pneumatic wheels
- Single lever transport handle
- Heavy duty tray and steel construction

45-0295 Spring
Tine Dethatcher



- 48"/122cm working width
- 24 heat treated/spring loaded tines
- 7"/18cm x 1.5"/4cm semi-pneumatic wheels
- Single lever transport handle
- Heavy duty tray and steel construction



Agri-Fab



SPRAYERS & ROLLERS



Agri-Fab tow-behind sprayers are so much easier than ordinary hand-held models. You can quickly apply herbicide, insecticides and other lawn products on turf, trees and shrubs. It's faster because a tow-behind gives you five times the capacity of the smaller hand-held sprayers. It's easier because you simply connect the wiring to your tractor battery, turn it on and spray away.

Whether you need to tackle uneven ground from moles and frost heaving, or pack down newly sown seed or sod, an Agri-Fab roller makes any job go smoothly. All poly rollers can be ballasted with water, when drained down they can be easily stored or transported.



45-0267 Push/Tow Roller

- 18"/46cm diameter x 24"/61cm wide
- 250lbs/113Kg weight with water
- Less than 40lbs/18Kg without water for easy storage and transport
- Removable fill plug
- Hitch rotates for push or pull operation
- Poly drum is rust proof.



45-0268 Tow Roller

- 18"/46cm diameter x 36"/92cm wide
- 400lbs/181Kg weight with water
- Less than 50lbs/23Kg without water for easy storage and transport
- Removable fill plug
- Poly drum is rust proof.



45-0269 Tow Roller

- 18"/46cm diameter x 48"/122cm wide
- 550lbs/249Kg weight with water
- Less than 60lbs/27Kg without water for easy storage and transport
- Removable fill plug
- Poly Drum is rust proof



45-0292 Tow Sprayer

- 12 volt/7 amp pump with battery connection wires included
- 15 gallon tank capacity
- 1.8 gallon per minute output
- 80"/203cm spray width using boom
- 15'/457cm coiled hose with spray wand
- 10"/25cm x 4"/10cm pneumatic wheels.



45-0293 Tow Sprayer

- 12 volt/7 amp pump with battery connection wires included
- 25 gallon tank capacity
- 1.8 gallon per minute output
- 80"/203cm spray width using boom
- 15'/457cm coiled hose with spray wand
- 14"/36cm x 4"/10cm pneumatic wheels.



Agri-Fab





SWEEPERS



Make a clean sweep of leaves, grass clippings, lawn debris and more with one of Agri-Fab's dependable Lawn Sweepers. These tow-behind models make quick work of just about any pickup task and do a thorough, efficient job the first time around.

45-0218 Push Lawn Sweeper



- 26"/66cm working width
- Rust proof and easy to clean
- Infinite height adjustment
- 7 cubic feet hopper capacity
- 4.5 to 1 brush to wheel turn ratio
- 4 x 10"/25cm diameter replaceable brushes
- 10"/25cm x 1.75"/4cm semi-pneumatic tyres
- Steel tube handle

45-0456 Tow Smart Sweeper



- 44"/1112cm working width
- One-Button brush height adjustment (patent pending)
- 25 cubic feet hopper capacity
- Offset hitch
- Collapsible for ease storage
- Exclusive, patent pending ergonomic dumping mechanism
- No skip design

45-0331 Tow Lawn Sweeper



- 38"/96cm working width
- Infinite height adjustment
- 9 cubic feet hopper capacity
- 4.5 to 1 brush to wheel turn ratio
- 4 x 10"/25cm diameter replaceable brushes
- 10"/25cm x 1.75"/4cm semi-pneumatic tyres
- Rope dump mechanism

45-0343 Dethatcher Tines



- Fits Model 45-0331
- Removes matted thatched and grass clippings
- Easy attachment to sweeper

For full details of our prestigious Cub Cadet range please ask for our separate Cub Cadet Brochure or visit our website at www.lawnflite.co.uk



UTILITY VEHICLES



CC1024RD-J



GT1224

Brian Hunter, Head Groundsman of E.J Churchill, West Wycombe Shooting Ground quoted

"The Cub Cadet Allrounder is a truly versatile machine, with the ability to deal with leaves, general debris, and of course, day to day grass cutting. The fact it is zero turn adds to the versatility as it is equally as good in small, restricted areas as it is on large lawns and paddocks. It's robust construction means that even the clay pigeon debris gets broken up and spread on the grass!"



ALL ROUNDER 50

Cub Cadet All Rounder 50



rated

by **The Daily Telegraph**

"It does exactly what it says on the box - a great all-round mulch mower with impressive versatility"

From the article 'Tried and Tested' published in

The Daily Telegraph, Gardening 6th June, 2009.



FRONT CUT 50



RZT-50




WIDE CUT E MOWER



CHAINSAWS

For full details of our widest range please ask for our separate Wolf-Garten Brochure.



The WOLF-Garten name has been around for more than 80 years, known for its excellent gardening technology and one of the largest full-service suppliers with the widest range of gardening tools.

WOLF-Garten continues to be the leading brand in gardening tool systems in the UK all made in Germany for premium quality reassurance and a 10 year guarantee.

WOLF-Garten holds a comprehensive range of multi-change products to suit every type of gardener with every type of garden. Its lightweight design creates an ease of use, each tool head has its own unique features that make the tool work harder and last longer.

- SAVES SPACE

- SAVES EFFORT

- SAVES YOUR BACK



**multi-change®
in 3 easy steps
“Every Tool Head
Fits Every Handle”**

STEP 1

Select a handle to suit your height.

STEP 2

Choose the appropriate tool head for the task in hand.

STEP 3

Simply click the tool head onto the handle and press the red button to release!
.... start your gardening



Marine Leisure Division

The Marine Leisure Division has an enviable line-up of market leading brands to meet the differing demands and requirements of the leisure boater and the professional user.

Mariner and Mercury Outboards
Walker Bay Sailing Dinghies
SunSport Inflatable Boats



Marine Diesel Division

The Marine Diesel Division supply high performance, reliable marine inboard engines to boat builders and fleet operators in the leisure and commercial sectors. For cruising comfort, there are a range of products that provide a comfortable and quiet environment on-board.

Yanmar Diesel Engines
MerCruiser Sterndrive Engines
John Deere Commercial Engines
Shire Canal Boat Engines
Shanks Canal Boat Engines
WhisperGen Air-Conditioning Units



Vehicle Division

The Vehicle Division offers an extensive range of two wheel vehicles that provide the ideal transport solution whether for commuting or for pleasure. Combining style, build quality and performance the latest range of motorcycles and scooters offer outstanding value for money.

Hyosung Motorcycles
Generic Scooters
PGO Scooters



Special Products Division

The Special Products Division is a dedicated team set up to design and develop custom-built engines and accessories to meet the specific operational requirements of its professional customers. Barrus has developed close relationships with many of its major customers working as consultants and suppliers. These include organisations such as the RNLI, UK MoD, US DoD, HM Coastguard, Overseas Government Forces, Local Authorities, Police and Fire Service Search and Rescue Units.



Industrial Division

The Industrial Division offers a range of diesel and petrol engines from some of the world's leading manufacturers. The Division has introduced these engines into new market sectors including construction, telecommunications, agriculture and forestry, military, railways and transport refrigeration.

Yanmar Diesel Engines
John Deere Diesel Engines
Kawasaki Petrol Engines
GenAir Portable
Air-Conditioning Units



E. P. Barrus Limited, Launton Road,
Bicester, Oxfordshire. OX26 4UR.
Telephone. 0845 2739730
Visit our website at www.barrus.co.uk

DEALER

*As it is the policy of E.P. Barrus Ltd to continually evaluate our products, information contained within this brochure may change without prior notice.
The engine horsepower information is provided by the engine manufacturer to be used for comparison purposes only.*

