

SYSTEM INFORMATION

The Rack Mounted (RM) Systems are designed to provide refrigerated air to medium-high temperature spaces.

RM evaporators mount horizontally and have multiple access panels to direct or re-direct the supply and return vents. These can be placed in a soffit, between ceiling joists, or on a wall. By far this is our most versatile system and our biggest seller.

RM evaporators are available in standard capacities from 2,600 to 6,600 BTU per hour and are used with R134a refrigerant.

OPTIONS

- Twin and triple evaporator systems for larger applications
- Eco-friendly water-cooled condensing units available
- Stainless steel cabinets for high-corrosive environments



FEATURES

- High-performance staggered coils with copper tubing mechanically expanded into aluminum fins
- Insulated rust-proof aluminum housing
- Thermally protected permanently lubricated motor
- Automatic expansion valve (standard) ensures constant coil temperature to promote "Humidity Balance"
- Pump-down solenoid valve (standard) protects compressor in the event of leaks
- Pre-installed valves eliminate additional wiring to thermostat
- Pressure tested by the manufacturer to ensure quality
- Factory wired for simple field installation
- ETL certified

BEST SELLERS

Rack Mounted	RM2600	RM3600	RM4600	RM4600 HV	RM6600	RM6600 HV
Max Cubic Feet	300	650	1,000	1,000	2,000	2,000
BTUH	2600	3600	4600	4600	8600	8600
Fan Coil	RM25	RM35	RM35	RM50	RM50	RM65
Length	30"	36"	36"	36"	36"	42"
Width	11.125"	11.125"	11.125"	11.125"	11.125"	11.125"
Height	11.125"	11.125"	11.125"	14.38"	14.38"	14.38"
Weight	26 lbs	27 lbs	27 lbs	35 lbs	35 lbs	43 lbs
Volts	115 V	115 V	115 V	115 V	115 V	115 V
Amps	0.71 A	0.71 A	0.71 A	0.71 A	0.71 A	0.71 A
Condensing Unit	CU26	CU36	CU46	CU46	CU66	CU66
Length	17"	17"	13.8"	13.8"	20.6"	20.6"
Width	12"	12"	11.8"	11.8"	13.9"	13.9"
Height	9.4"	9.4"	9.7"	9.7"	13.2"	13.2"
Weight	41 lbs	42 lbs	18 lbs	18 lbs	83 lbs	83 lbs
Volts	115 V	115 V	115 V	115 V	115 V	115 V
Amps MFS	15 A	15 A	20 A	20 A	30 A	30 A
System Line Set						
Suction	3/8"	3/8"	1/2"	1/2"	1/2"	1/2"
Liquid	1/4"	1/4"	1/4"	1/4"	1/4"	1/4"

Due to continuing engineering improvements, specifications are subject to change without notice.

RM SERIES

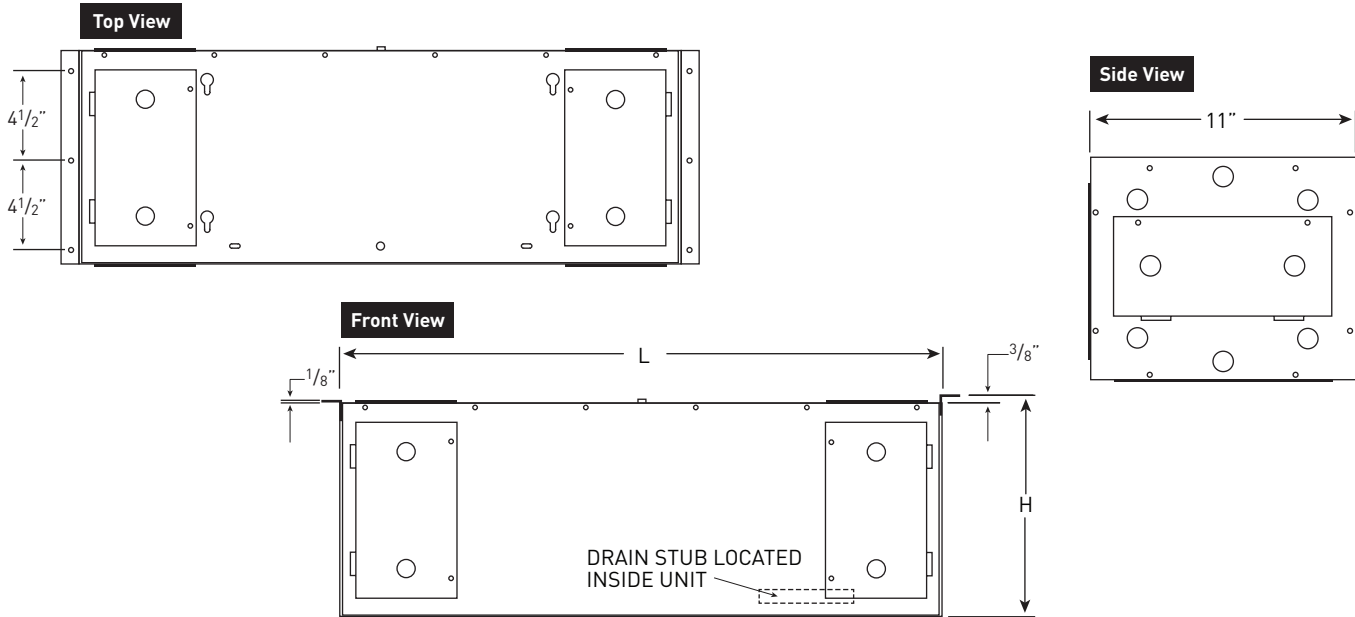
RM Fan Coil Specifications

- It is best to use the larger coil whenever possible.
- If using a smaller coil a suction line accumulator must be used
- Smaller coils can cause the system to run a lower humidity
- Expansion valve and liquid line solenoid valve standard
- For air flow into and out of the unit, at least one access door must be removed from each end
- Connections at coil do not indicate refrigeration line size. See system information for line sizing

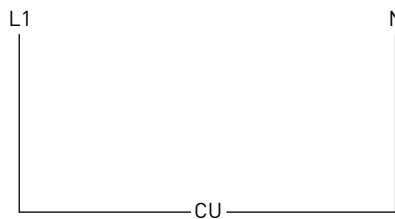
MODEL	CFM	AMPS 115 V	LENGTH	WIDTH	HEIGHT	LIQUID	SUCTION	DRAIN	APPROX SHIP WT.
RM 25	220	0.77	30"	11"	11.38"	0.38"	0.38"	0.50"	26 lbs
RM 35	260	0.77	36"	11"	11.38"	0.38"	0.38"	0.50"	29 lbs
RM 50	335	0.77	36"	11"	14.38"	0.38"	0.38"	0.50"	35 lbs
RM 65	420	1.85	42"	11"	14.38"	0.38"	0.38"	0.50"	43 lbs

Due to continuing engineering improvements, specifications are subject to change without notice.

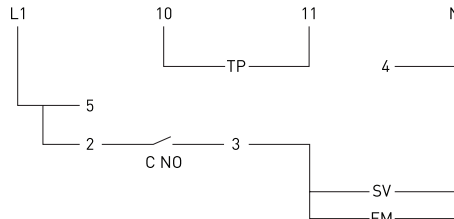
Mounting Diagrams



Condensing Unit Wiring



Fan Coil Wiring



Field Wiring

- L1** 115 V Line Voltage
- N** Neutral
- SV** Solenoid Valve
- FM** Fan Motor
- TP** Temperature Probe

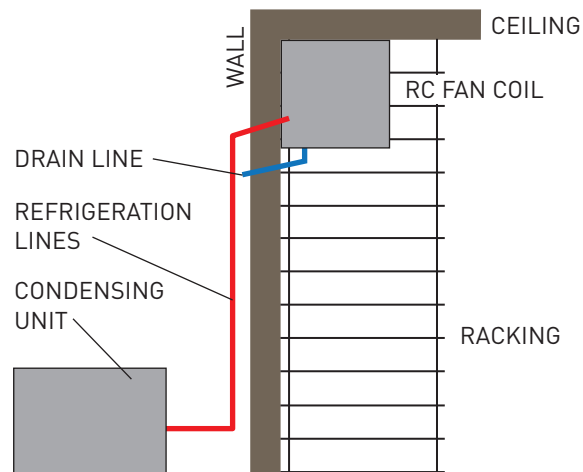
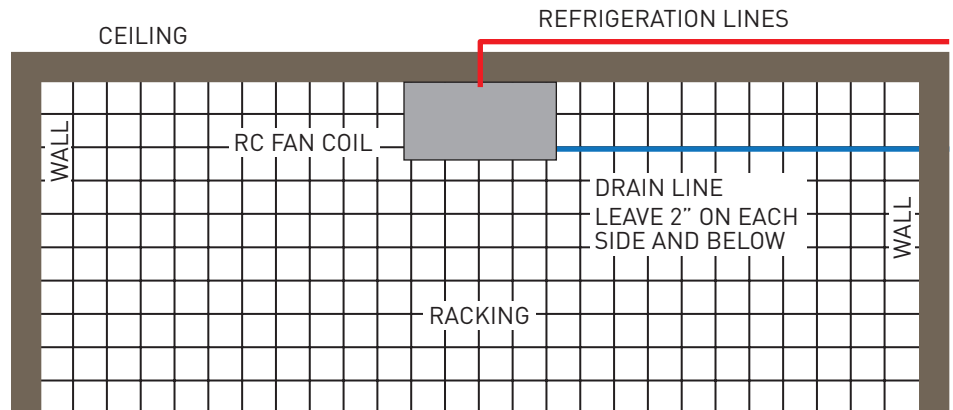
Back of Controller Connections

- 10** Temperature Probe
- 11** Temperature Probe
- 4** Neutral
- 5** 115V Line Voltage
- 2** Jumper from 5
- 3** Switch Leg to Fan Coil
- C NO** Internal normally open contact

RM SERIES

RM Cooling System Typical Installation

- Keep line sets as short as possible.
- Excessive number of turns will cause refrigerant flow problems. This could cause early compressor failure. Suction line accumulators are recommended. Required if working lower than the normal 55-65° operating range from wine cellar
- Drain line must always flow downhill to drain or pump
- The system is controlled by a pump down control system. There is no control wiring between thermostat and condensing unit
- The line connections at Fan Coil and Condensing Unit may not be the same as the required line sizes
- Standard line sets should be 50' or less. Extended runs may require larger line sizes and 3oz. oil must be added for every 10' over 35'



Ceiling Construction



EXTERIOR
 VAPOR BARRIER
 INSULATION –
 R19 OR BETTER
 INTERIOR

Wall Construction



EXTERIOR
 VAPOR BARRIER
 INSULATION –
 R12 OR BETTER
 INTERIOR