

RESISTOR

Symbol name	Value	Tolerance (J: 5%, F: 1%, D: 0.5%, B: 0.1 %)	Rating 0402=> 1/16W, 25V 0603 => 1/16W, 75V 0805 => 1/10W, 100V	Size 2=>0402, 3=>0603, 5=>0805, 6=>1206, 0=>1210
10KR3	10K Ohm	If no letter, it means J: 5%	1/16W, 75V	0603
33D3R5	33.3 Ohm	If no letter, it means J: 5%	1/10W, 100V	0805
1KR3F	1K Ohm	F: 1%	1/16W, 75V	0603

The naming rule is value + R + size + tolerance
 For the value, it can be read by the number before R. (R means resistor)
 For the tolerance, it can be read from the last letter.
 For the rating, we don't show on the symbol name.
 For the size, R2=>0402, R3=>0603, R5=>0805,....

CAPACITOR

Symbol name	Value	Tolerance (M: +/-20, K: +/-10, Z: +80/-20)	Rating	Size 2=>0402, 3=>0603, 5=>0805, 6=>1206, 0=>1210
SCD1U10V2MX-1	0.1uF	M/X5R	10V	0402
SC10U6D3V5MX	10uF	M/X5R	6.3V	0805
SC2D2U16V5ZY	2.2uF	Z/Y5V	16V	0805

The naming rule is
 Capacitor type + value + rating + size + tolerance + material
 SCD1U10V2MX-1
 SC=> SMT Ceramic, TC=> POS cap or SP cap
 D1U => 0.1uF
 10V => the voltage rating is 10V
 2=> 0402, 3=>0603, 5=>0805
 M=>tolerance M, K, Z
 X=> X7R/X5R, Y=> Y5V
 -1 => symbol version, nonsense to EE characteristic

PLANAR_ID[3..0]

ICH7-M GPIO _n	39	38	37	36	Planar ID Version	Planar PCB Version
PLANAR_ID _n	3	2	1	0		

EC HISTORY

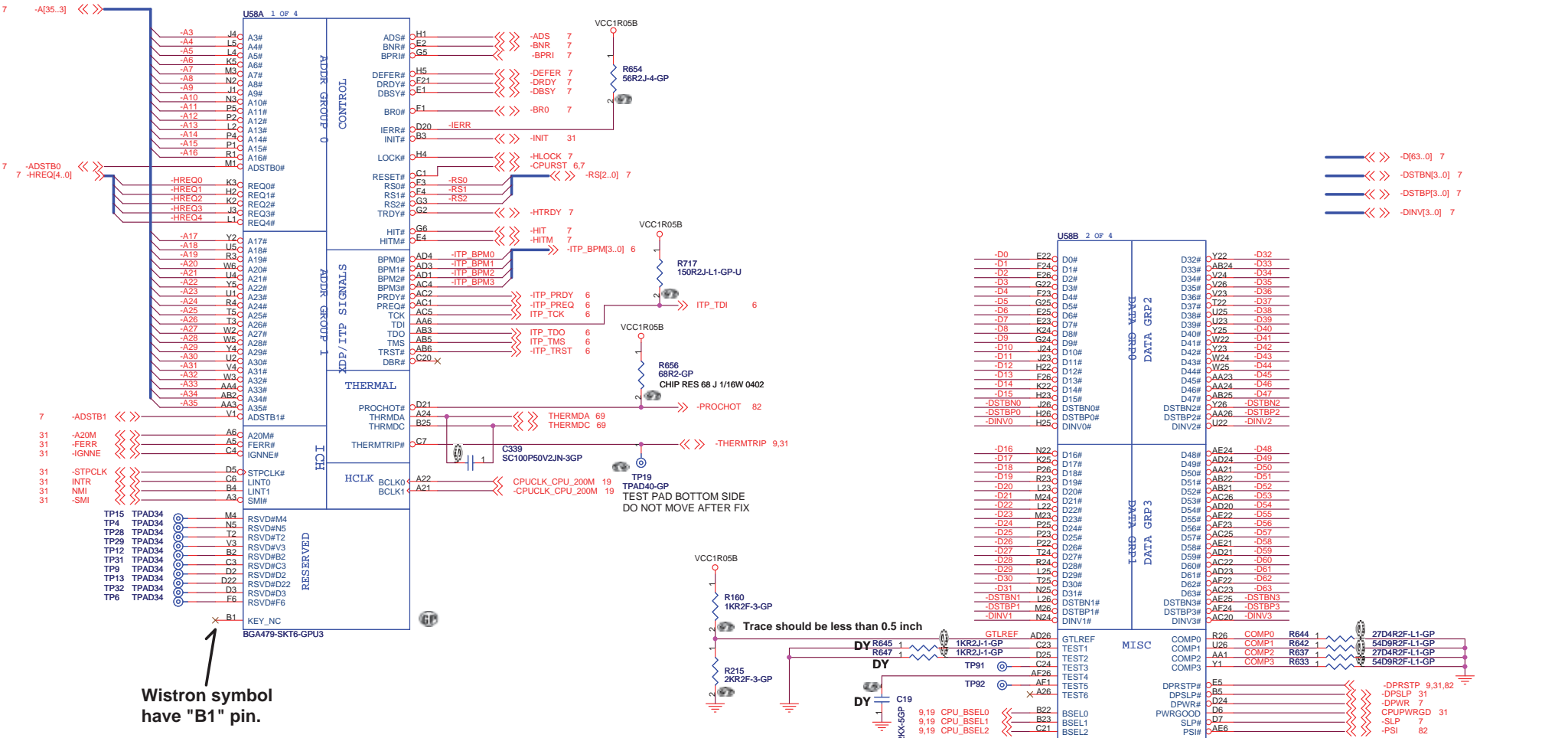
Stage	Date	EC No.	Page	Note

PCI TABLE

DEVICE	IDSEL	IRQ (Default)	REQ# / GNT#
MINIPCI SLOT	AD18	F, G	REQ# 3/ GNT#3
CARDBUS R5C811	AD16	SERIRQ	REQ#0 / GNT#0
USB UHCI	AD29	A, C, D	
USB 2.0 EHCI	AD29	H	
DMI-to-PCI/ AC97 Modem/ AC97 Audio	AD30	B B	
LPC Bridge IDE SATA SMBus	AD31	C C B	
PCI Express	AD28	A, B, C, D	

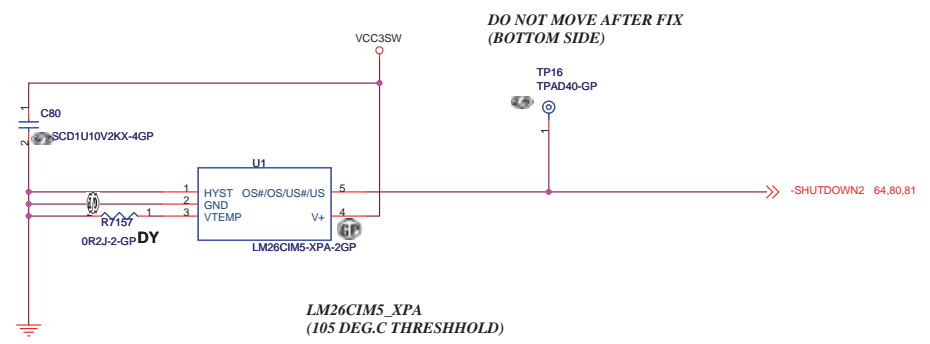
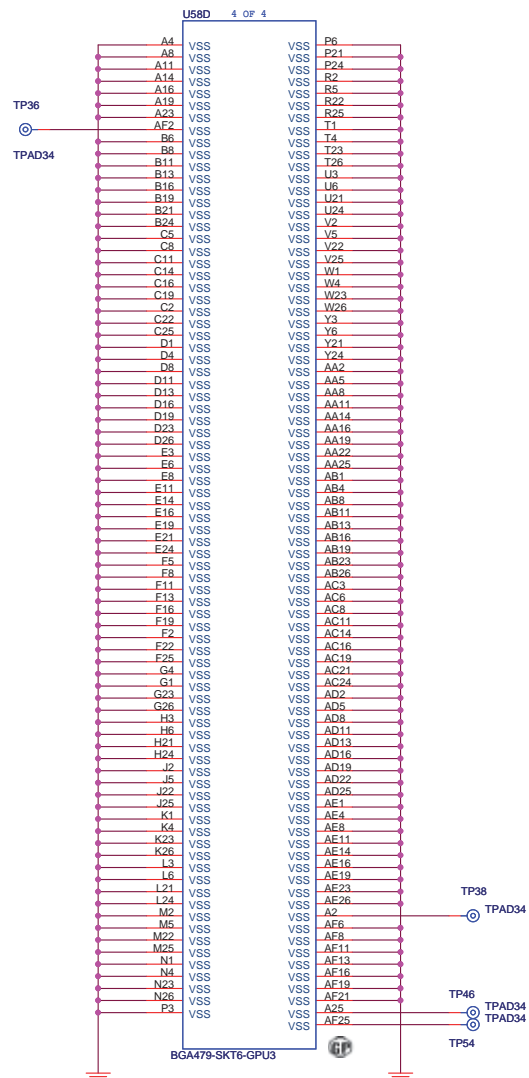
<Variant Name>

緯創資通		Wistron Corporation	
<small>21F, 88, Sec.1, Hsin Tai Wu Rd., Hsichih, Taipei Hsien 221, Taiwan, R.O.C.</small>			
Title			
Reference			
Size Custom	Document Number		Rev 1
Date: Friday, April 20, 2007		Sheet 2 of	99
		Rnote-4	

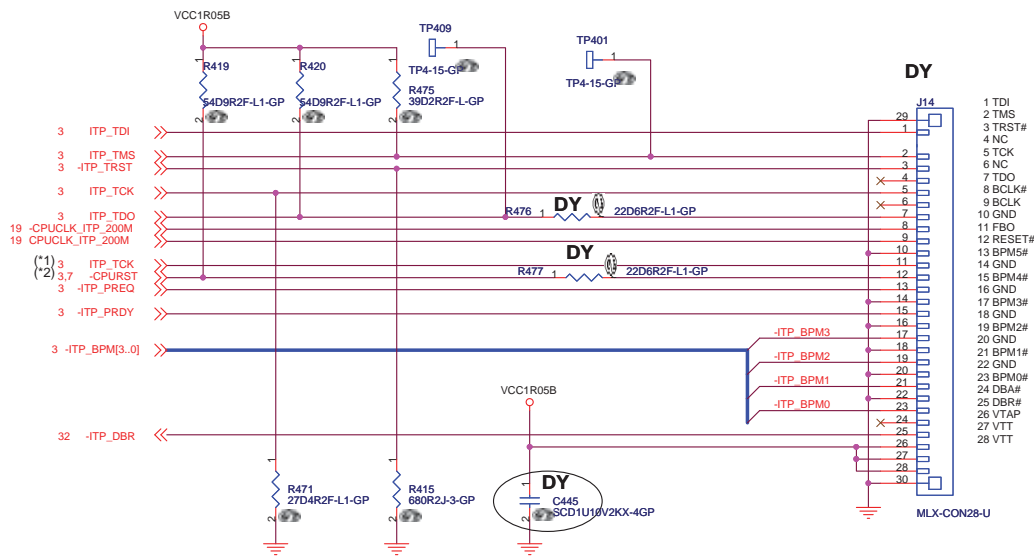


- <<>> -D{63.0} 7
- <<>> -DSTBN{3.0} 7
- <<>> -DSTBP{3.0} 7
- <<>> -DINV{3.0} 7

COMP 0/2: Z0=27.4 OHM TRACE <0.5"
 COMP 1/3: Z0=55 OHM TRACE <0.5"



ADD Table	
U1	R7157
LM26 (NS)	NOASM
MAX6519(MAXIM)	
MAX6501(MAXIM) ASM	
ADT6501(ADI)	



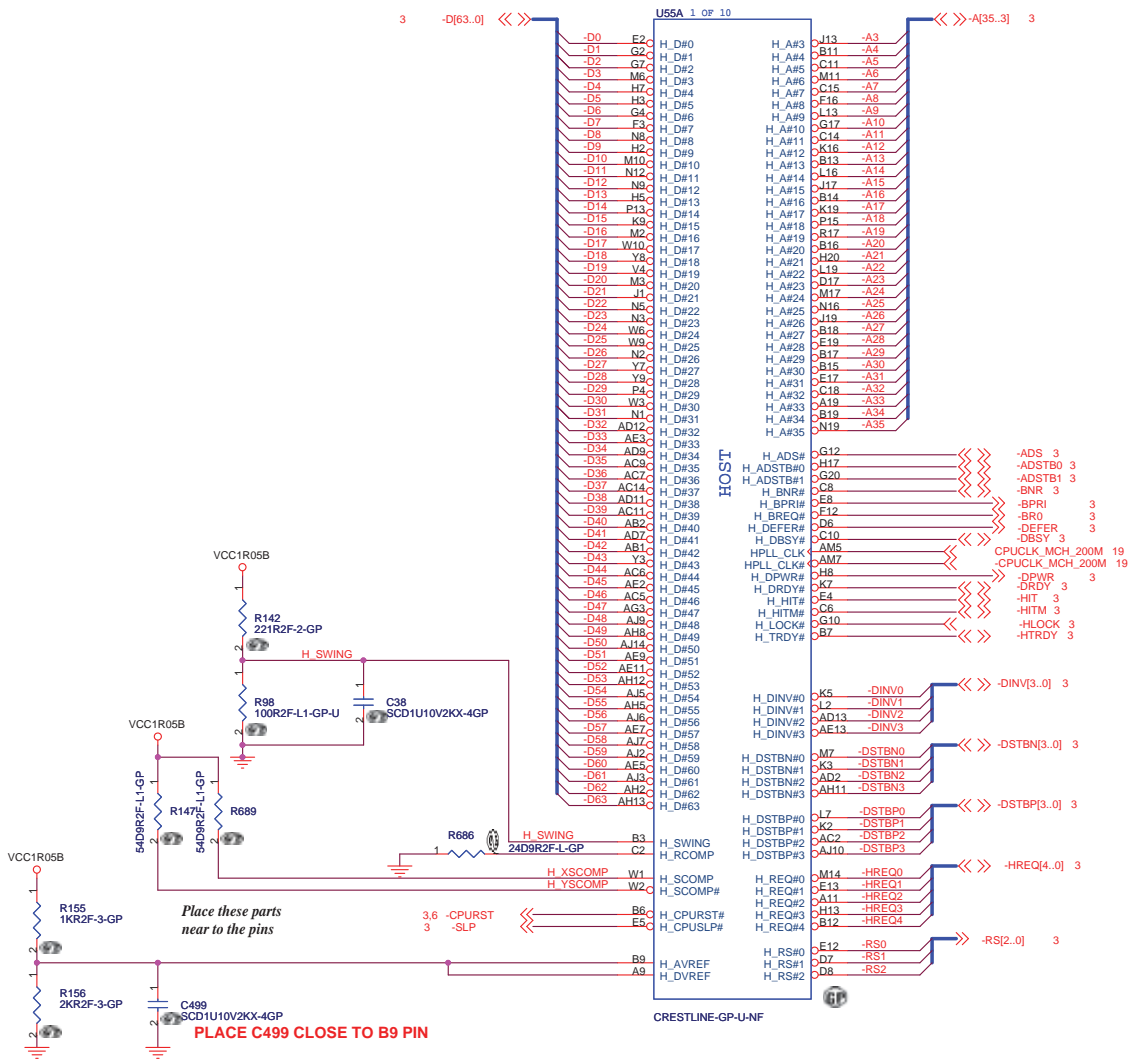
(*1) TCK SIGNAL IS BRANCHED AT YONAH PIN

(*2) -CPURST SIGNAL IS BRANCHED AT CRESTLINE PIN

Ref Des	For ITP 700Flex	For ITP-XDP
J14	NO_ASM-->ASM	NO_ASM-->ASM
C445	ASM-->ASM	ASM-->ASM
R717	ASM (No Change)	ASM--> 51 5% ASM
R476	ASM-->ASM	ASM-->ASM
R477	ASM-->ASM	ASM-->1K 5% ASM
R415	ASM (No Change)	ASM (No Change)
R419	ASM (No Change)	ASM-->NO_ASM
R420	ASM (No Change)	ASM (No Change)
R471	ASM (No Change)	ASM-->51 5% ASM
R475	ASM (No Change)	ASM-->51 5% ASM

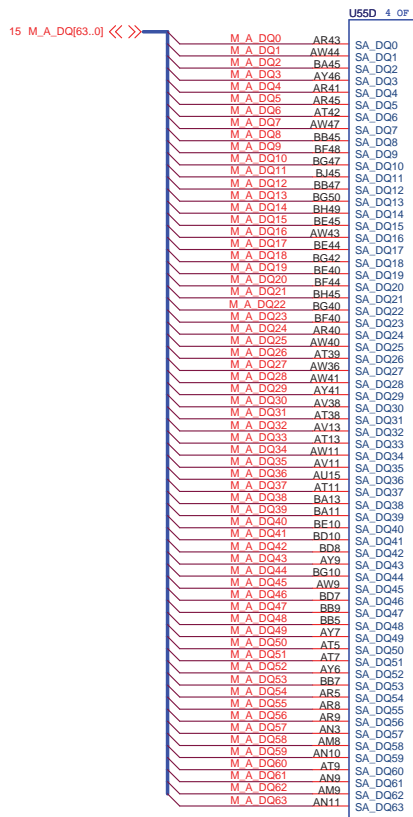
NOTE: C445, C476 AND R477 "ASM" BEFORE SIT, "NO_ASM" FROM SIT.

<Variant Name>




Route H_XSWING & H_YSWING
10 mil wide / 20 mil spacing

Route H_XRCOMP & H_YRCOMP 10 mil wide /
20 mil spacing



DDR SYSTEM MEMORY A

CRESTLINE-GP-U-NF



DDR SYSTEM MEMORY B

CRESTLINE-GP-U-NF

<Variant Name>

緯創資通 Wistron Corporation
21F, 88, Sec.1, Hsin Tai Wu Rd., Hsichih, Taipei Hsien 221, Taiwan, R.O.C.

Title: **Crestline(2/7):DDR2**

Size: Document Number
Custom

Date: Friday, April 27, 2007

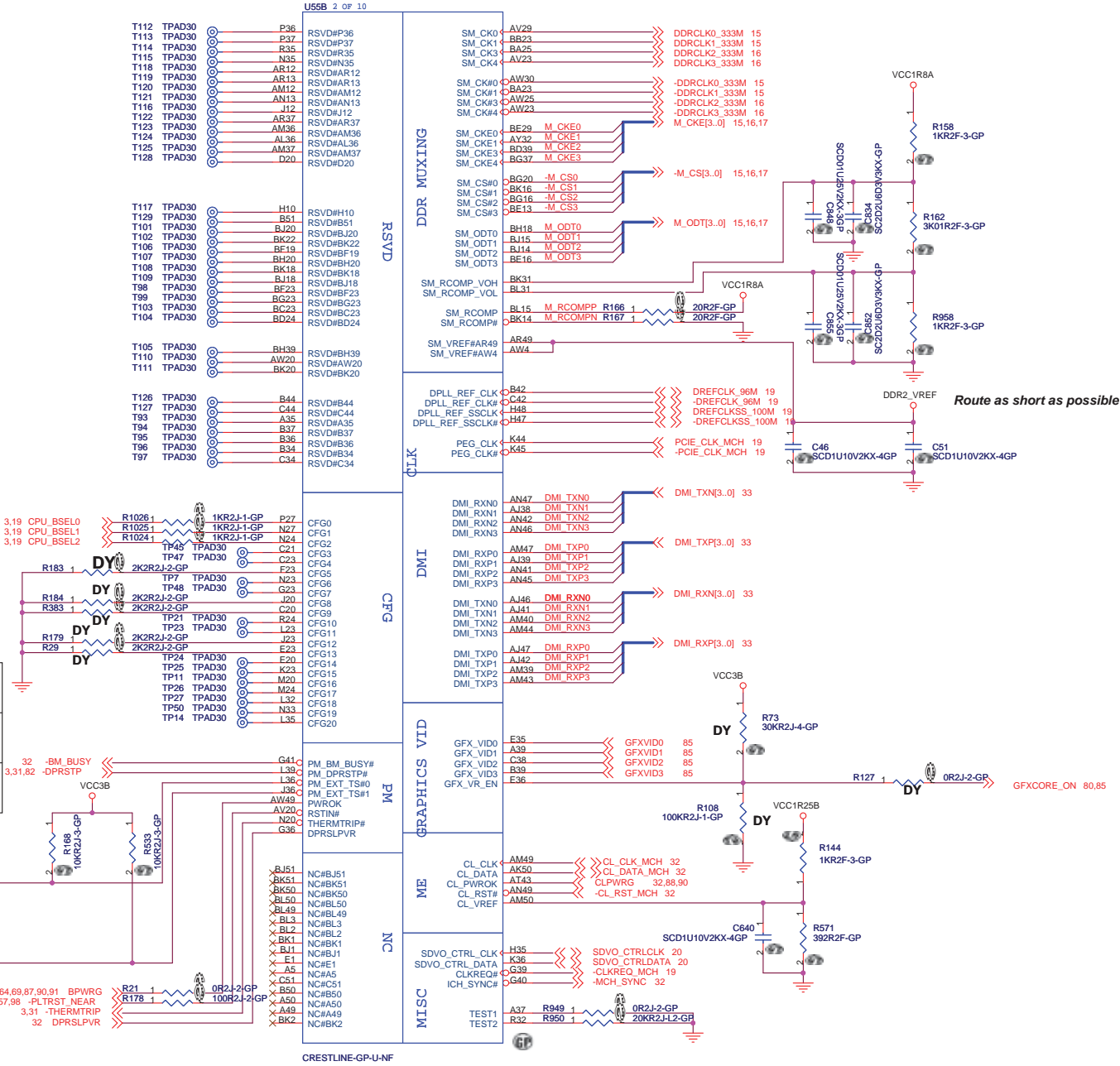
Sheet 8 of 99

Rev 1

Rnote-4


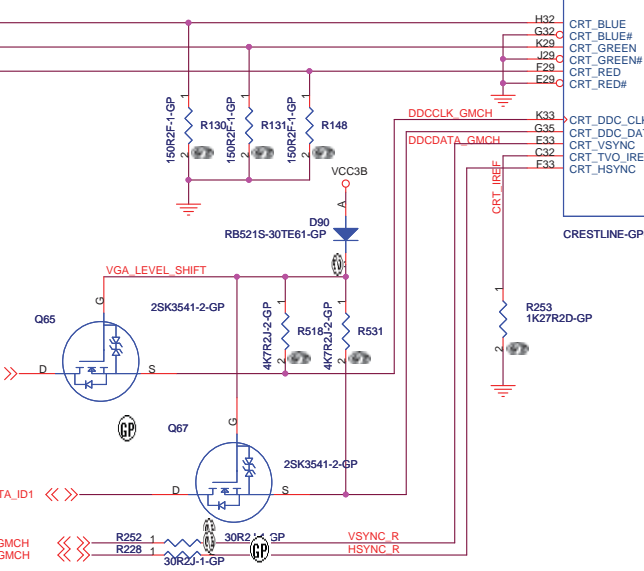
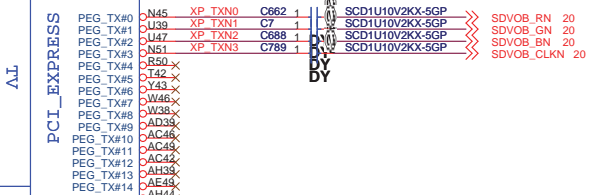
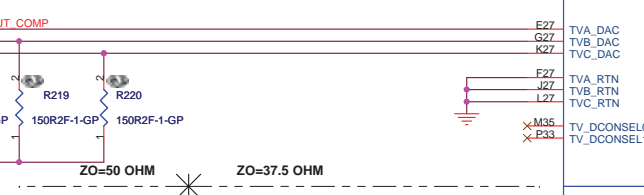
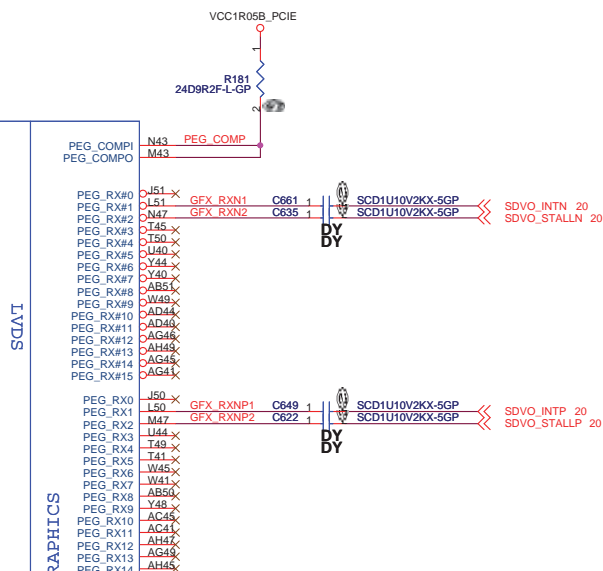
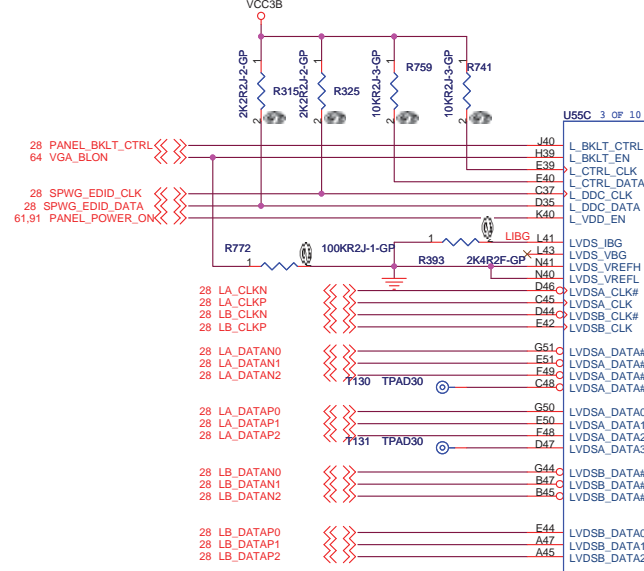
	BSEL2	BSEL1	BSELO
533M	0	0	1
667M	0	1	1
800M	0	1	0



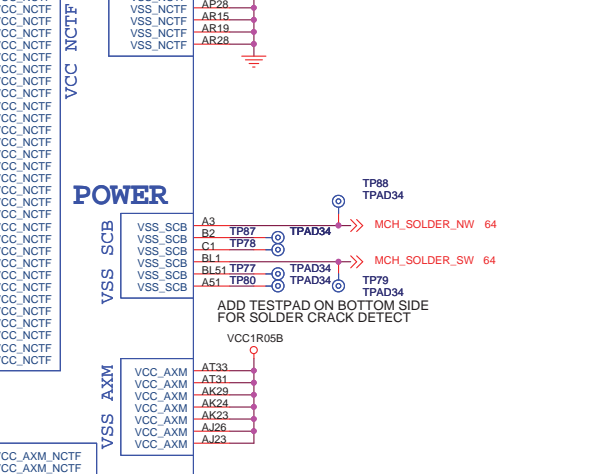
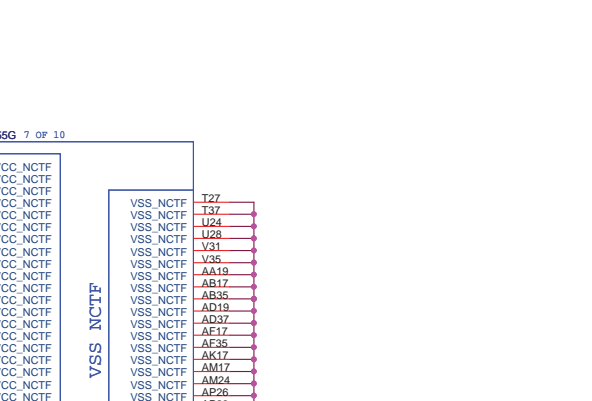
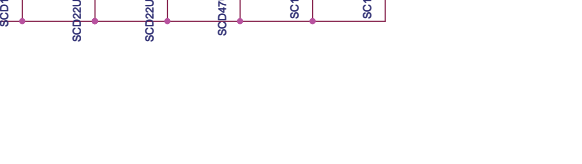
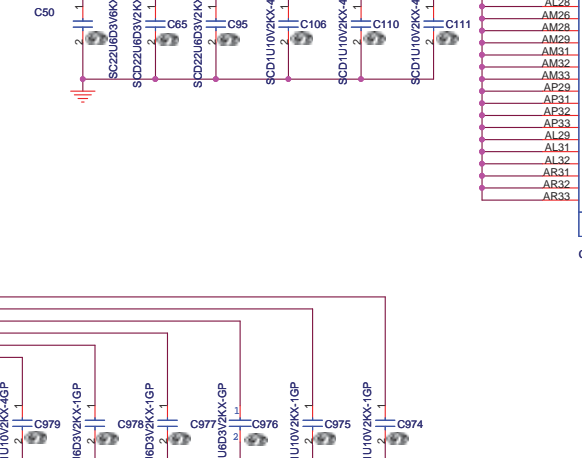
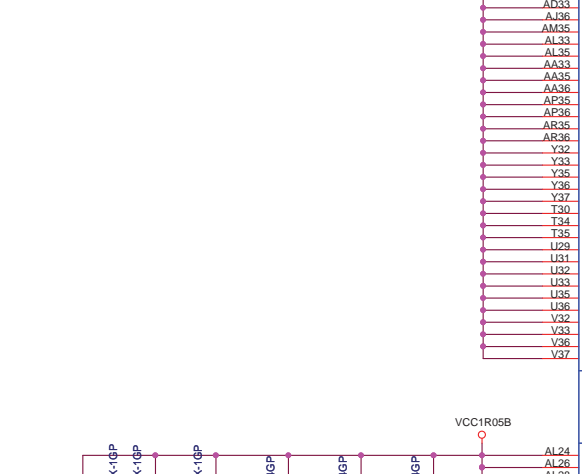
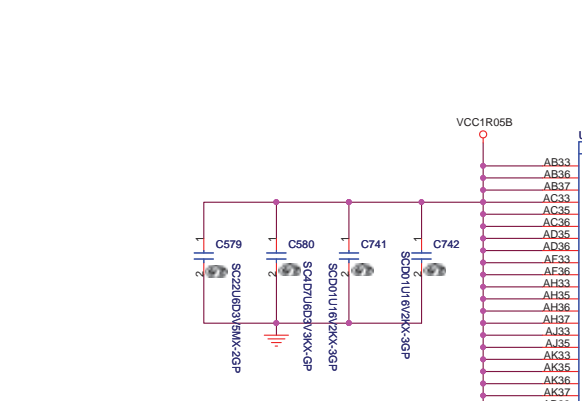
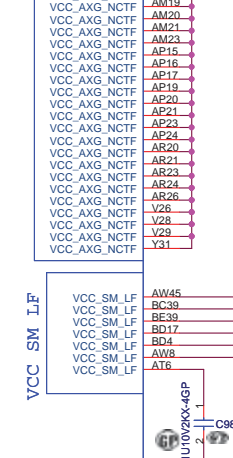
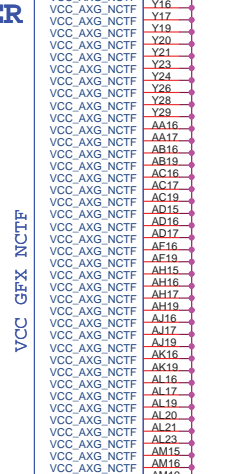
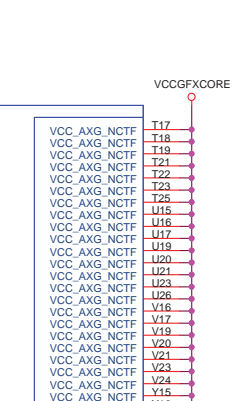

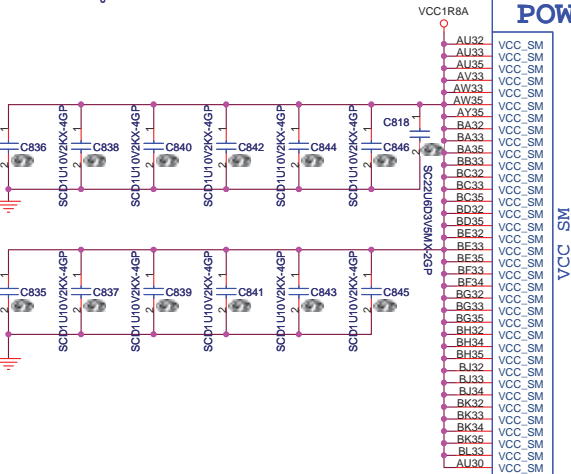
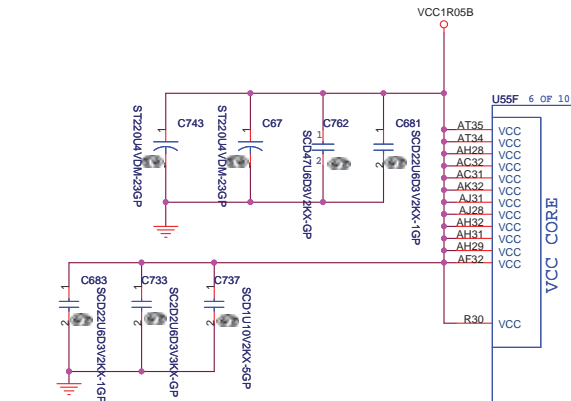
- CFG[17:3] INTERNAL PULLUP
- CFG[20:18] INTERNAL PULLDOWN
- DMI R183
- X2 :ASM
- X4 :NO-ASM
- LOW POWER PCIE R184
- NORMAL : ASM
- LOW POWER MODE : NO-ASM
- R383
- LANE REVERSEL : ASM
- NORMAL :NO-ASM



<Variant Name>

緯創資通 Wistron Corporation	
21F, 88, Sec.1, Hsin Tai Wu Rd., Hsichih, Taipei Hsien 221, Taiwan, R.O.C.	
Crestline(3/7):DMI/PM/CFG/GF	
Title	Rev 1
Size	Document Number
Custom	Rnote-4
Date: Friday, April 20, 2007	Sheet 9 of 99





TP88
TPAD34
MCH_SOLDER_NW 64
MCH_SOLDER_SW 64
TP79
TPAD34
ADD TESTPAD ON BOTTOM SIDE FOR SOLDER CRACK DETECT

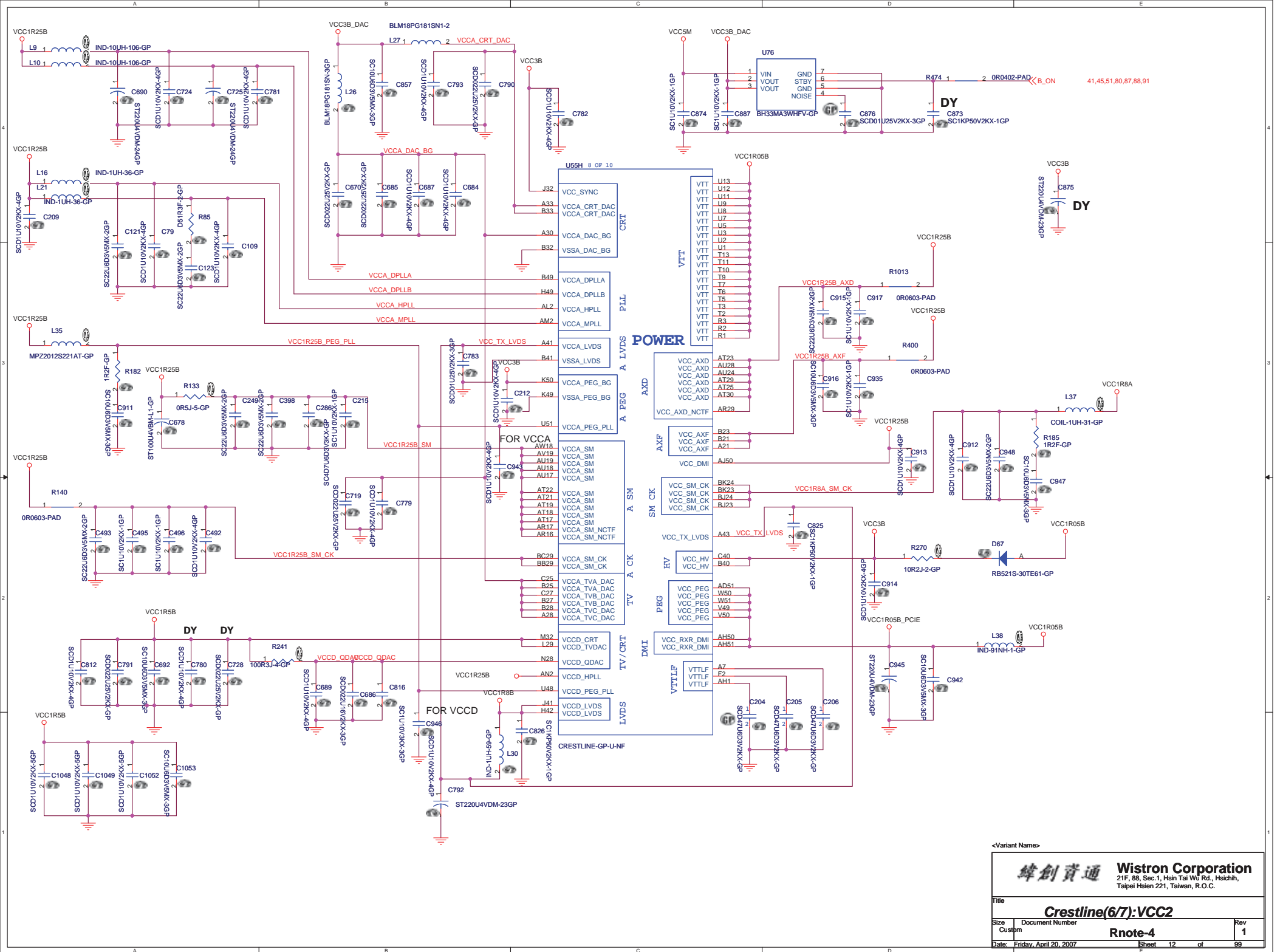
<Variant Name>

緯創資通 Wistron Corporation
21F, 88, Sec.1, Hsin Tai Wu Rd., Hsichih, Taipei Hsien 221, Taiwan, R.O.C.

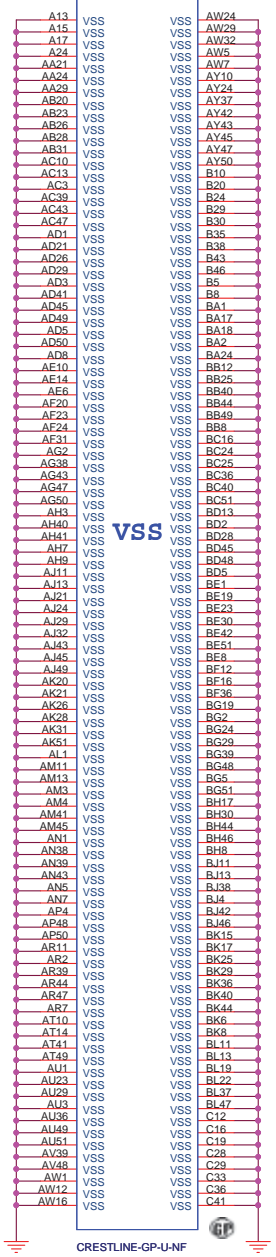
Title: **Crestline(5/7):VCC1**

Size: Document Number
Custm: **Rnote-4** Rev: 1

Date: Friday, April 20, 2007 Sheet: 11 of 99



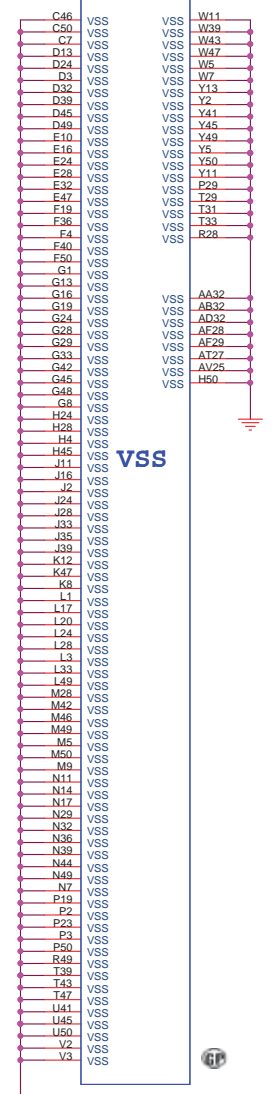
U55I 9 OF 10



VSS

CRESTLINE-GP-U-NF

U55J10 OF 10



VSS

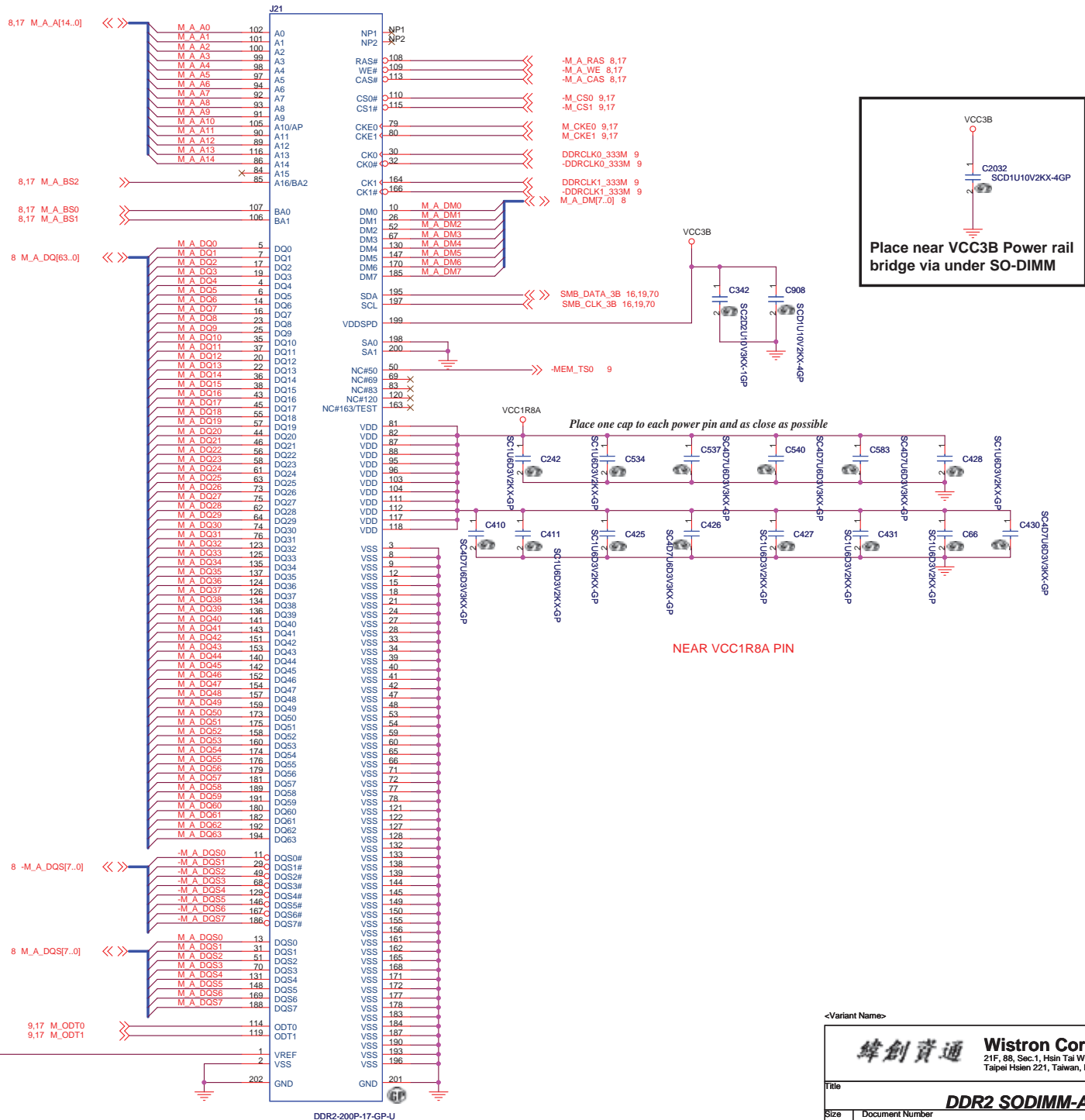
CRESTLINE-GP-U-NF

<Variant Name>

緯創資通 Wistron Corporation	
21F, 88, Sec.1, Hsin Tai Wu Rd., Hsichih, Taipei Hsien 221, Taiwan, R.O.C.	
Crestline(7/7):GND	
Title	
Size	Document Number
Custom	Rnote-4
Date: Friday, April 20, 2007	Rev 1
Sheet 13	of 99

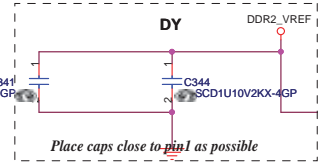
BLANK

<Variant Name>			
緯創資通		Wistron Corporation 21F, 88, Sec.1, Hsin Tai Wu Rd., Hsichih, Taipei Hsien 221, Taiwan, R.O.C.	
Title			
BLANK			
Size	Document Number		Rev
Custom	Rnote-4		1
Date:	Friday, April 20, 2007	Sheet	14 of 99



Place near VCC3B Power rail bridge via under SO-DIMM

NEAR VCC1R8A PIN

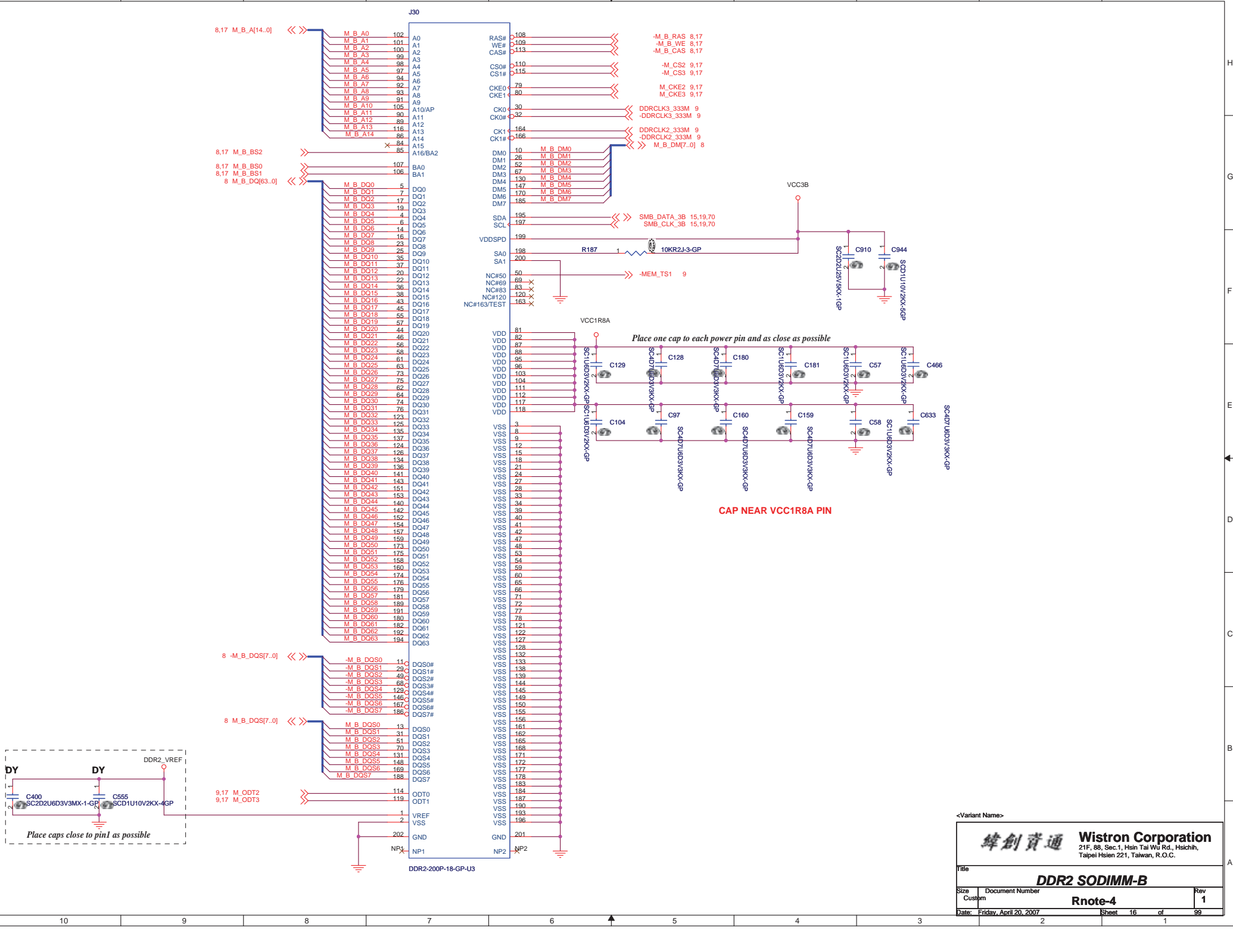


<Variant Name>

緯創資通 Wistron Corporation
21F, 88, Sec.1, Hsin Tai Wu Rd., Hsichih, Taipei Hsien 221, Taiwan, R.O.C.

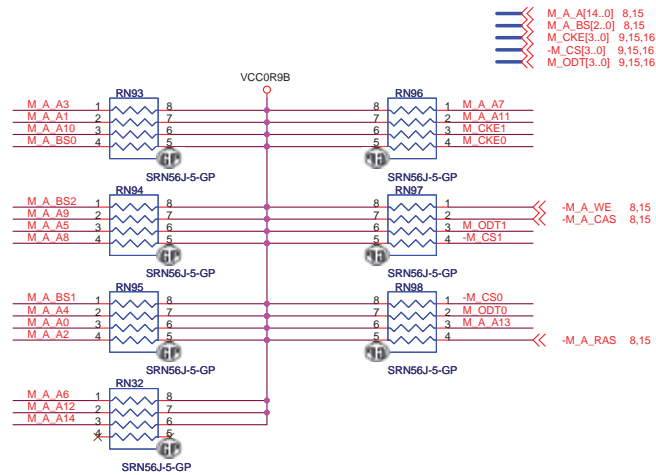
Title: **DDR2 SODIMM-A**

Size	Document Number	Rev
Custom	Rnote-4	1
Date: Friday, April 20, 2007	Sheet 15 of 99	

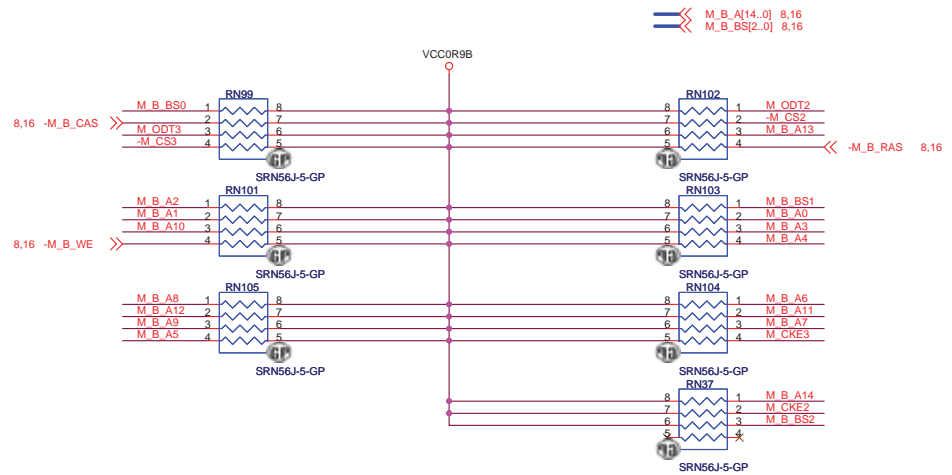


<p align="center">緯創資通 Wistron Corporation 21F, 88, Sec.1, Hein Tai Wu Rd., Hsichin, Taipei Hsien 221, Taiwan, R.O.C.</p>		
<p align="center">DDR2 SODIMM-B</p>		
<p>Size: Custom</p>	<p>Document Number: Rnote-4</p>	<p>Rev: 1</p>
<p>Date: Friday, April 20, 2007</p>	<p>Sheet 16 of 99</p>	

CHANNEL A PARALLEL TERMINATION



CHANNEL B PARALLEL TERMINATION



<Variant Name>

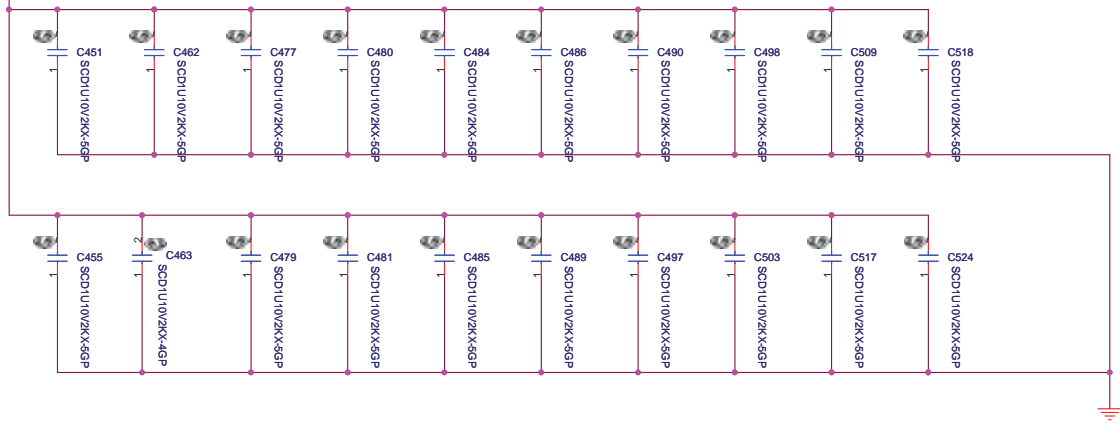
緯創資通 Wistron Corporation
21F, 88, Sec.1, Hsin Tai Wu Rd., Hsichih, Taipei Hsien 221, Taiwan, R.O.C.

Title: **DDR-2 TERMINATION**


Size	Document Number	Rev
Custom	Rnote-4	1
Date: Friday, April 20, 2007	Sheet 17 of 99	

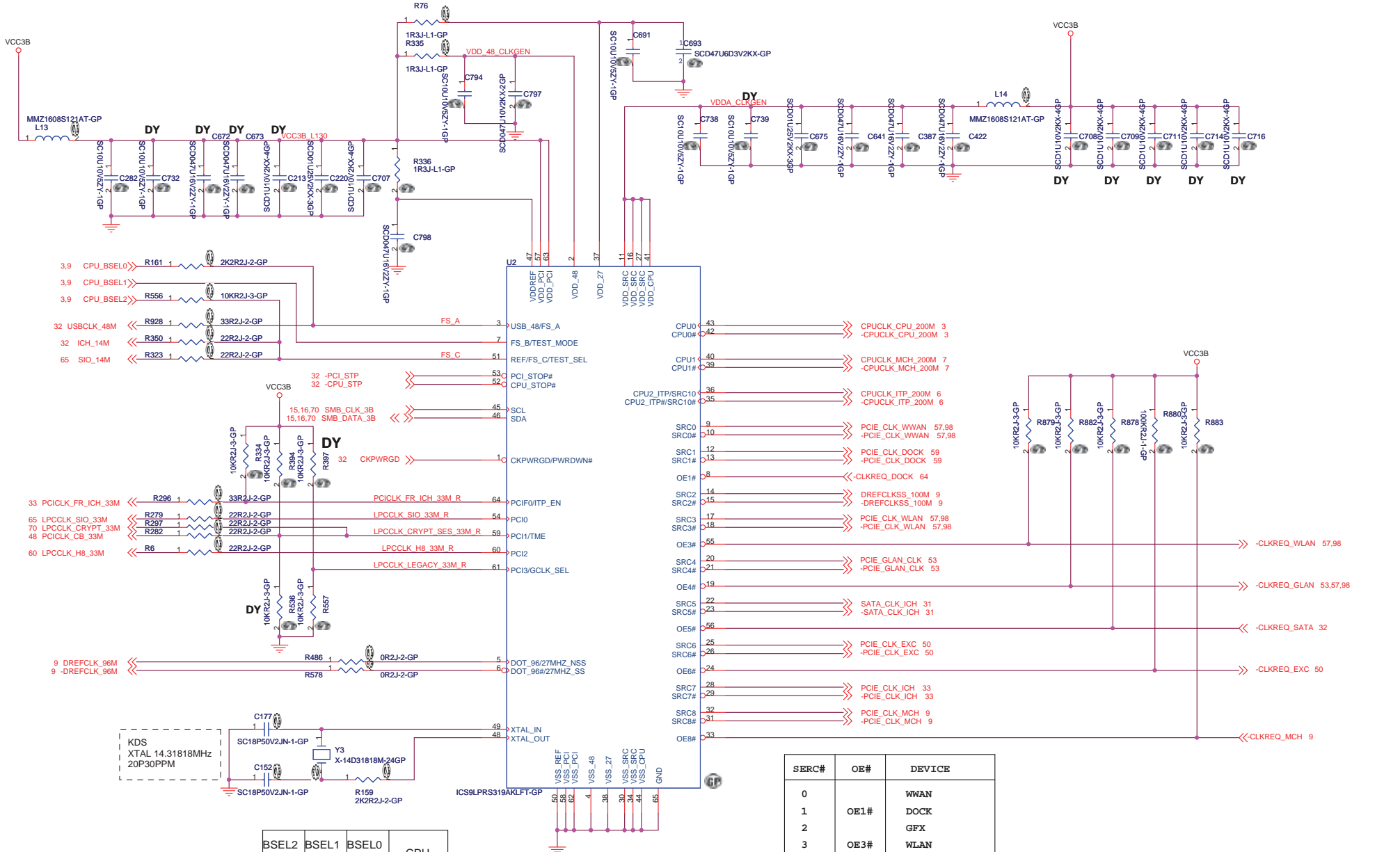
VCC0R9B

PLACE 1 CAP FOR EVERY 2 BITS TERMINATION TO VCC0R9A.



<Variant Name>

		Wistron Corporation 21F, 88, Sec.1, Hsin Tai Wu Rd., Hsichin, Taipei Hsien 221, Taiwan, R.O.C.	
Title			
DDR-2 DECOUPLING			
Size	Document Number		Rev
Custom	Rnote-4		1
Date: Friday, April 20, 2007	Sheet 18		of 99



SERC#	OE#	DEVICE
0		WWAN
1	OE1#	DOCK
2		GFYX
3	OE3#	WLAN
4	OE4#	ETHERNET
5	OE5#	SATA
6	OE6#	EXPRESS CARD
7		ICH
8	OE8#	MCH

BSEL2	BSEL1	BSEL0	CPU
FSC	FSB	FSA	
0	1	1	166M
0	1	0	200M
0	0	0	266M
1	0	0	333M

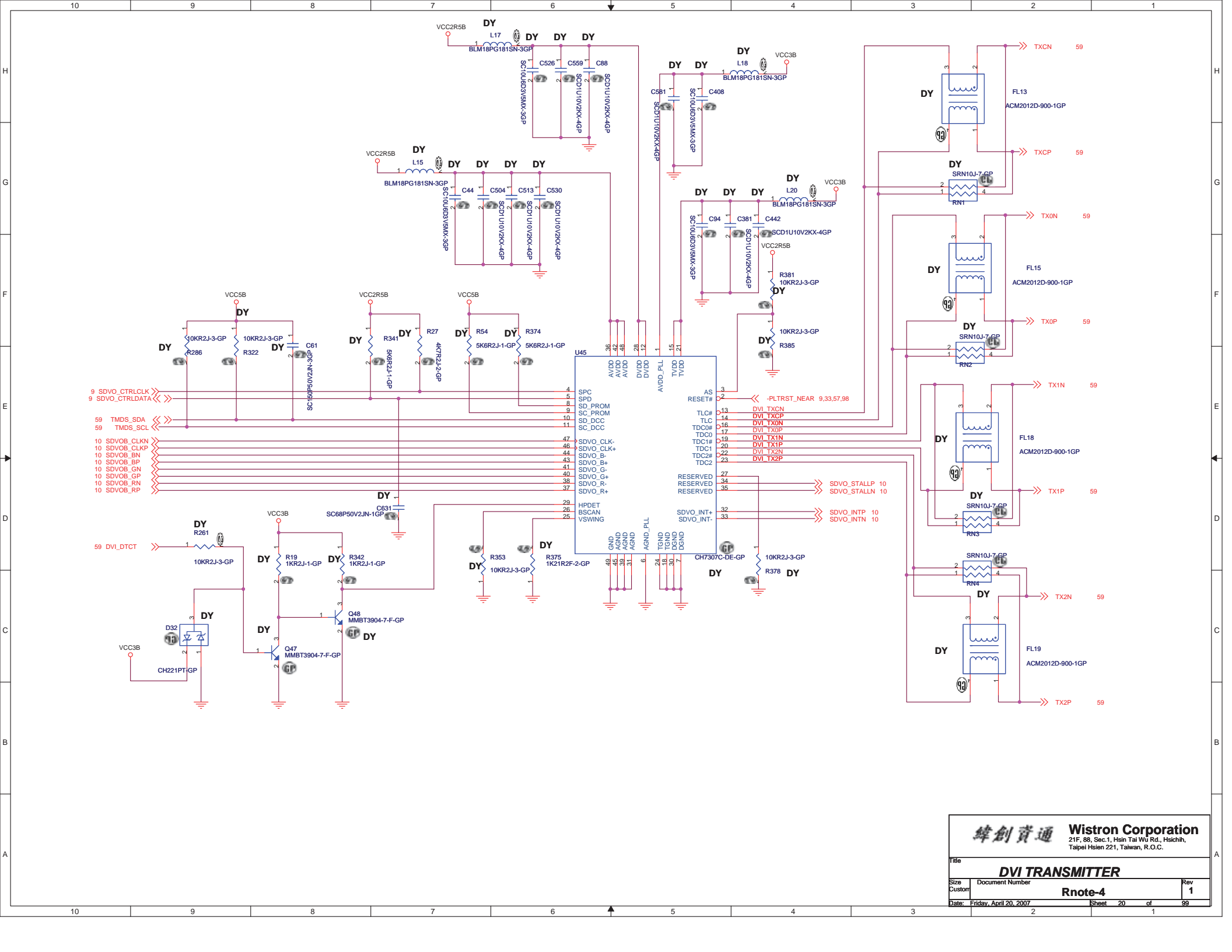
<Variant Name>

緯創資通 Wistron Corporation
 21F, 88, Sec.1, Hsin Tai Wu Rd., Hsichih,
 Taipei Hsien 221, Taiwan, R.O.C.

Title: **CLOCK GEN**

Size: Document Number
 Custom: **Rnote-4** Rev: 1

Date: Friday, April 20, 2007 Sheet 19 of 99



BLANK

緯創資通 **Wistron Corporation**
21F, 88, Sec.1, Hsin Tai Wu Rd., Hsichih,
Taipei Hsien 221, Taiwan, R.O.C.

Title		BLANK	
Size	Document Number	Rev	1
Custom	Rnote-4		
Date: Friday, April 20, 2007	Sheet	21	of 99

BLANK

緯創資通 **Wistron Corporation**
21F, 88, Sec.1, Hsin Tai Wu Rd., Hsichih,
Taipei Hsien 221, Taiwan, R.O.C.

Title		BLANK	
Size	Document Number	Rev	1
Custom	Rnote-4		
Date:	Friday, April 20, 2007	Sheet	22 of 99

BLANK

緯創資通		Wistron Corporation	
		21F, 88, Sec.1, Hsin Tai Wu Rd., Hsichin, Taipei Hsien 221, Taiwan, R.O.C.	
Title			
BLANK			
Size	Document Number	Rev	
Custom	Rnote-4	1	
Date:	Friday, April 20, 2007	Sheet	23 of 99
		2	1

BLANK

緯創資通 **Wistron Corporation**
21F, 88, Sec.1, Hsin Tai Wu Rd., Hsichin,
Taipei Hsien 221, Taiwan, R.O.C.

Title		
BLANK		
Size	Document Number	Rev
Custom	Rnote-4	1
Date: Friday, April 20, 2007	Sheet 24 of 99	1

BLANK

緯創資通		Wistron Corporation	
21F, 88, Sec.1, Hsin Tai Wu Rd., Hsichin, Taipei Hsien 221, Taiwan, R.O.C.		21F, 88, Sec.1, Hsin Tai Wu Rd., Hsichin, Taipei Hsien 221, Taiwan, R.O.C.	
Title			
BLANK			
Size	Document Number	Rev	
Custom	Rnote-4	1	
Date:	Friday, April 20, 2007	Sheet	25 of 99
		2	1

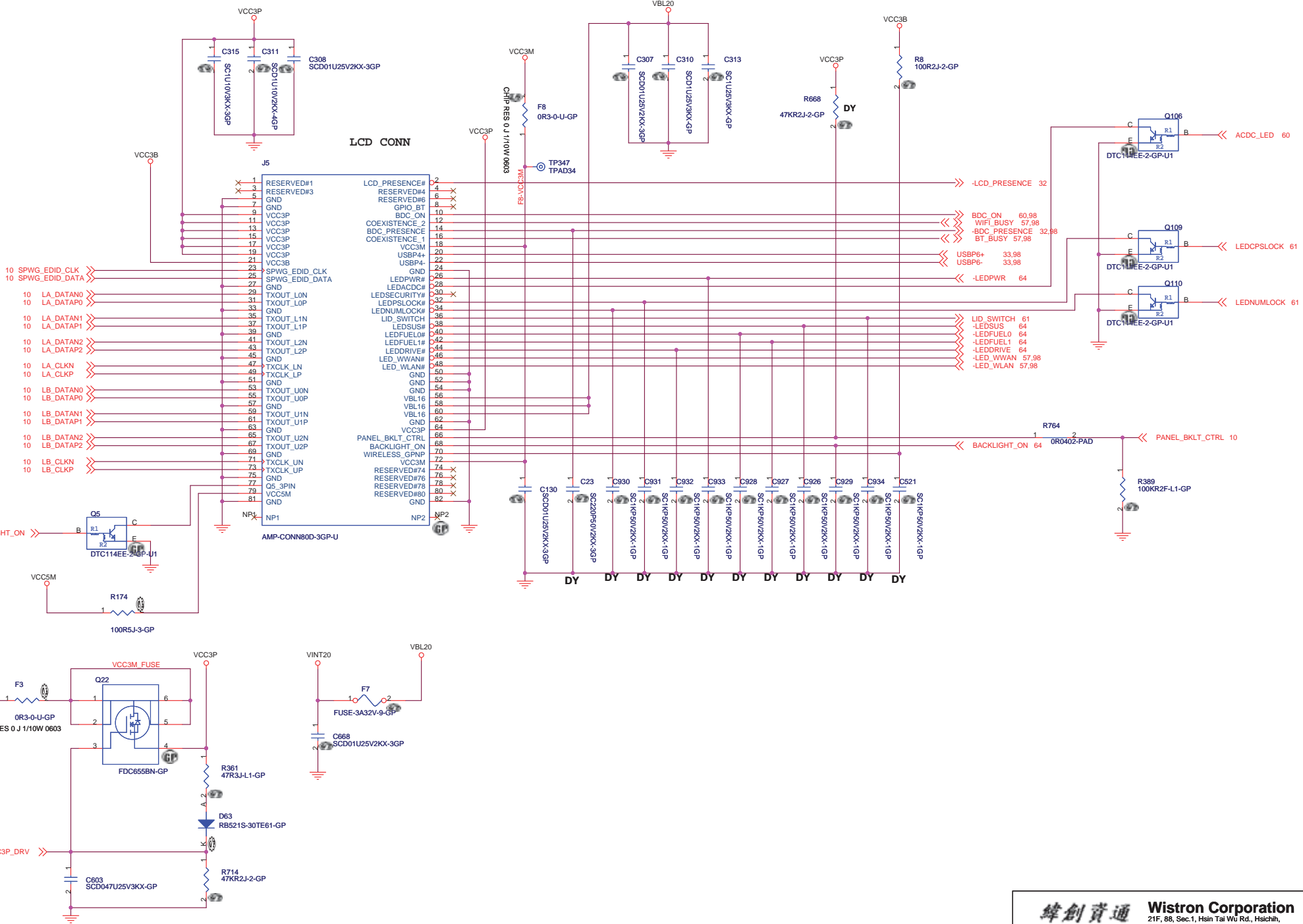
BLANK

緯創資通 **Wistron Corporation**
21F, 88, Sec.1, Hsin Tai Wu Rd., Hsichin,
Taipei Hsien 221, Taiwan, R.O.C.

Title		
BLANK		
Size	Document Number	Rev
Custom	Rnote-4	1
Date: Friday, April 20, 2007	Sheet 26 of 99	1

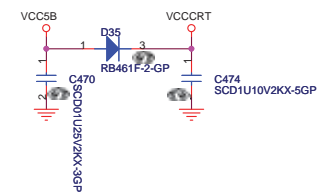
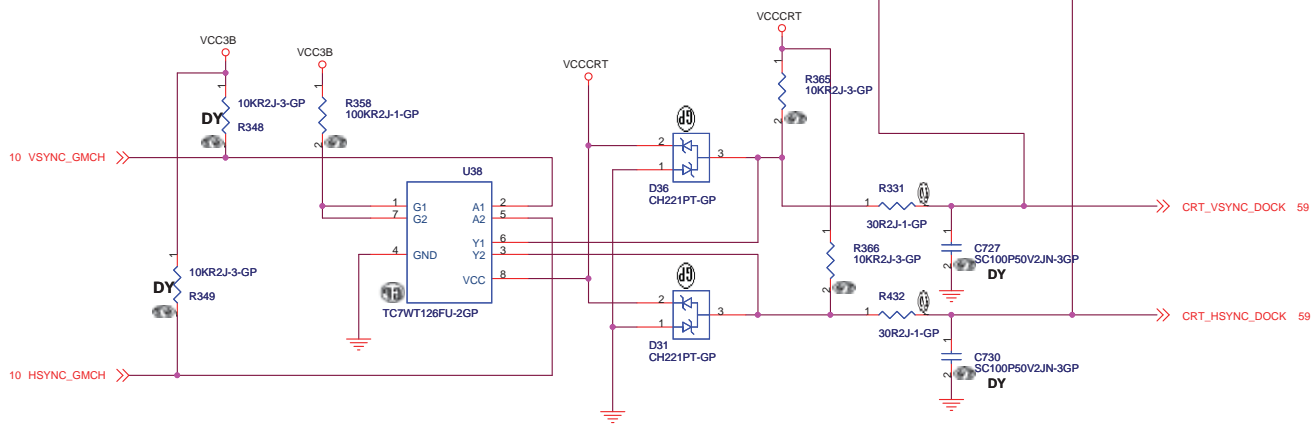
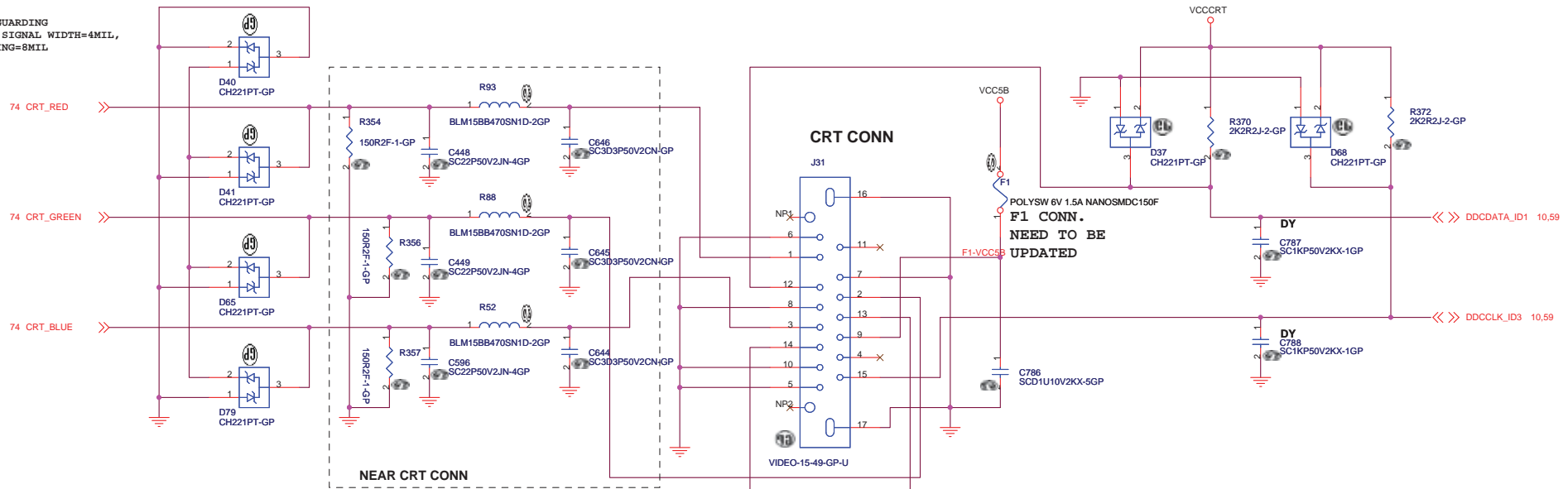
BLANK

緯創資通		Wistron Corporation	
		21F, 88, Sec.1, Hsin Tai Wu Rd., Hsichin, Taipei Hsien 221, Taiwan, R.O.C.	
Title			
BLANK			
Size	Document Number	Rev	
Custom	Rnote-4	1	
Date:	Friday, April 20, 2007	Sheet	27 of 99



Wistron Corporation 21F, 88, Sec.1, Hsin Tai Wu Rd., Hsichih, Taipei Hsien 221, Taiwan, R.O.C.		
LCD CONNECTOR		
Title Size Custom	Document Number Rnote-4	Rev 1
Date: Friday, April 20, 2007		Sheet 28 of 99

GND GUARDING
EACH SIGNAL WIDTH=4MIL,
SPACING=8MIL

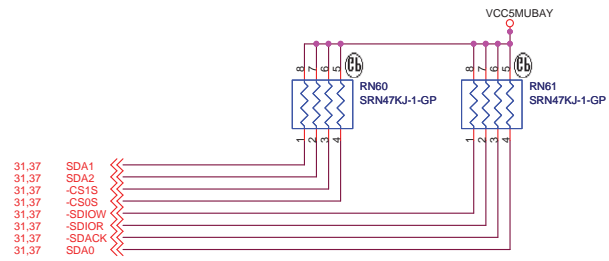
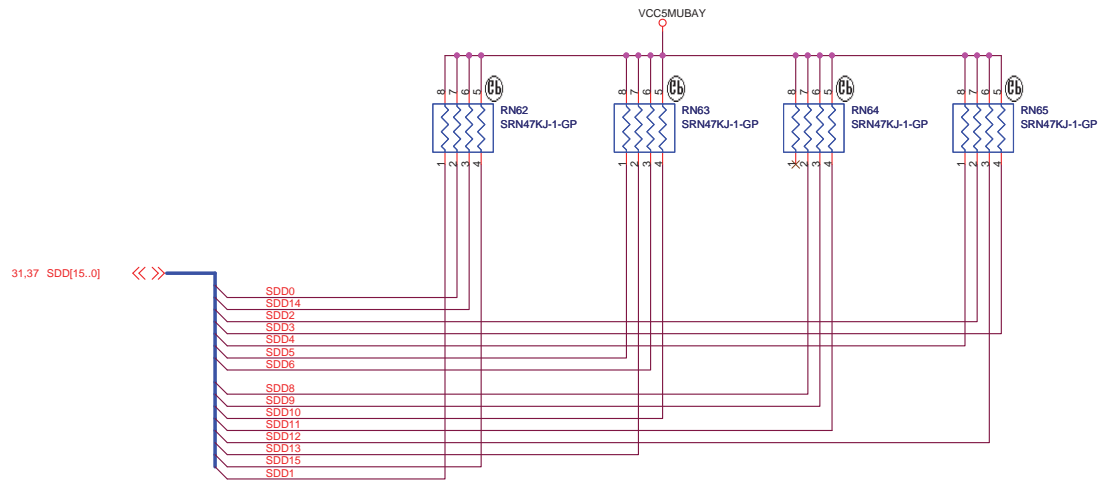


緯創資通 Wistron Corporation
21F, 88, Sec.1, Hsin Tai Wu Rd., Hsichih,
Taipei Hsien 221, Taiwan, R.O.C.

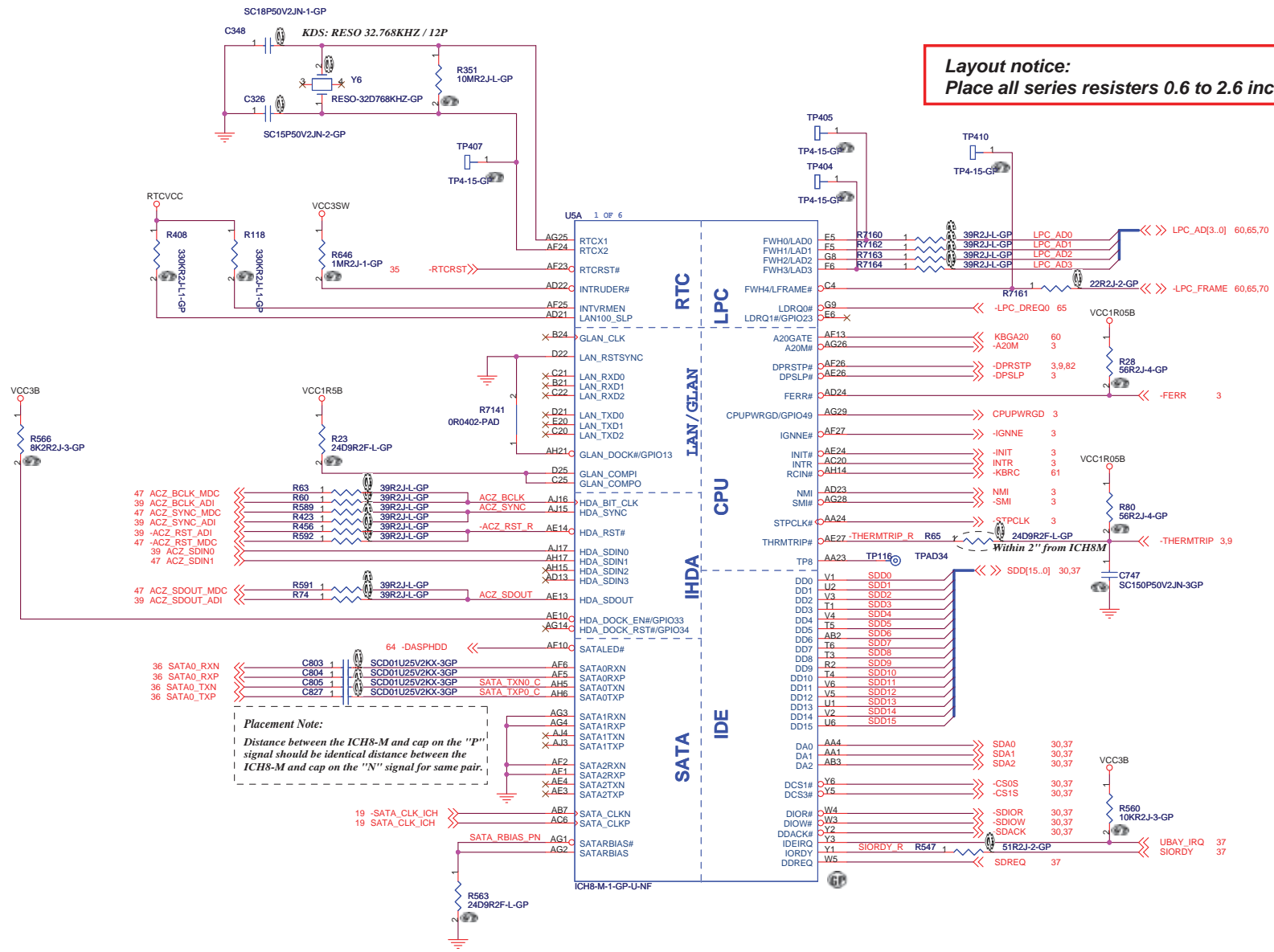
EXT CRT INTERFACE

Rnote-4

Title	Document Number	Rev
Size		1
Custom		
Date: Friday, April 20, 2007	Sheet 29 of 99	

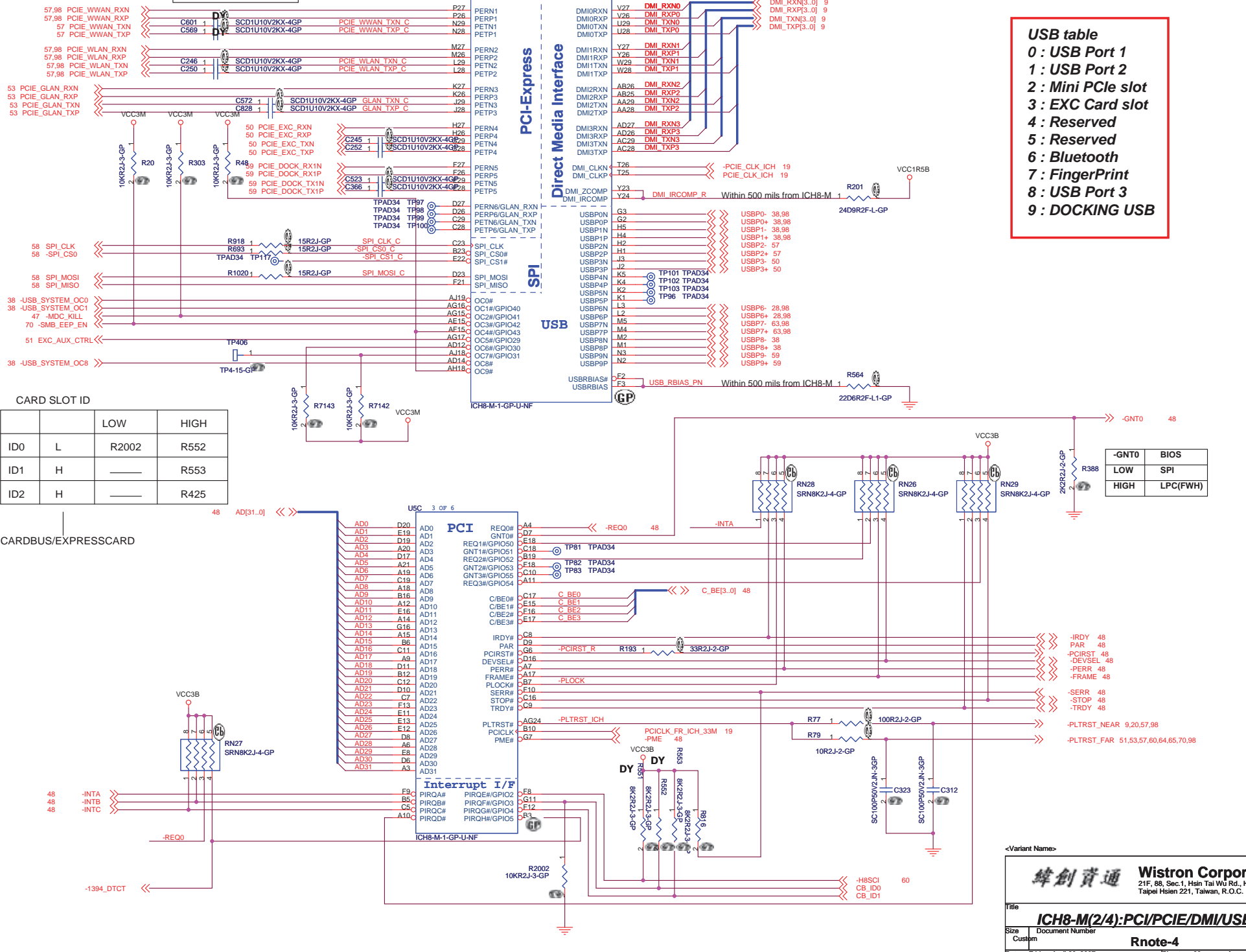


Layout notice:
Place all series resistors 0.6 to 2.6 inch from the ICH8



Placement Note:
Distance between the ICH8-M and cap on the "P" signal should be identical distance between the ICH8-M and cap on the "N" signal for same pair.

AC coupling caps need to be within 250 mils of the driver.



- USB table**
- 0 : USB Port 1
 - 1 : USB Port 2
 - 2 : Mini PCIe slot
 - 3 : EXC Card slot
 - 4 : Reserved
 - 5 : Reserved
 - 6 : Bluetooth
 - 7 : FingerPrint
 - 8 : USB Port 3
 - 9 : DOCKING USB

CARD SLOT ID

	LOW	HIGH
ID0	L	R2002
ID1	H	R553
ID2	H	R425

CARBUS/EXPRESSCARD

-GNT0	BIOS
LOW	SPI
HIGH	LPC(FWH)

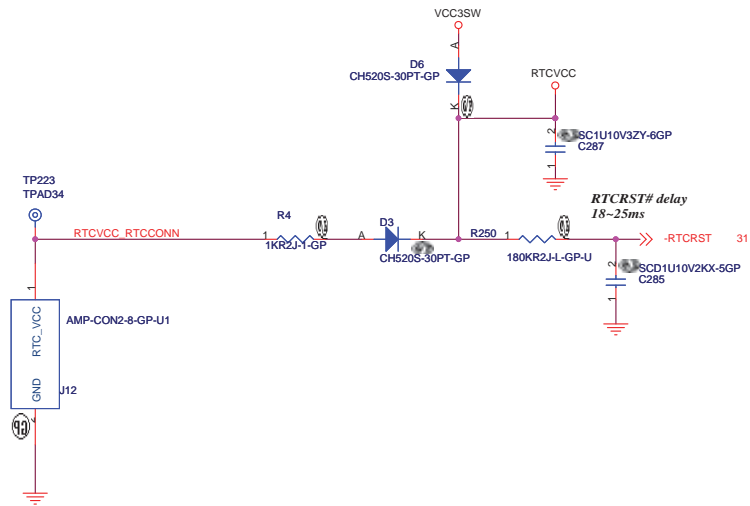
<Variant Name>

緯創資通 Wistron Corporation
 21F, 88, Sec.1, Hsin Tai Wu Rd., Hsichih, Taipei Hsien 221, Taiwan, R.O.C.


Title: **ICH8-M(2/4):PCI/PCIE/DMI/USB/SPI**

Size: Custom Document Number: Rnote-4 Rev: 1

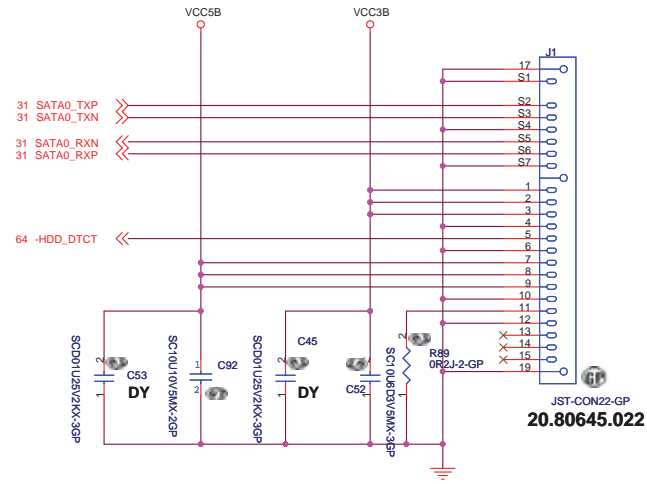
Date: Friday, April 20, 2007 Sheet: 33 of 99



<Variant Name>

 Wistron Corporation 21F, 88, Sec.1, Hsin Tai Wu Rd., Hsichih, Taipei Hsien 221, Taiwan, R.O.C.		
RTC BATTERY		
Size	Document Number	Rev
Custom	Rnote-4	1
Date: Friday, April 20, 2007	Sheet 35 of 99	

SATA

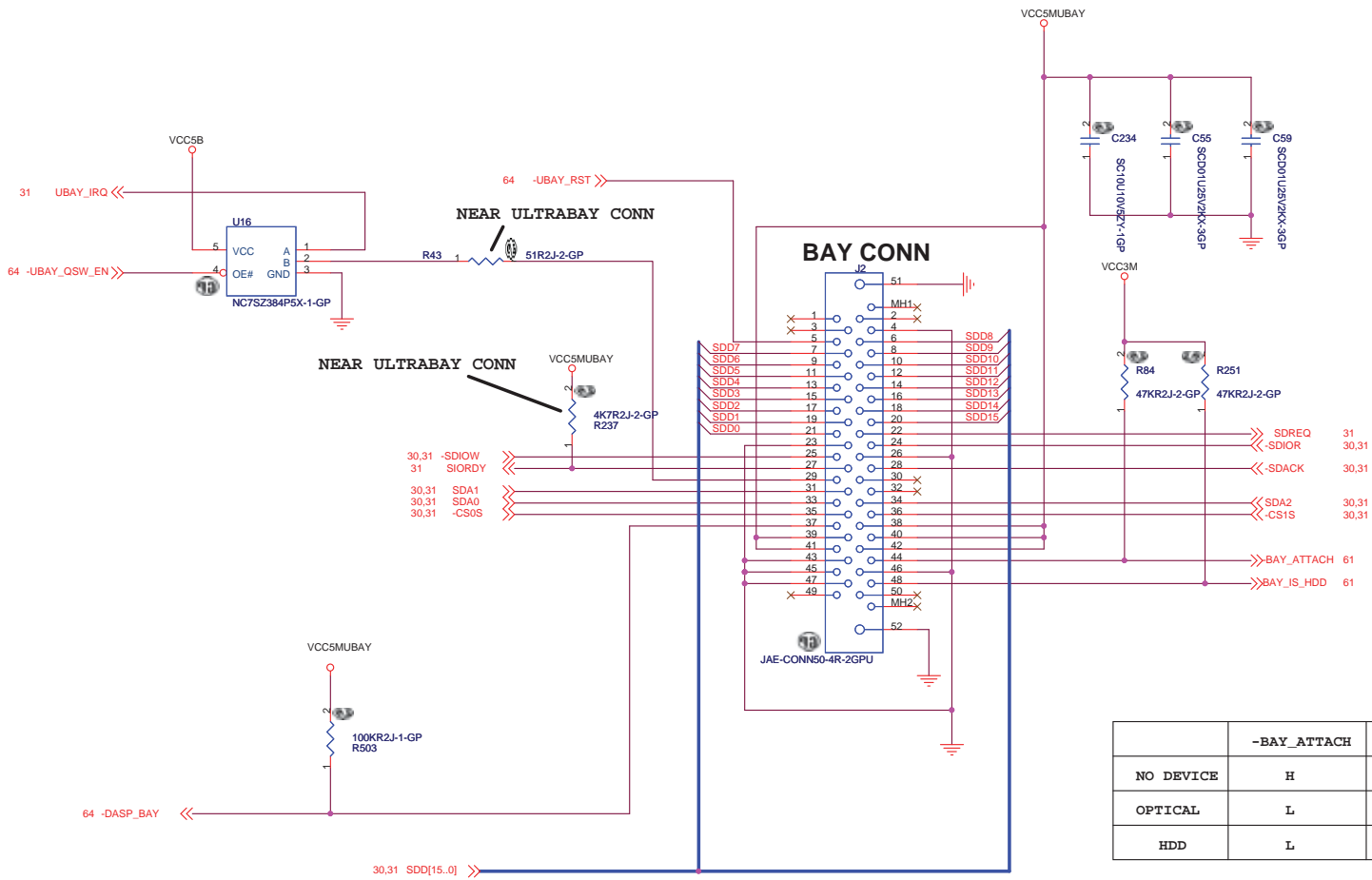


<Variant Name>

緯創資通 Wistron Corporation
21F, 88, Sec.1, Hsin Tai Wu Rd., Hsichih,
Taipei Hsien 221, Taiwan, R.O.C.


Title
SATA HDD CONN

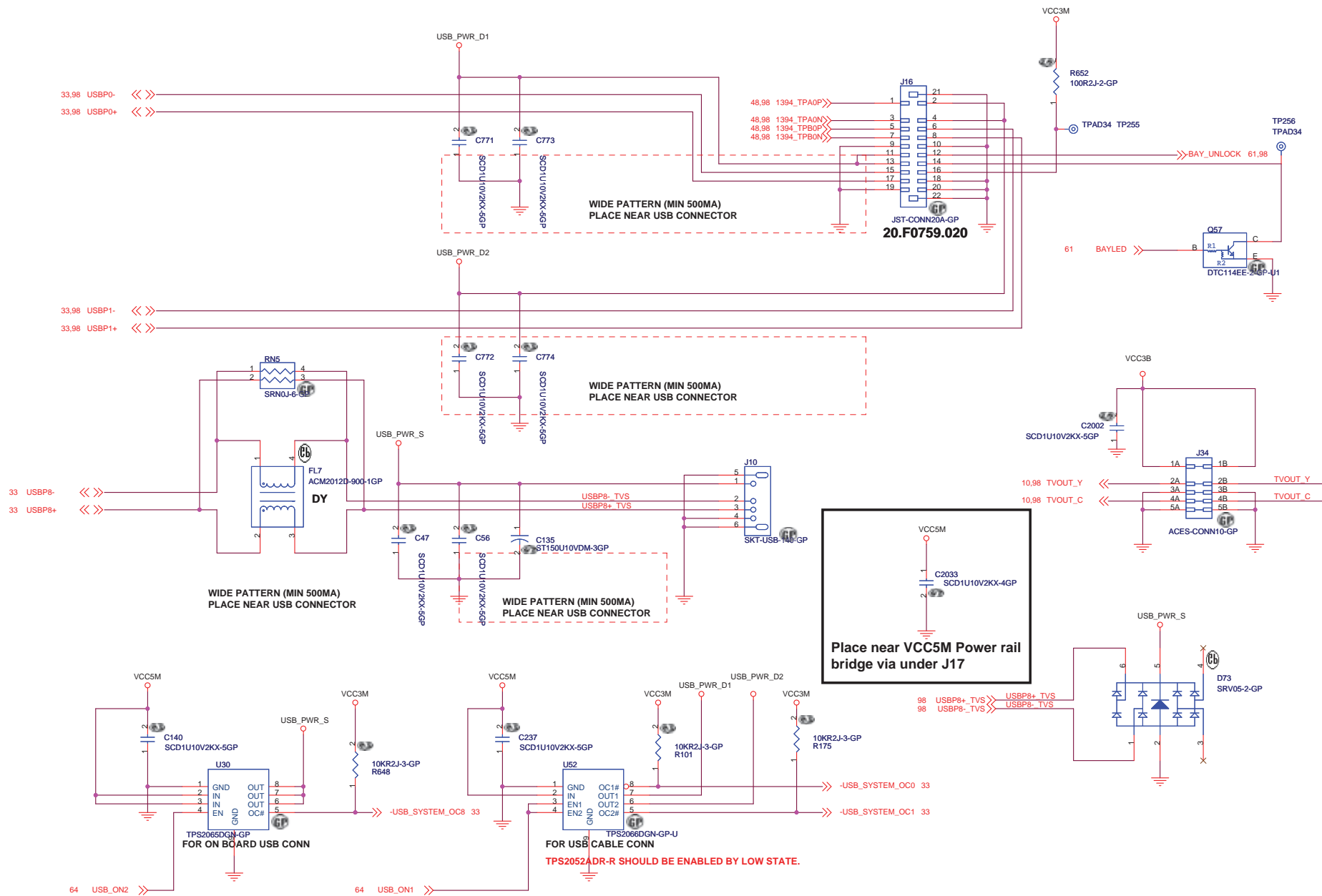
Size Custom	Document Number Rnote-4	Rev 1
Date: Friday, April 20, 2007	Sheet 36 of	99




	-BAY_ATTACH	BAY_IS_HDD
NO DEVICE	H	DON'T CARE
OPTICAL	L	L
HDD	L	H

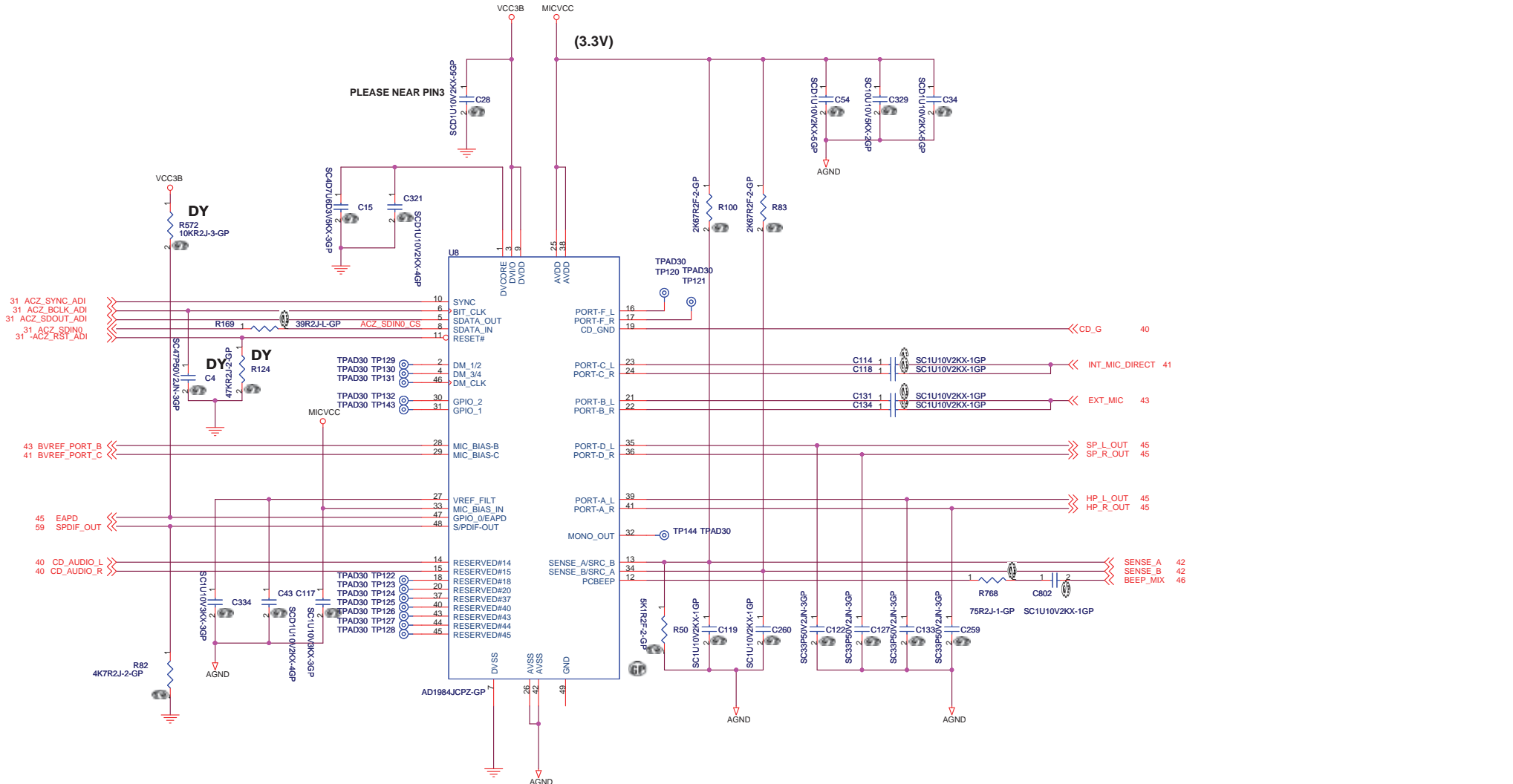
<Variant Name>

 Wistron Corporation 21F, 88, Sec.1, Hsin Tai Wu Rd., Hsichih, Taipei Hsien 221, Taiwan, R.O.C.		
BAY I/F CONN		
Size	Document Number	Rev
Custom	Rnote-4	1
Date: Friday, April 20, 2007		Sheet 37 of 99



<Variant Name>

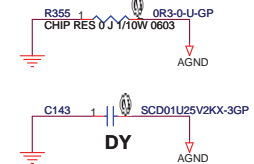
 Wistron Corporation 21F, 88, Sec.1, Hsin Tai Wu Rd., Hsichih, Taipei Hsien 221, Taiwan, R.O.C.		
USB POWER / CONNECTOR		
Size	Document Number	Rev
Custom	Rnote-4	1
Date:	Friday, April 20, 2007	Sheet 38 of 99




(3.3V)

PLEASE NEAR PIN3

PLACE UNDER AD1984JCP

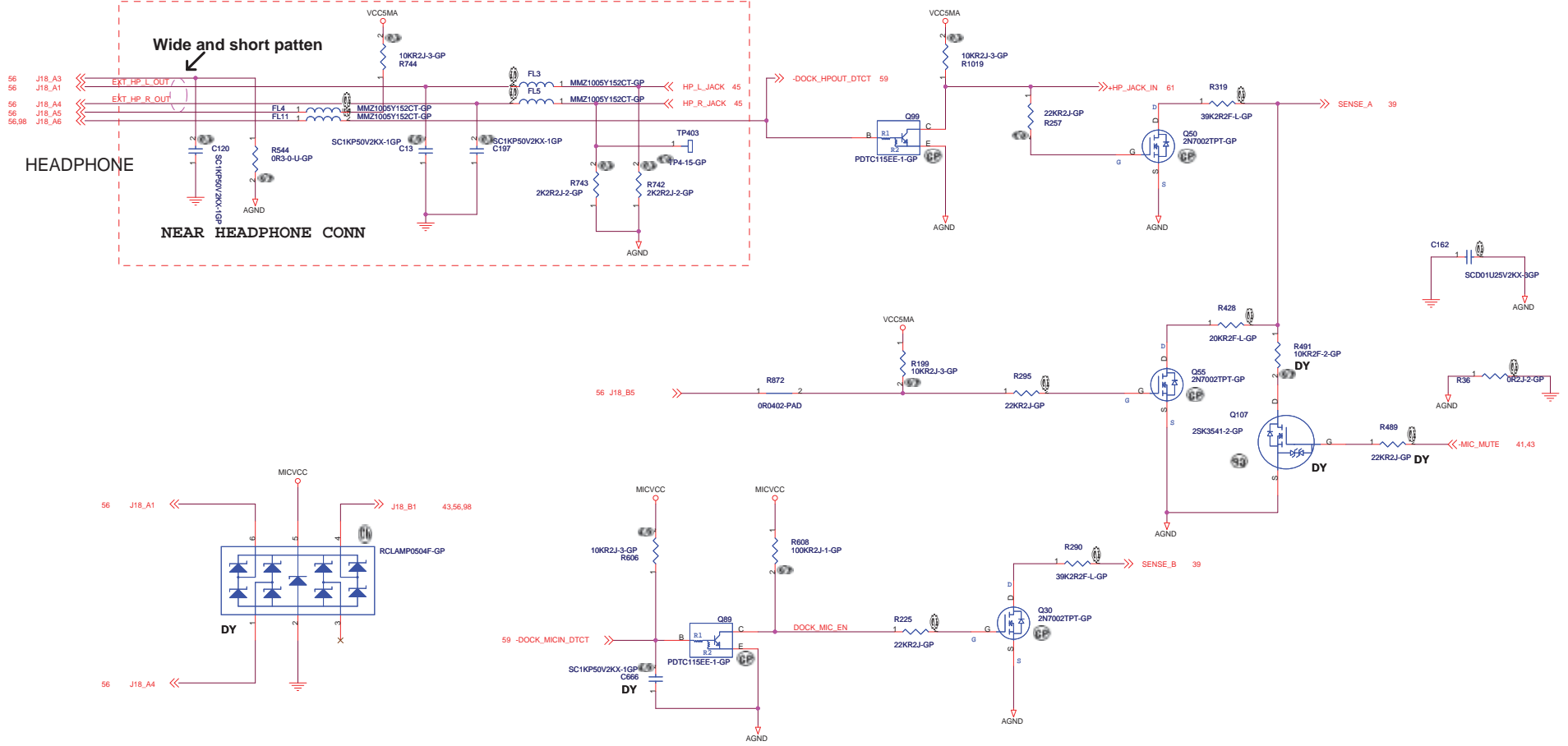


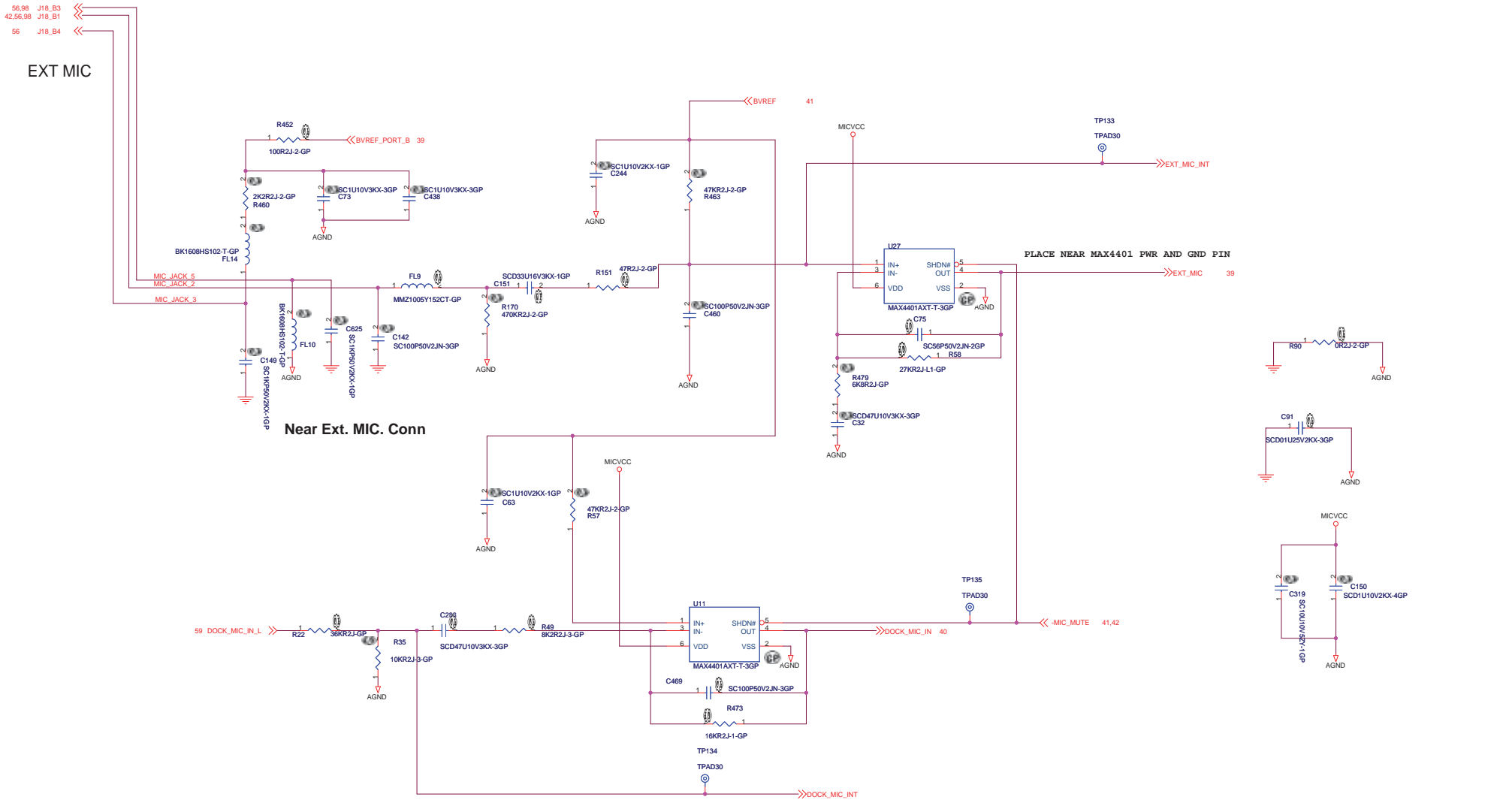


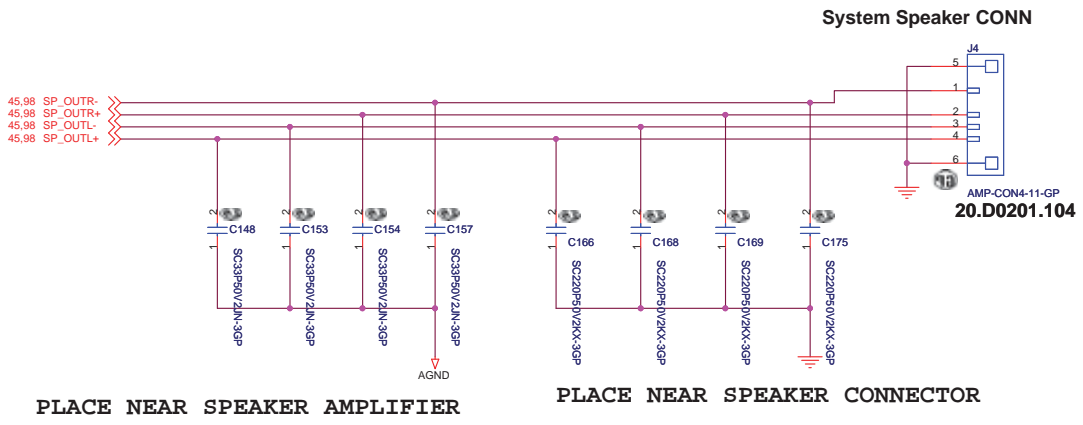
CONTACT NEAR DOCKING CONN

<Variant Name>

 Wistron Corporation 21F, 88, Sec.1, Hsin Tai Wu Rd., Hsichih, Taipei Hsien 221, Taiwan, R.O.C.		
AUDIO MISC		
Size Custom	Document Number Rnote-4	Rev 1
Date: Friday, April 20, 2007	Sheet 40 of 99	





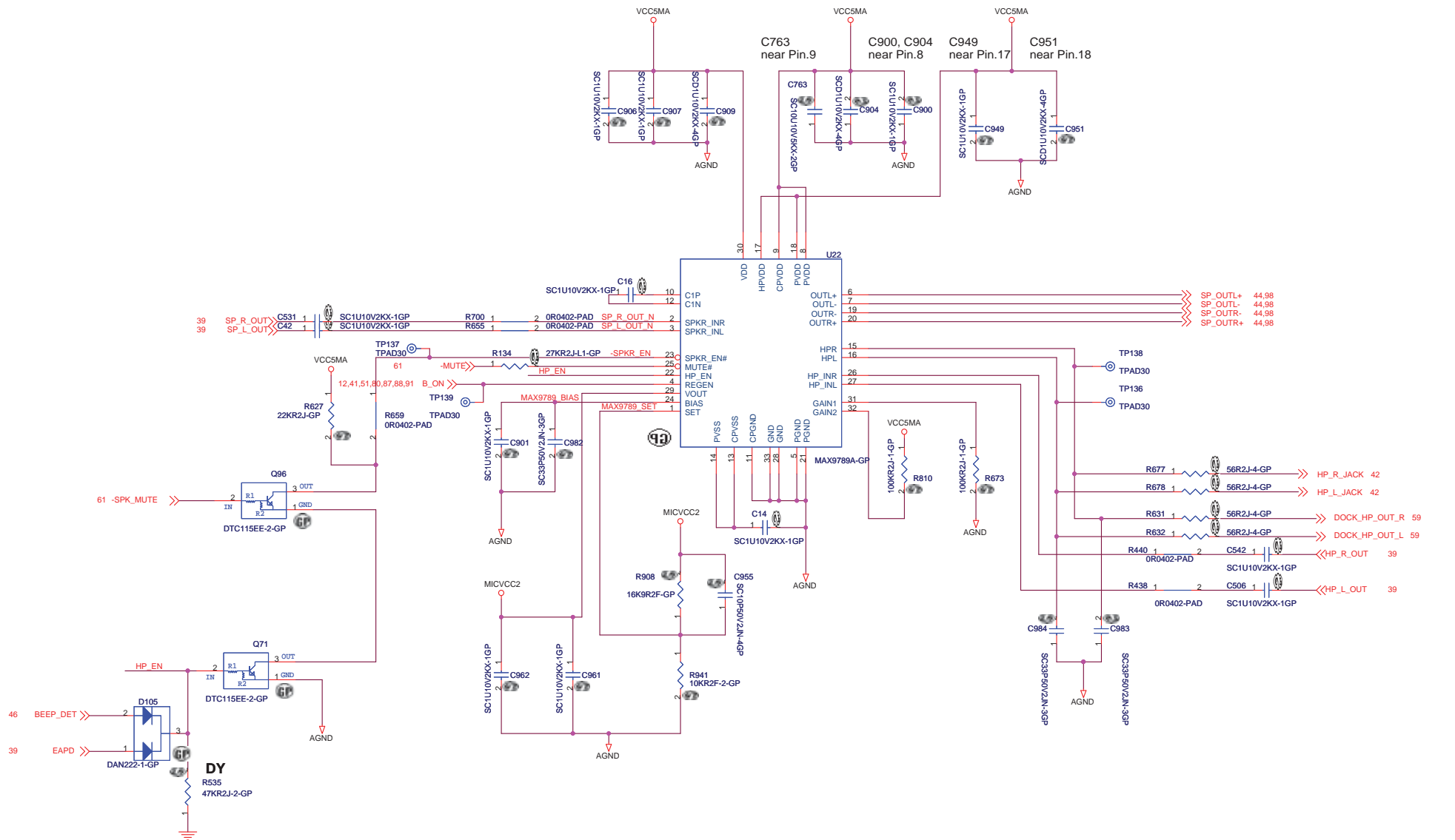


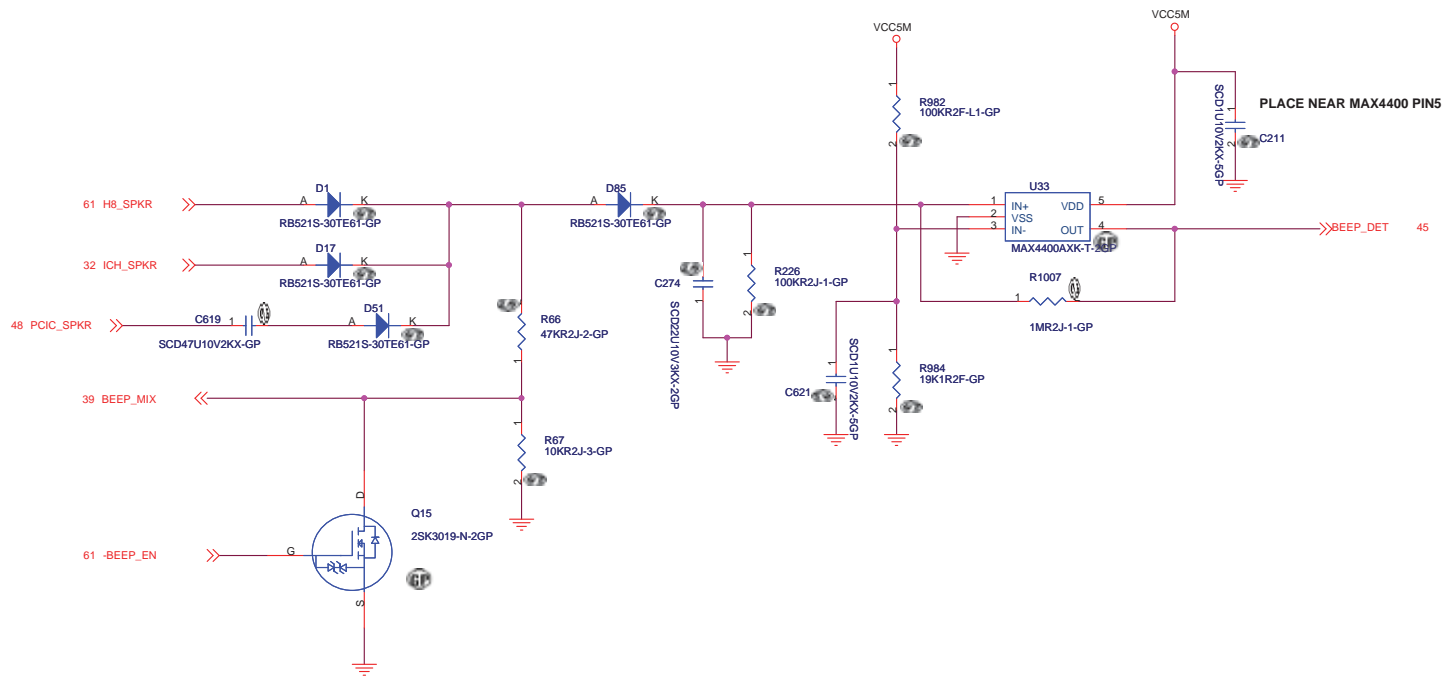
PLACE NEAR SPEAKER AMPLIFIER

PLACE NEAR SPEAKER CONNECTOR

<Variant Name>

緯創資通		Wistron Corporation	
		21F, 88, Sec.1, Hsin Tai Wu Rd., Hsichih, Taipei Hsien 221, Taiwan, R.O.C.	
AUDIO SYSTEM SPEAKER			
Size Custom	Document Number Rnote-4	Sheet 44	Rev 1
Date: Friday, April 20, 2007		of	99

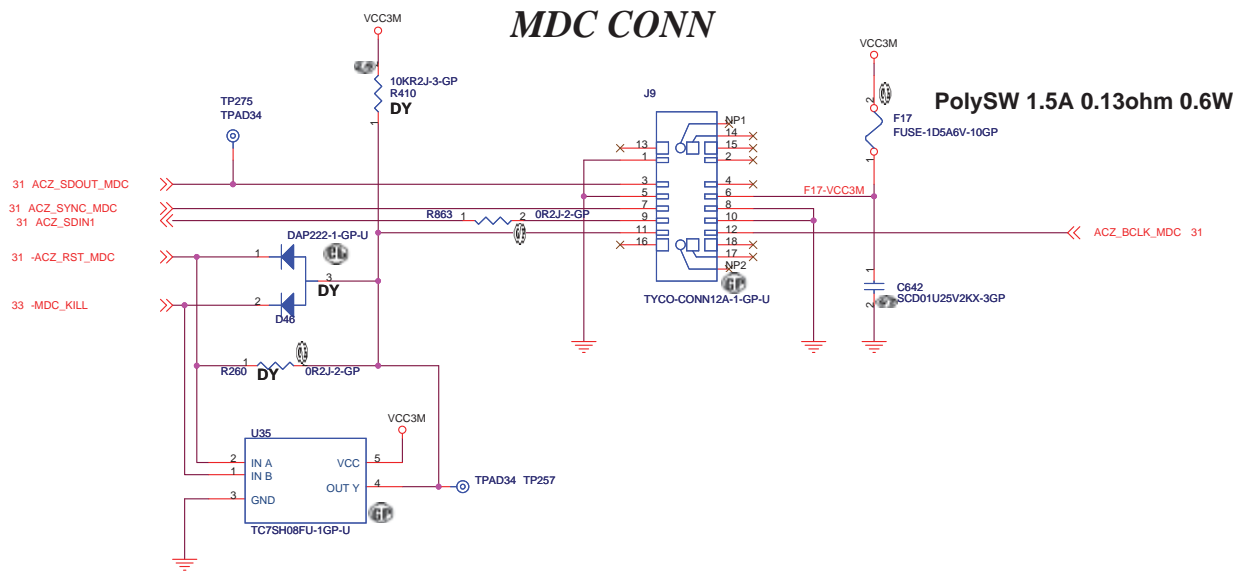




PLACE NEAR MAX4400 PINS

<Variant Name>

緯創資通		Wistron Corporation	
		<small>21F, 88, Sec.1, Hsin Tai Wu Rd., Hsichih, Taipei Hsien 221, Taiwan, R.O.C.</small>	
AUDIO HDP AMP MISC			
Size	Document Number	Rnote-4	Rev
Custom			1
Date:	Friday, April 20, 2007	Sheet	46 of 99



<Variant Name>

緯創資通		Wistron Corporation	
		21F, 88, Sec.1, Hsin Tai Wu Rd., Hsichih, Taipei Hsien 221, Taiwan, R.O.C.	
MDC 1.5 CONNECTOR			
Title			
Size	Document Number	Rev	1
Rnote-4			
Date:	Friday, April 20, 2007	Sheet	47 of 99

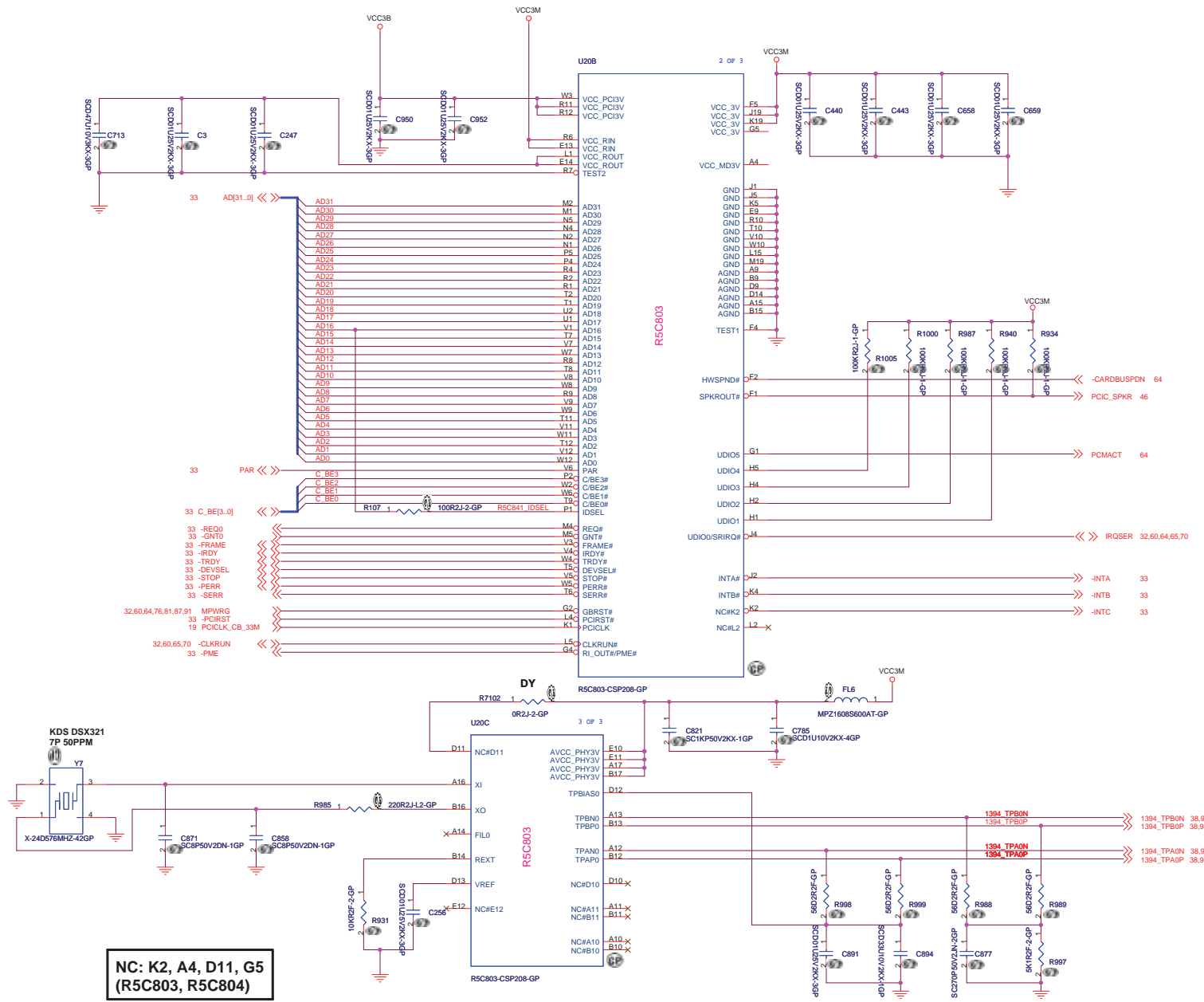



TABLE 1394 1/1

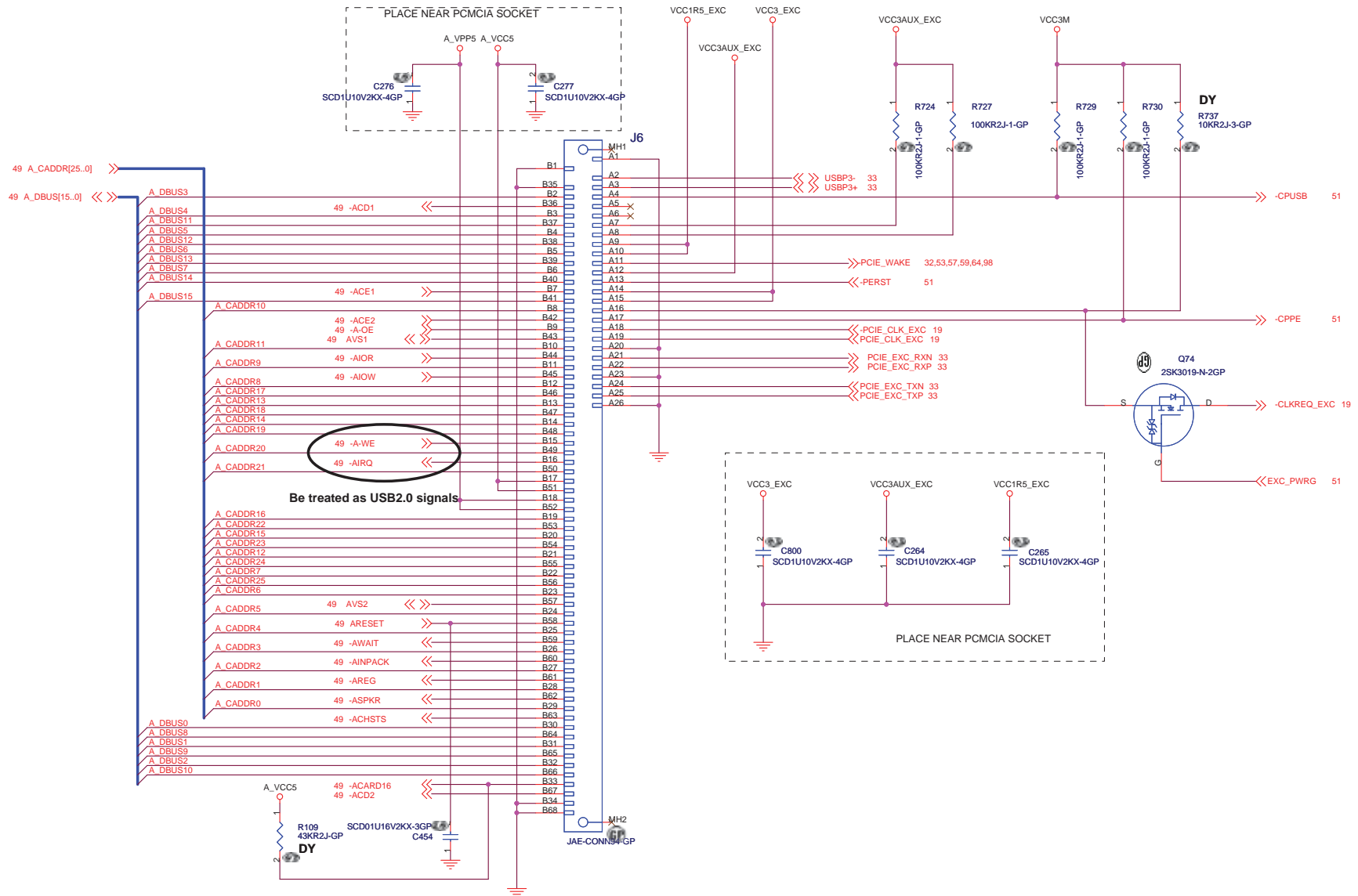
	N-1394	Y-1394
U20	R5C804	R5C847/ R5C803
FL6	0ohm	MPZ1608S600A
R931	NO_ASM	ASM
C256	NO_ASM	ASM
R988	NO_ASM	ASM
R989	NO_ASM	ASM
R998	NO_ASM	ASM
R999	NO_ASM	ASM
C877	NO_ASM	ASM
R997	NO_ASM	ASM
C891	NO_ASM	ASM
C894	NO_ASM	ASM
J28	NO_ASM	ASM
C801	NO_ASM	ASM
R985	NO_ASM	ASM
Y7	NO_ASM	ASM
C858	NO_ASM	ASM
C871	NO_ASM	ASM

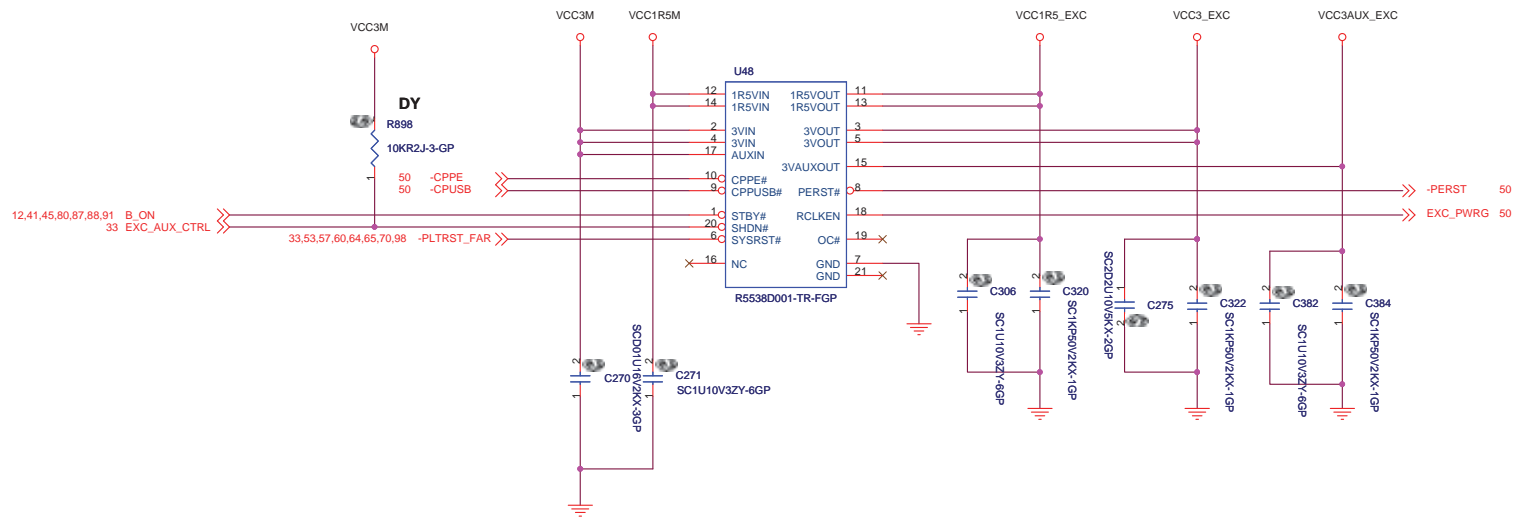
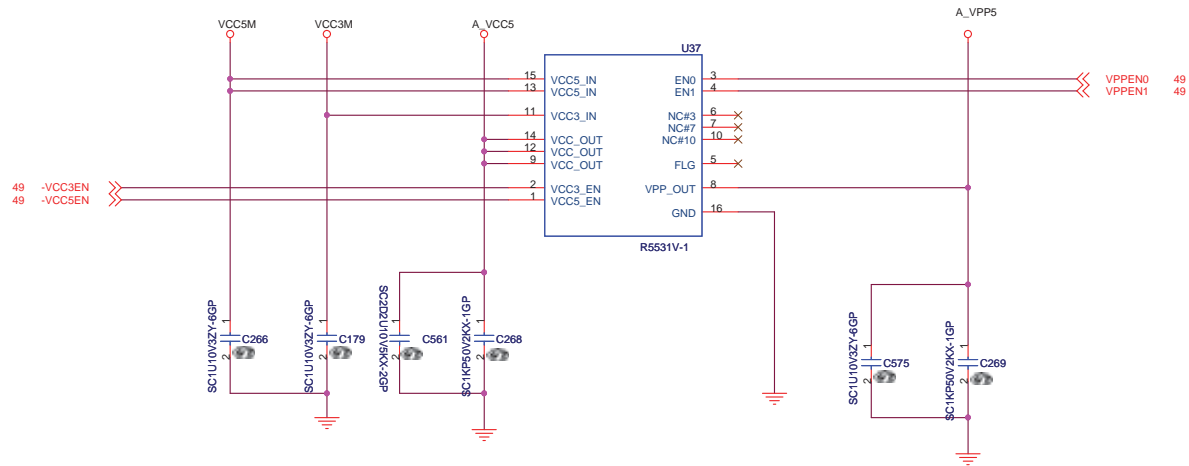
Trace Length match
require for Pair A and
Pair B

NC: K2, A4, D11, G5
(R5C803, R5C804)

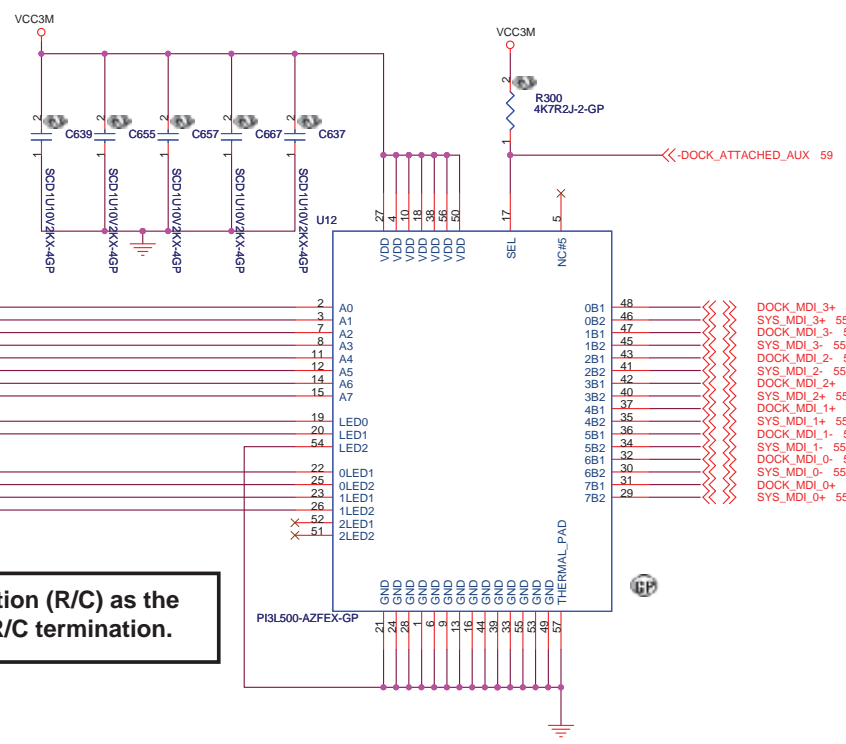
A_CADDR16: CARDBUS CLK 33MHZ
-AIOR, -AIOW: USB2.0







53 MDI_3+
 53 MDI_3-
 53 MDI_2-
 53 MDI_2+
 53 MDI_1+
 53 MDI_1-
 53 MDI_0-
 53 MDI_0+
 53 -RJ45_ACTIVITY
 53 -RJ45_LINKUP
 59 -RJ45_ACTIVITY_DOCK
 56,98 -RJ45_ACTIVITY_SYS
 59 -RJ45_LINKUP_DOCK
 56,98 -RJ45_LINKUP_SYS



Do not install termination (R/C) as the 5787(M) has on-chip R/C termination.

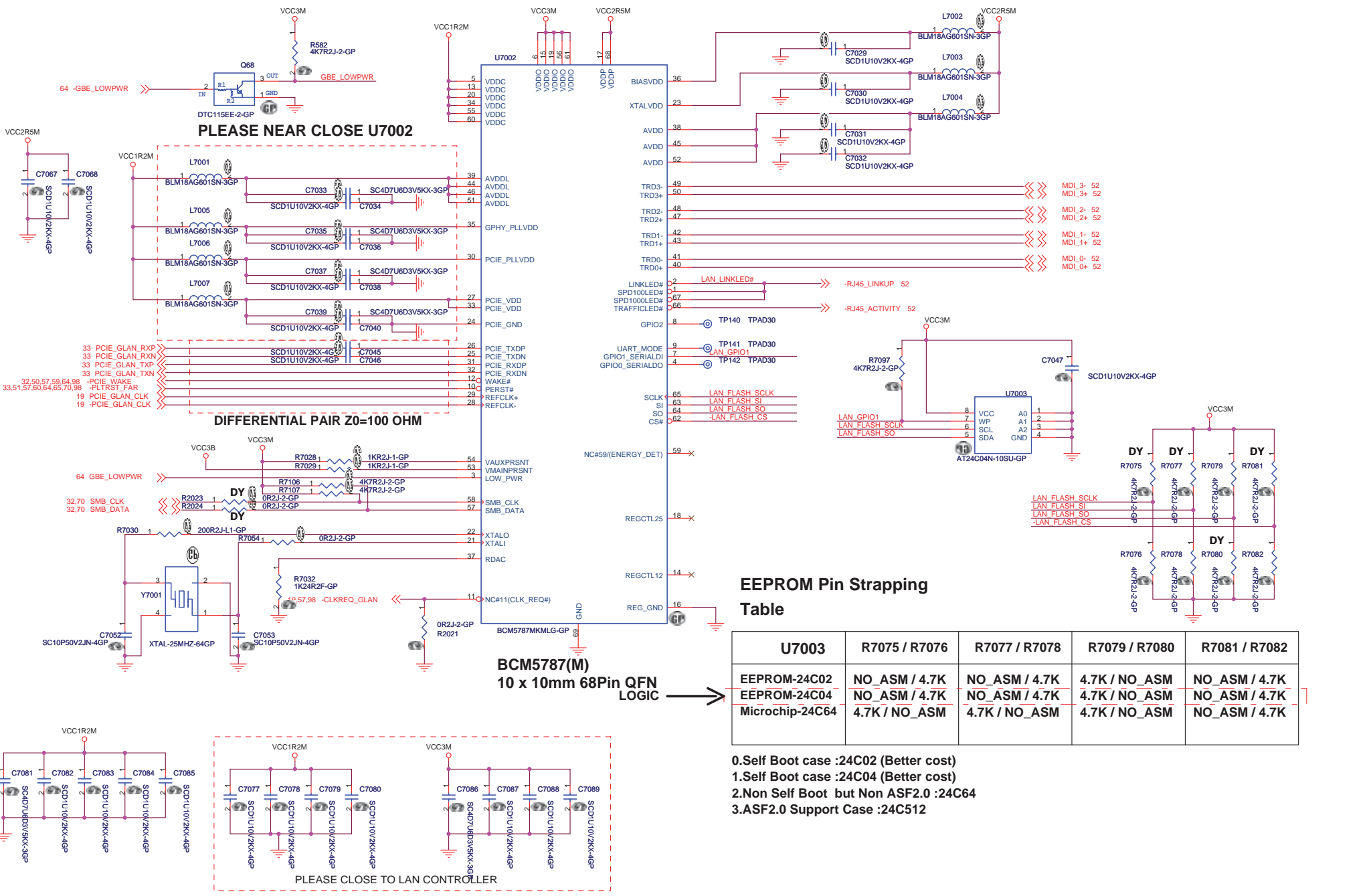
<Variant Name>

緯創資通 Wistron Corporation
 21F, 88, Sec.1, Hsin Tai Wu Rd., Hsichih,
 Taipei Hsien 221, Taiwan, R.O.C.

Title: **GBE LAN SW**

Size A3	Document Number	Rev 1
Date: Friday, April 20, 2007		Sheet 52 of 99

Rnote-4



EEPROM Pin Strapping Table

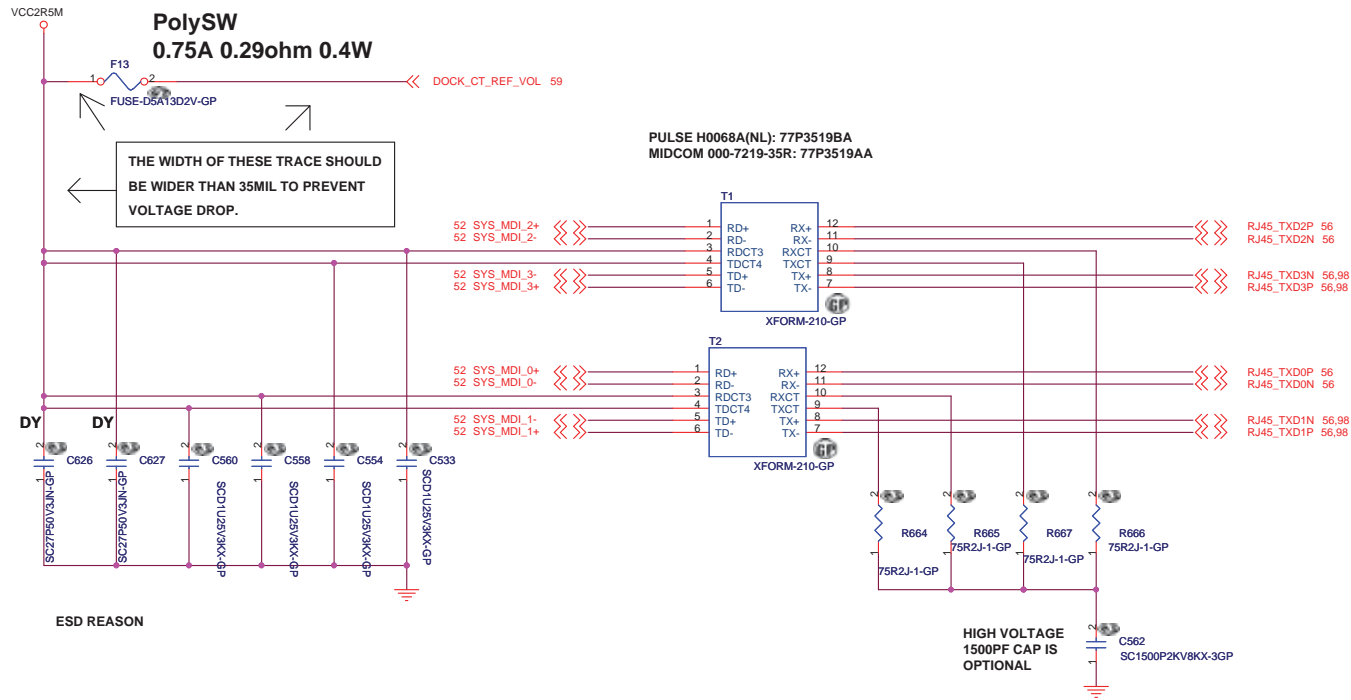
U7003	R7075 / R7076	R7077 / R7078	R7079 / R7080	R7081 / R7082
EEPROM-24C02	NO_ASM / 4.7K	NO_ASM / 4.7K	4.7K / NO_ASM	NO_ASM / 4.7K
EEPROM-24C04	NO_ASM / 4.7K	NO_ASM / 4.7K	4.7K / NO_ASM	NO_ASM / 4.7K
Microchip-24C64	4.7K / NO_ASM	4.7K / NO_ASM	4.7K / NO_ASM	NO_ASM / 4.7K

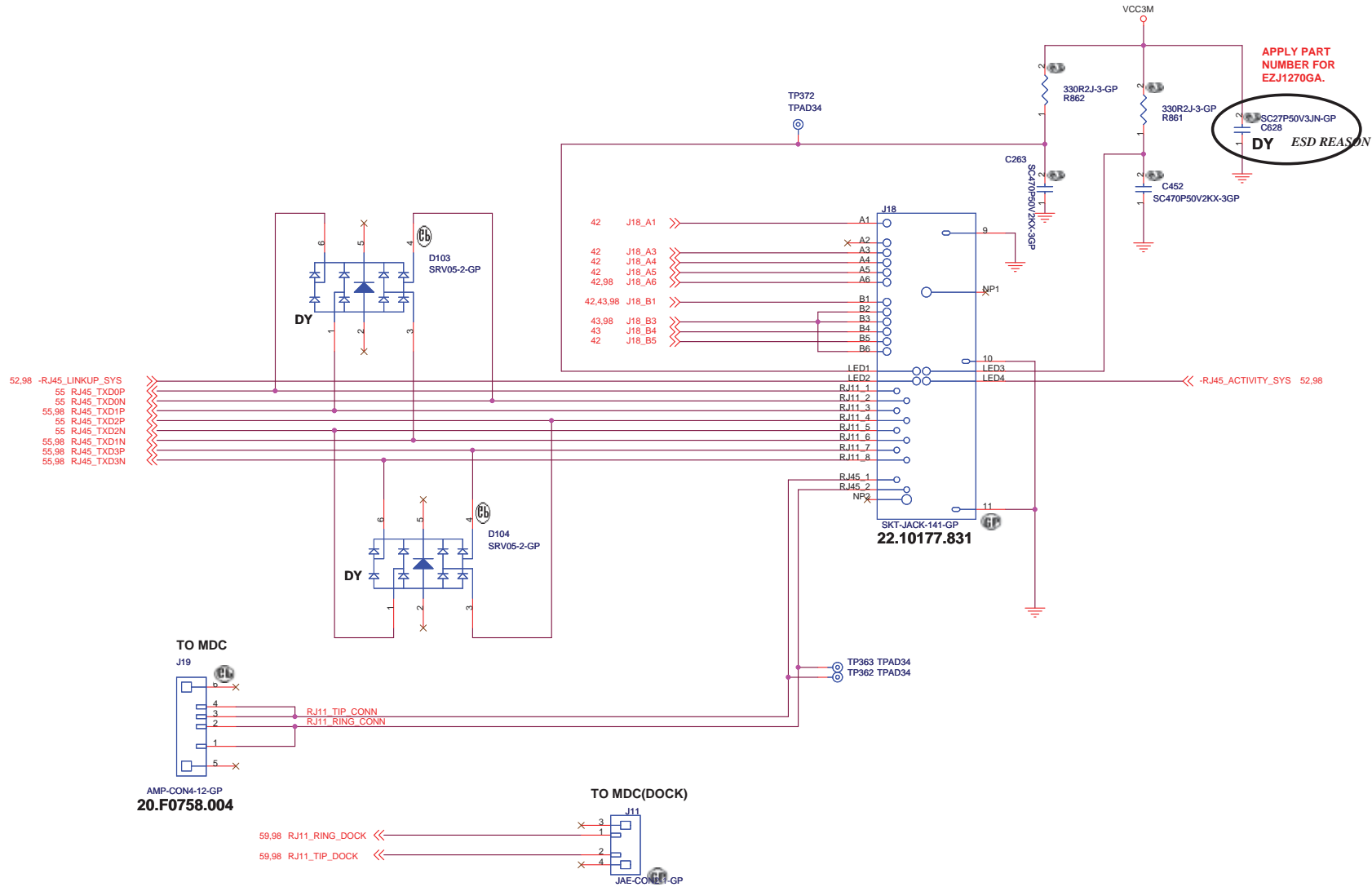
- 0. Self Boot case :24C02 (Better cost)
- 1. Self Boot case :24C04 (Better cost)
- 2. Non Self Boot but Non ASF2.0 :24C64
- 3. ASF2.0 Support Case :24C512

BLANK

緯創資通 **Wistron Corporation**
21F, 88, Sec.1, Hsin Tai Wu Rd., Hsichin,
Taipei Hsien 221, Taiwan, R.O.C.

Title		
BLANK		
Size	Document Number	Rev
Custom	Rnote-4	1
Date: Friday, April 20, 2007		Sheet 54 of 99

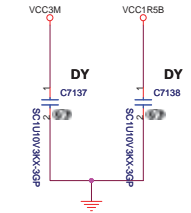
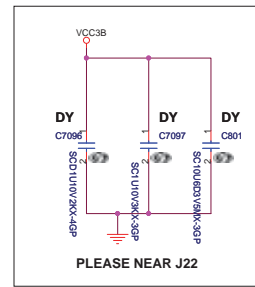
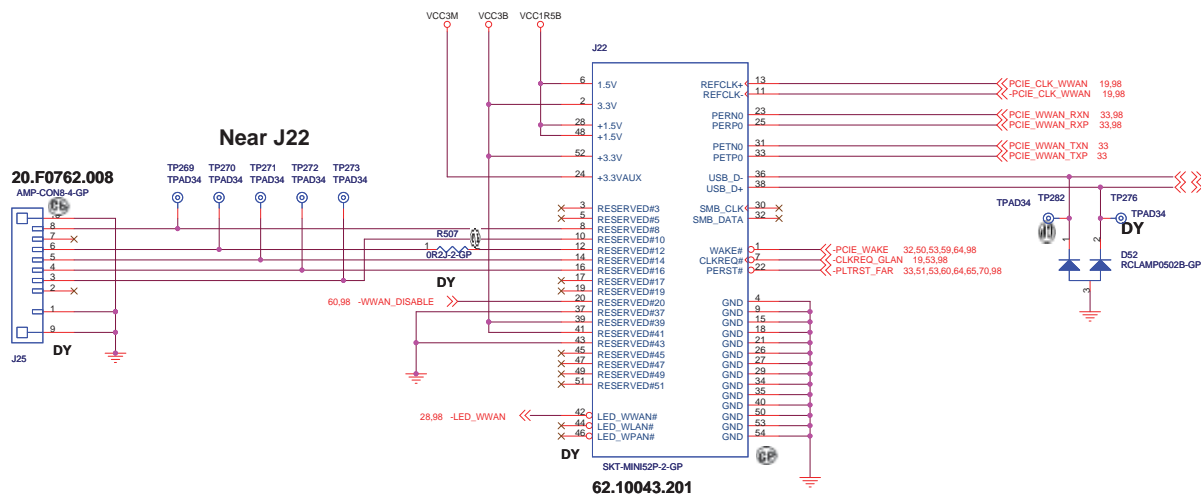




<Variant Name>

 Wistron Corporation 21F, 88, Sec.1, Hsin Tai Wu Rd., Hsichih, Taipei Hsien 221, Taiwan, R.O.C.		
Title RJ11/RJ45 CONNECTOR		
Size	Document Number	Rev
Custom	Rnote-4	1
Date: Friday, April 20, 2007	Sheet 56 of 99	

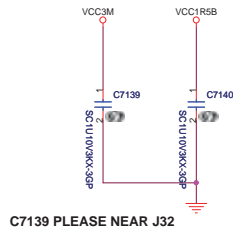
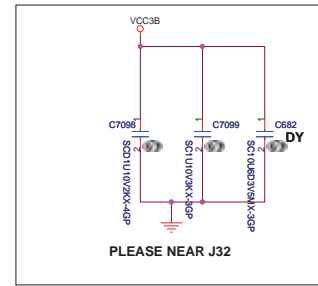
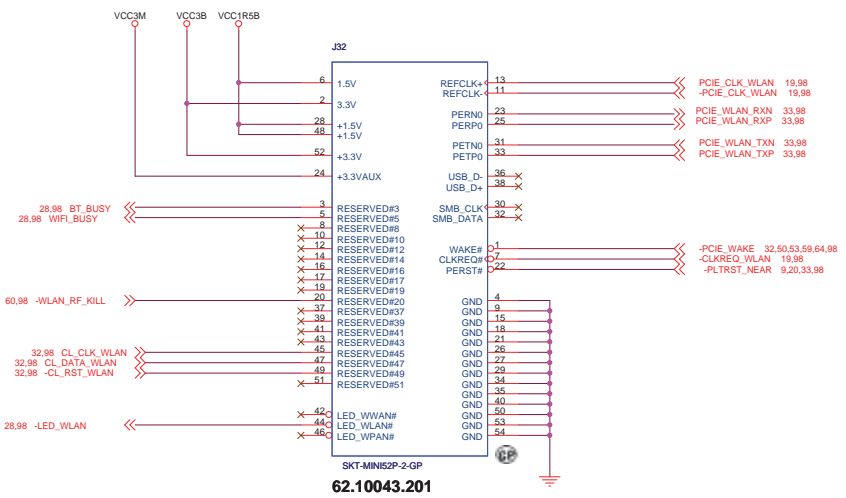
MINI PCIE CONN-1 FOR WWAN

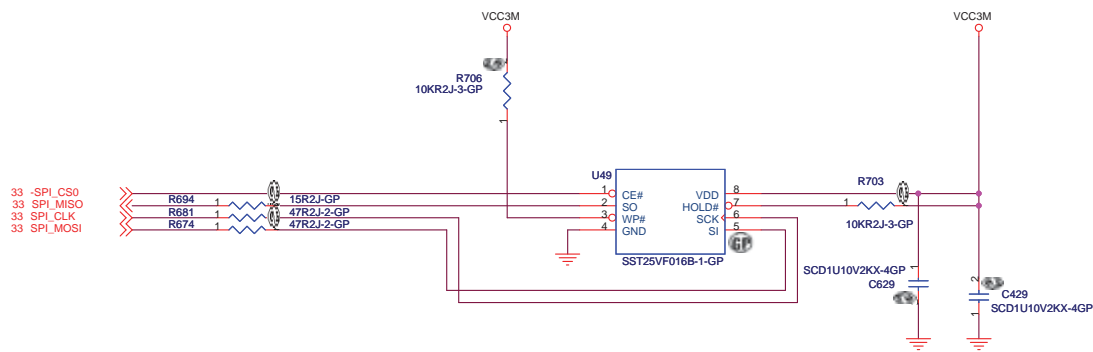


	WWAN MODEL	NON WWAN MODEL
J22	ASM	NO_ASM
J25	ASM	NO_ASM


LOGIC

MINI PCIE CONN-2 FOR WLAN

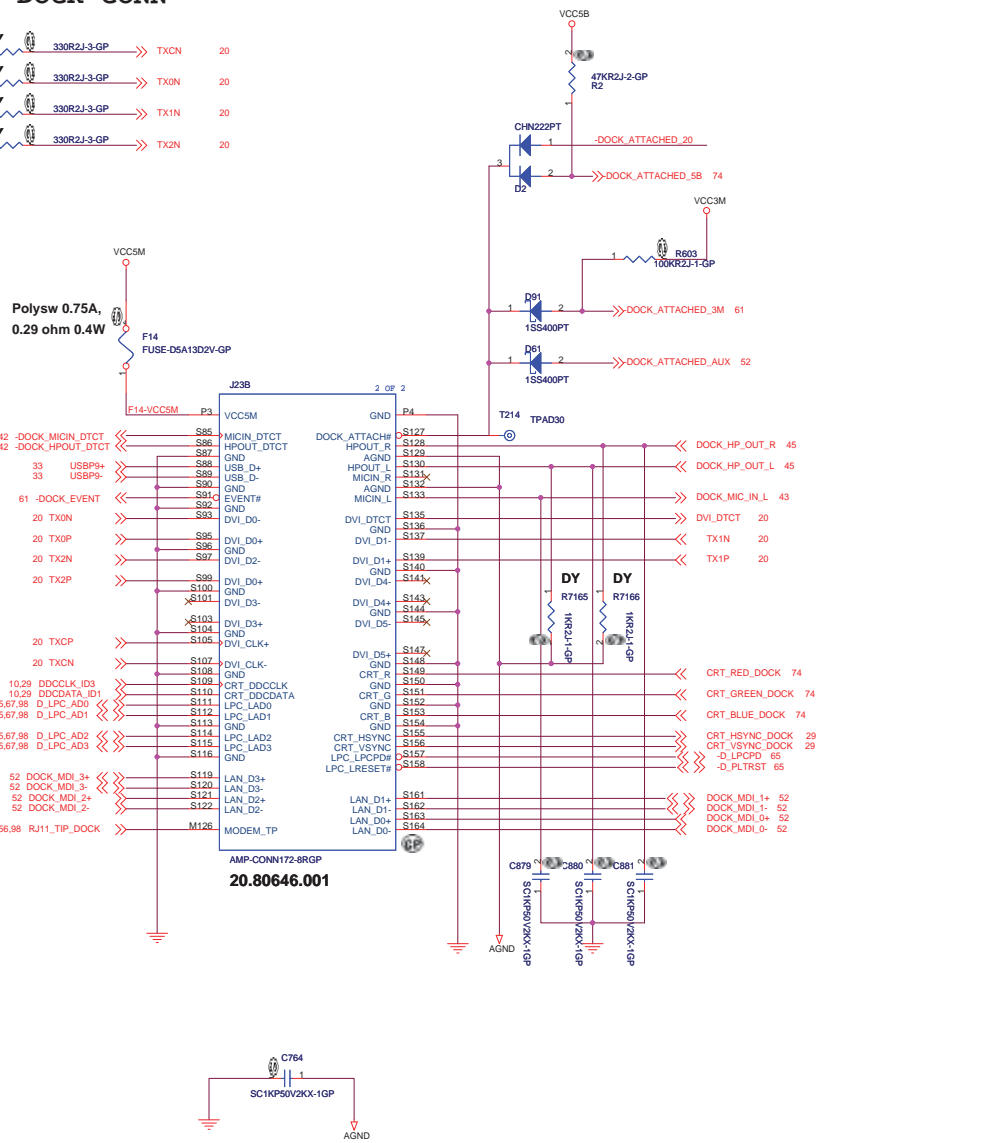
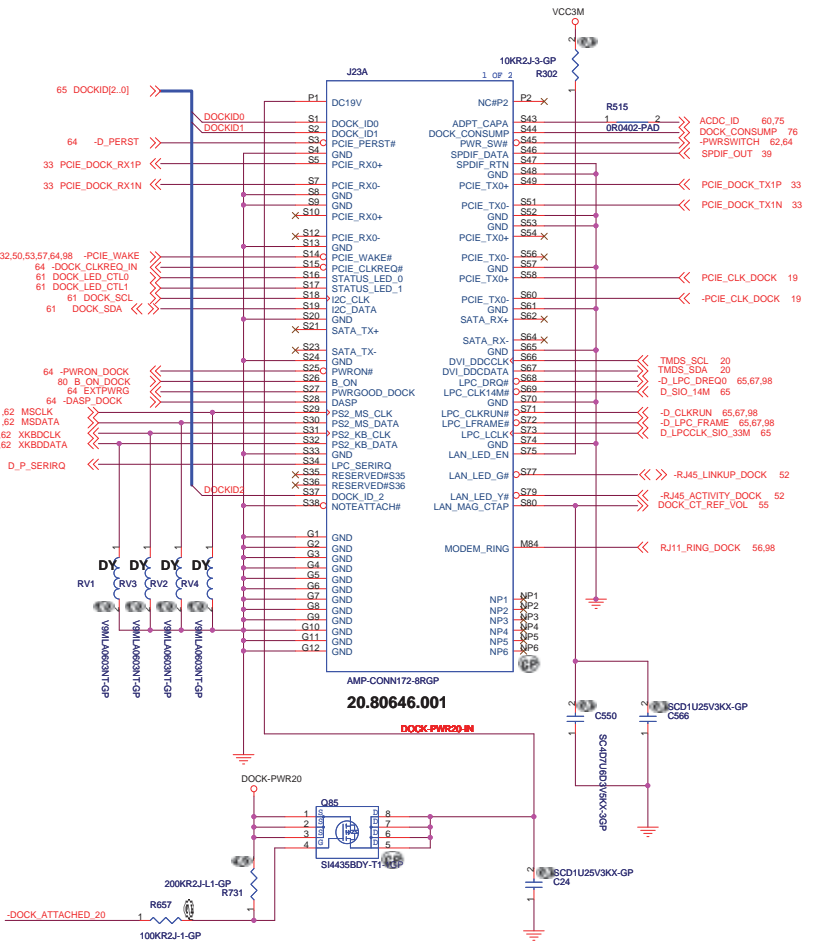
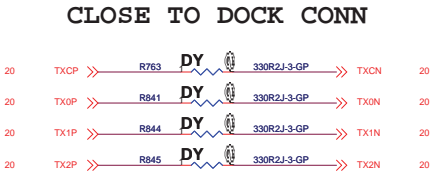




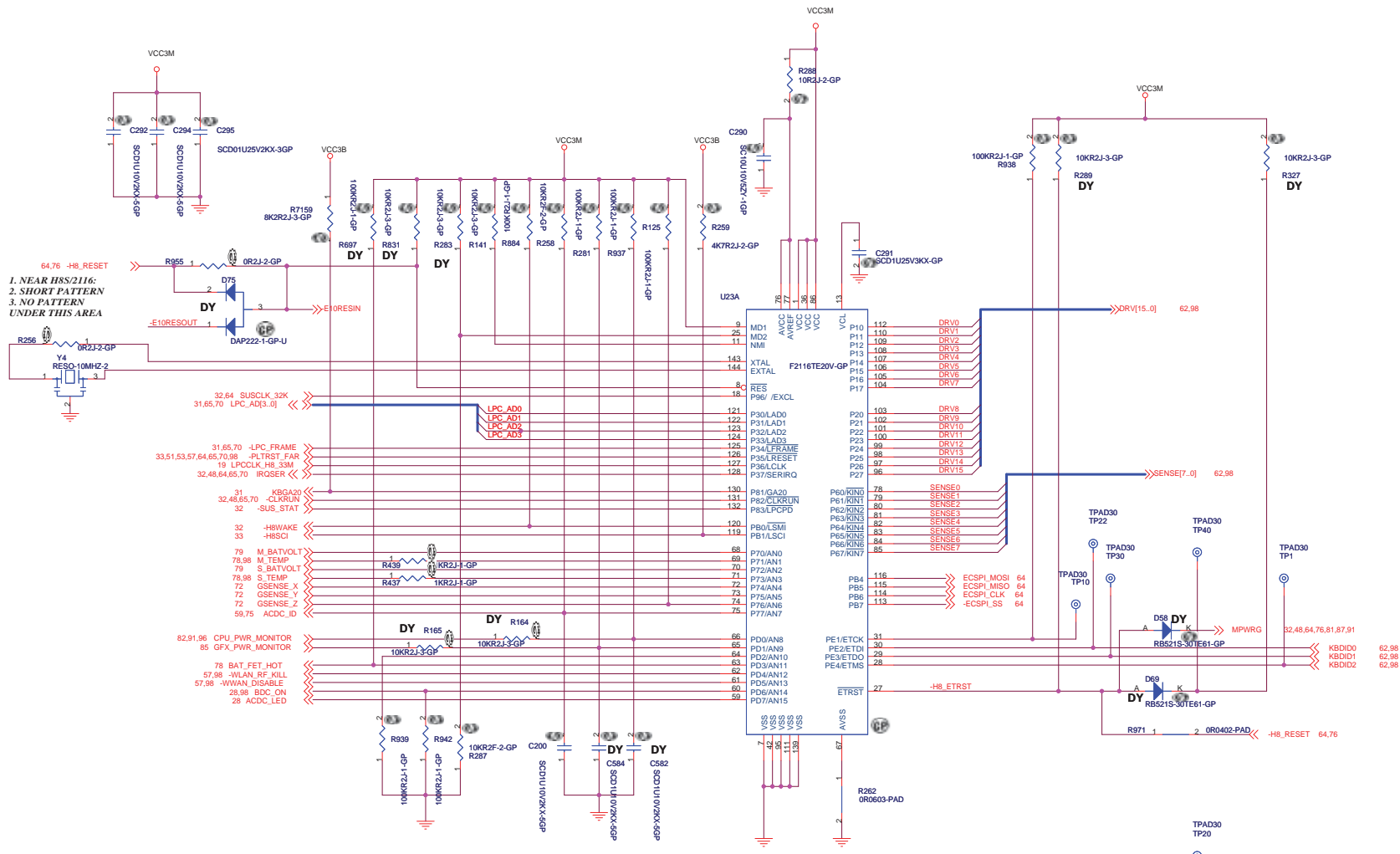
<Variant Name>

 Wistron Corporation 21F, 88, Sec.1, Hsin Tai Wu Rd., Hsichih, Taipei Hsien 221, Taiwan, R.O.C.		
SPI FLASH		
Size	Document Number	Rev
Custom	Rnote-4	1
Date: Friday, April 20, 2007	Sheet 58 of 99	

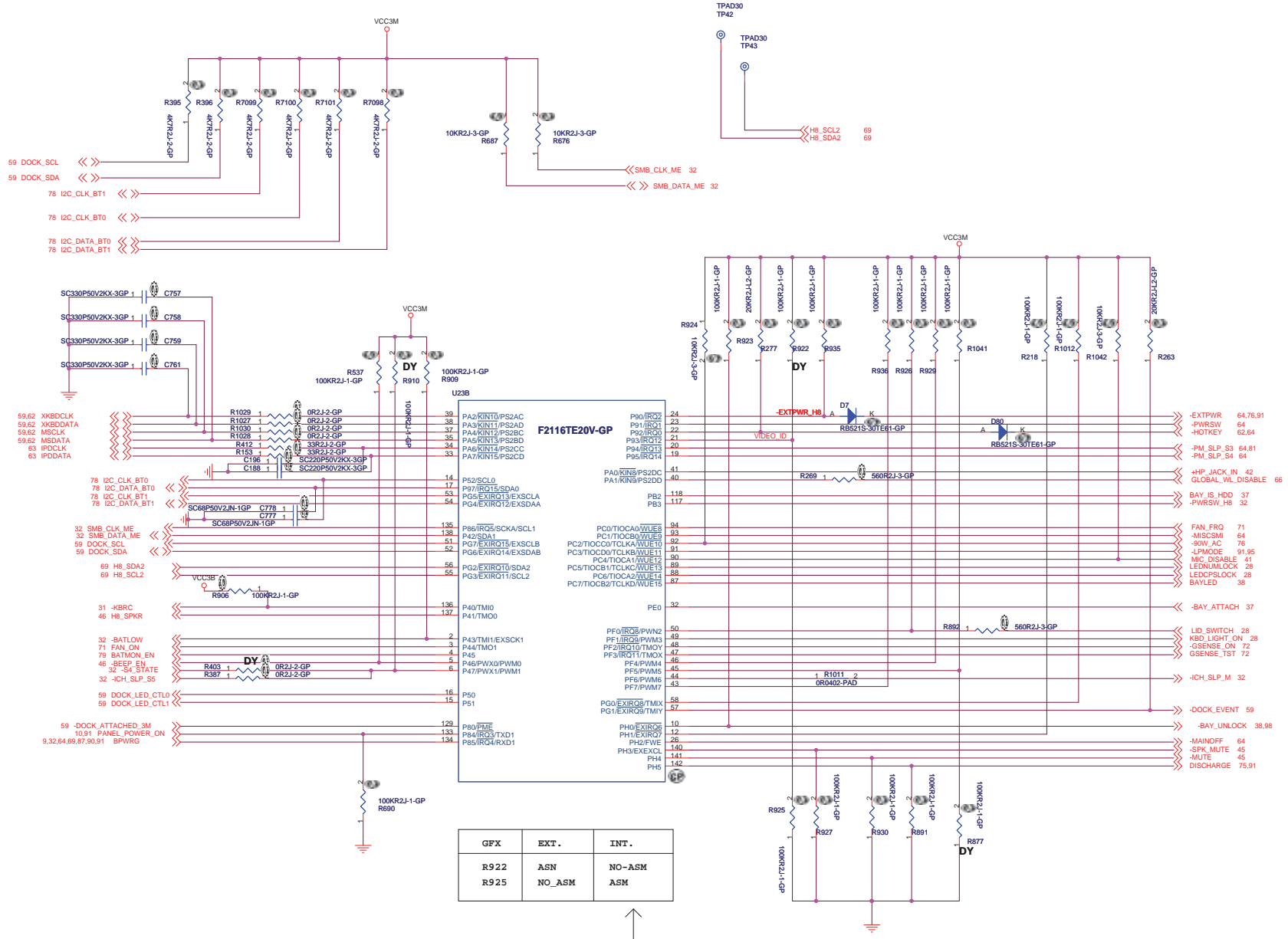
- TP160 TPAD30 -> DOCKID0
- TP156 TPAD30 -> DOCKID1
- TP171 TPAD30 -> DOCKID2
- TP146 TPAD30 -> -D_FREEM
- TP154 TPAD30 -> PCIE_DOCK_RX1P
- TP172 TPAD30 -> PCIE_DOCK_RX1N
- TP173 TPAD30 -> -PCIE_WAKE
- TP152 TPAD30 -> -DOCK_CLKREQ_IN
- TP170 TPAD30 -> DOCK_LED_CTL0
- TP163 TPAD30 -> DOCK_LED_CTL1
- TP150 TPAD30 -> DOCK_SCL
- TP168 TPAD30 -> DOCK_SDA
- TP167 TPAD30 -> -PWRON_DOCK
- TP149 TPAD30 -> B_ON_DOCK
- TP158 TPAD30 -> -EXT_PWRIS
- TP166 TPAD30 -> -DASP_DOCK
- TP148 TPAD30 -> MSLCK
- TP157 TPAD30 -> MSDATA
- TP165 TPAD30 -> XKBODCLK
- TP147 TPAD30 -> XKBODATA
- TP165 TPAD30 -> D_P_SERIRO
- TP164 TPAD30 -> ACDC_ID
- TP145 TPAD30 -> DOCK_CONSUMP
- TP162 TPAD30 -> -PWRON_DOCK
- TP163 TPAD30 -> SPDIF_OUT
- TP162 TPAD30 -> PCIE_DOCK_TX1P
- TP151 TPAD30 -> -PCIE_CLK_DOCK
- TP159 TPAD30 -> TMDS_SCL
- TP161 TPAD30 -> TMDS_SDA
- T167 TPAD30 -> -PCIE_DOCK_TX1N
- T185 TPAD30 -> -PCIE_CLK_DOCK
- T165 TPAD30 -> -D_LPC_DREQ0
- T175 TPAD30 -> -D_SIO_CLK
- T183 TPAD30 -> -D_CLKRUN
- T163 TPAD30 -> -D_LPC_FRAME
- T173 TPAD30 -> -PCIE_WAKE
- T181 TPAD30 -> -DOCK_CLKREQ_IN
- T161 TPAD30 -> -D_LPCLCK_SIO_3SM
- T171 TPAD30 -> -RJ45_LINKUP_DOCK
- T179 TPAD30 -> -RJ45_ACTIVITY_DOCK
- T188 TPAD30 -> DOCK_CT_REF_VOL
- T178 TPAD30 -> -DOCK_MICIN_DTCT
- T167 TPAD30 -> -DOCK_HPOUT_DTCT
- T168 TPAD30 -> USBP+
- T177 TPAD30 -> USBP-
- T186 TPAD30 -> DOCK_EVENT
- T174 TPAD30 -> TXCP
- T182 TPAD30 -> TXCN
- T162 TPAD30 -> DOCKCLK_ID3
- T172 TPAD30 -> DDCDATA_ID1
- T189 TPAD30 -> -D_LPC_AD0
- T170 TPAD30 -> -D_LPC_AD1
- T195 TPAD30 -> -D_LPC_AD2
- T198 TPAD30 -> -D_LPC_AD3
- T191 TPAD30 -> DOCK_MDI_3+
- T194 TPAD30 -> DOCK_MDI_1-
- T197 TPAD30 -> DOCK_MDI_2+
- T190 TPAD30 -> DOCK_MDI_2-
- T196 TPAD30 -> DOCK_HP_OUT_R
- T199 TPAD30 -> DOCK_HP_OUT_L
- T192 TPAD30 -> DOCK_MIC_IN_L
- T206 TPAD30 -> DVI_DTCT
- T200 TPAD30 -> TX1P
- T204 TPAD30 -> CRT_RED_DOCK
- T207 TPAD30 -> CRT_GREEN_DOCK
- T201 TPAD30 -> CRT_BLUE_DOCK
- T202 TPAD30 -> CRT_HSYNC_DOCK
- T205 TPAD30 -> CRT_VSYNC_DOCK
- T209 TPAD30 -> -D_PLTRST
- T210 TPAD30 -> -D_LPCLCK_SIO_3SM
- T212 TPAD30 -> DOCK_MDI_1+
- T213 TPAD30 -> DOCK_MDI_0+
- T211 TPAD30 -> DOCK_MDI_1-



1. NEAR H8S2116:
2. SHORT PATTERN
3. NO PATTERN
UNDER THIS AREA



E10A DEBUG I/F	ENABLE	DISABLE(FINAL LOGIC)
R955	NO_ASM	ASM
R971	NO_ASM	ASM
D58	ASM	NO_ASM
D69	ASM	NO_ASM
R289	ASM	NO_ASM
D75	ASM	NO_ASM
R831	ASM	NO_ASM
R327	ASM	NO_ASM



- 59 DOCK_SCL <<>>
- 59 DOCK_SDA <<>>
- 78 I2C_CLK_BT1 <<>>
- 78 I2C_CLK_BT0 <<>>
- 78 I2C_DATA_BT0 <<>>
- 78 I2C_DATA_BT1 <<>>
- 59.62 XKBCLK
- 59.62 XKBODATA
- 59.62 MSCLK
- 59.62 MSDATA
- 63 IPDCLK
- 63 IPDDATA
- 78 I2C_CLK_BT0
- 78 I2C_DATA_BT0
- 78 I2C_CLK_BT1
- 78 I2C_DATA_BT1
- 32 SMB_CLK_ME
- 32 SMB_DATA_ME
- 59 DOCK_SCL
- 59 DOCK_SDA
- 69 H8_SDA2
- 69 H8_SCL2
- 31 -KBRC
- 46 H8_SPKR
- 32 -BATLOW
- 71 FAN_ON
- 79 BATMON_EN
- 46 -BEEP_EN
- 32 -S4_STATE
- 32 -ICH_SLP_S5
- 59 DOCK_LED_CTL0
- 59 DOCK_LED_CTL1
- 59 -DOCK_ATTACHED_3M
- 10.01 PANEL_POWER_ON
- 9.32,64,69,87,90,91 BPWRG

- <<<< H8_SCL2 69
- <<<< H8_SDA2 69
- <<<< SMB_CLK_ME 32
- <<<< SMB_DATA_ME 32
- <<<< EXT_PWR_H8 64,76,91
- <<<< -PWR_SW 64
- <<<< -HOTKEY 62,64
- <<<< -PM_SLP_S3 64,81
- <<<< -PM_SLP_S4 64
- <<<< -HP_JACK_IN 42
- <<<< GLOBAL_WL_DISABLE 66
- <<<< BAY_IS_HDD 37
- <<<< -PWR_SW_H8 32
- <<<< FAN_FRQ 71
- <<<< -MISC_SMI 64
- <<<< -90W_AC 76
- <<<< -LPMODE 91,95
- <<<< MIC_DISABLE 41
- <<<< LEDNUMLOCK 28
- <<<< LEDCPLOCK 28
- <<<< BAYLED 38
- <<<< -BAY_ATTACH 37
- <<<< LID_SWITCH 28
- <<<< KBD_LIGHT_ON 28
- <<<< -GSENSE_ON 72
- <<<< GSENSE_TST 72
- <<<< -ICH_SLP_M 32
- <<<< -DOCK_EVENT 59
- <<<< -BAY_UNLOCK 38,98
- <<<< -MAINOFF 64
- <<<< -SPK_MUTE 45
- <<<< -MUTE 45
- <<<< DISCHARGE 75,91

GFX	EXT.	INT.
R922	ASN	NO-ASM
R925	NO_ASM	ASM

↑
LOGIC

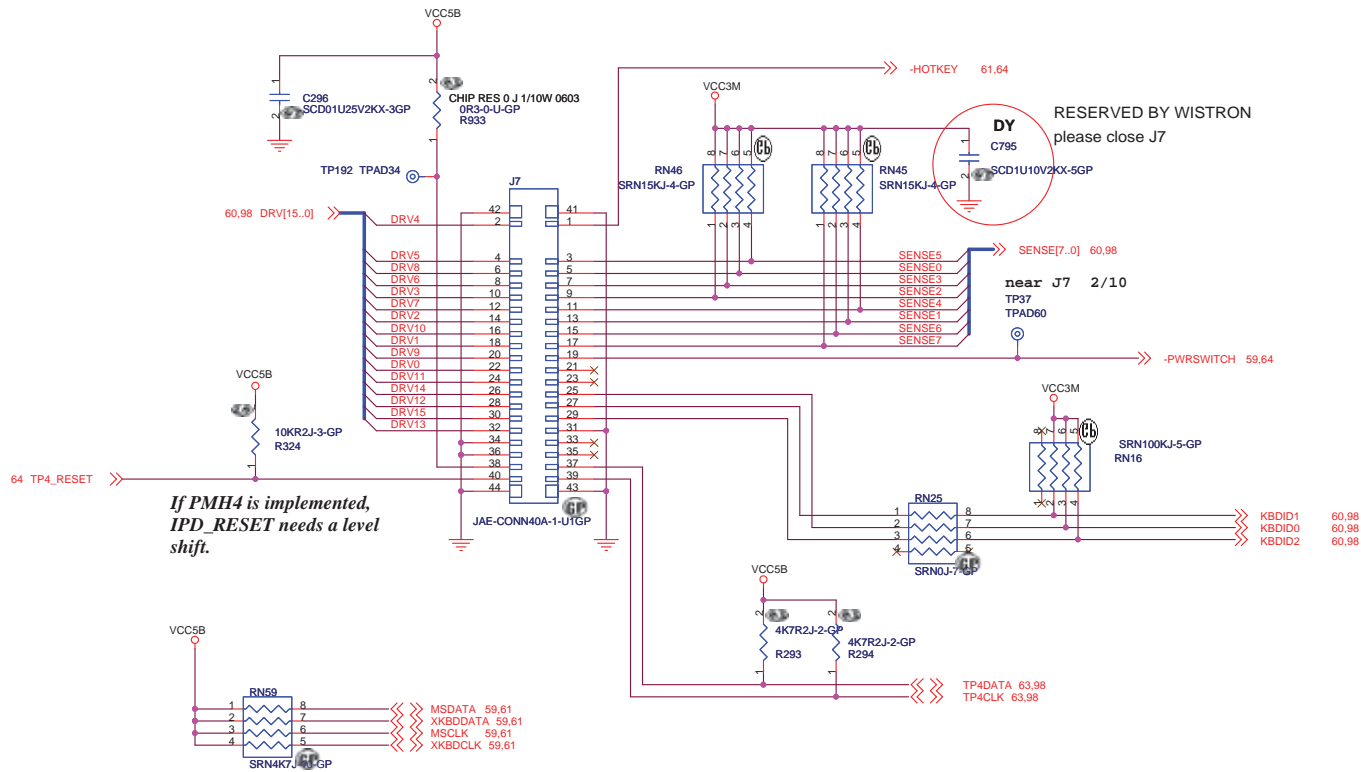
<Variant Name>

緯創資通 Wistron Corporation
21F, 88, Sec.1, Hsin Tai Wu Rd., Hsichih, Taipei Hsien 221, Taiwan, R.O.C.

Title **H8S/2116B(2/2)**

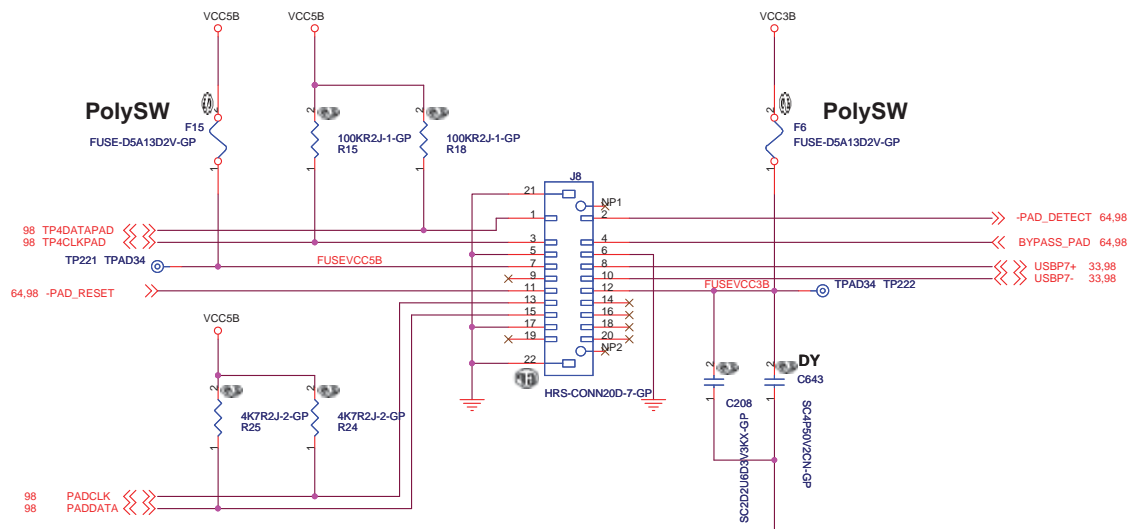
Size Custom Document Number **Rnote-4** Rev **1**

Date: Friday, April 20, 2007 Sheet 61 of 99

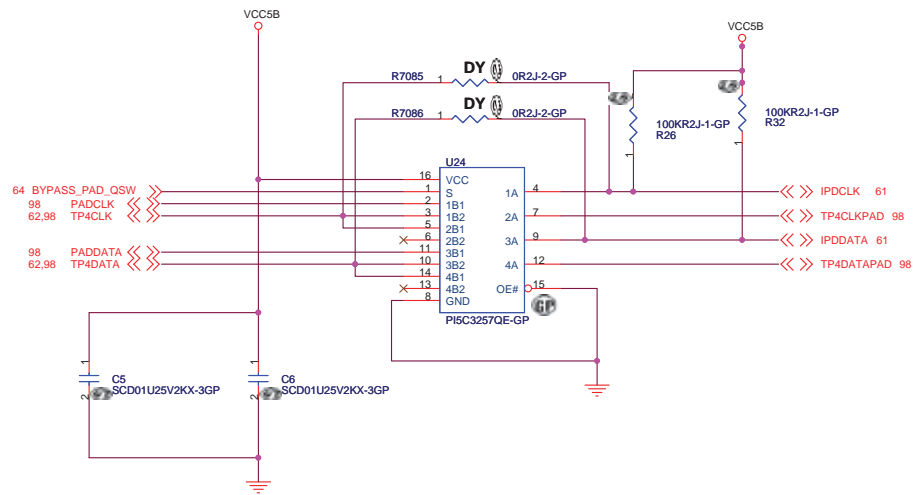


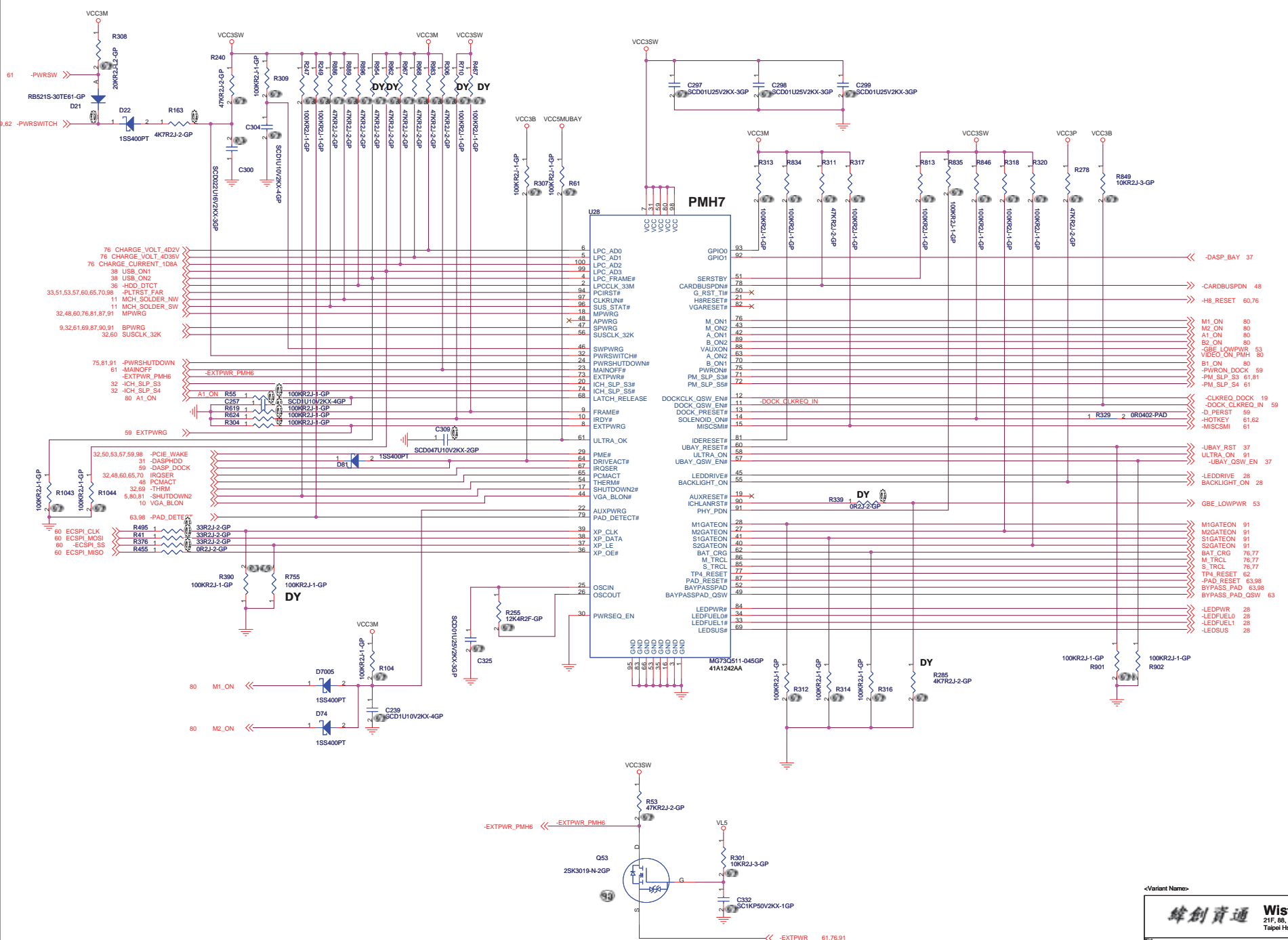
<Variant Name>

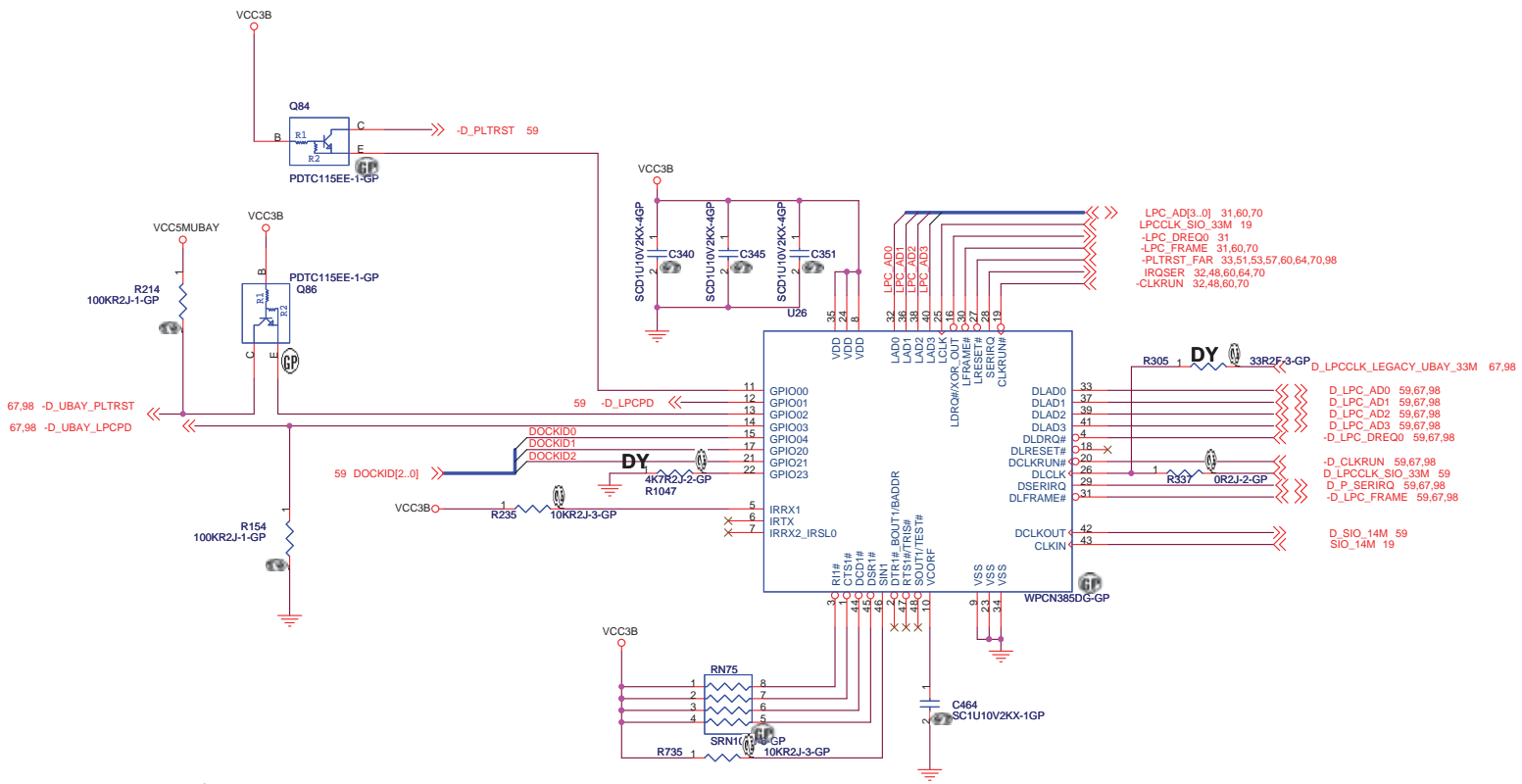
緯創資通		Wistron Corporation	
		21F, 88, Sec.1, Hsin Tai Wu Rd., Hsichih, Taipei Hsien 221, Taiwan, R.O.C.	
Title			
KEYBOARD CONN			
Size	Document Number		Rev
Custom		Rnote-4	1
Date:	Friday, April 20, 2007	Sheet	62 of 99



USE FSTU3257 (FAIRCHILD) OR PI5C3257C (PERICOM)





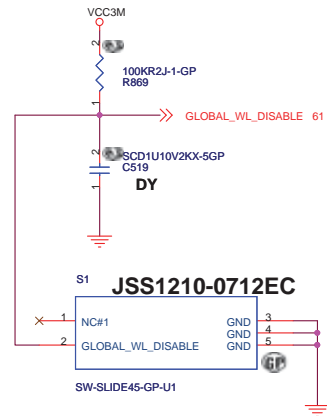


- LPC_AD[3..0] 31,60,70
- LPCLK_SIO_33M 19
- LPC_DREQ0 31
- LPC_FRAME 31,60,70
- PLTRST_FAR 33,51,53,57,60,64,70,98
- IROSER 32,48,60,64,70
- CLKRUN 32,48,60,70
- D_LPC_AD0 59,67,98
- D_LPC_AD1 59,67,98
- D_LPC_AD2 59,67,98
- D_LPC_AD3 59,67,98
- D_LPC_DREQ0 59,67,98
- D_CLKRUN 59,67,98
- D_LPCLK_SIO_33M 59
- D_P_SERIRQ 59,67,98
- D_LPC_FRAME 59,67,98
- D_SIO_14M 59
- SIO_14M 19

Power On strap pin
 Pin2 : Base I/O address
 NC : 164E/164F (Internal PU)
 PD : 2E/2F
 Pin31 : LPC Switch function
 NC : Switch Enable(controlle by DLCON bit)
 PD : Switch Disable(forced to be Dissconnected)
 Pin47 : Tristate
 NC : Normal Operation
 PD : All pins floating
 Pin48 : Test
 NC : Normal Operation
 PD : Test mode

GPIO ASSIGNMENT LIST	
GPIO00	:LPC RESET# FOR DOCKING LPC DEVICE
GPIO01	:LPC POWER DOWN FOR DOCKING LPC DEVICE
GPIO02	:LPC RESET# FOR LEGACY IO BAY
GPIO03	:LPC POWER DOWN FOR LEGACY IO BAY
GPIO04	:DOCK ID 0
GPIO20	:DOCK ID 1
GPIO21	:DOCK ID 2
GPIO23	:RESERVED(INTERNAL PULLUP ENABLE)

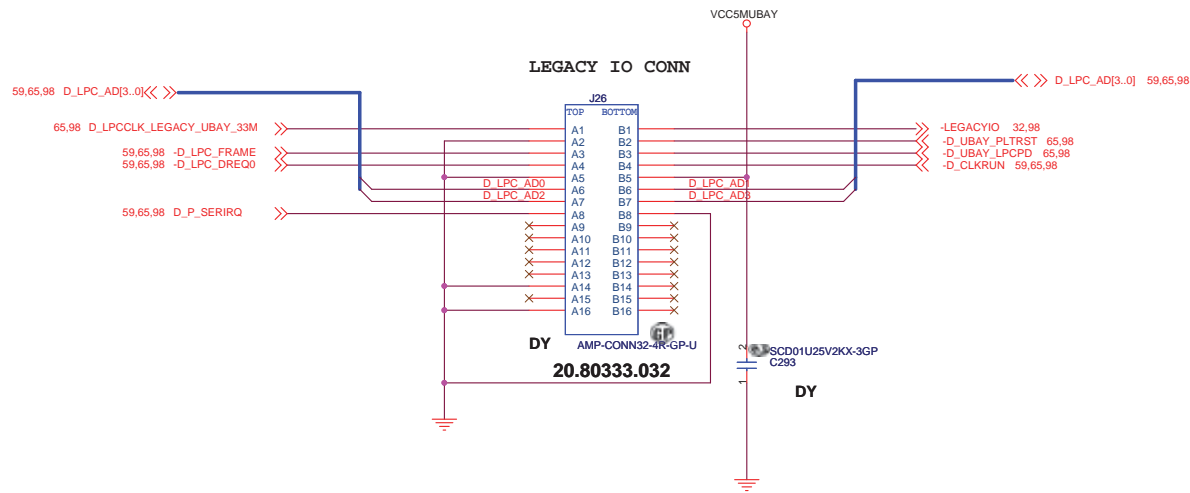
WIRELESS DISABLE SW



**MUST APPLY
S1 PART
NUMBRE**

<Variant Name>

緯創資通		Wistron Corporation	
		21F, 88, Sec.1, Hsin Tai Wu Rd., Hsichih, Taipei Hsien 221, Taiwan, R.O.C.	
Title		WIRELESS DISABLE SW	
Size	Document Number	Rev	
Custom	Rnote-4	1	
Date:	Friday, April 20, 2007	Sheet	66 of 99



<Variant Name>

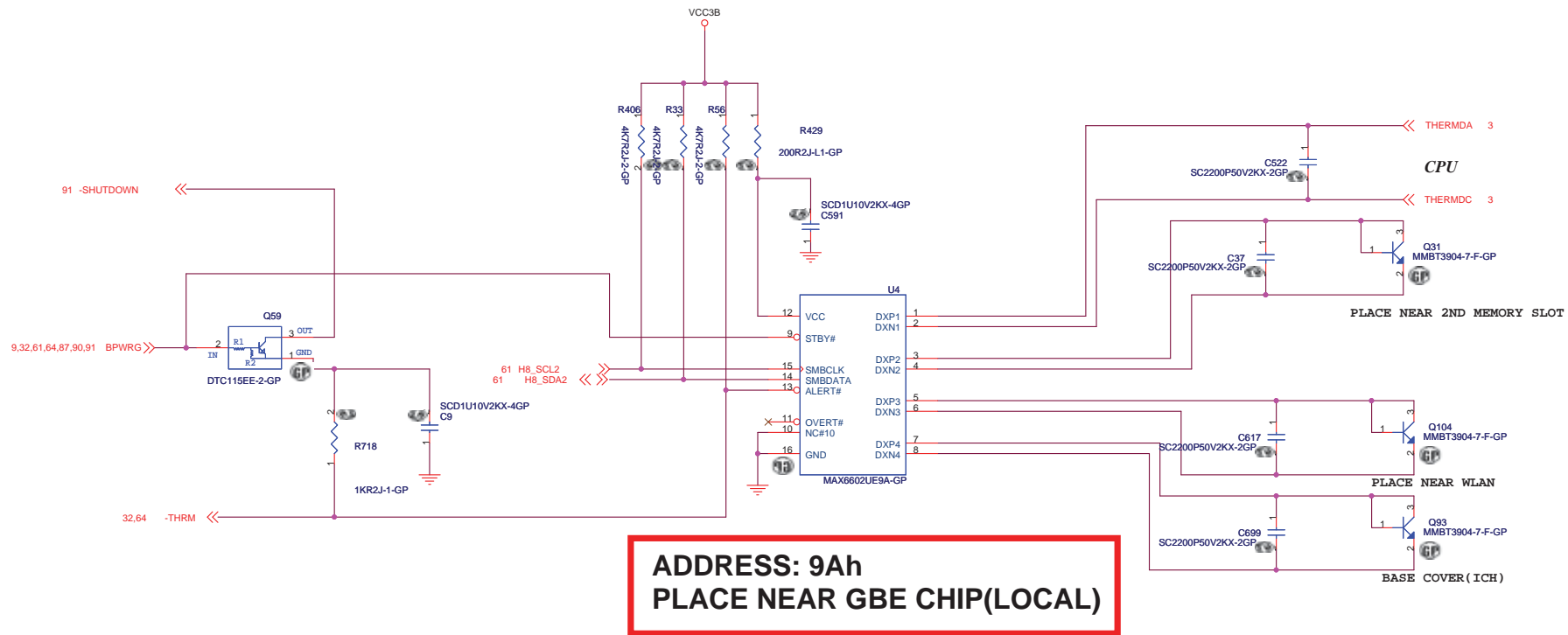
緯創資通 Wistron Corporation
 21F, 88, Sec.1, Hsin Tai Wu Rd., Hsichih,
 Taipei Hsien 221, Taiwan, R.O.C.

Title			
LEGACY I/O CONNECTOR			
Size	Document Number		Rev
Custom	Rnote-4		1
Date:	Friday, April 20, 2007	Sheet	67 of 99

BLANK

<Variant Name>

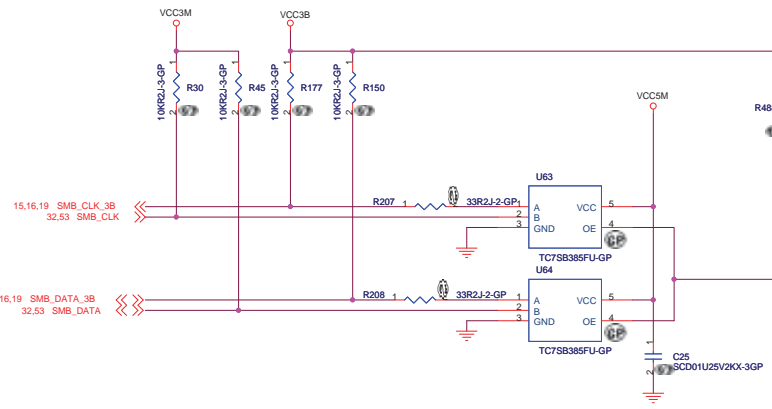
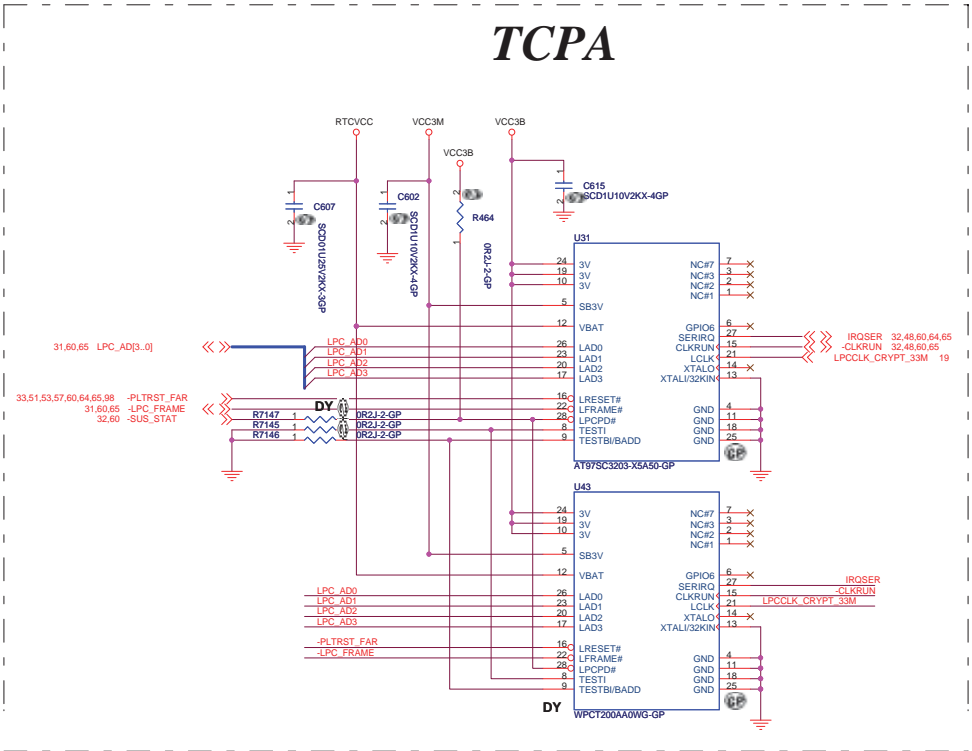
緯創資通		Wistron Corporation	
21F, 88, Sec.1, Hsin Tai Wu Rd., Hsichih, Taipei Hsien 221, Taiwan, R.O.C.			
Title			
BLANK			
Size	Document Number		Rev
Custom	Rnote-4		1
Date:	Friday, April 20, 2007	Sheet 68 of	99



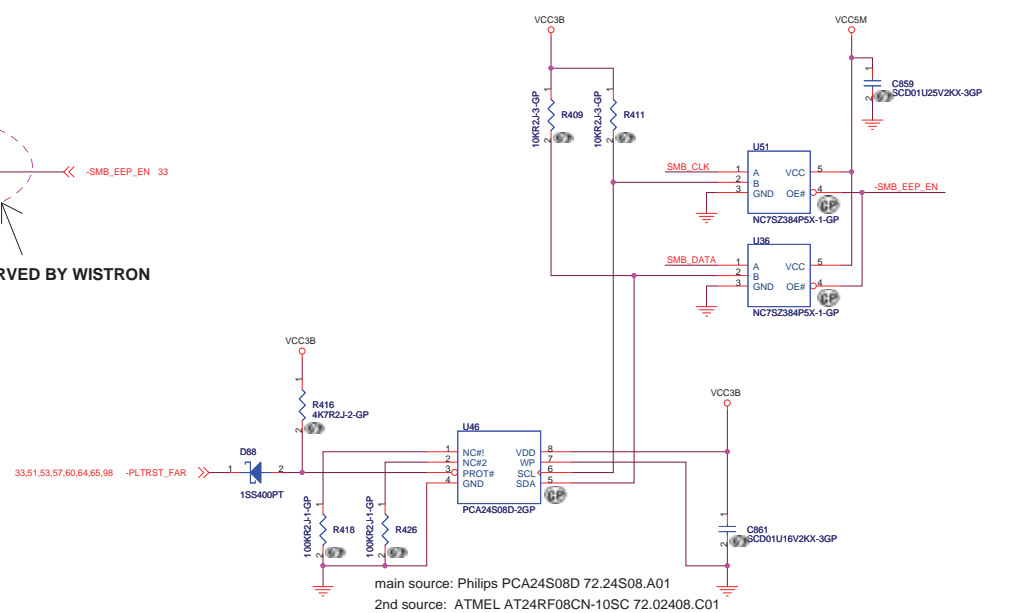
<Variant Name>

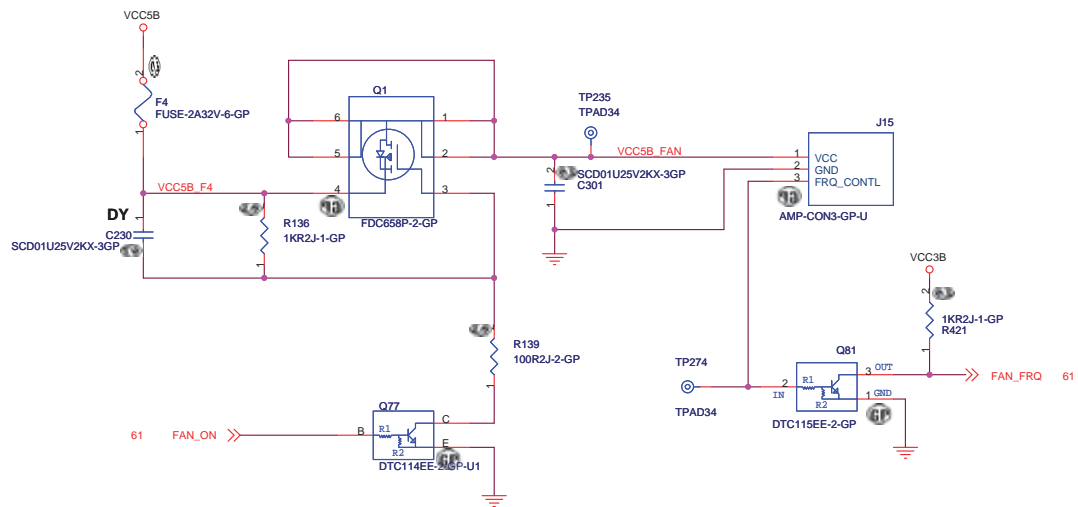
Wistron Corporation 21F, 88, Sec.1, Hsin Tai Wu Rd., Hsichih, Taipei Hsien 221, Taiwan, R.O.C.	
THERMAL SENSOR	
Size	Document Number
Custom	Rnote-4
Date: Friday, April 20, 2007	Sheet 69 of 99
Rev	1

TCPA



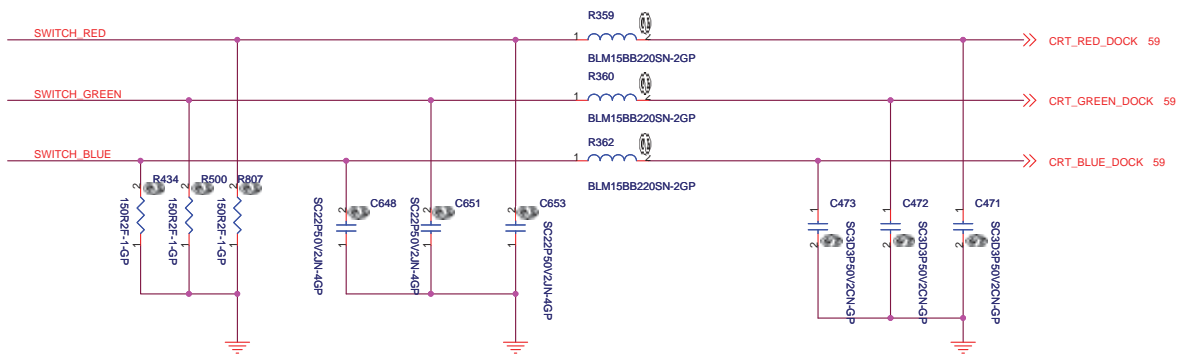
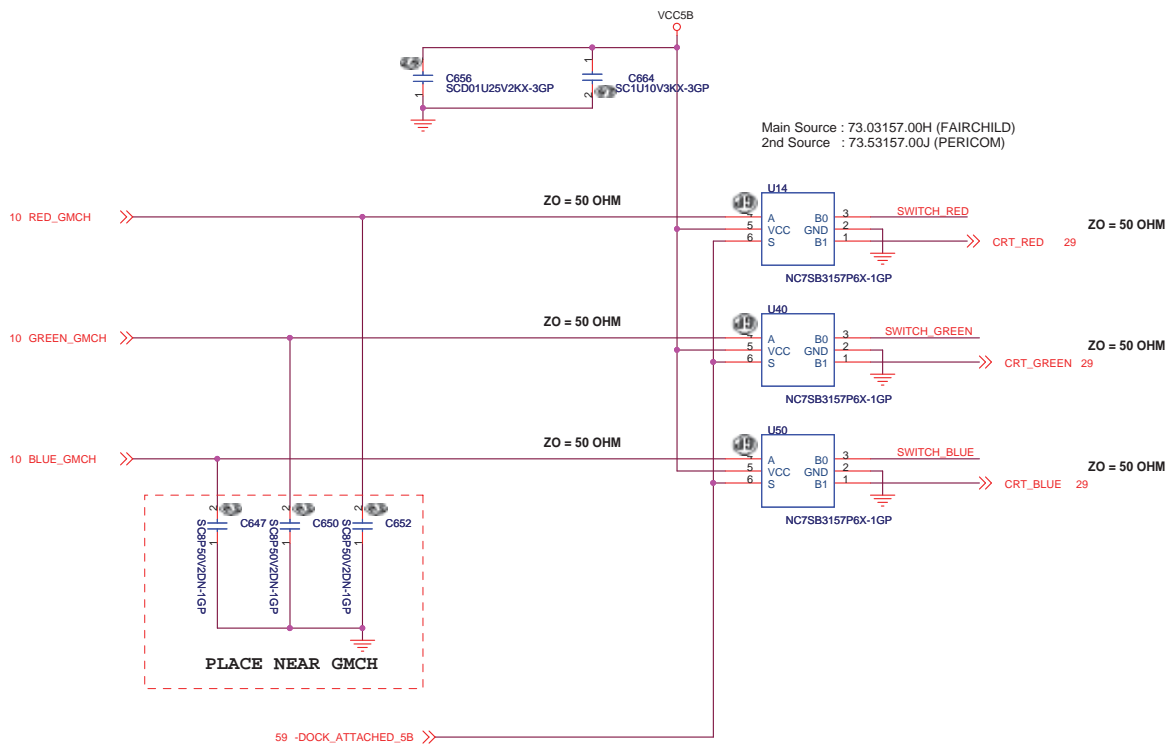
RESERVED BY WISTRON






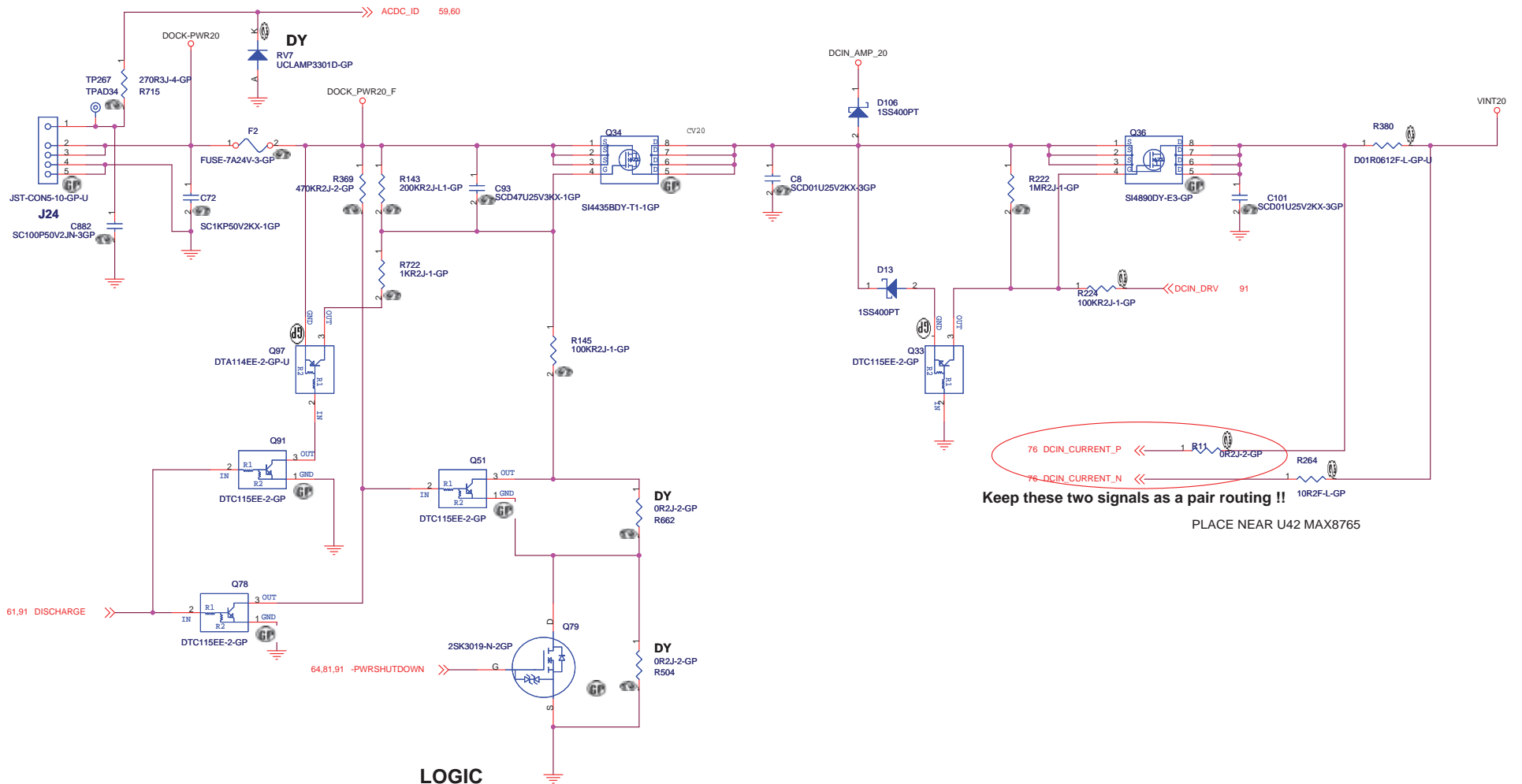
SIV(DV2) : return to add all the part on page-73 and define placement

<Variant Name>		
緯創資通 Wistron Corporation 21F, 88, Sec.1, Hsin Tai Wu Rd., Hsichih, Taipei Hsien 221, Taiwan, R.O.C.		
EMC DECOUPLING		
Title		
Size	Document Number	Rev
Custom	Rnote-4	1
Date: Friday, April 20, 2007	Sheet 73 of	99



<Variant Name>

 Wistron Corporation 21F, 88, Sec.1, Hsin Tai Wu Rd., Hsichih, Taipei Hsien 221, Taiwan, R.O.C.	
RGB SWITCH	
File	Rev 1
Size	Document Number
Custom	Rnote-4
Date: Friday, April 20, 2007	Sheet 74 of 99



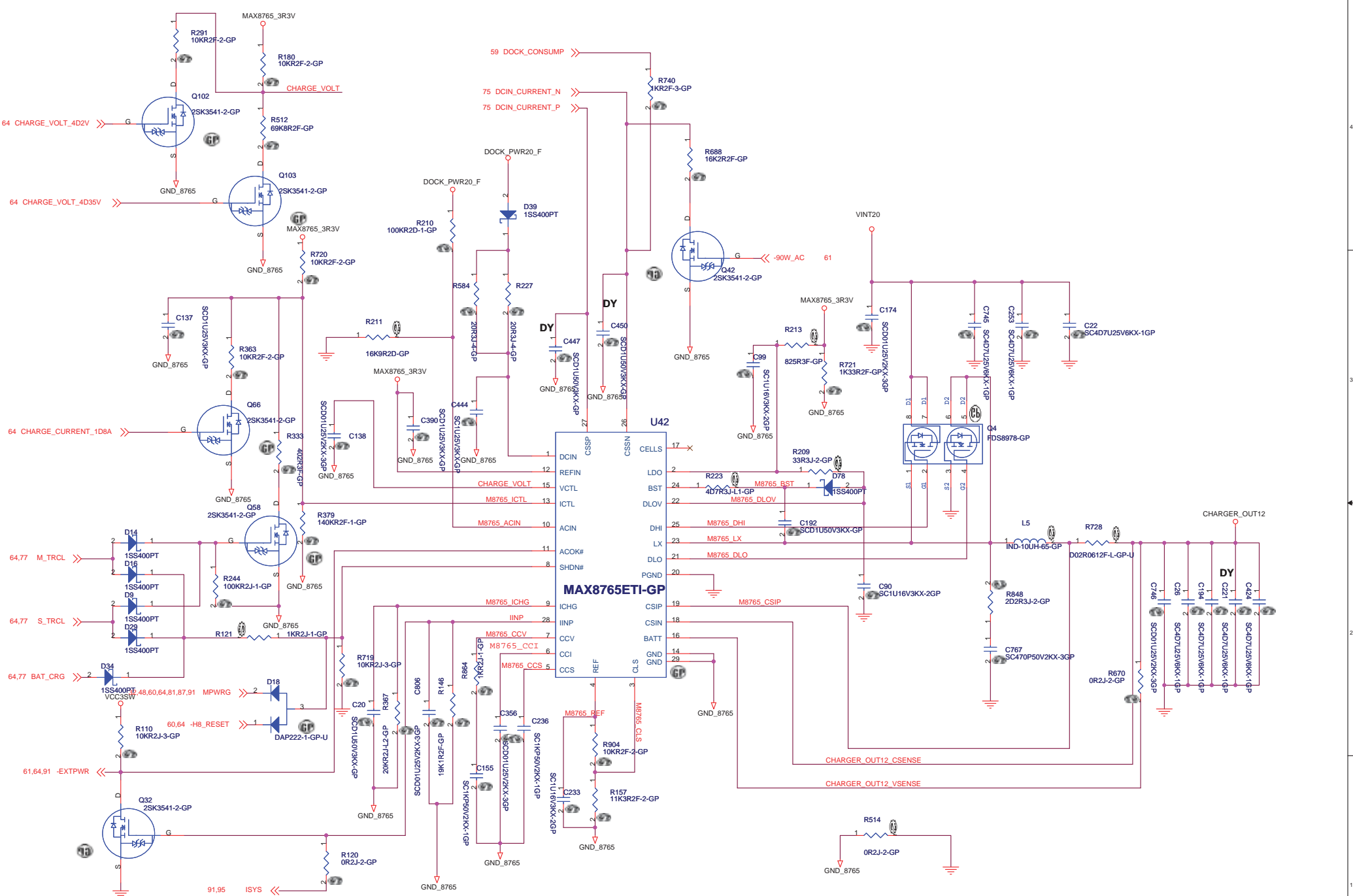
LOGIC

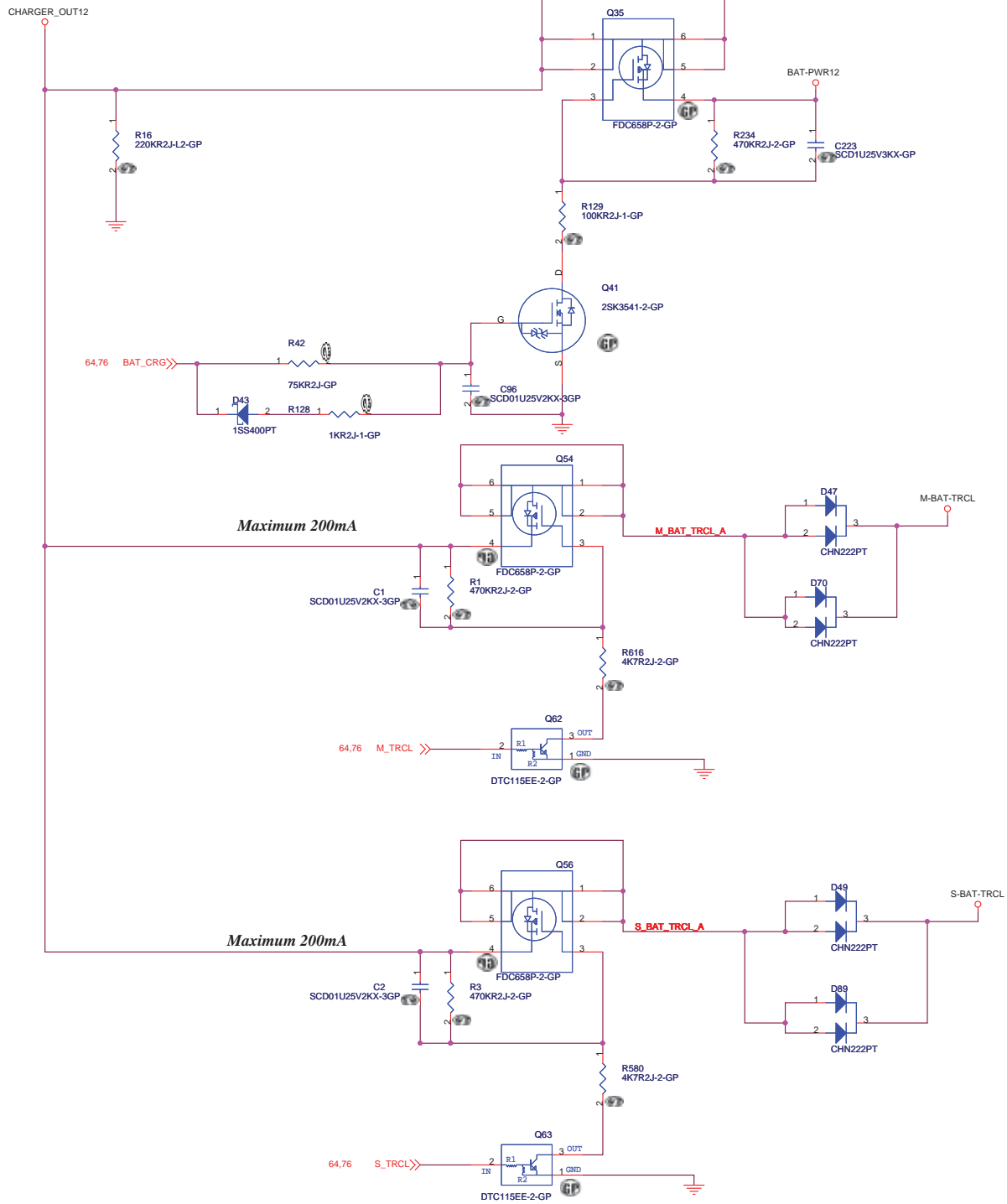


PEAK SHIFT	YES	NO
R662	NO-ASM	ASM
R369	ASM	NO-ASM
Q78	ASM	NO-ASM
Q51	ASM	NO-ASM

<Variant Name>

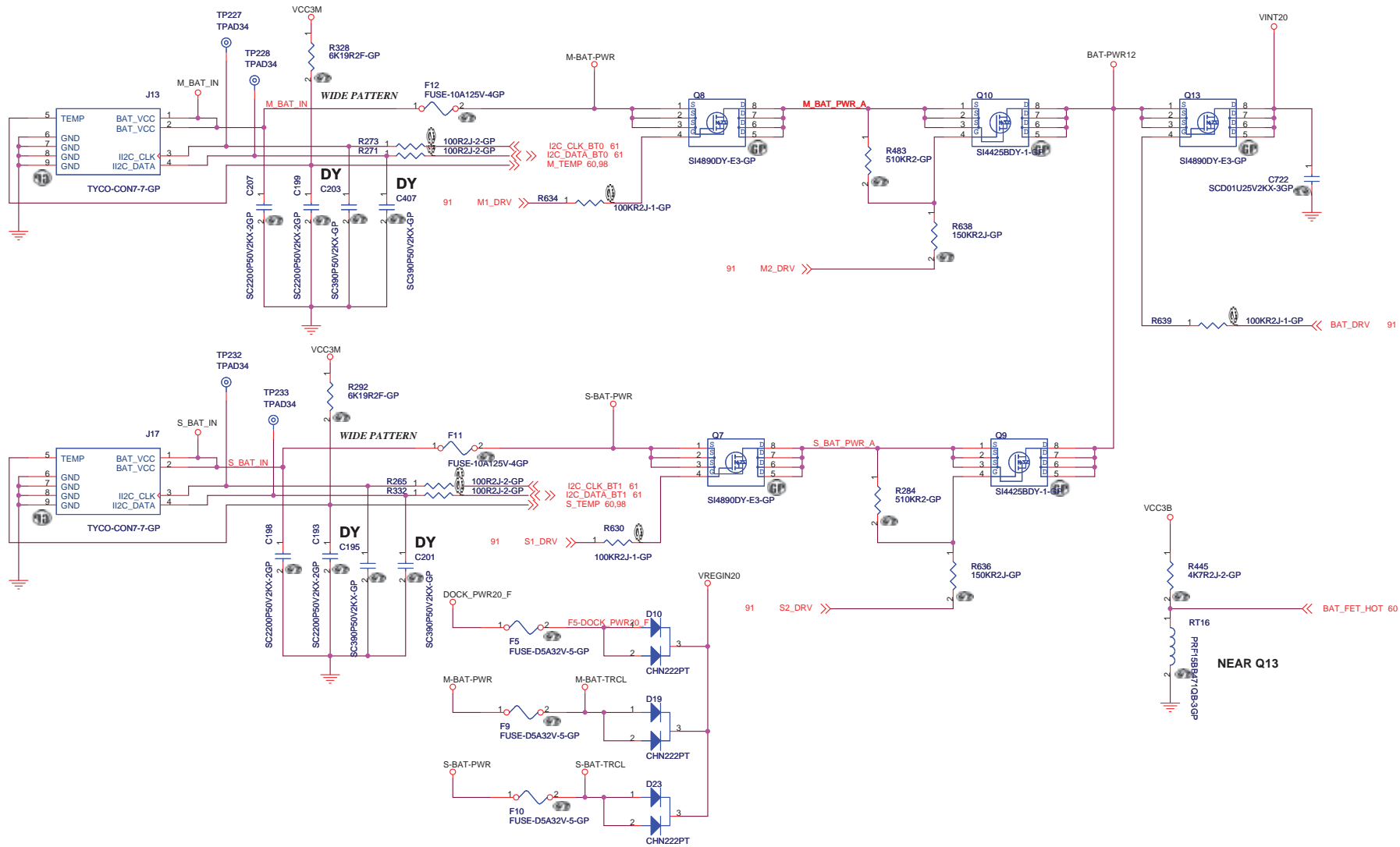
緯創資通		Wistron Corporation	
21F, 88, Sec.1, Hsin Tai Wu Rd., Hsichih, Taipei Hsien 221, Taiwan, R.O.C.		21F, 88, Sec.1, Hsin Tai Wu Rd., Hsichih, Taipei Hsien 221, Taiwan, R.O.C.	
DC-IN			
Size	Document Number	Rev	
Custom	Rnote-4	1	
Date:	Friday, April 20, 2007	Sheet	75 of 99

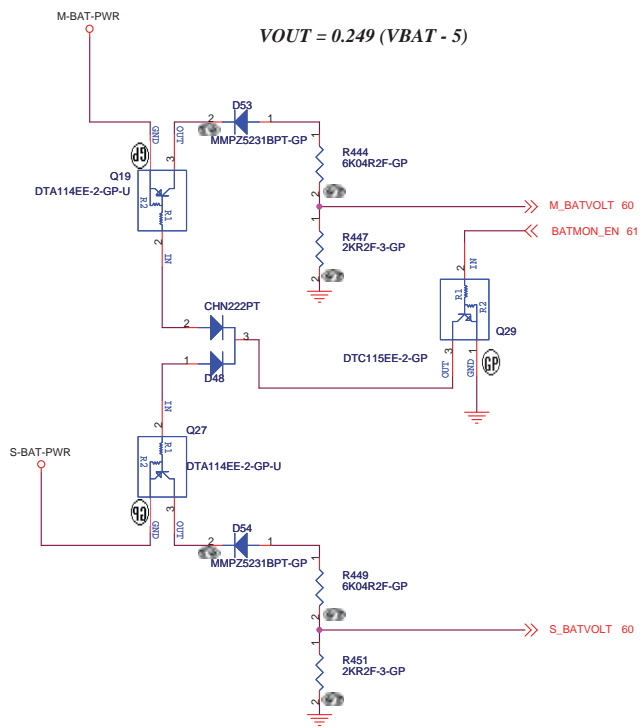




<Variant Name>

緯創資通		Wistron Corporation	
		21F, 88, Sec.1, Hsin Tai Wu Rd., Hsichih, Taipei Hsien 221, Taiwan, R.O.C.	
CHARGER SELECT			
Size	Document Number		Rev
Custom		Rnote-4	1
Date:	Friday, April 20, 2007	Sheet	77 of 99

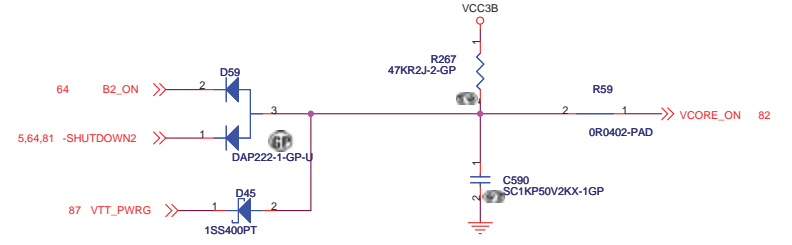
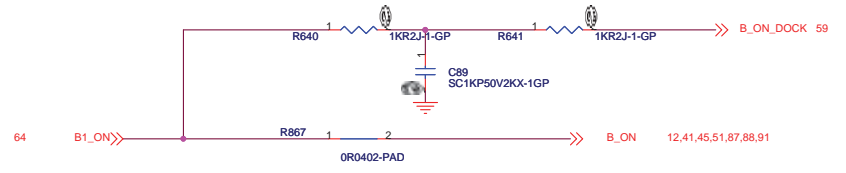
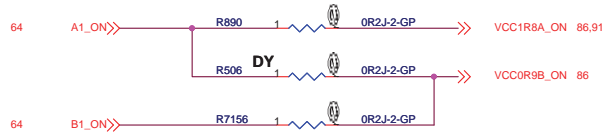
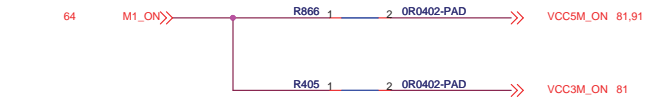


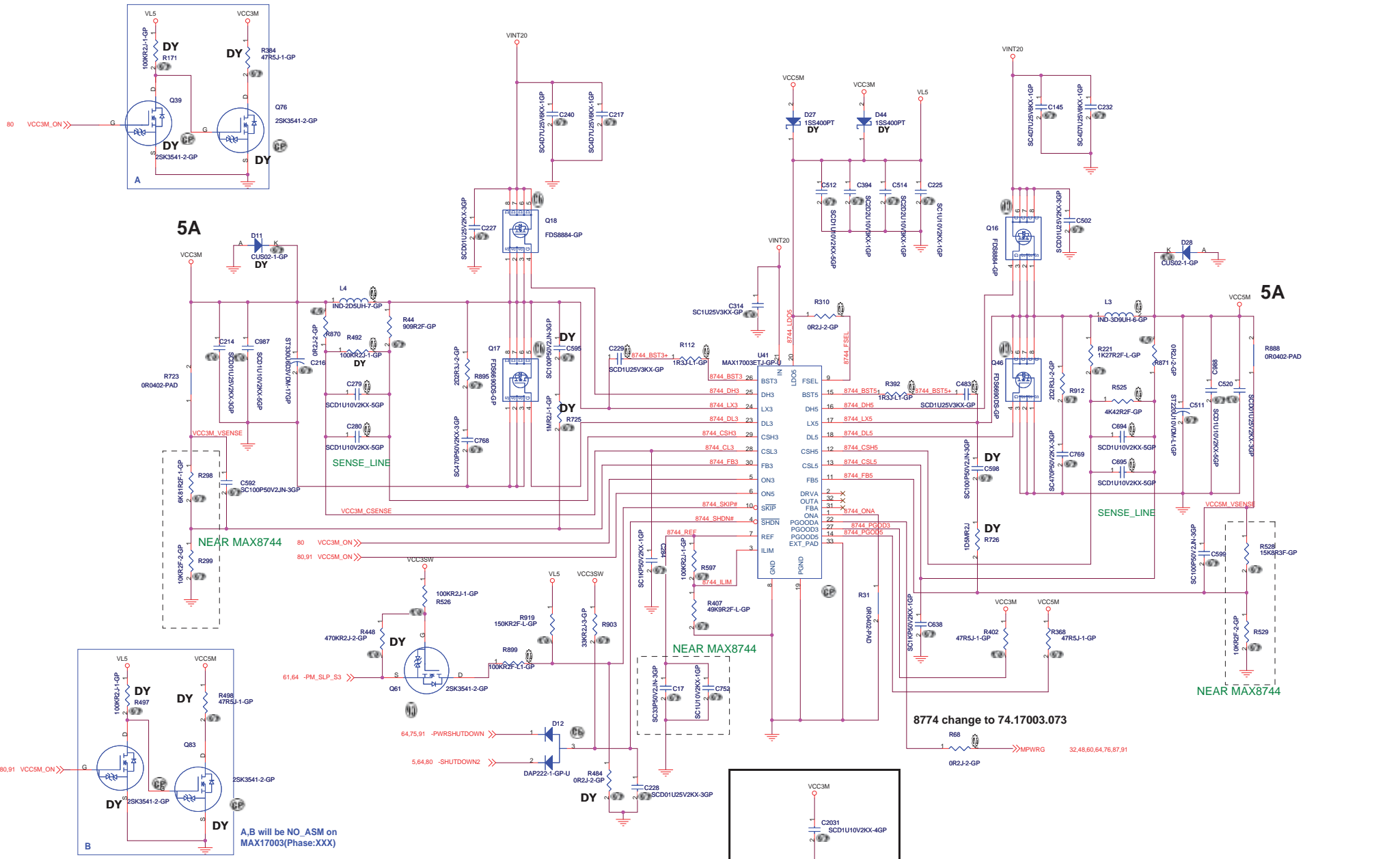


<Variant Name>

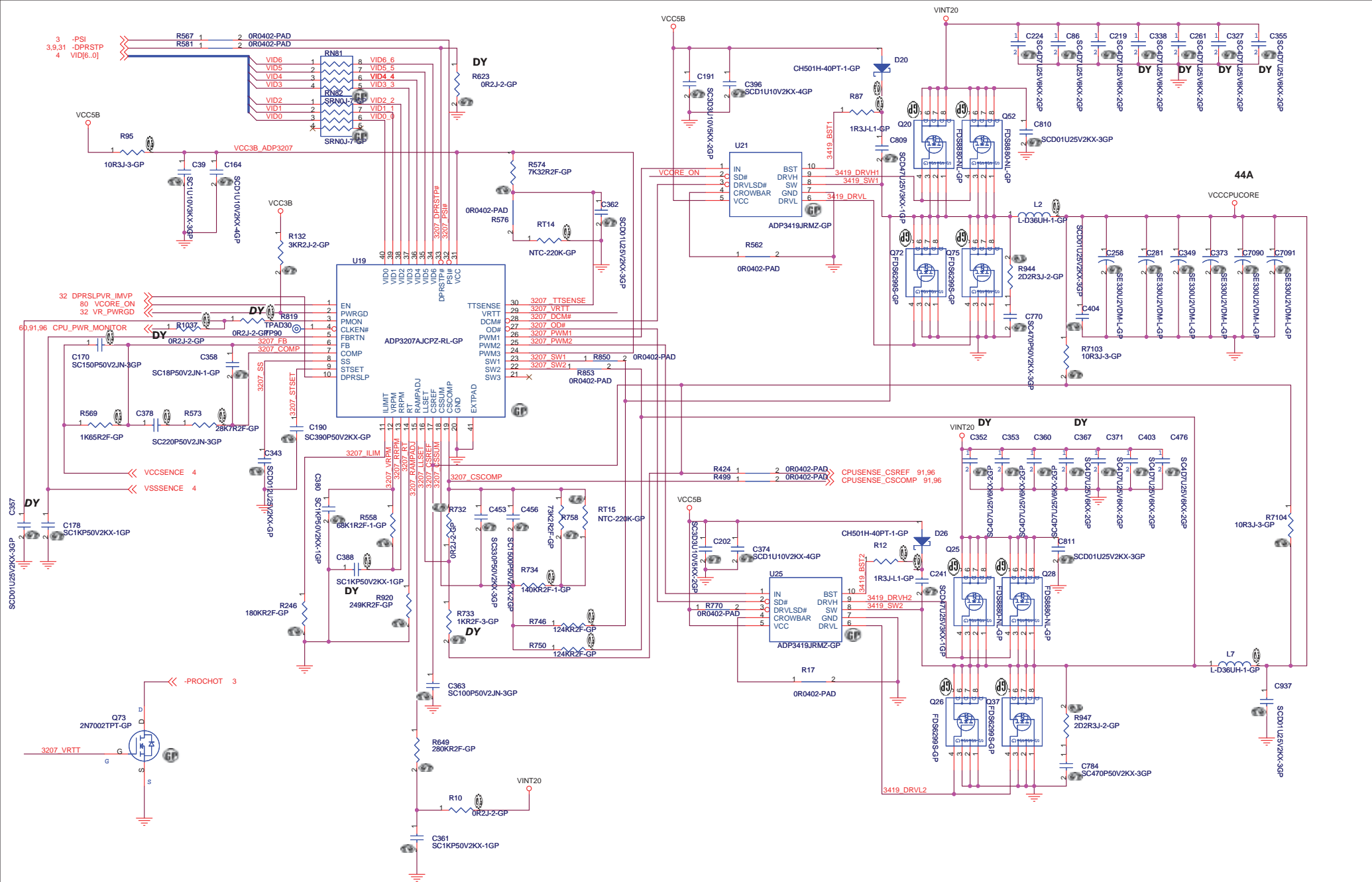
緯創資通 Wistron Corporation
 21F, 88, Sec.1, Hsin Tai Wu Rd., Hsichih,
 Taipei Hsien 221, Taiwan, R.O.C.

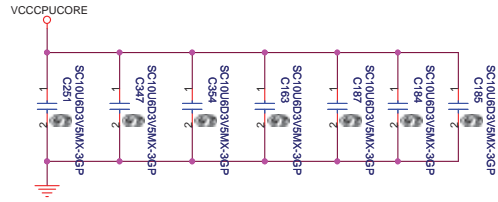
Title		BATTERY MONITOR	
Size	Document Number	Rev	
Custom	Rnote-4	1	
Date:	Friday, April 20, 2007	Sheet	79 of 99



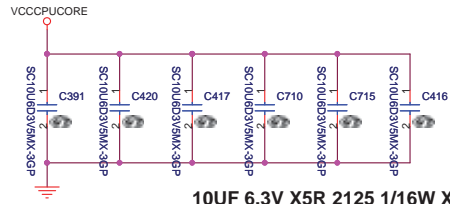
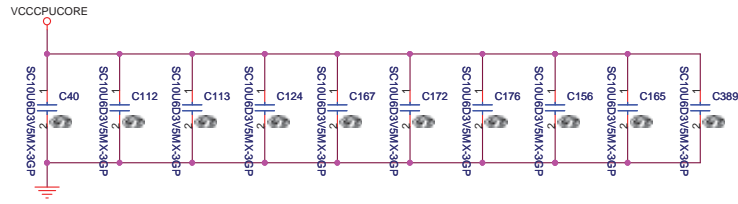
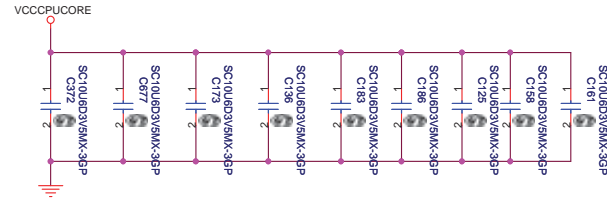


Place near VCC3M Power rail bridge via under DCDC IC (MAX17003)





10UF 6.3V X5R 2125 1/16W X16 PCS



10UF 6.3V X5R 2125 1/16W X16 PCS

<Variant Name>

緯創資通 Wistron Corporation
21F, 88, Sec.1, Hsin Tai Wu Rd., Hsichih,
Taipei Hsien 221, Taiwan, R.O.C.

Title		VCCCPUCORE DECOUPLING	
Size	Document Number	Rev	
Custom		Rnote-4	1
Date:	Friday, April 20, 2007	Sheet	83 of 99

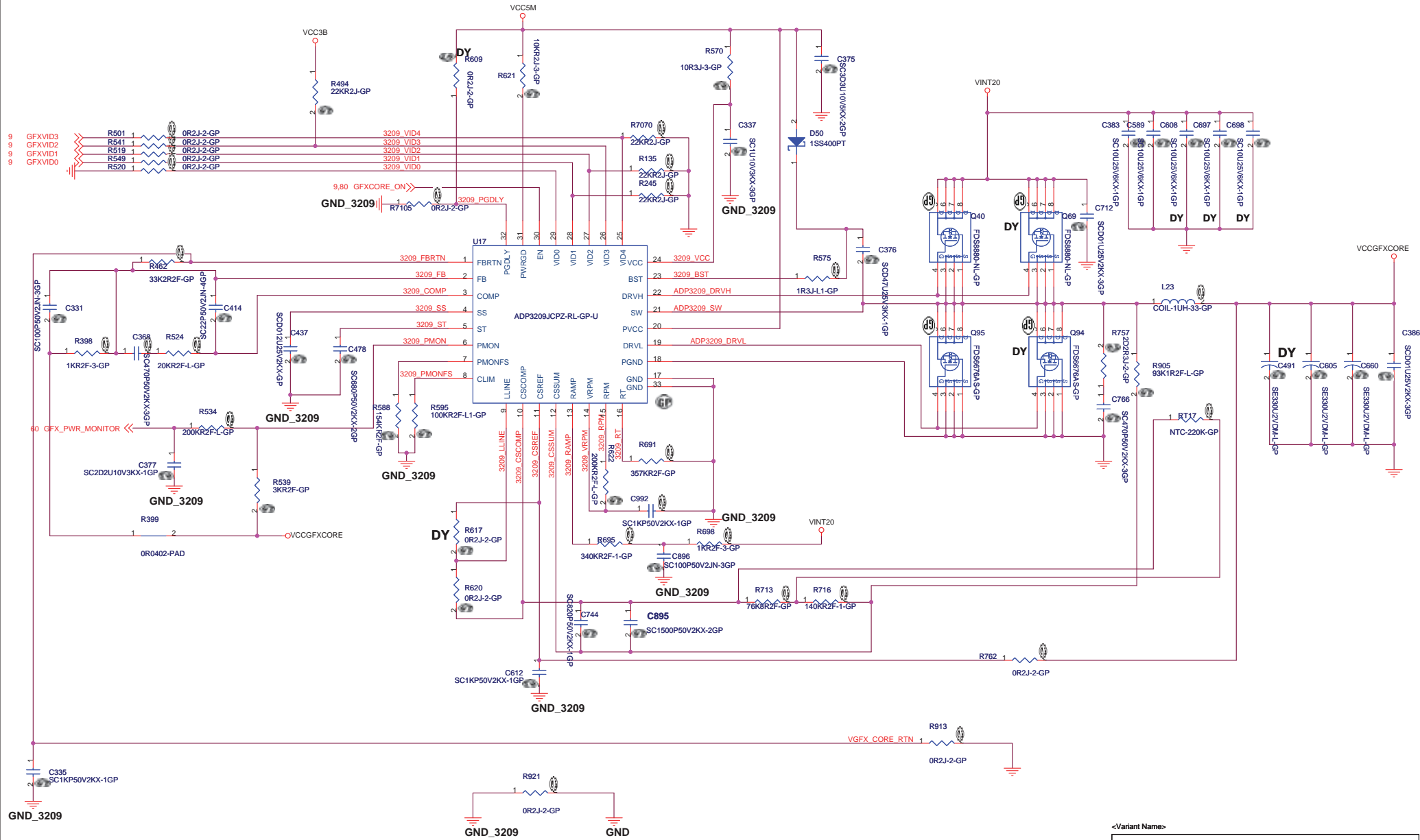
BLANK

<Variant Name>

緯創資通		Wistron Corporation	
		21F, 88, Sec.1, Hsin Tai Wu Rd., Hsichih, Taipei Hsien 221, Taiwan, R.O.C.	
Title		BLANK	
Size	Document Number	Rev	
Custom		1	
Date:	Friday, April 20, 2007	Sheet	84 of 99

VCCGFX=1.05V
 VID4=0
 VID3=1
 VID2=0
 VID1=0
 VID0=0

INTEG VCCGFXCORE VALUE
 1.NORMAL; 1.05V
 2.GRAPHICS RENDER STANDBY MODE; 0.75V
 VID <4.0>
 0100=1.05V

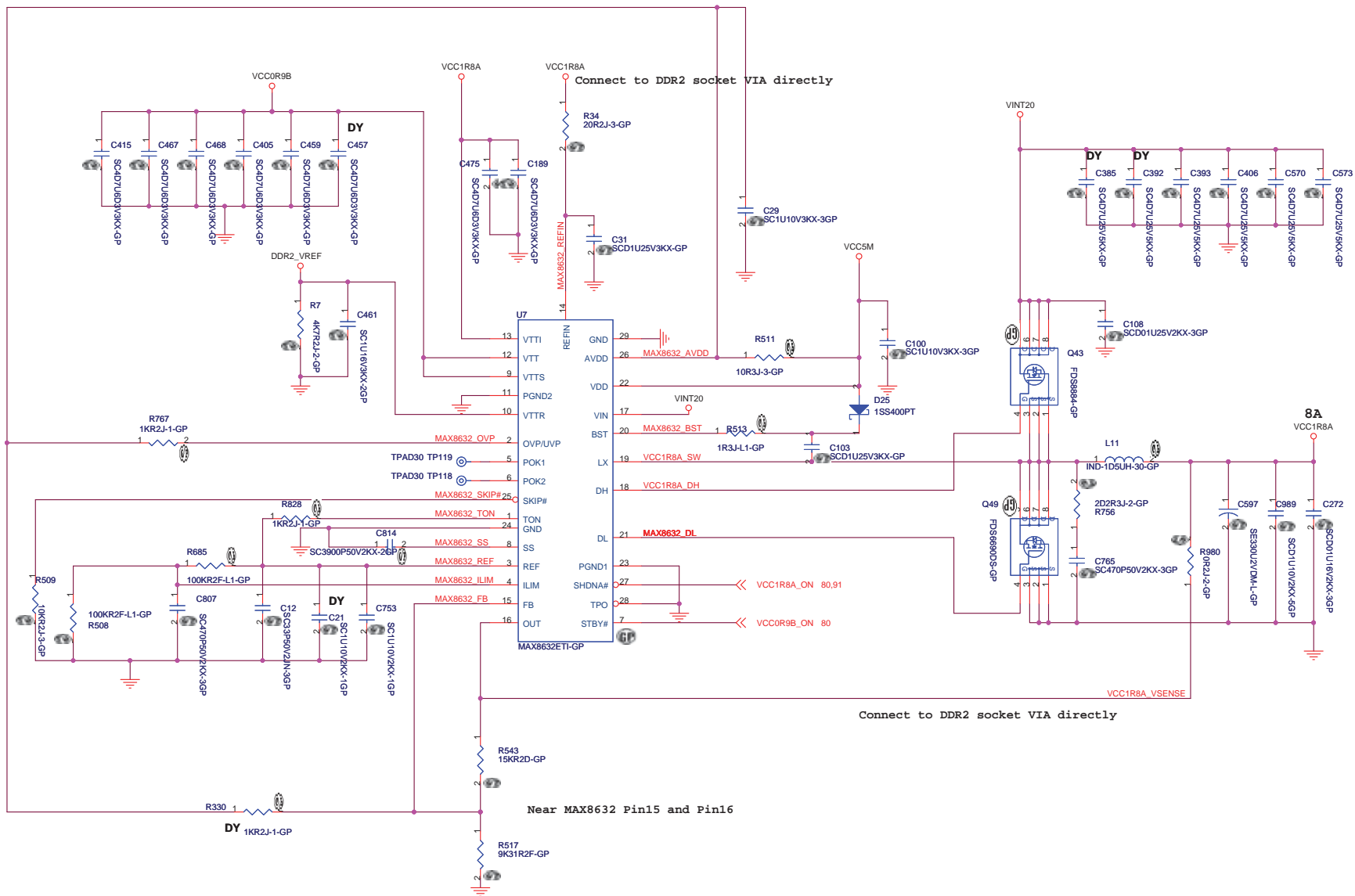


<Variant Name:>

緯創資通 Wistron Corporation
 21F, 88, Sec.1, Hsin Tai Wu Rd., Hsichih,
 Taipei Hsien 221, Taiwan, R.O.C.

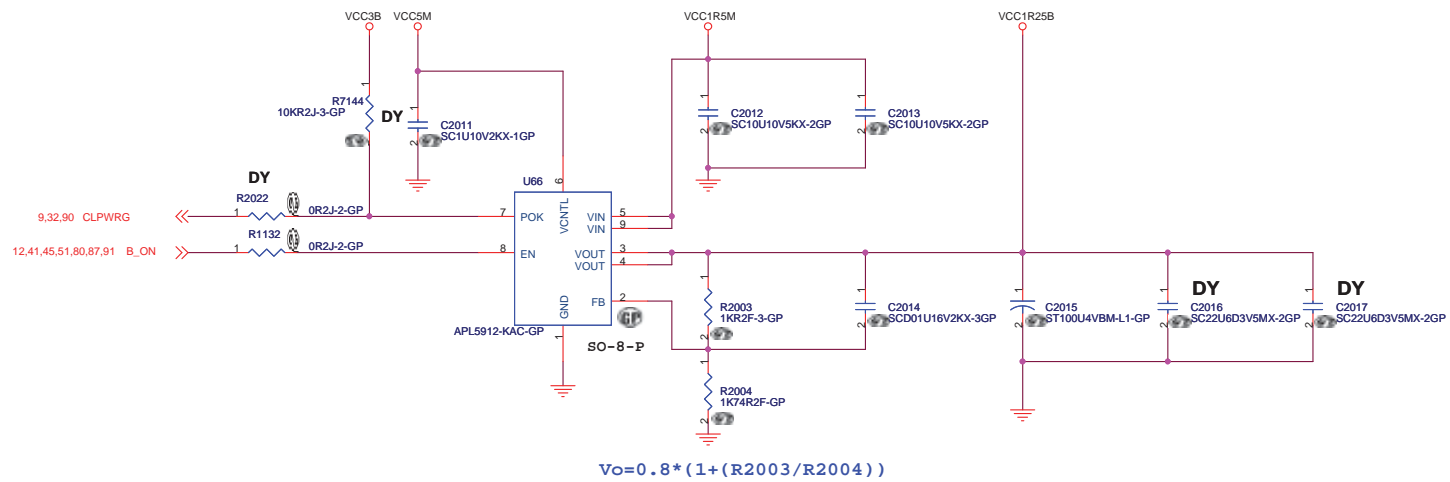
Title: **DC-DC GFX CORE**

Size	Document Number	Rev
Custom	Rnote-4	1
Date: Friday, April 27, 2007	Sheet 85 of 99	




<Variant Name>

 Wistron Corporation 21F, 88, Sec.1, Hsin Tai Wu Rd., Hsichih, Taipei Hsien 221, Taiwan, R.O.C.		
DC-DC VCC1R8A		
Size	Document Number	Rev
Custom	Rnote-4	1
Date: Friday, April 20, 2007	Sheet 86 of	99




<Variant Name>


 Wistron Corporation 21F, 88, Sec.1, Hsin Tai Wu Rd., Hsichih, Taipei Hsien 221, Taiwan, R.O.C.	
DC-DC VCC1R25B	
Size	Document Number
Custom	Rnote-4
Date: Friday, April 20, 2007	Sheet 88 of 99
Rev	1

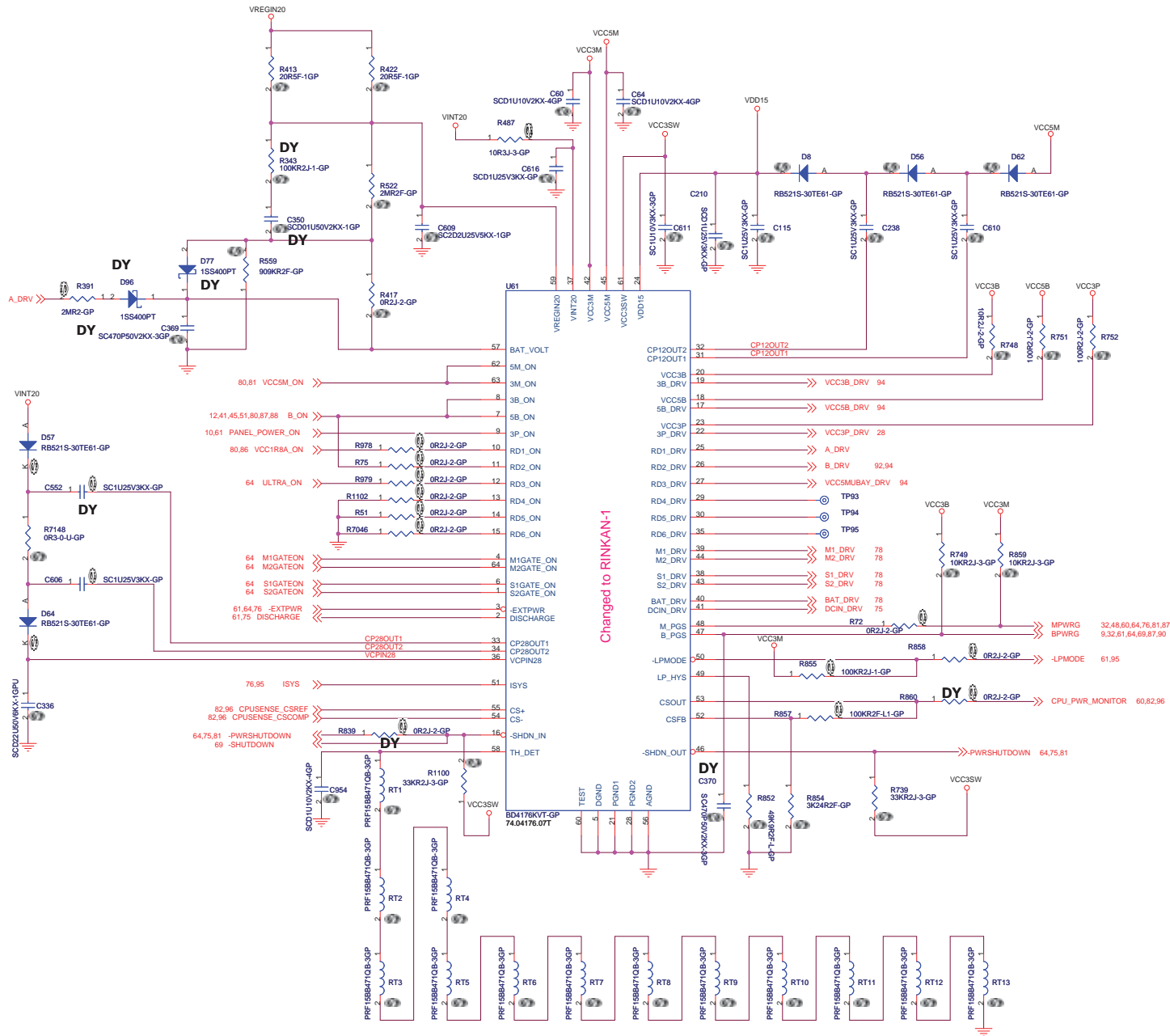
BLANK

<Variant Name>		
緯創資通		Wistron Corporation
<small>21F, 88, Sec.1, Hsin Tai Wu Rd., Hsichih, Taipei Hsien 221, Taiwan, R.O.C.</small>		
Title		
BLANK		
Size	Document Number	Rev
Custom	Rnote-4	1
Date: Friday, April 20, 2007	Sheet 89 of	99

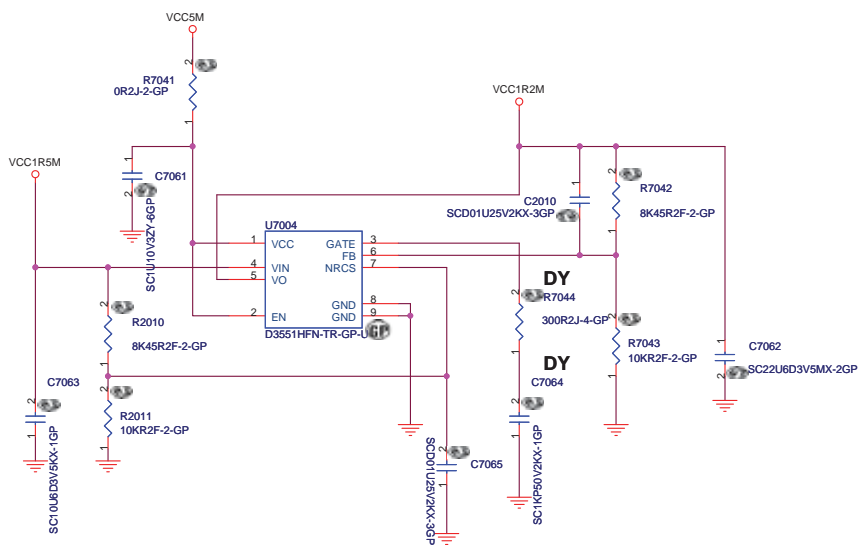
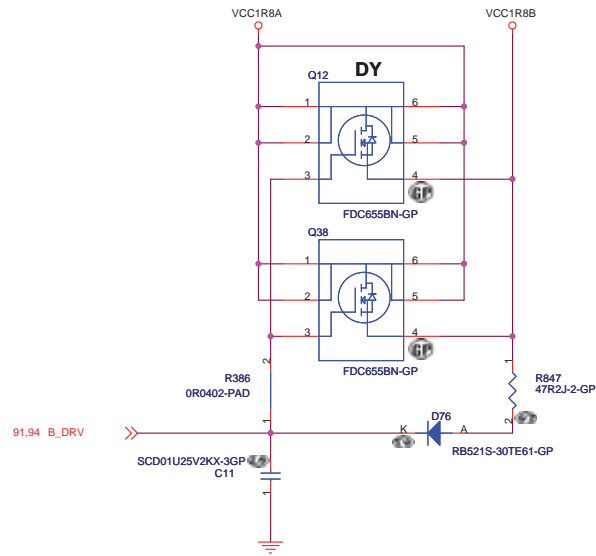
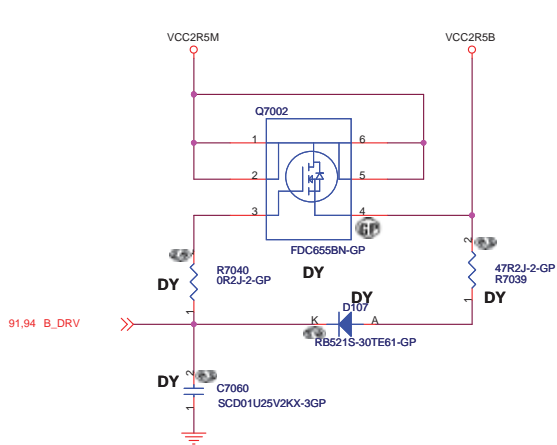


<Variant Name>

 Wistron Corporation 21F, 88, Sec.1, Hsin Tai Wu Rd., Hsichih, Taipei Hsien 221, Taiwan, R.O.C.	
Title	
PWRG	
Size	Document Number
Custom	Rnote-4
Date: Friday, April 20, 2007	Rev 1
Sheet 90 of 99	

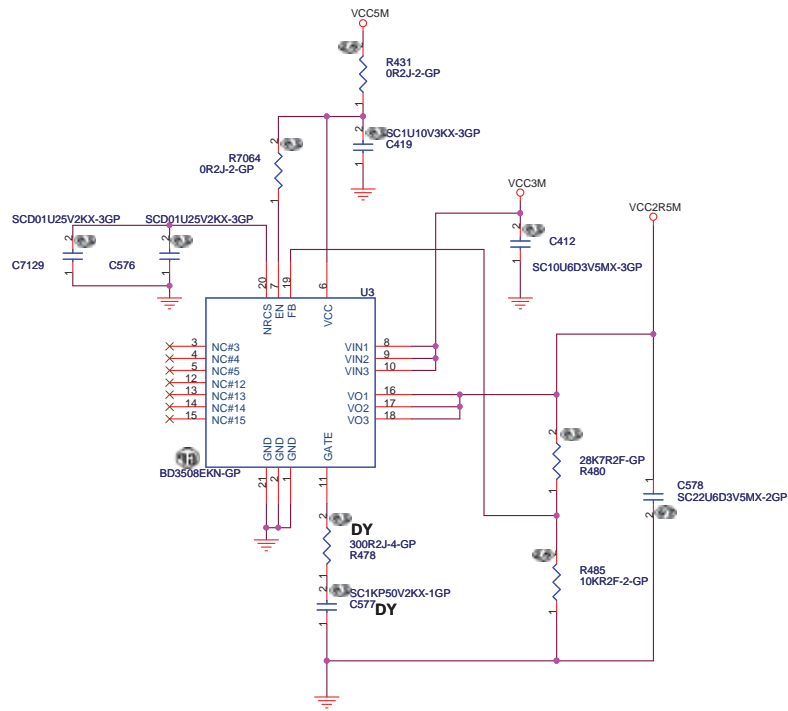


Note:
 LP_MODE: Current Page 91
 CPU_PWR Monitor: Current Page 96




<Variant Name>

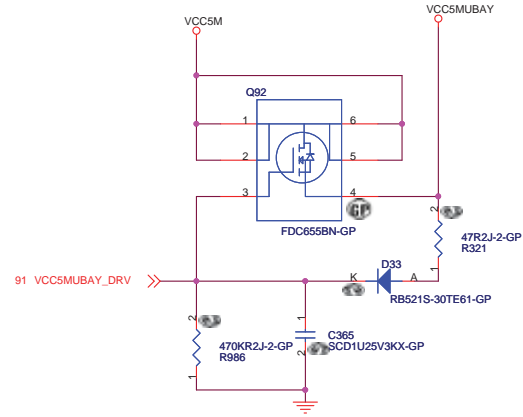
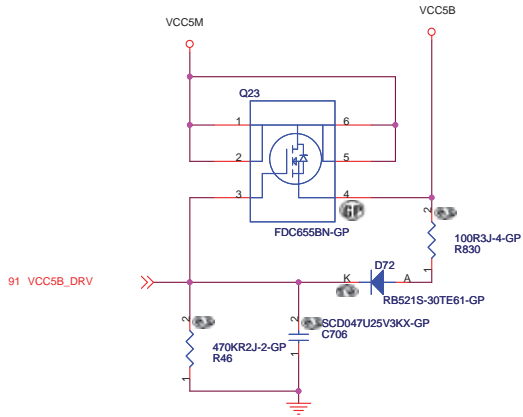
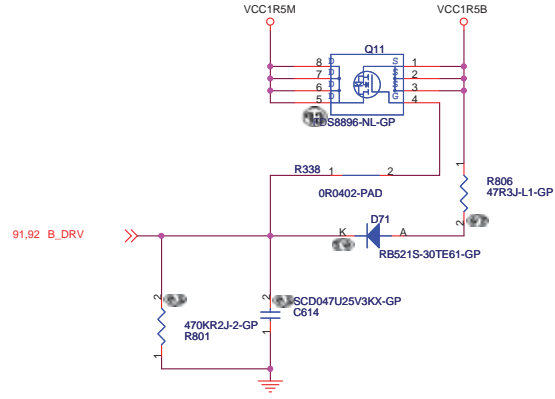
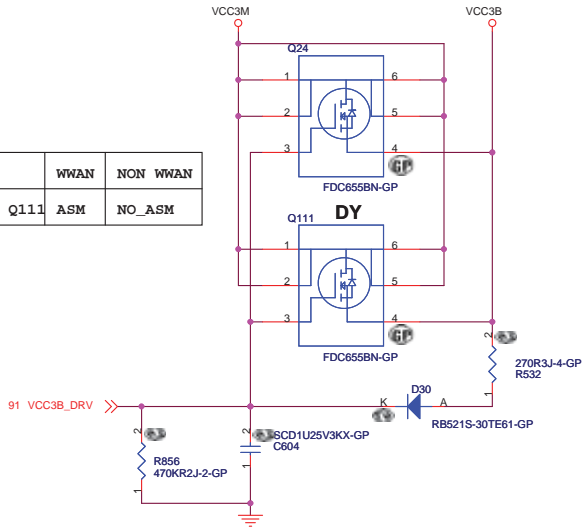
緯創資通 Wistron Corporation	
21F, 88, Sec.1, Hsin Tai Wu Rd., Hsichih, Taipei Hsien 221, Taiwan, R.O.C.	
LOAD SW (B&M)	
Size	Document Number
Custom	Rnote-4
Date: Friday, April 20, 2007	Rev 1
Sheet 92 of 99	

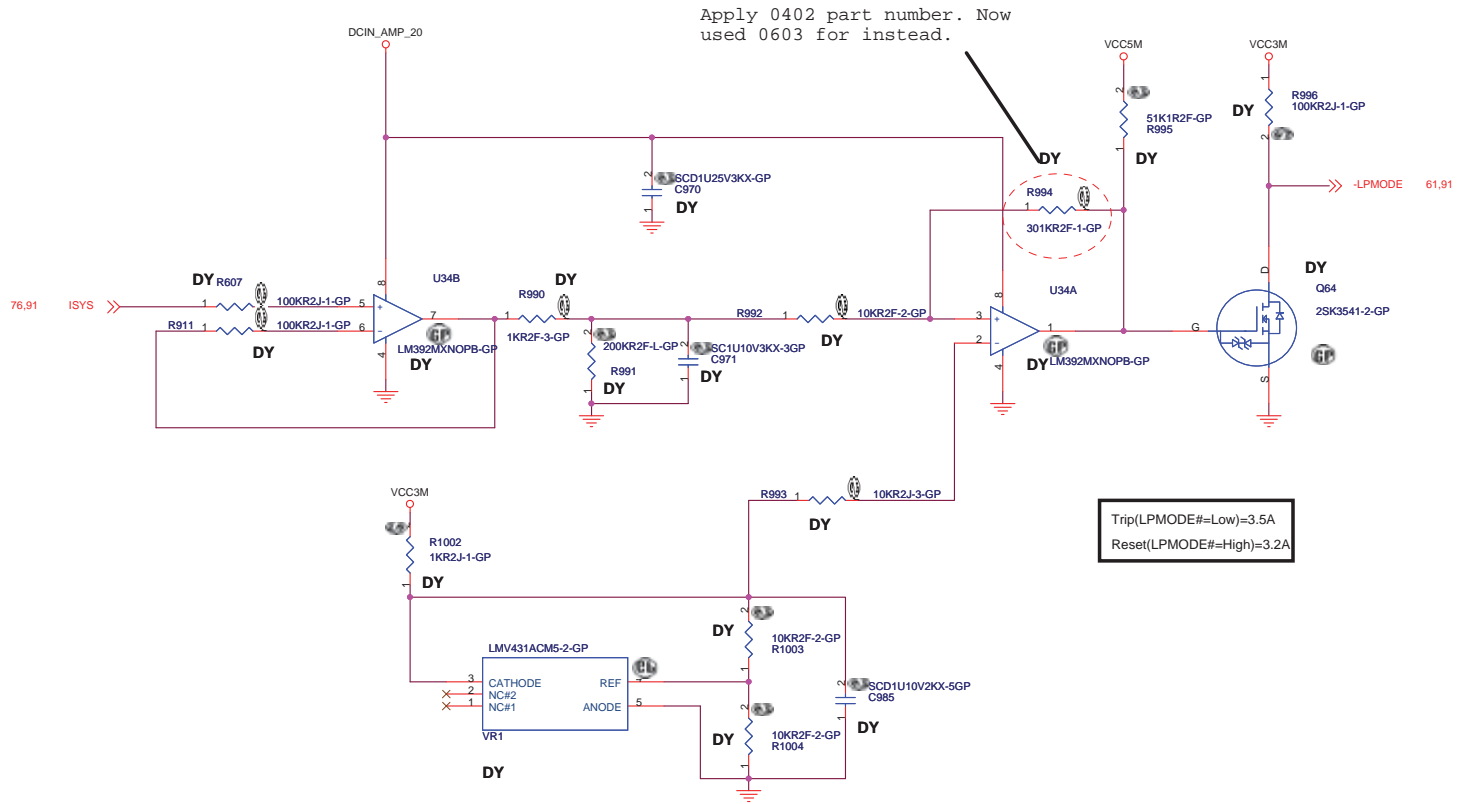


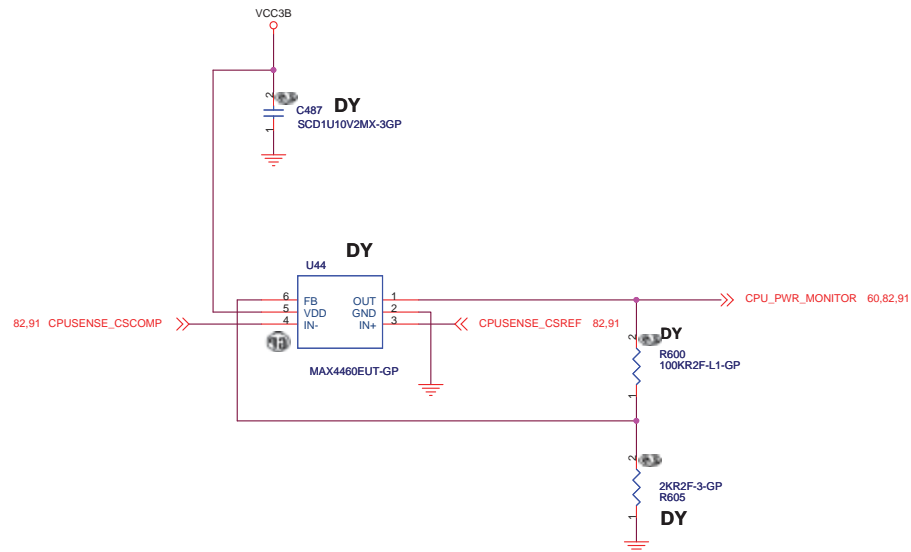
<Variant Name>

 Wistron Corporation 21F, 88, Sec.1, Hsin Tai Wu Rd., Hsichih, Taipei Hsien 221, Taiwan, R.O.C.	
LOAD SW (VCC2R5M)	
Size	Document Number
Custom	Rnote-4
Date: Friday, April 20, 2007	Sheet 93 of 99
Rev	1

	WWAN	NON WWAN
Q111	ASM	NO_ASM

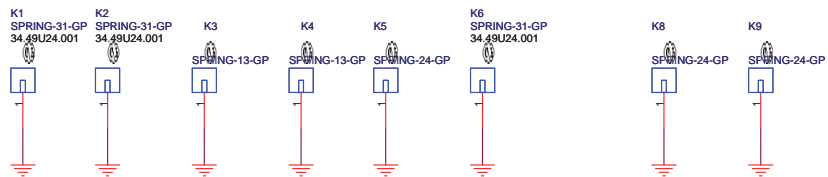
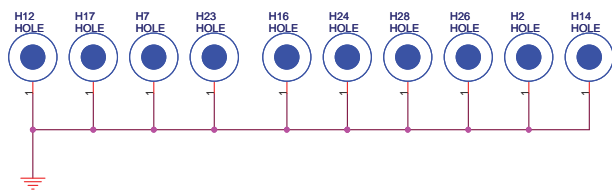
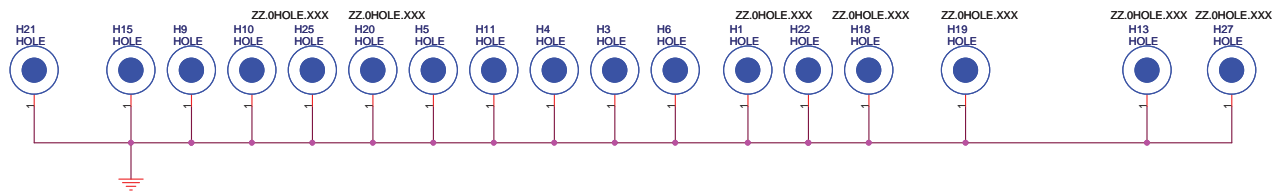






<Variant Name>

緯創資通		Wistron Corporation	
		21F, 88, Sec.1, Hsin Tai Wu Rd., Hsichih, Taipei Hsien 221, Taiwan, R.O.C.	
Title			
CPU POWER MOMITOR			
Size Custom	Document Number	Rnote-4	Rev 1
Date: Friday, April 20, 2007	Sheet 96	of	99



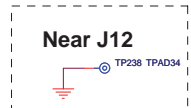
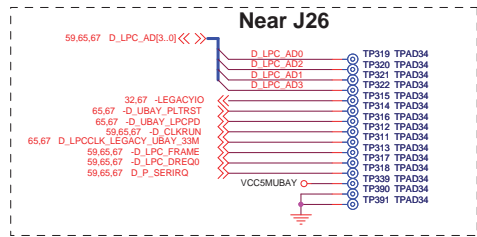
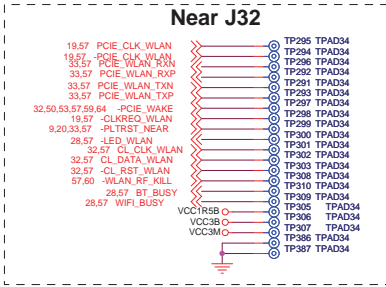
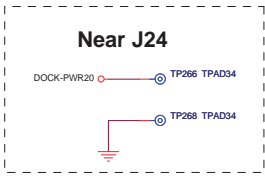
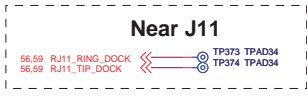
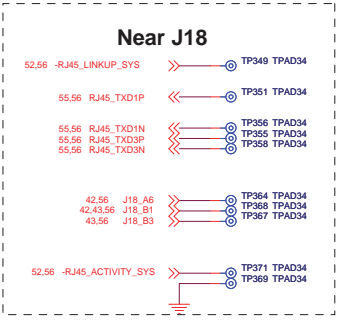
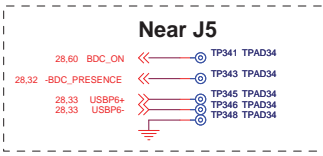
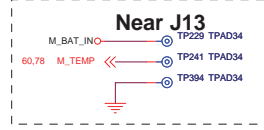
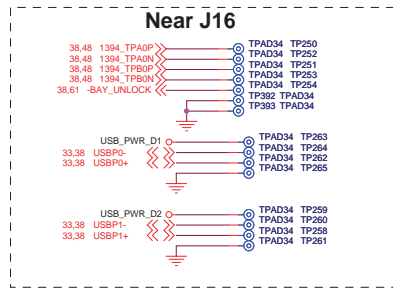
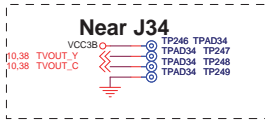
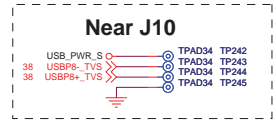
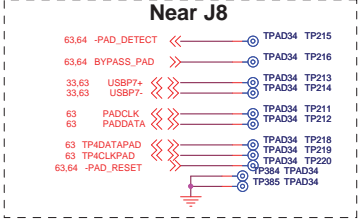
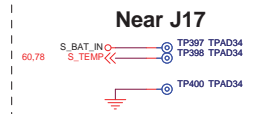
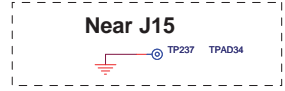
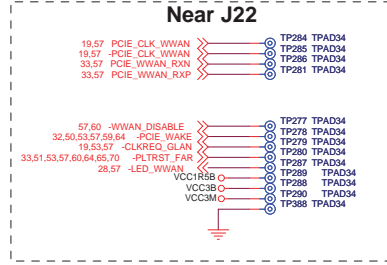
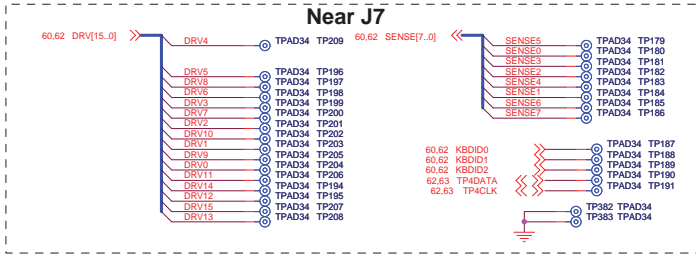
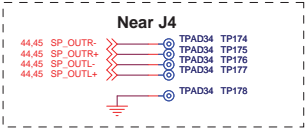
<Variant Name>

緯創資通 Wistron Corporation
21F, 88, Sec.1, Hsin Tai Wu Rd., Hsichih,
Taipei Hsien 221, Taiwan, R.O.C.

Title **PTH FOR SCREW HOLES**

Size Custom Document Number **Rnote-4** Rev 1

Date: Friday, April 20, 2007 Sheet 97 of 99



Rockwell-4 SDV

- | | | | |
|-----------------------------------|--|---|-------------------------|
| 1. TITLE PAGE | 33. ICH8-M(3/4) : PCI/PCIE/DMI/USB/SPI | 65. SUPER I/O (WPCN385) | 97. PTH FOR SCREW HOLES |
| 2. REFERENCE | 34. ICH8-M(4/4) : VCC/GND | 66. WIRELESS DISABLE SW | 98. All I/O Test point |
| 3. CPU(1/3) | 35. RTC BATTERY | 67. LEGACY IO CONNECTOR | 99. Sheet Index |
| 4. CPU(2/3) | 36. SATA HDD CONN | 68. <BLANK PAGE> | 100. History |
| 5. CPU(3/3) | 37. BAY I/F CONN | 69. THERMAL SENSOR | |
| 6. ITP CON/N | 38. USB POWER/CONNECTOR | 70. TCPA /TATER | |
| 7. CRESTLINE(1/7) : HOST I/F | 39. AUDIO AD1984JCP | 71. FAN CONTROL | |
| 8. CRESTLINE(2/7) : DDR2 | 40. AUDIO MISC | 72. G-SENSOR | |
| 9. CRESTLINE(3/7) : DMI/PM/CFG/GF | 41. AUDIO INT MIC | 73. EMC DECOUPLING | |
| 10. CRESTLINE(4/7) : GRAPHICS | 42. AUDIO HP & SENSE | 74. RGB SWITCH | |
| 11. CRESTLINE(5/7) : VCC1 | 43. AUDIO EXT / DOCK MIC AMP | 75. DC-IN | |
| 12. CRESTLINE(6/7) : VCC2 | 44. AUDIO SYSTEM SPEAKER | 76. BATTERY CHARGER (MAX8765) | |
| 13. CRESTLINE(7/7) : GND | 45. AUDIO HDP AMP | 77. CHARGE SELECT | |
| 14. <BLANK PAGE> | 46. AUDIO HDP AMP MISC | 78. BATTERY INPUT | |
| 15. DDR2 SODIMM-A | 47. MDC 1.5 CONNECTOR | 79. BATTERY MONITOR | |
| 16. DDR2 SODIMM-B | 48. CARDBUS CONTROLLER(1/2) | 80. POWER SEQUENCE | |
| 17. DDR2 TERMINATION | 49. CARDBUS CONTROLLER(2/2) | 81. DC-DC VCC3M/VCC5M (MAX17003) | |
| 18. DDR2 DECOUPLING | 50. CARDBUS/EXC SLOT | 82. DC-DC VCCCPUCORE (ADP3207A) | |
| 19. CLOCK GEN | 51. CARDBUS/EXC POWER CONTROL | 83. VCCCPUCORE DECOUPLING | |
| 20. DVI TRANSMITTER | 52. GBE LAN SW | 84. <BLANK PAGE> | |
| 21. <BLANK PAGE> | 53. BCM5787M | 85. DC-DC VCCGFXCORE(ADP3209) | |
| 22. <BLANK PAGE> | 54. <BLANK PAGE> | 86. DC-DC VCC1R8A/VCC0R9B (MAX8632) | |
| 23. <BLANK PAGE> | 55. GBE MAGNETICS | 87. DC-DC VCC1R05B/VCC1R5M (MAX1540) | |
| 24. <BLANK PAGE> | 56. RJ11/RJ45 CONNECTOR | 88. DC-DC VCC1R25B (APL5912) | |
| 25. <BLANK PAGE> | 57. MINI PCIE SLOT | 89. <BLANK PAGE> | |
| 26. <BLANK PAGE> | 58. SPI FLASH | 90. PWRG | |
| 27. <BLANK PAGE> | 59. DOCKING CONNECTOR | 91. RINKAN-1 | |
| 28. LCD CONNECTOR | 60. H8S/2116B (1/2) | 92. LOAD SW (VCC2R5B/VCC1R8B/VCC1R2M) | |
| 29. EXT CRT INTERFACE | 61. H8S/2116B (2/2) | 93. LOAD SW (VCC2R5M) | |
| 30. PATA I/F PU | 62. KEYBOARD CONN | 94. LOAD SW (VCC3B/VCC5B/VCC5MUBAY/VCC1R5B) | |
| 31. ICH8-M(1/4):ATA/AC97/LPC | 63. TOUCH PAD CONNECTOR | 95. LPMODE | |
| 32. ICH8-M(2/4) : PM/SMB/GPIO | 64. MISC G/A (PMH7) | 96. CPU POWER MONITOR | |

<Variant Name>

緯創資通		Wistron Corporation	
		<small>21F, 88, Sec.1, Hsin Tai Wu Rd., Hsichih, Taipei Hsien 221, Taiwan, R.O.C.</small>	
Title			
Sheet Index			
<small>Size</small>	<small>Document Number</small>		<small>Rev</small>
<small>Custom</small>	Rnote-4		1
<small>Date: Friday, April 20, 2007</small>		<small>Sheet</small>	<small>of</small>
		99	100

www.s-manuals.com