

WooCommerce Odoo Connector Usage Guide

Table of Content:

1. Import

- 1.1. Import/Update Customer
- 1.2. Import/Update Categories
- 1.3. Import/Update Products
- 1.4. Import/Update Orders

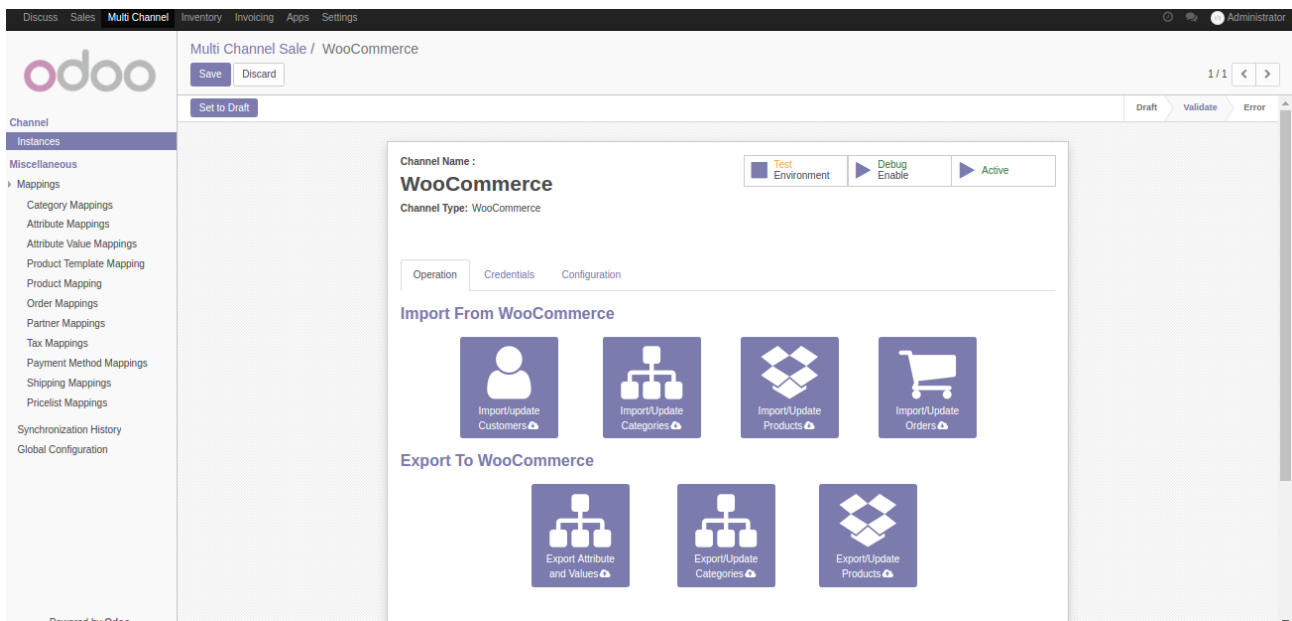
2. Export

- 2.1 Export Attributes & Attribute's Values
- 2.2. Export/Update Categories
- 2.3. Export/Update Products

3. Server Action

- 3.1 Export/Update Products
- 3.2 Export/Update Categories

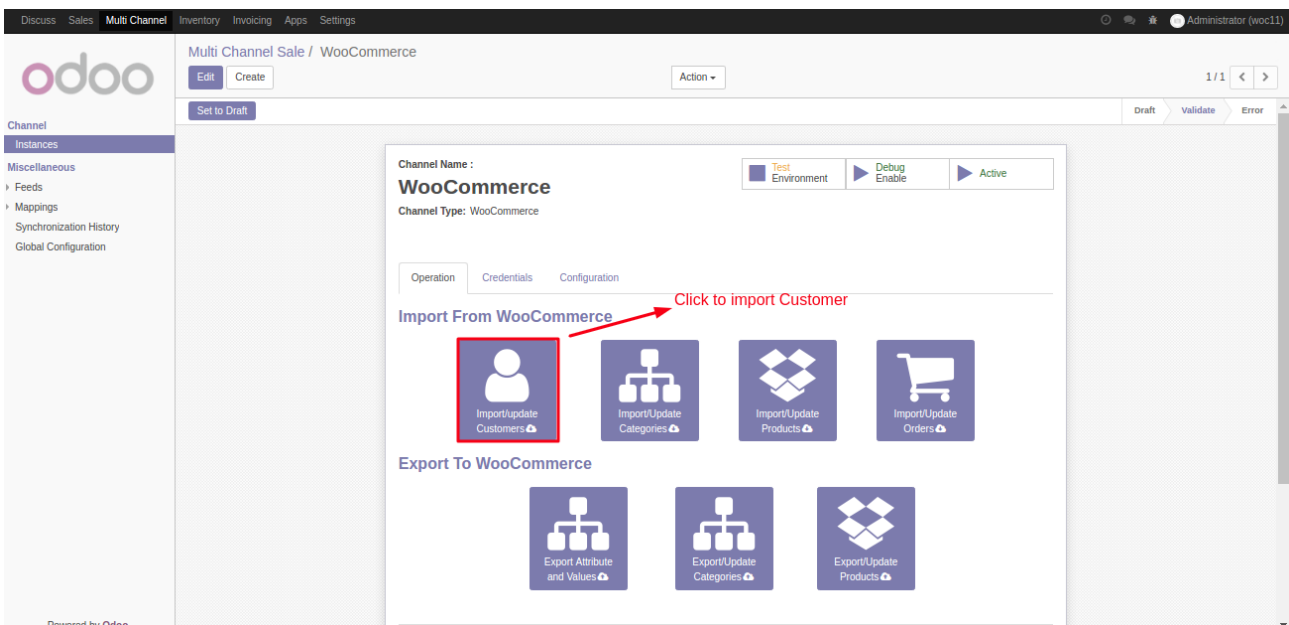
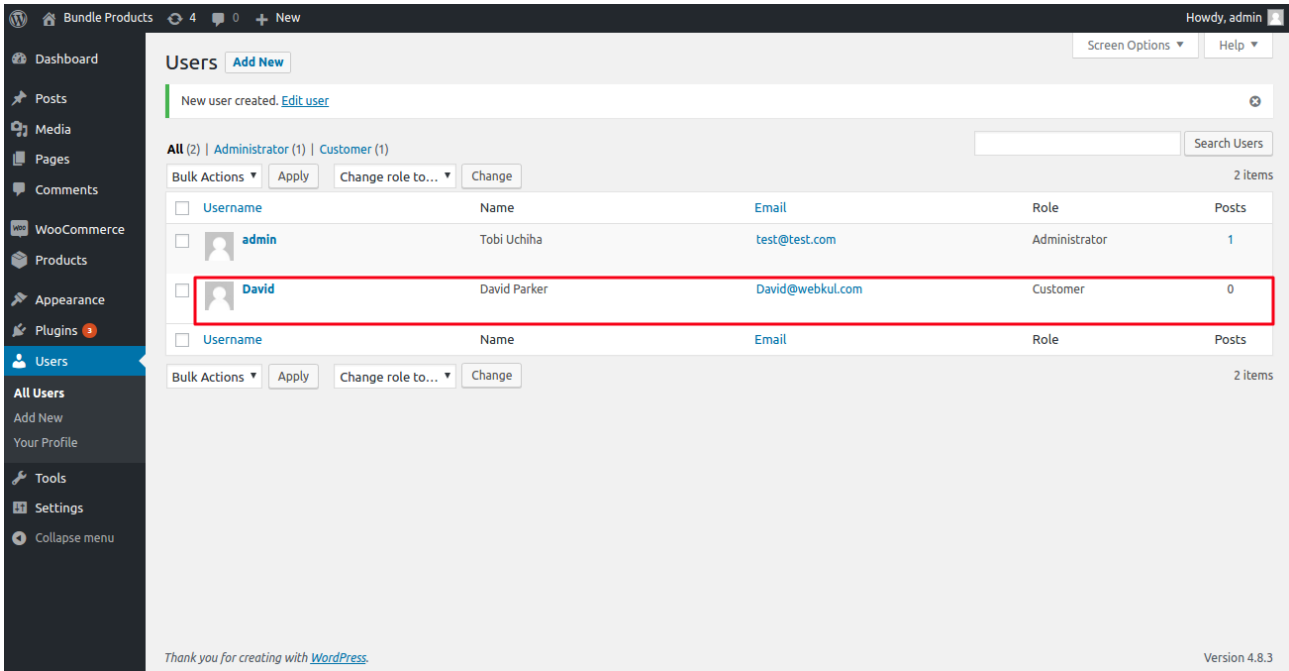
Import and Export Operations

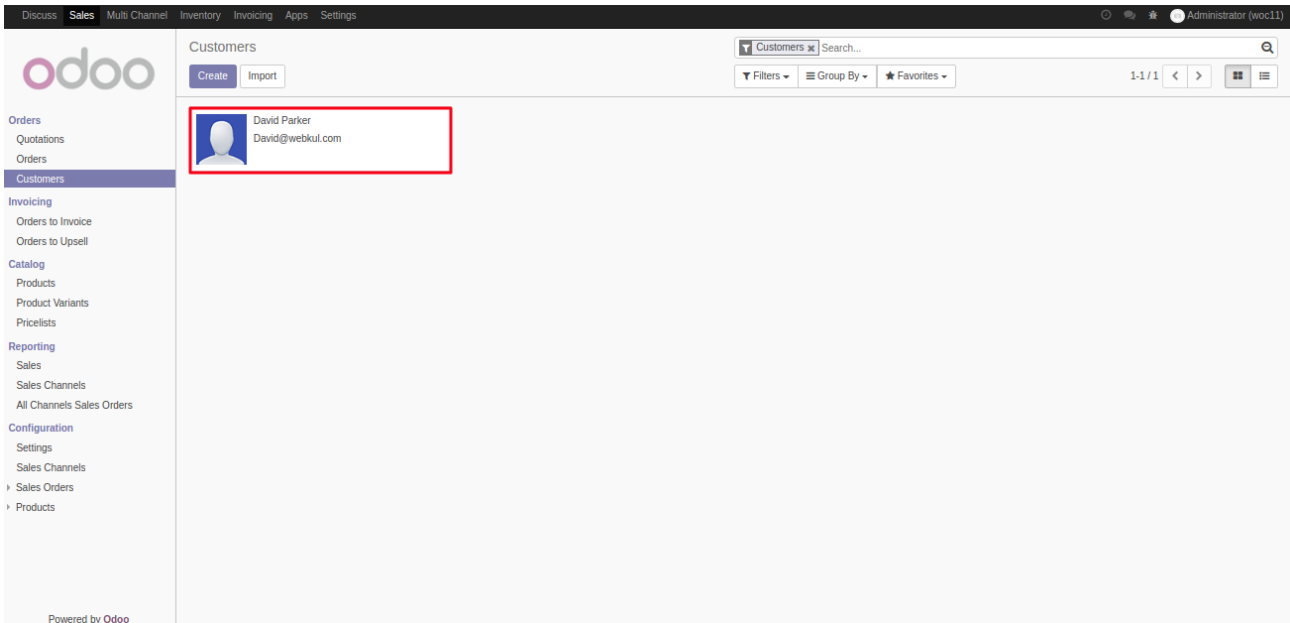


Import/Update Operations

Import/Update Customer:

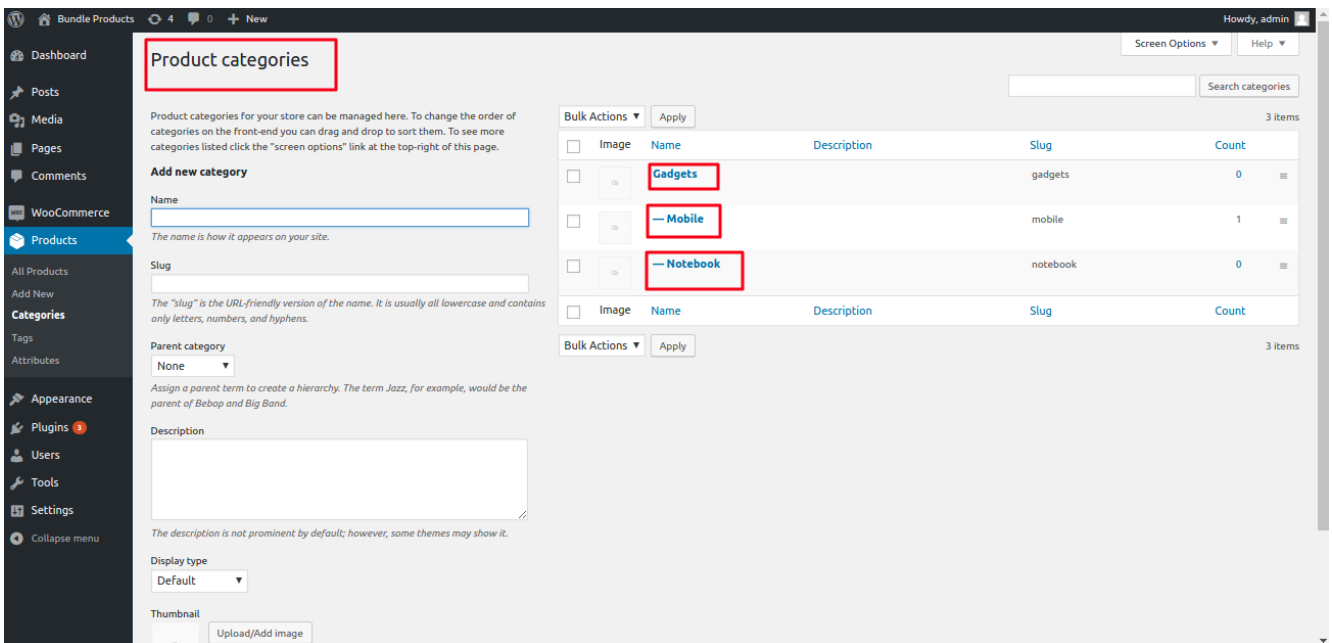
When you click on “import/update customer” button then it will import customers from WooCommerce to Odoo. The customer records ,which has been already imported to Odoo can be updated at Woocommerce end too using this button.





Import/Update Categories :

When you click on “*import/update categories*” button then it will import categories from WooCommerce to Odoo and also update. Categories, which has been already imported to Odoo can be updated at Woocommerce end too using this button.



Discuss Sales Multi Channel Inventory Invoicing Apps Settings Administrator (wooc11)

Multi Channel Sale / WooCommerce

Save Discard 1/1

Set to Draft Draft Validate Error

Channel Name: **WooCommerce** Test Environment Debug Enable Active

Channel Type: WooCommerce

Operation Credentials Configuration

Click to import categories

Import From WooCommerce

- Import/Update Customers
- Import/Update Categories**
- Import/Update Products
- Import/Update Orders

Export To WooCommerce

- Export Attribute and Values
- Export/Update Categories
- Export/Update Products

Powered by Odoo

Discuss Sales Multi Channel Inventory Invoicing Apps Settings Administrator (wooc11)

Product Categories

Create Import Search...

Filters Group By Favorites 1-5 / 5

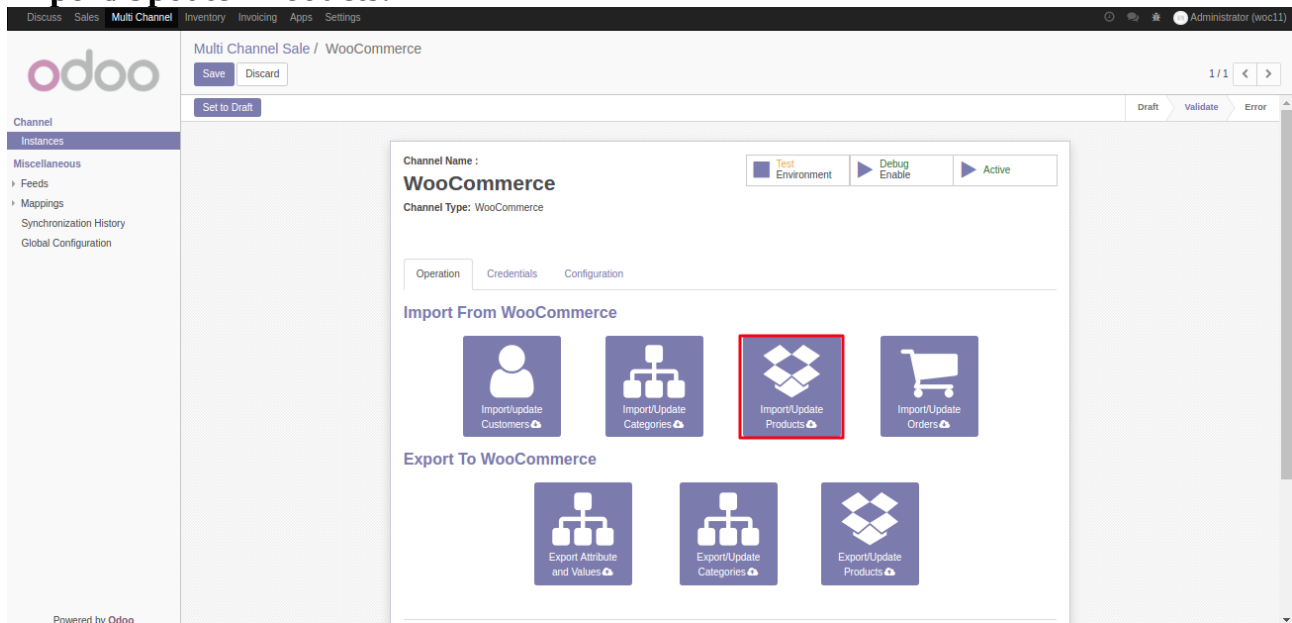
Display Name

- All
- All / Saleable
- Gadgets
- Gadgets / Mobile
- Gadgets / Notebook**

Imported from Woocommerce

Powered by Odoo

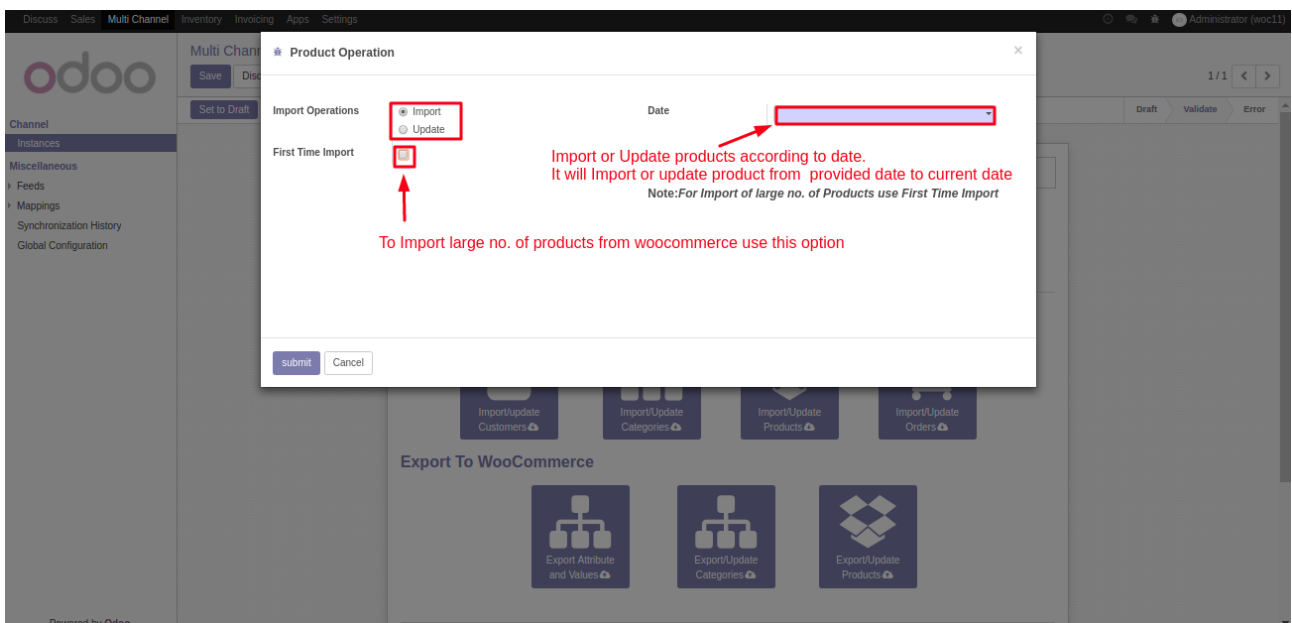
Import/Update Products:

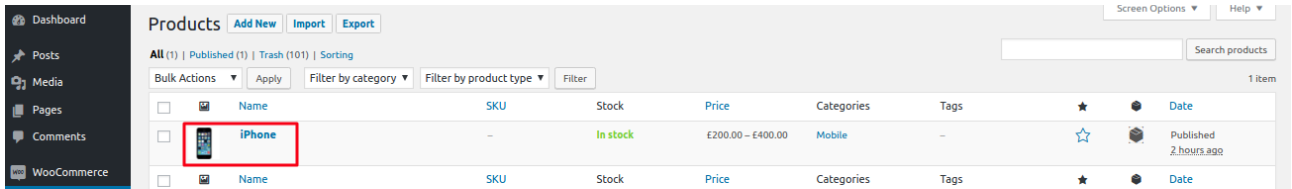


When you click on “*import/update Products*” button then it will import products from WooCommerce to Odoo. Products, which has been already imported to Odoo can be updated at Woocommerce end too using this button.

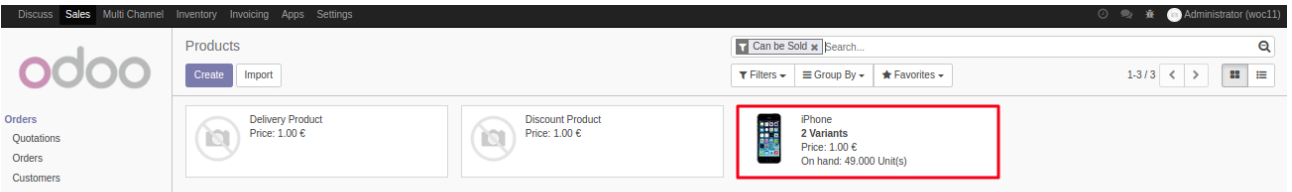
It Provide two options for import Product :-

- >First Time Import : If woocommerce has large no. Of products then use *first time import* option to import all products in one go.
- >Date : Products can be imported/updated according to date . When a date is provided then it import or update products at odoo from date provided to current date.

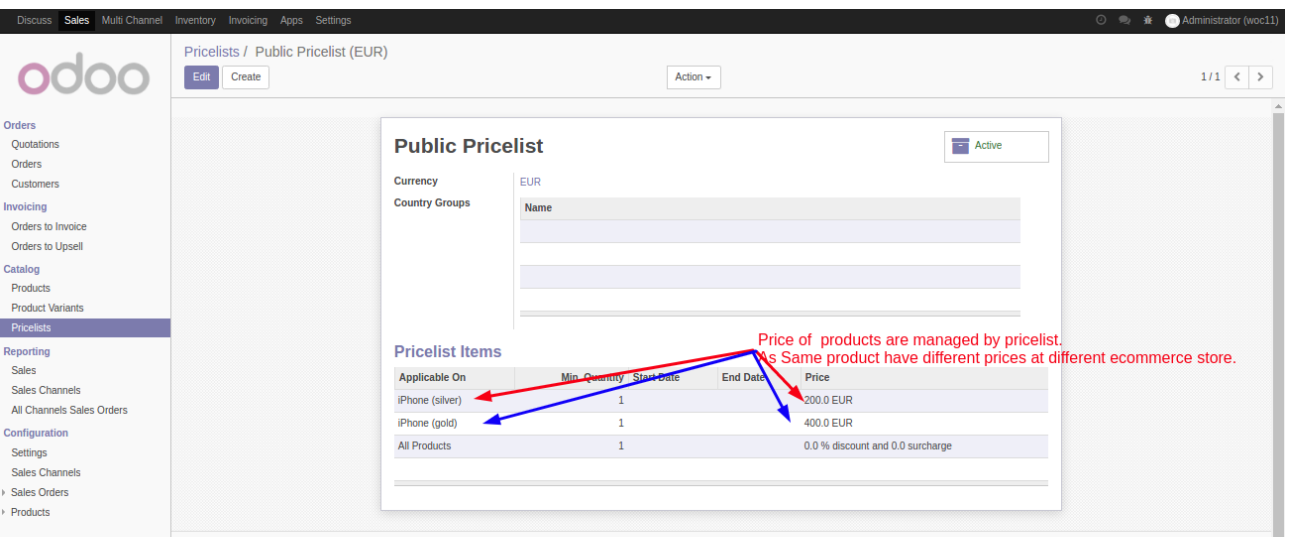




Categories of product can be found in channel tab under *Extra Categories* section
 Main category of product is category which was set in configuration part.

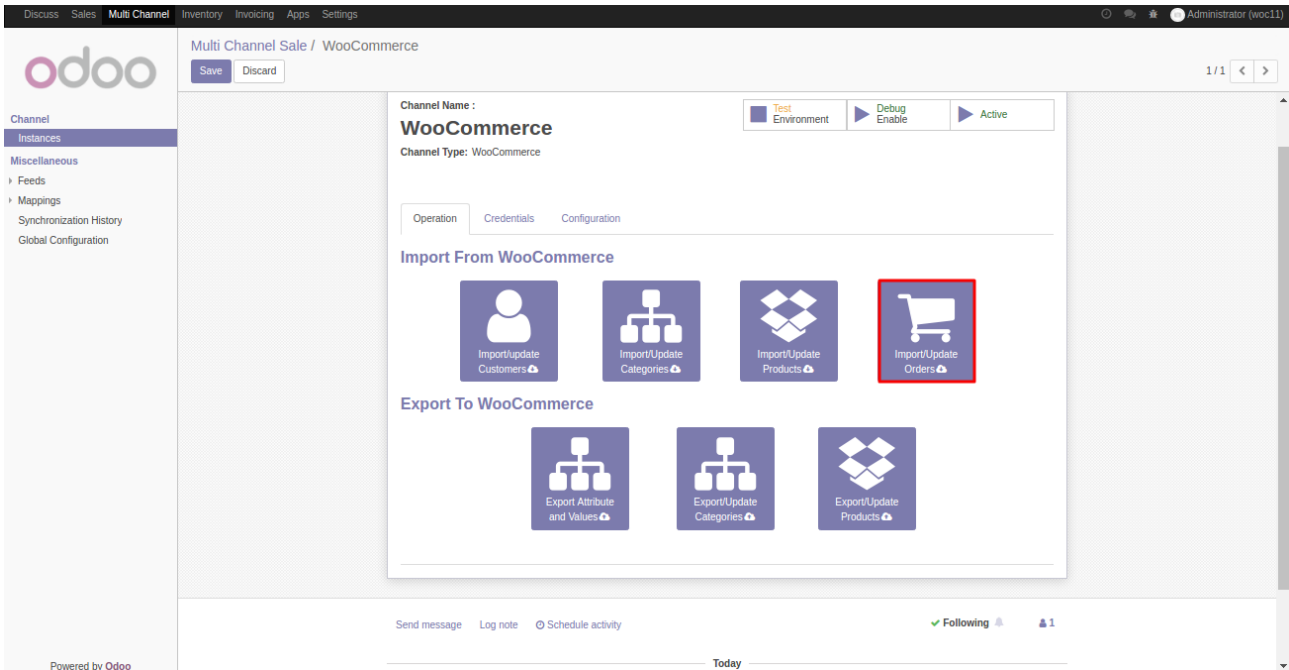


Prices of products are maintained in pricelist which was set in multichannel configuration.
 It is done to maintain different prices of same product on different store.



Import/Update Orders :

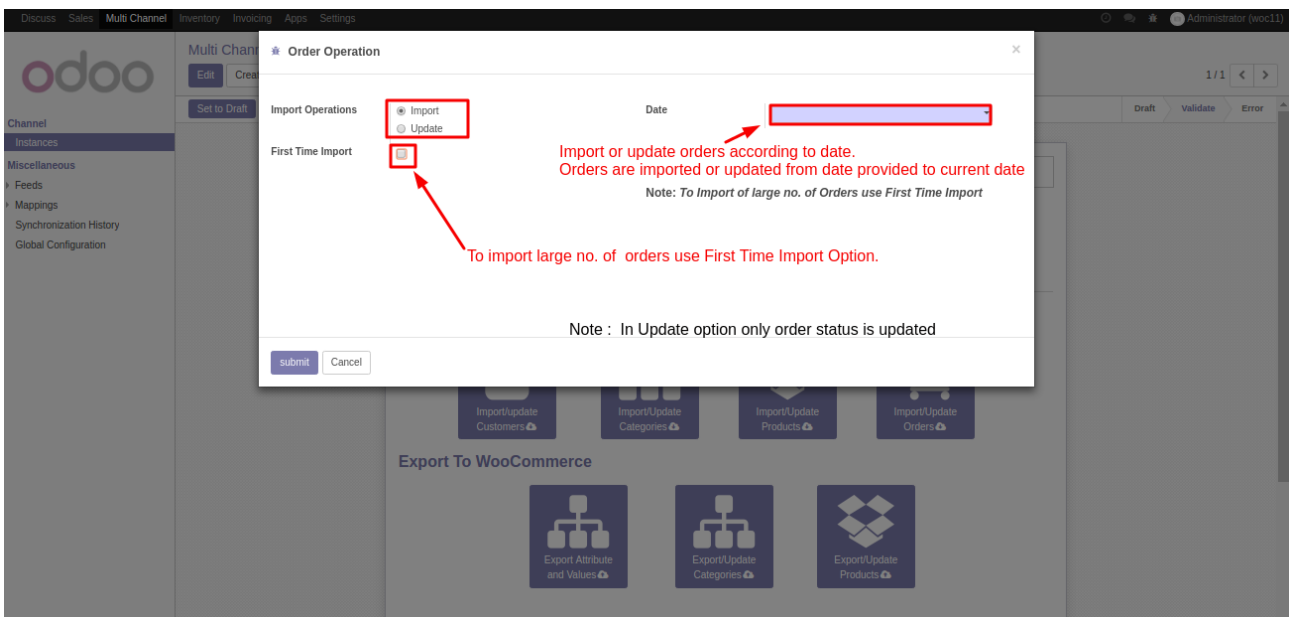
When you click on “*import/update orders*” button then it will import orders from WooCommerce to Odoo. Orders, which has been already imported to Odoo can be updated at Woocommerce end too using this button.



It Provide two options for import order :-

->First Time Import : If woocommerce has large no. Of orders then use *first time import* option to import all orders in one go.

->Date :Products can be imported/updated according to date . When a date is provided then it import or update products at odoo from date provided to current date.



Bundle Products 4 New Howdy, admin

Dashboard Posts Media Pages Comments WooCommerce Orders Coupons

Orders [Add order](#)

All (1) | Trash (2) | On hold (1)

Bulk Actions Apply All dates Search for a customer... Filter

<input type="checkbox"/>	Order	Ship to	Date	Total	Actions
<input type="checkbox"/>	#423 by Admin test@test.com	Tobi Uchiha, konoha Village, Noida - 201031, Uttar Pradesh, India Via Flat rate	November 15, 2017	£580.00 Via Check payments	... ↓ ↵
<input type="checkbox"/>	Order	Ship to	Date	Total	Actions

1 item

Discuss Sales Multi Channel Inventory Invoicing Apps Settings Administrator (woc11)

Quotations / SO001

Edit Create Print Action 1/1

Send by Email Print Confirm Sale Cancel Quotation Quotation Sent Sales Order

SO001

Customer Tobi Uchiha
konoha Village
Noida 201031
Uttar Pradesh UP
India

Expiration Date WooCommerce (GBP)
Pricelist
Payment Terms Flat rate
Delivery Method 0.00 → Check price

Order Lines Other Information Channel

Product	Description	Ordered Qty	Unit Price	Taxes	Subtotal
[gold] iPhone (gold)	iPhone - Gold	1.000	400.00	Tax	400.00
Delivery Product	Shipping	1.000	100.00		100.00

Untaxed Amount: 500.00
Taxes: 80.00
Total: 580.00

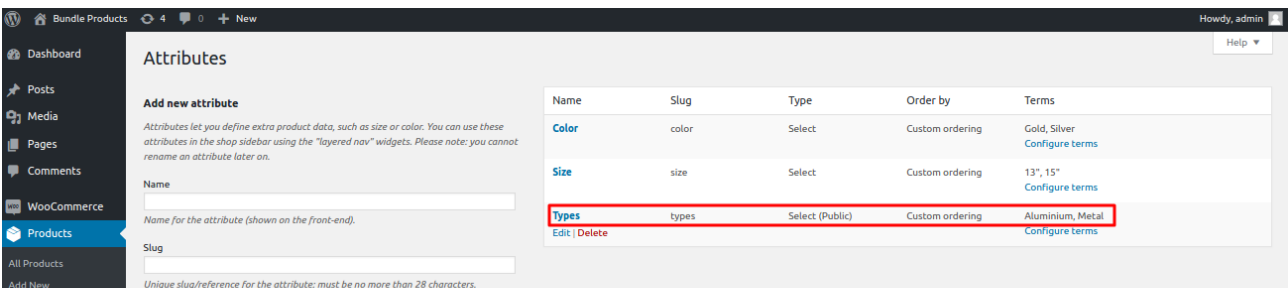
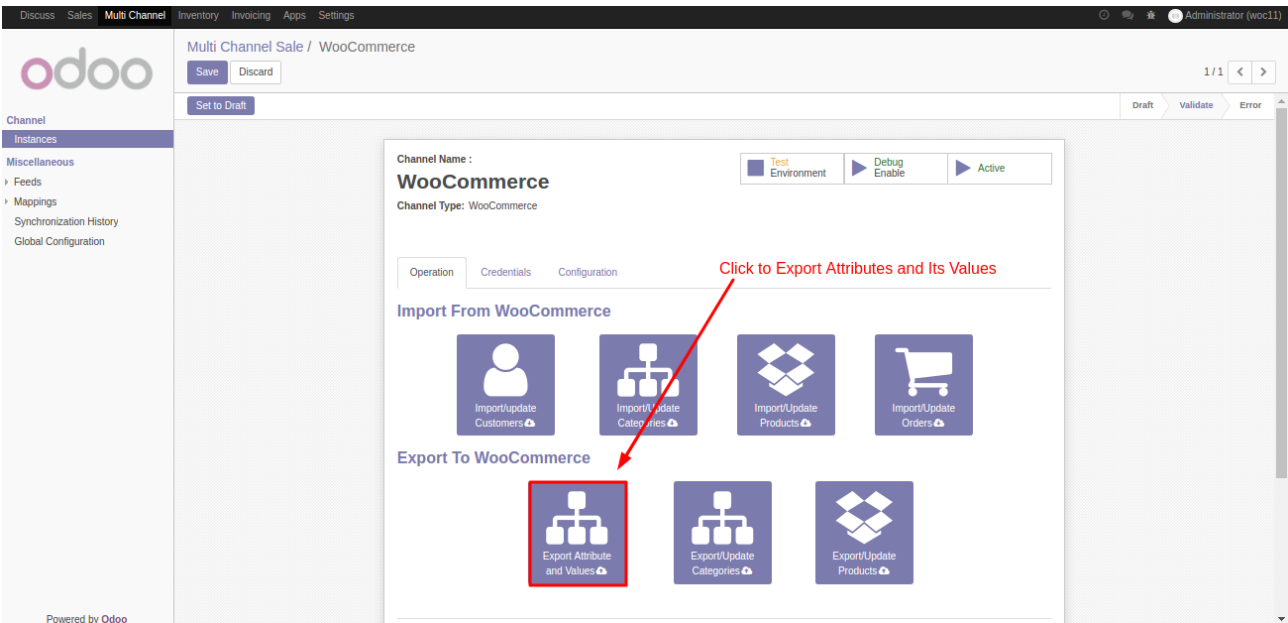
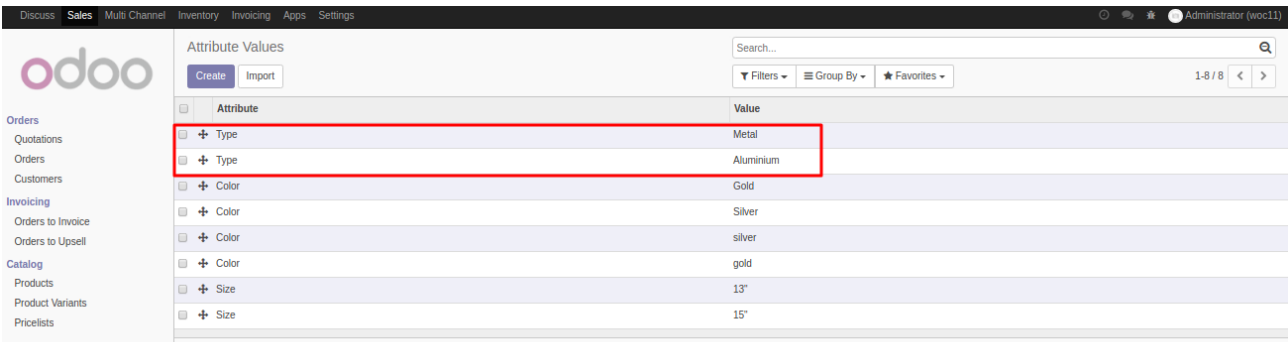
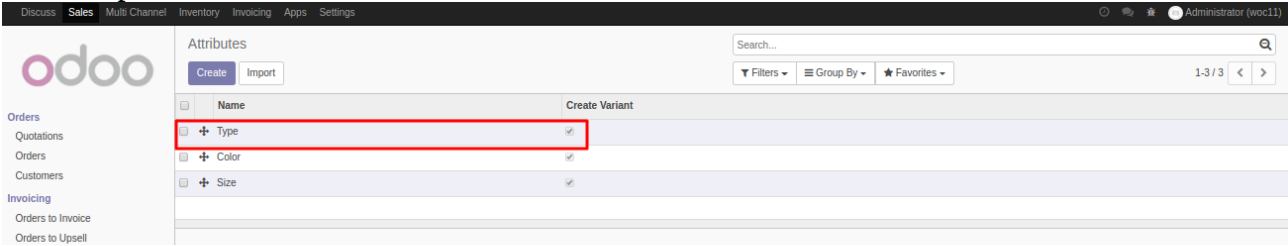
Send message Log note Schedule activity Following 1

Powered by Odoo

Export/Update Operations

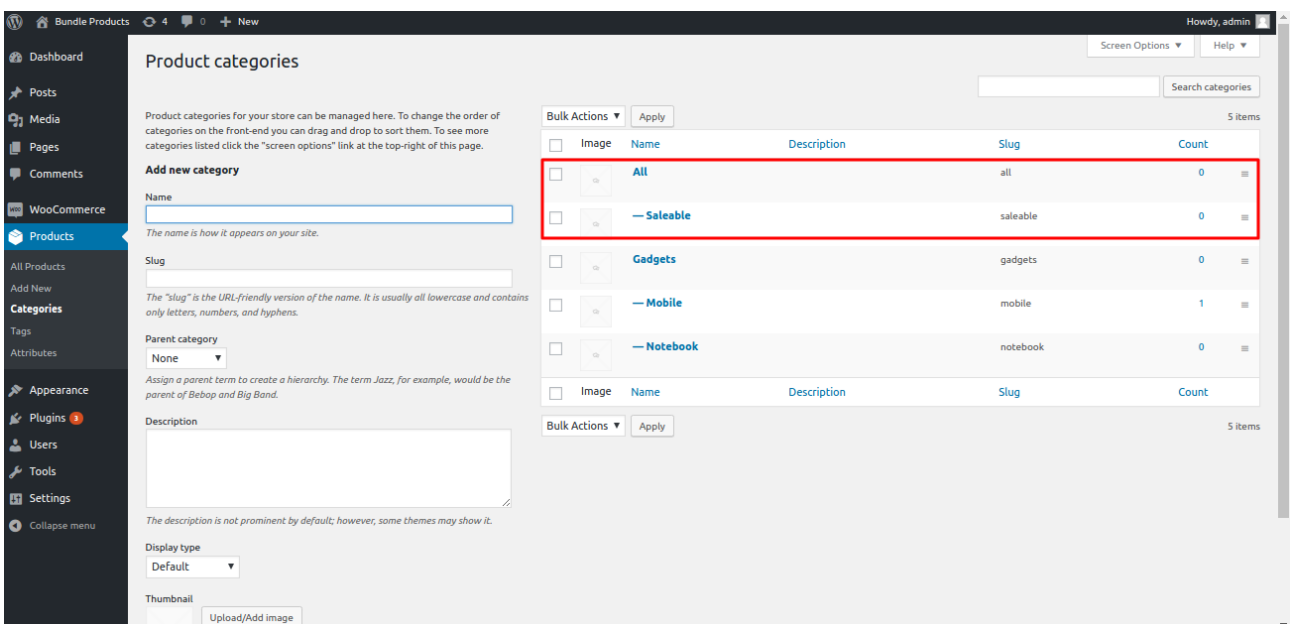
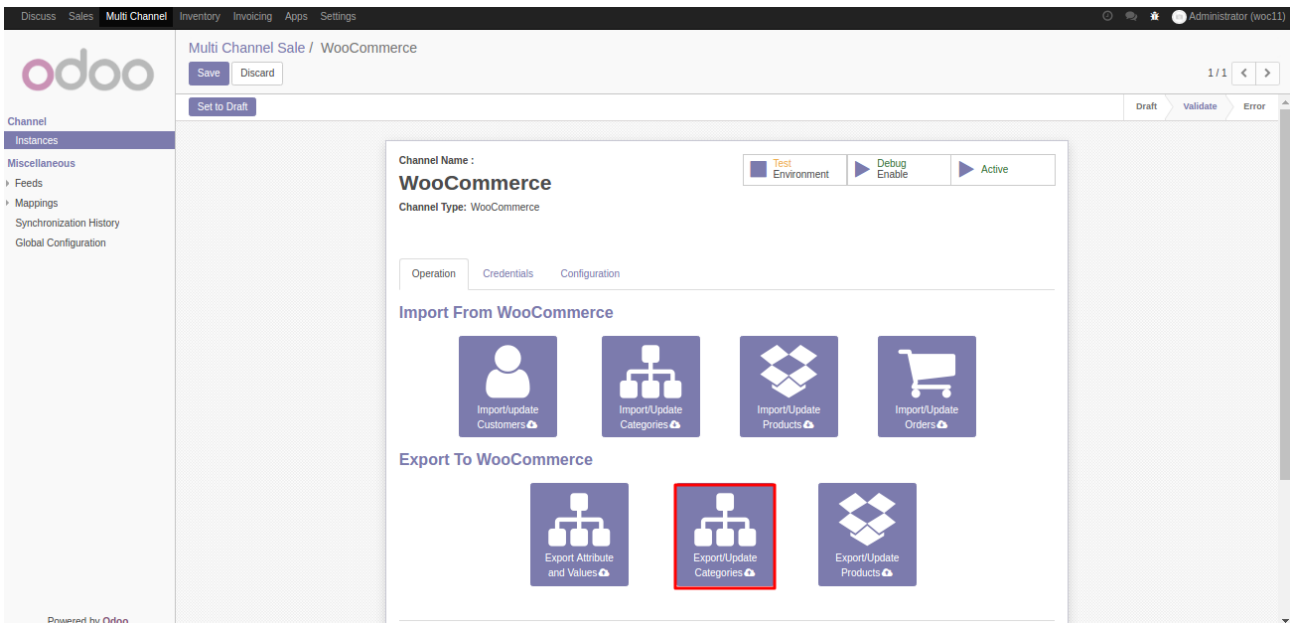
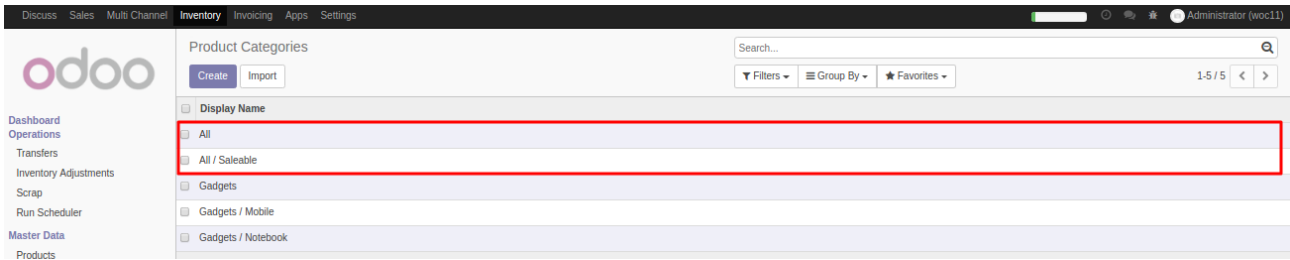
Export Attributes and Its Values:

It will export attributes and its values or terms from Odoo to WooCommerce.



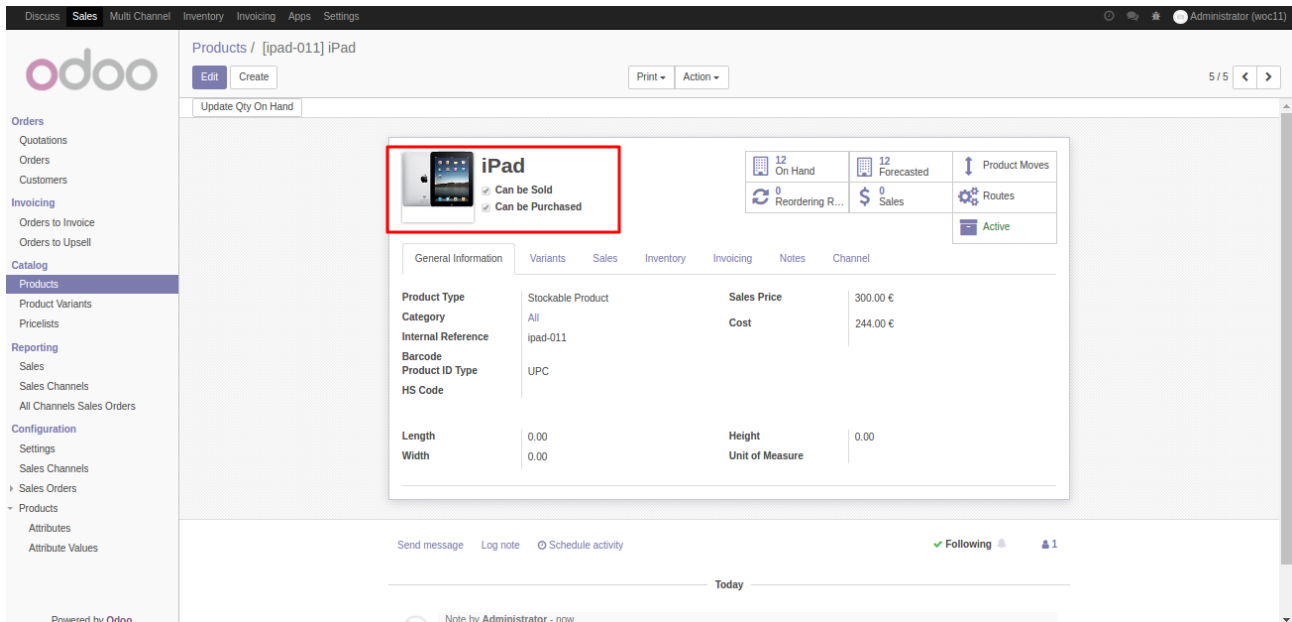
Export/Update Categories :

It will export categories and also update categories from Odoo to WooCommerce.



Export/Update Products :

It will export products/updates products from Odoo to WooCommerce.



This screenshot shows the Odoo Product Form for the product 'iPad'. The product is highlighted with a red box. The form includes a sidebar with navigation options, a top navigation bar, and a main content area with various tabs and fields.

Product Details:

- Product Name: iPad
- Product Type: Stockable Product
- Category: All
- Internal Reference: ipad-011
- Barcode Product ID Type: UPC
- HS Code:
- Length: 0.00
- Width: 0.00
- Height: 0.00
- Unit of Measure:

Inventory and Sales Data:

- On Hand: 12
- Forecasted: 12
- Reordering R...: 0
- Sales: 0
- Product Moves:
- Routes:
- Active:

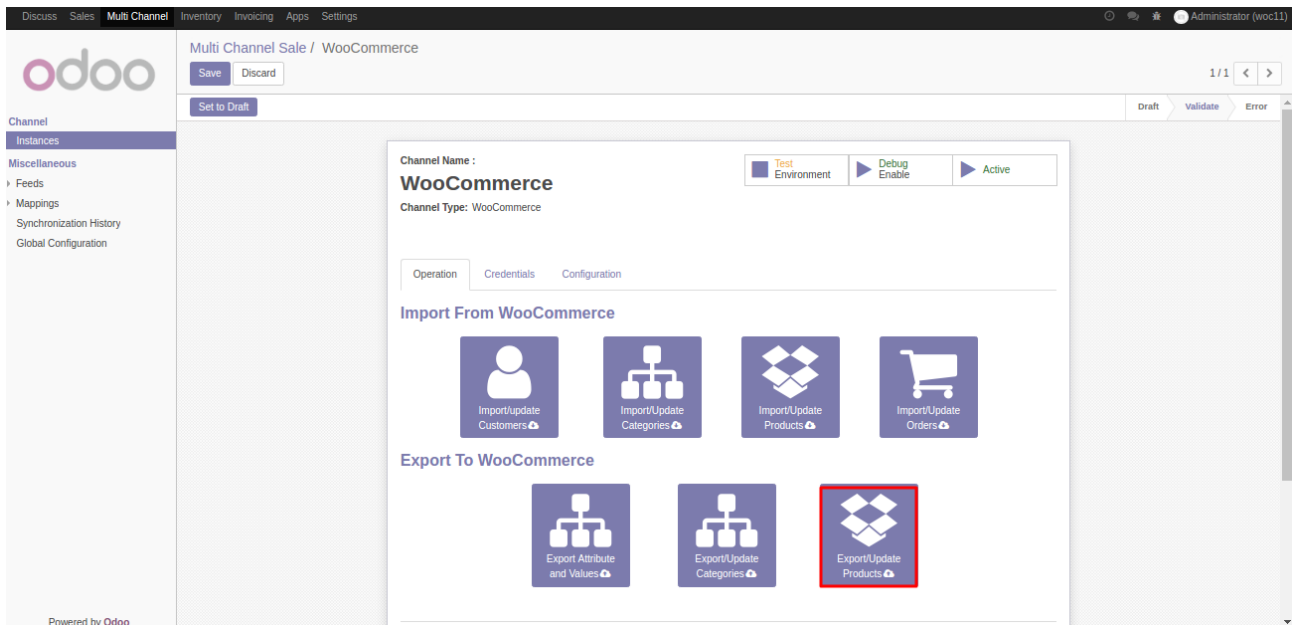
General Information:

- Product Type: Stockable Product
- Sales Price: 300.00 €
- Cost: 244.00 €

Actions:

- Can be Sold:
- Can be Purchased:

Buttons: Edit, Create, Print, Action, Update Qty On Hand, Send message, Log note, Schedule activity, Following, 1



This screenshot shows the Odoo Multi Channel Sale / WooCommerce configuration page. The page is titled 'Multi Channel Sale / WooCommerce' and includes a sidebar with navigation options, a top navigation bar, and a main content area with various tabs and buttons.

Channel Name: WooCommer

Channel Type: WooCommer

Buttons: Test Environment, Debug Enable, Active

Operation: Credentials, Configuration

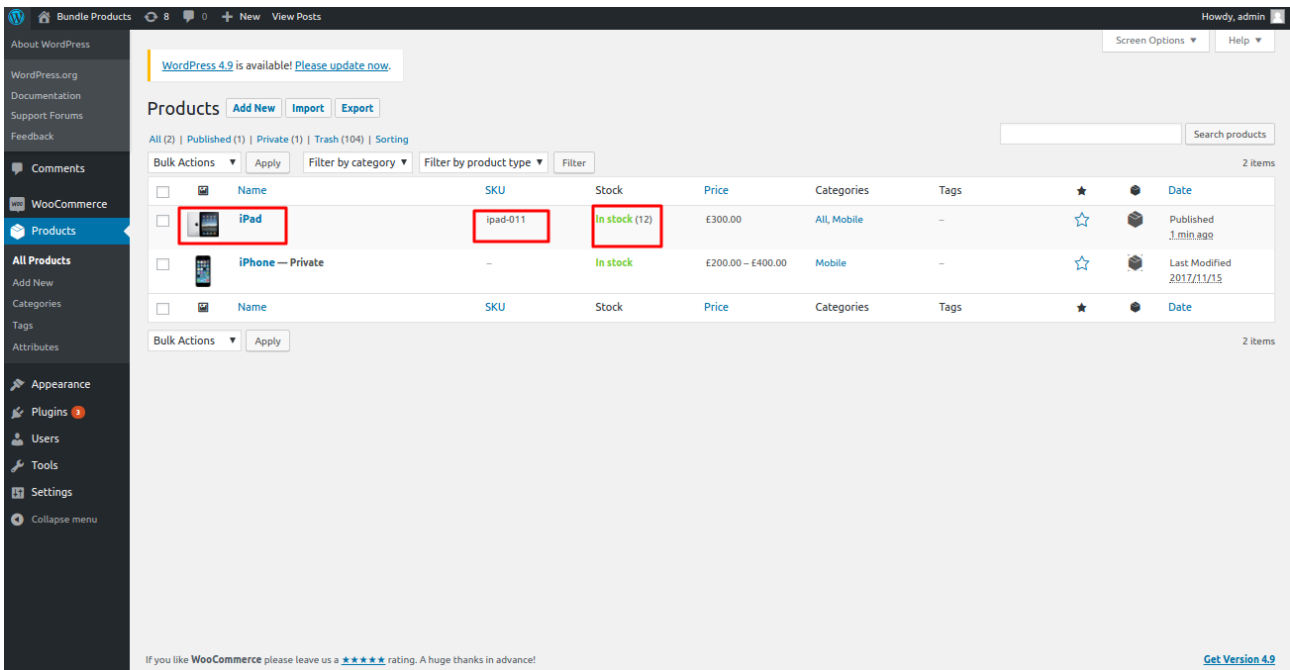
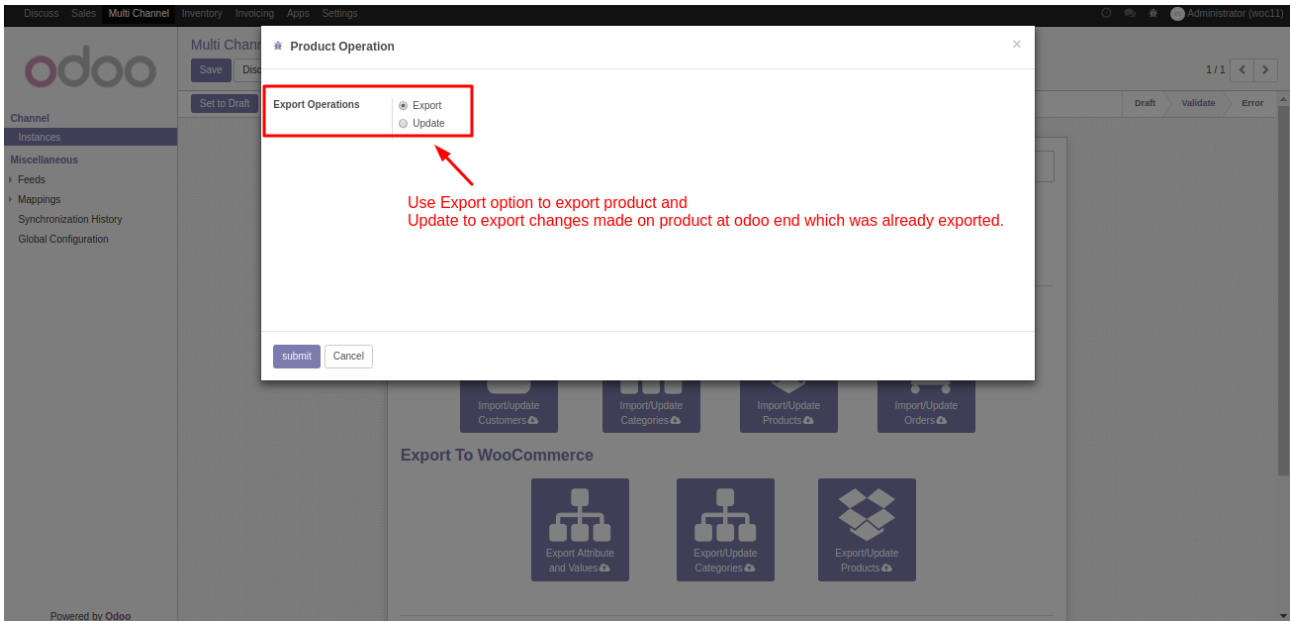
Import From WooCommer:

- Import/Update Customers
- Import/Update Categories
- Import/Update Products
- Import/Update Orders

Export To WooCommer:

- Export Attribute and Values
- Export/Update Categories
- Export/Update Products (highlighted with a red box)

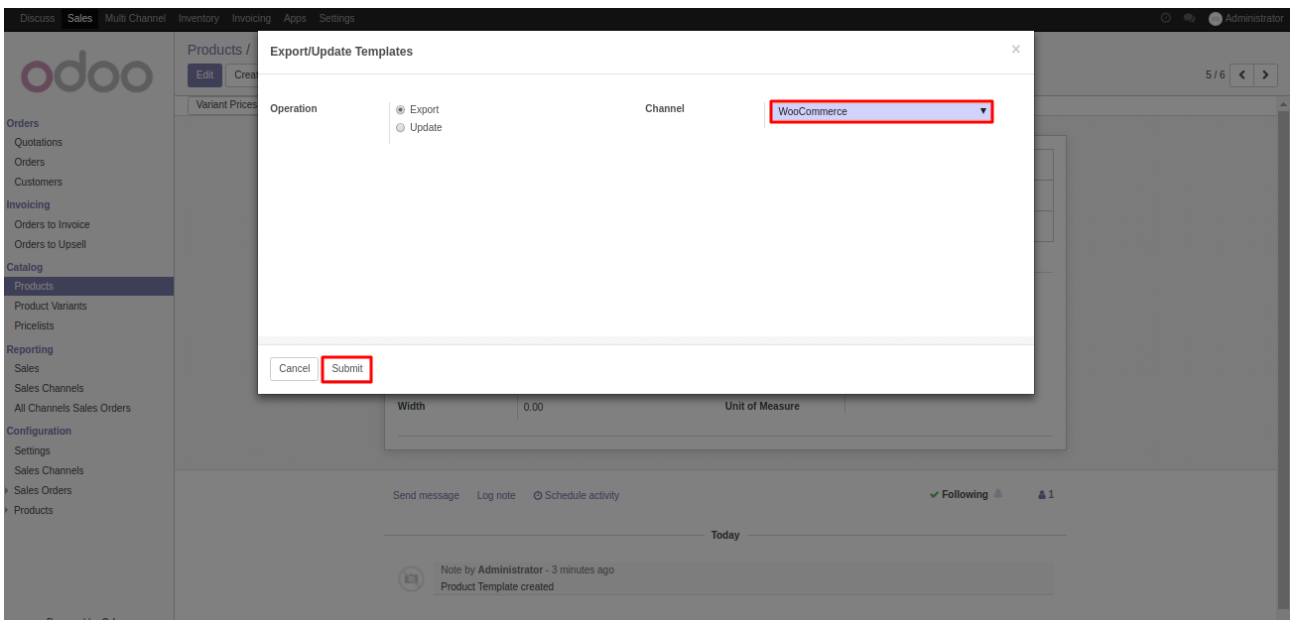
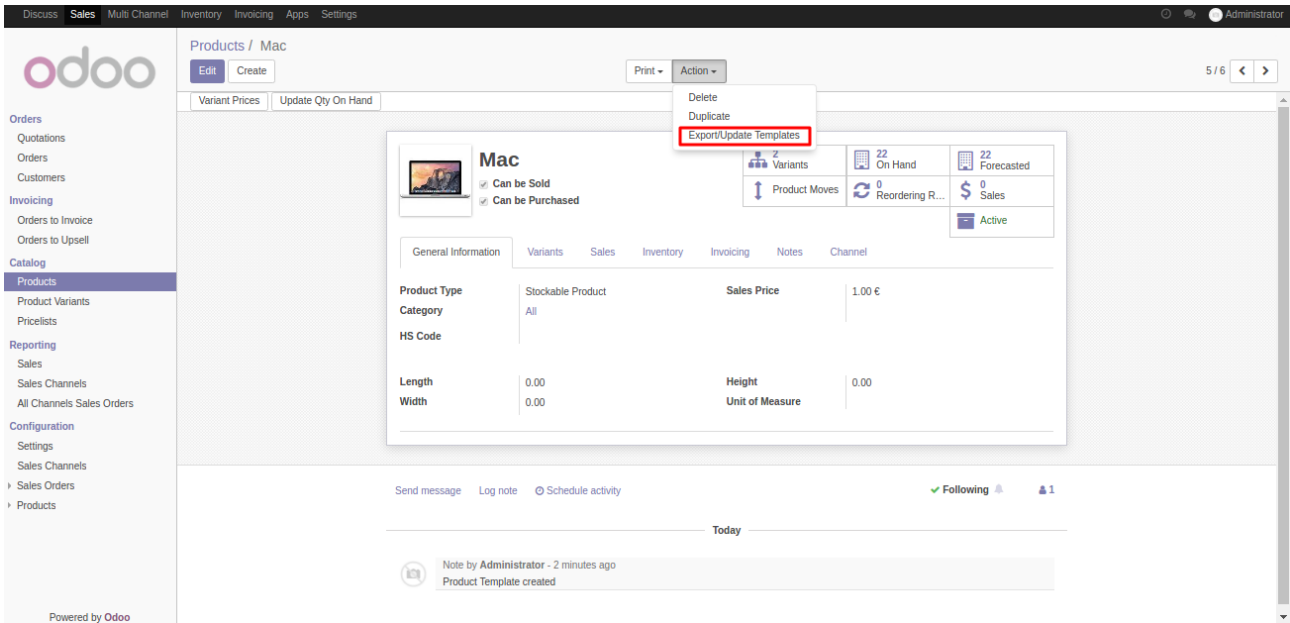
Buttons: Save, Discard, Set to Draft, Draft, Validate, Error

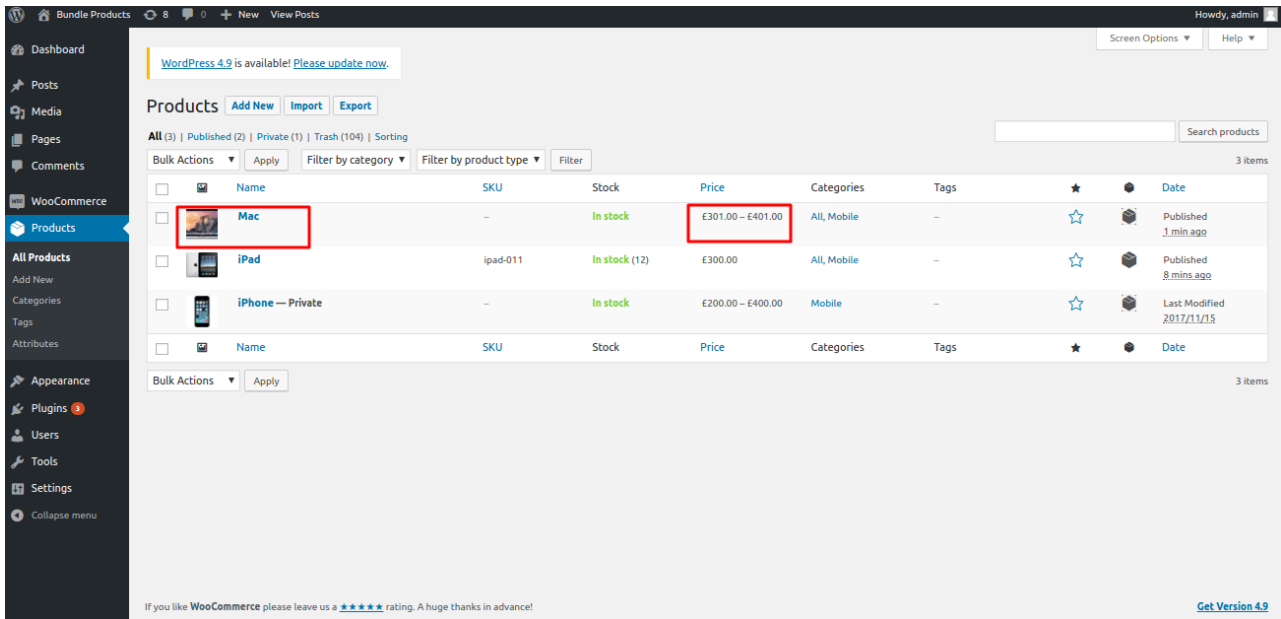


Server Action

Export/Update Product Server Action Button :

Instead of exporting/updating all products at once, if you want to export/update a specific product then use server action button “Export/Update Template”





Export

Enable “Export”, select “channel” and click on “submit” this will create a product at WooCommerce.

Update

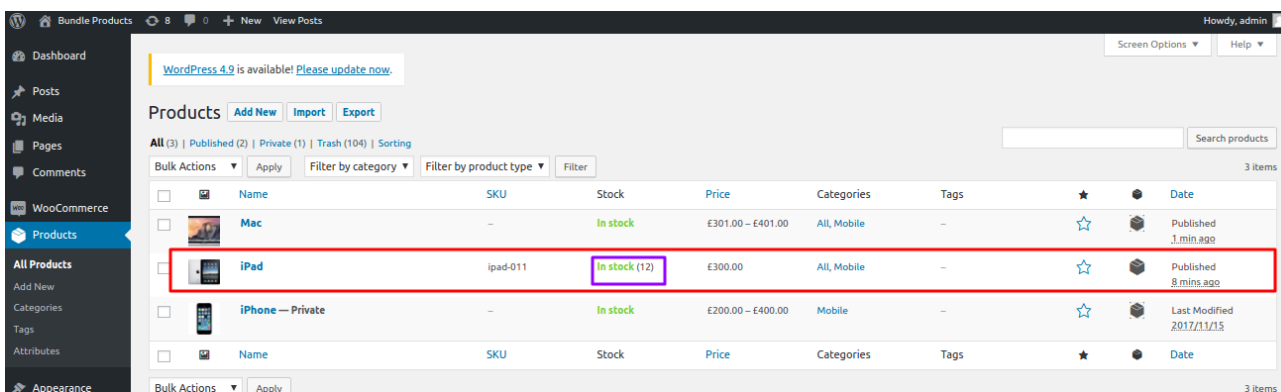
Enable “Update”, select “channel” and click on “submit” this will update the product data like product's name, price, description etc.

If you have created variants of an exported product which was a simple product(*product with no variants*) earlier. It will convert that product from simple to variable at WooCommerce end.

If you have already added a new variant in variable product then it will also add that variant at WooCommerce.

Real Time Stock Synchronization

Real time synchronization will update dtock from odoo to woocommerce in real time.



Discuss Sales Multi Channel Inventory Invoicing Apps Settings Administrator

odoo

Products Can be Sold Search...

Filters Group By Favorites 1-6 / 6

Orders: Quotations, Orders, Customers

Invoicing: Orders to Invoice, Orders to Upsell

Catalog: Products (selected), Product Variants, Pricelists

Reporting: Sales, Sales Channels, All Channels Sales Orders

Configuration: Settings, Sales Channels, Sales Orders, Products

Powered by Odoo

Delivery Product Price: 0.00 €

iPhone 2 Variants Price: 1.00 € On hand: 49.000 Unit(s)

Discount Product Price: 1.00 €

Mac 2 Variants Price: 1.00 € On hand: 22.000 Unit(s)

shipping Price: 1.00 €

iPad [ipad-011] Price: 300.00 € On hand: 12.000 Unit(s)

Discuss Sales Multi Channel Inventory Invoicing Apps Settings Administrator

odoo

Update Product Quantity

Product [ipad-011] iPad

New Quantity on Hand

Quantity Modified from 12 to 14

Apply Cancel

General Information	Variants	Sales	Inventory	Invoicing	Notes	Channel
Product Type	Stockable Product	Sales Price	300.00 €			
Category	All	Cost	244.00 €			
Internal Reference	ipad-011					
Barcode						
Product ID Type	UPC					
HS Code						
Length	0.00	Height	0.00			
Width	0.00	Unit of Measure				

Send message Log note Schedule activity Following 1

Powered by Odoo

Bundle Products 8 0 + New View Posts Howdy, admin

WordPress.org Documentation Support Forums Feedback

WooCommerce

Products (selected)

All Products Add New Categories Tags Attributes Appearance Plugins Users

WordPress 4.9 is available! Please update now.

Products Add New Import Export

All (3) | Published (2) | Private (1) | Trash (104) | Sorting

Bulk Actions Apply Filter by category Filter by product type Filter 3 items

Name	SKU	Stock	Price	Categories	Tags	Date
Mac	-	In stock	€301.00 - €401.00	All, Mobile	-	Published 25 mins ago
iPad	ipad-011	In stock (14)	€300.00	All, Mobile	-	Published 33 mins ago
iPhone — Private	-	In stock	€200.00 - €400.00	Mobile	-	Last Modified 2017/11/15

Bulk Actions Apply 3 items