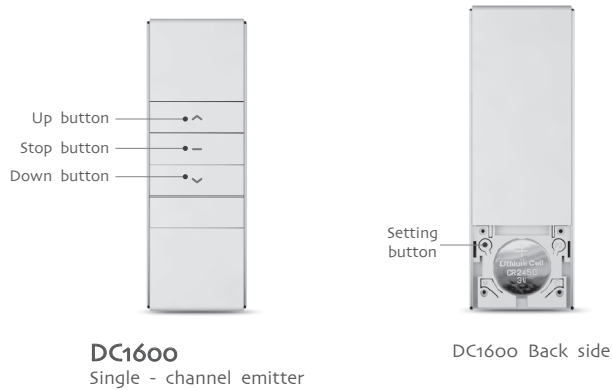


DC1600F Emitter Specification

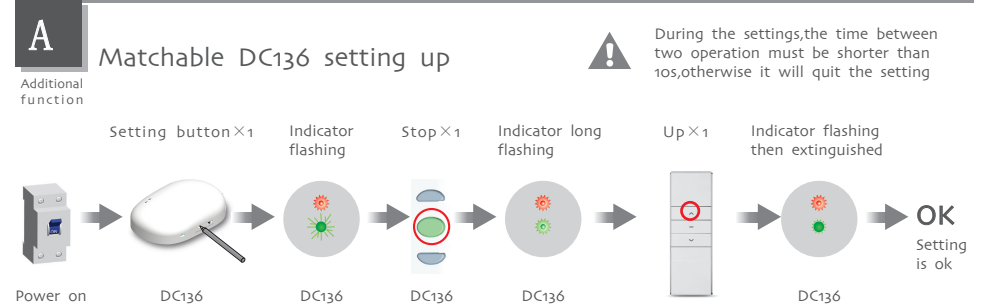
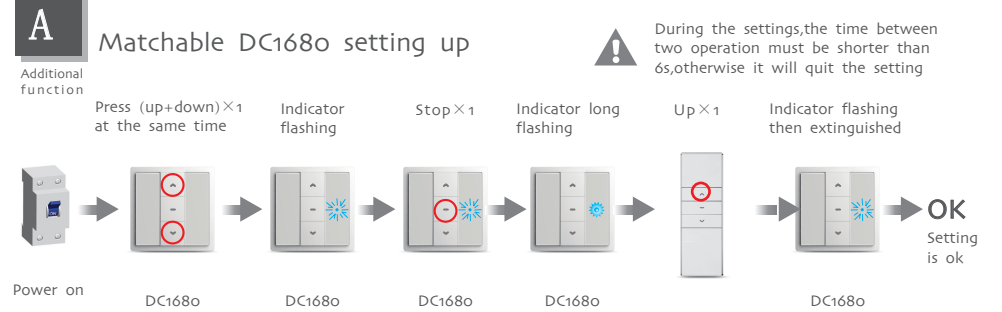
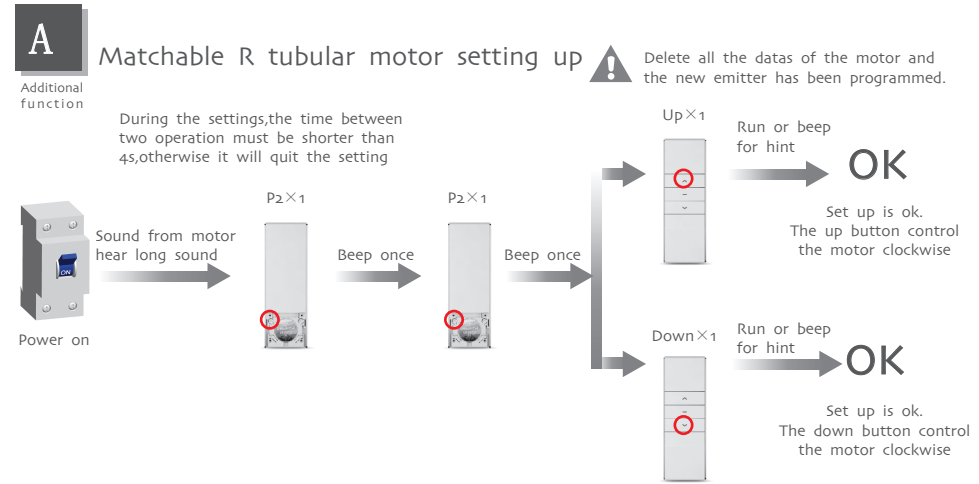
Version NO. : A/03

T Type specification



T Technical support

Technical specification	Fucntion instruction
<ul style="list-style-type: none"> • Input voltage: 3V(CR2450) • Transmitting frequency: 433MHz • Transmitting power: 10 milliwatt • Operating temperature: -10°C—50°C • Transmsion distance: 200 meters open office, 35 meters on two walls 	<p>DC1600 is Single channel emitter</p> <p>CAUTION RISK OF EXPLOSION IF BATTERY IS REPLACED BY AN INCORRECT TYPE. DISPOSE OF USED BATTERIES ACCORDING TO THE INSTRUCTIONS</p> <p>Notice: transmitter do not exposed to moisture and strike, so as not to affect life.When you use transmitter, if found emission distance obviously short or less sensitive, please change another same new battery. Please have batteries for recycling.</p>



FCC STATEMENT

1. This device complies with Part 15 of the FCC Rules. Operation is subject to the following two conditions:

(1) This device may not cause harmful interference.

(2) This device must accept any interference received, including interference that may cause undesired operation.

2. Changes or modifications not expressly approved by the party responsible for compliance could void the user's authority to operate the equipment.

NOTE: This equipment has been tested and found to comply with the limits for a Class B digital device, pursuant to Part 15 of the FCC Rules. These limits are designed to provide reasonable protection against harmful interference in a residential installation.

This equipment generates uses and can radiate radio frequency energy and, if not installed and used in accordance with the instructions, may cause harmful interference to radio communications. However, there is no guarantee that interference will not occur in a particular installation. If this equipment does cause harmful interference to radio or television reception, which can be determined by turning the equipment off and on, the user is encouraged to try to correct the interference by one or more of the following measures:

Reorient or relocate the receiving antenna.

Increase the separation between the equipment and receiver.

Connect the equipment into an outlet on a circuit different from that to which the receiver is connected.

Consult the dealer or an experienced radio/TV technician for help.