REV:	A

430C

385mm

55mm

80mm

HAYLOU

Haylou GT1
真无线蓝牙耳机
使用说明书

产品介绍

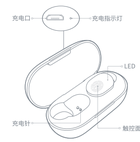

包装内容

蓝牙耳机，充电盒，耳塞x2对，说明书，充电线

开机使用前，请先撕掉左右耳机充电触点处的隔离膜，将充电盒及耳机充满电。

耳机基本参数

通讯距离：10米（无障碍空旷环境）
电池容量:43mAh（单耳机）
充电时间:约2.0小时　　工作时间：约3.5小时
待机时间：约60小时　　输入参数：5V⎓100mA
电池类型：锂离子聚合物电池　无线连接：蓝牙5.0

充电盒基本参数
输入参数:5V⎓ 500mA　　输出参数：5V⎓150mA
充电时间：约2小时　　待机时间：约4个月
电池容量：310mAh
电池类型：锂离子聚合物电池

开机

方法一：拿出耳机自动开机。
方法二：耳机关机状态下，长按触控面板约1.5秒。

关机

方法一：放入充电盒自动关机。
方法二：开机状态下,长按触控面板约4.5秒(红灯长亮2秒)。

拒听电话

来电时，长按触控面板约1秒拒听电话。

给耳机充电

耳机放入充电盒中，即关机进入充电状态，充电时红灯长亮,充满电后白灯常亮15钟后熄灭

单耳机使用

自动连接:从充电盒取出一只耳机，自动开机后,指示灯由红白灯快闪变成白灯慢闪时,打开设备蓝牙搜索"Haylou-GT1"并点击完成连接。
手动连接:双耳机关机时,手动开启其中一只耳机,待耳机变成白灯慢闪时,打开设备蓝牙连接对应耳机。

双耳机使用

自动连接:
同时将两只耳机从充电盒取出，打开设备蓝牙搜索"Haylou-GT1"并点击完成连接。
如果连接失败，将耳机放回充电盒，重复上述操作。
首次连接后，耳机开机可自动回连上一次配对设备（蓝牙需开启）。

手动连接:在耳机关机时,手动开启两只耳机,红白灯快闪等待两只耳机串联,串联成功后主耳机白灯慢闪,打开设备蓝牙进行连接。

使用耳机通话及播放音乐

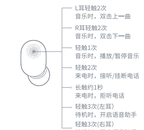

注意事项

1、若产品超过两个星期未使用，建议使用前先对产品进行充电；
2、必须选择正规厂家生产的经过国家CCC认证的充电器；
3、长时间连续使用耳机有损听力健康，请合理控制使用时间及音量；
4、使用耳机会降低对外部声音的感知力，请不要在可能威胁到安全的环境中使用耳机。

日常维护

请勿佩戴耳机洗澡，淋雨，放入洗衣机及在异常温度情况等极端环境使用。每次正常使用后，请用干布等工具擦干耳机上的汗汁或者雨水。可以有效延长耳机的使用时长。

❶ 耳机重置

如果耳机无法正常连接使用,请参照以下方式:
重置耳机:耳机放回充电盒内以耳机充电关机,分别长按两只耳机约触控面板10秒,红白灯交替闪烁三次后松开,将设备上面的连接记录删除后重新连接。

❶ 耳机一边有声一边无声

极端情况才会出现此类情况，发生后请参考耳机重置步骤，然后检查手机的蓝牙连接状况，清除蓝牙设备后重新连接即可；

❶ 充电时遇到的其他情况

耳机充满电后，白灯常亮1分钟后熄灭，此时耳机处于满电状态；
充电仓没电会导致耳机无法充电；
充电盒充满电后，充电指示灯会熄灭，此时若再次接入充电线，充电指示灯则不会提示，不代表充电盒不能充电。

售后服务与支持

保修期:
自产品购买之日起12个月(请妥善保管购买凭证)

免费服务:
在产品保修期内，凡属产品本身质量引起的故障，请用户凭购买凭证与经销商取得联系以享受售后服务。

如有任何产品质素或同意书日责于产品质量本身，则不在保修范围内。有下列情形者不属于保修范围内:
1、因天灾、地震、雷击、跌落电压、环境因素而发生之故障或毁损的。
2、自行或委托未经原厂授权维修之产品拆卸、改装或更换非原厂零件。
3、未按使用手册操作或因人为使用不当而造成损坏者，如产品浸水、腐蚀、摔落、挤压或置在异常温湿度环境下。

三包凭证

产品型号			
用户信息	客户姓名	购买日期	
	联系电话	邮政编码	
	客户地址		
购买信息	销售单位		
	订单编号		

产品中有害物质的名称及含量 (10)

部件名称	有害物质									
	铅 Pb	汞 Hg	镉 Cd	六价铬 Cr(VI)	多溶溴联苯 PBB	多溶溴二苯醚 PBDE	邻苯二甲酸二(2-乙基)己酯 DEHP	邻苯二甲酸丁苄酯 BBP	邻苯二甲酸二丁酯 DBP	邻苯二甲酸二异丁酯 DIBP
耳机主体	O	O	O	O	O	O	O	O	O	O
电　池	O	O	O	O	O	O	O	O	O	O
耳　塞	O	O	O	O	O	O	O	O	O	O
配　件	O	O	O	O	O	O	O	O	O	O
充 电 线	X	O	O	O	O	O	O	O	O	O

本表格依据SJ/T 11364的规定编制
O: 表示该有害物质在该部件所有均质材料中的含量均在(EU)2015/863规定的限量要求以下。
X: 表示该有害物质至少在该部件的某一均质材料中的含量超出(EU)2015/863规定的限量要求。但目前行业无成熟的替代方案。在聚焦范围内符合欧盟ROHS指令的环保要求。

使用年限
如本手册所述，在正常使用条件下，本产品的环保使用期限为10年。在此期间，产品不会泄露任何危险物质，本产品可以回收，必须按照当地法规处理。

Haylou蓝牙耳机三包凭证

Haylou蓝牙耳机售后服务承诺:严格按照《中华人民共和国消费者权益保护法》、《中华人民共和国产品质量法》实行售后三包服务，服务内容如下:
在三包有效期内，您可凭购物凭证或照本规定享受免费的修理、更换、退货的权利。
1、自您购买之日起7日内，本产品出现故障，经由Haylou售后服务中心确定为产品质量问题，可享受修理、更换、退货的服务。
2、自您购买之日15日内，本产品出现故障，经由Haylou售后服务中心确定为产品质量问题，可享受修理或更换的服务。
3、自您购买之日起12个月内，本产品出现故障，经由Haylou售后服务中心确定为产品质量问题，可享受修理的服务。

若有售后服务需求,请联系Haylou客服
制造商: 东莞市猎声电子科技有限公司
制造商地址:东莞市南城街道第社区隆溪路5号高盛科技园二期之高盛科技大厦第13层1303、1305、1306单元
生产厂：东莞市得信电子有限公司
生产厂地址：广东省东莞市洪梅镇洪港大道4号
网　址：www.haylou.com
客服电话：4008-555-083

提示

1. 使用产品前请仔细阅读本使用说明书并请妥善保管；
2. 首次使用时,请先将本产品充满电；
3. 如果产品长期闲置过2个星期不用,请对其充电；
4. 必须选择正规厂家生产且经过国家CCC认证的充电器；
5. 若手机无法搜索蓝牙耳机，请确认蓝牙耳机是否处于"配对模式",通电时间未满5秒配对或连接,蓝牙耳机配对功能和配对功能将关闭,请重新开启蓝牙耳机至"配对模式"；若手机程序出错,请重启手机,若蓝牙耳机程序出错,请重启蓝牙耳机或恢复出厂设置

警告

- 请勿以任何理由拆除或维修改装耳机,否则可能会导致起火、电子点导致至短路或伤害产品；
- 请勿将产品置于温度过低或过高(0°C以下或45°C以上的环境下；
- 请避免高近U量或动物的咀嚼使用产品指示灯；
- 请勿在雷暴天气下使用该产品,雷暴可导致本产品工作不正常，并增加触电的危险；
- 请勿推油及其他挥发性溶液擦拭本产品；

注意：长时间使用耳机可能会造成听力损害,请合理安排使用时间。

本耳机不支持输出超过2A的充电座给耳机充电,否则会烧毫耳机本体。

RoHS

Overview

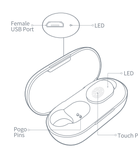

What's in the Box

Earbuds, charging case, EarTips × 2 pairs, user manual, charging cable

Please take off stickers and top up GT1 before use.

Basic Parameters

Operation range: 10m(with no obstacle)
Battery capacity: 43mAh(single EarBud)
Charging time: approx. 2.0hr
Battery life: approx. 3.5hr
Standby time: approx. 60hr
Input parameter: 5V ⎓ 100mA
Battery type: li-ion
Bluetooth version: 5.0

Charging case
Input parameter:5V ⎓ 500mA
Output parameter:5V⎓150mA
Charging time: approx. 2hr
Standby time: approx. 4 months
Battery capacity: 310mAh
Battery type: li-ion

Power-on

Method 1: take out earbuds to auto power on.
Method 2: keep touching the panel for 1.5s to power on.

Power-off

Method 1: pop earbuds back into carry case to power off.
Method 2: keep touching the panel for 4.5s to power off (LED glows solid red for 2s).

Ignore Call

Keep touching the panel for 1s to ignore call.

How to Charge

Put earbuds back into the case to charge, earbuds will auto power off . LED will glow solid red when charging and turn to white for 1 minute once top up.

Mono Mode

Auto connect: take out either earbud to power on. When LED blinks white slowly(before that it blinks red and white promptly), search for Haylou GT1 on cellphone and tap to connect.
Manual connection: when earbuds are turned off, manually turn on one of the earbuds. wait for the earbuds LED will then blink white slowly. On cellphone, search for the earbud and tap to connect.

Stereo Mode

Auto pairing:
Take out both earbuds from the case. On cellphone, search for Haylou-GT1 and tap to connect.
If you fail to build connection, please pull earbuds back into the case and repeat the above steps.
Once connected, earbuds will auto reconnect to the last device in connectivity records whenever powering on (Bluetooth faculty needs to be turned on).

Manual connection: when earbuds are turned off, manually turn on both of them again, they auto start to pair with each other(LED will blink red and white promptly).
When they finish pairing(LED on master earbud will blink white slowly), search on cellphone and tap to connect.

Functions

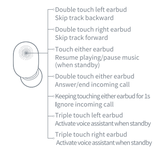

Daily maintenance

Please do not shower with earbuds. Do not wear them in rainy day. Do not leave them in washing machine or other extreme situations. Clean them with dry cloth after use in pursuing a longer service life.

Caveats

1. Please charge the product, in case it has not been used over two weeks.
2. Please use certificated charger.
3. Do not wear earphones for a long term to protect your hearing.
4. Do not wear earphones in any situations with potential risks as wearing them may reduce your perception to the outside world.

❶ Factory Setting

If earbuds do not funcion well, please refer the following steps to reset factory: put earbuds back into the case to charge themselves, keep touching both panels for 10s or until LED blinks red and white 3 times. Delete relative connectivity records on cellphone and re-build connection with cellphone.

❶ Audio only outputs from single earbud

It's a rare case . Please reset the earphones, remove connectivity record on your cellphone and re-connect the earphones to your cellphone.

❶ Other problems in charging

LED glows solid white for 1 minute when earbuds are topped up .
Carry case will not charge earbuds, if its battery drains. LEDs on carry case will turn off once the case is topped up. If you charge it once again, LEDs will not give any notice, which does not mean the case is not charged.

Tips

1. Before using the headset, please read the manual carefully and keep it for future references.
2. The headset need to be fully charged prior to first-time use.
3. If the headset is left unused for over two weeks, please recharge it periodically.
4. Please use the chargers made by qualified manufacturer.
5. If the headset cannot be found by your phone, please check whether it is in pairing mode; if left unconnected for a long while, the headset will exit pairing mode, please re-enter the mode; if a procedure error of your phone occurs, reboot it; if a procedure error of the headsetoccurs, reboot or reset it.

Address: Suite 1303, 1305 and 1306, 13/F, Project Phrase 2 of Gaosheng Tech Tower, Gaosheng Tech Park, No.5 Longxi Road, Zhouxi Community, Nancheng District, Dongguan City, Guangdong, China.
Manufacturer: Dongguan Liesheng Electronic Co., Ltd.
Web: www.haylou.com
Made In China

Hazardous substances and their contents in the item (10)

Part Name	Hazardous Substances									
	Pb	Hg	Cd	Cr (VI)	PBB	PBDE	DBP	DEHP	DBP	BBP
Main body	X	O	O	O	O	O	O	O	O	O
Battery	O	O	O	O	O	O	O	O	O	O
Ear tips	O	O	O	O	O	O	O	O	O	O
Accessories	O	O	O	O	O	O	O	O	O	O
Charging cable	X	O	O	O	O	O	O	O	O	O

This form is made by SJ/T 11364 regulation.
O: means that hazardous substance content in the homogeneous materials of this part is within the limits of (EU) 2015/863 regulation .
X: means that hazardous substance content in ,at least, one certain homogeneous material of this part is beyond the limits of (EU) 2015/863 regulation .but there is no mature alternative in the industry at present, it still conforms to the EU ROHS Directive in the scope of exemption.

Notes: Please arrange using time properly as your hearing may be damaged by using the device for a long time.

Aftersales & Support

Warranty Period:
12 months after purchase
(please keep your receipt properly)

Free Service:
If any quality defects happen during the warranty period, please take the receipt and contact with your distributor for aftersales service.

Following cases or any damages/defects that are not due to quality issue are not covered in the warranty.
1. Any defects or damages caused by natural disasters, abnormal voltage or other environmental facts.
2. Any unauthorized disassembly, modification or change of parts.
3. Any damages caused by improper use of the product including soaking, corroding, falling down, squeezing or exposure to abnormal temperature or humidity.

Model Number:
Date of Purchasing:
User's Name:
User's Phone:
User's Address:
Shop's Name:
Shop's Address:
Comments:

FCC Statement

This equipment has been tested and found to comply with the limits for a Class B digital device, pursuant to Part 15 of the FCC Rules. These limits are designed to provide reasonable protection against harmful interference in a residential installation. This equipment generates and uses radio frequency energy and, if not installed and used in accordance with the instructions, may cause harmful interference to radio communications. However, there is no guarantee that interference will not occur in a particular installation. If this equipment does cause harmful interference to radio or television reception, which can be determined by turning the equipment off and on, the user is encouraged to try to correct the interference by one or more of the following measures:
– Reorient or relocate the receiving antenna.
– Increase the separation between the equipment and receiver.
– Connect the equipment into an outlet on a circuit different from that to which the receiver is connected.
– Consult the dealer or an experienced radio/TV technician for help.

This device complies with part 15 of the FCC Rules. Operation is subject to the following two conditions:
(1) This device may not cause harmful interference, and (2) this device must accept any interference received, including interference that may cause undesired operation.

Changes or modifications not expressly approved by the party responsible for compliance could void the user's authority to operate the equipment.

FCC ID: 2AMQ6-GT1

名称	公差：mm
外箱	±5.0
彩盒	±0.5
标签	±0.5
说明书	±1.0
热缩膜	宽:±3,高:±15
防爆袋	宽:±3,高:±15

注意：尺寸要求：图面标注尺寸为必检尺寸

Liesheng 东莞市猎声电子科技有限公司
Dongguan Liesheng Electronics Co., Ltd.

资料确认表						
	料号		软件		法务	
	名称		电子		市场	
	材质工艺		结构		包装	
	软件料号		声学			
	物料承认书编号		品牌			