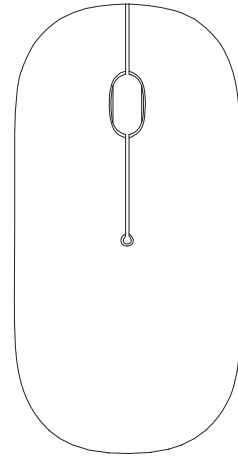


Wireless Mouse

2.4GHz wireless technology



User Manual

MS-2700R

Installing the battery

Mouse

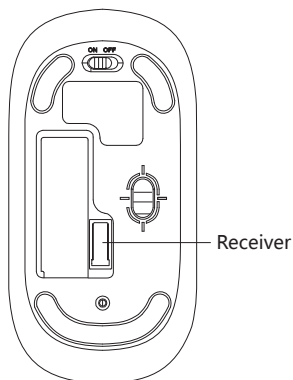
Whenever new battery is installed, make sure that it is fresh 1.5V AA battery.

A) Remove the battery cover.

B) Insert one AA battery into the battery compartment, make sure to properly orient the positive (+) and negative (-) ends as specified by the marks in the battery compartment. Replace the battery cover and make sure it is locked.



(1)



(2)

Receiver

Installing the receiver

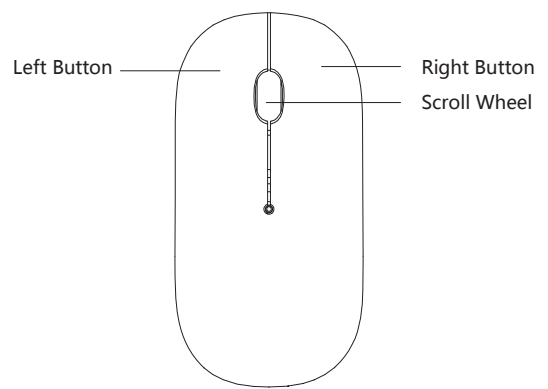
The codes of receiver and mouse were successfully connected in factory. User can directly use the complete set of products, no worry about the code connecting.

Insert receiver into USB port of PC, the computer system will automatically detect it and prepare it for full operation.

If the user wrongly operates, please redo the above operating procedures.

"ON/OFF" switch

Without using the mouse, user may turn off it by "ON/OFF" switch for saving battery power.



(3)

System requirements

Windows 2000/XP/Vista/Win7/Win8/Win8.1/Win10/Mac
Hardware requirements: IBM and PC compatible

FCC STATEMENT :

This device complies with Part 15 of the FCC Rules. Operation is subject to the following two conditions:

- (1) This device may not cause harmful interference, and
- (2) This device must accept any interference received, including interference that may cause undesired operation.

Warning: Changes or modifications not expressly approved by the party responsible for compliance could void the user's authority to operate the equipment.

NOTE: This equipment has been tested and found to comply with the limits for a Class B digital device, pursuant to Part 15 of the FCC Rules. These limits are designed to provide reasonable protection against harmful interference in a residential installation.

This equipment generates uses and can radiate radio frequency energy and, if not installed and used in accordance with the instructions, may cause harmful interference to radio communications. However, there is no guarantee that interference will not occur in a particular installation. If this equipment does cause harmful interference to radio or television reception, which can be determined by turning the equipment off and on, the user is encouraged to try to correct the interference by one or more of the following measures:

- Reorient or relocate the receiving antenna.

- Increase the separation between the equipment and receiver.

- Connect the equipment into an outlet on a circuit different from that to which the receiver is connected.

- Consult the dealer or an experienced radio/TV technician for help.