

# TAIDE ELECTRONICS

## User Manual for the Bluetooth Speaker BT008

**Brand name:iKANOO**

**FCC ID:OYCBT008**

Distinguished Customers,

Thank you for purchasing this Bluetooth speaker BT008. Before getting started, please read the user's manual carefully so as to ensure proper operation and optimized performance of this product. With stylish outer appearance, compact structure, high fidelity sound and multi-functionality, it has obtained patents concerning its outer appearance and adopted advanced electric and sound technology in the industry, ultimately making itself the best choice to hook up with your devices such as tablet, cellphone and digital music player etc. perfectly by presenting you exceptional stereo effect either you are at home, on vacation or at work.

### **I. Precautions**

Please store and use this product at the ambient temperature;

Do not expose this product to the rain or damp surroundings;

Prevent this product from falling that could result in serious damage;

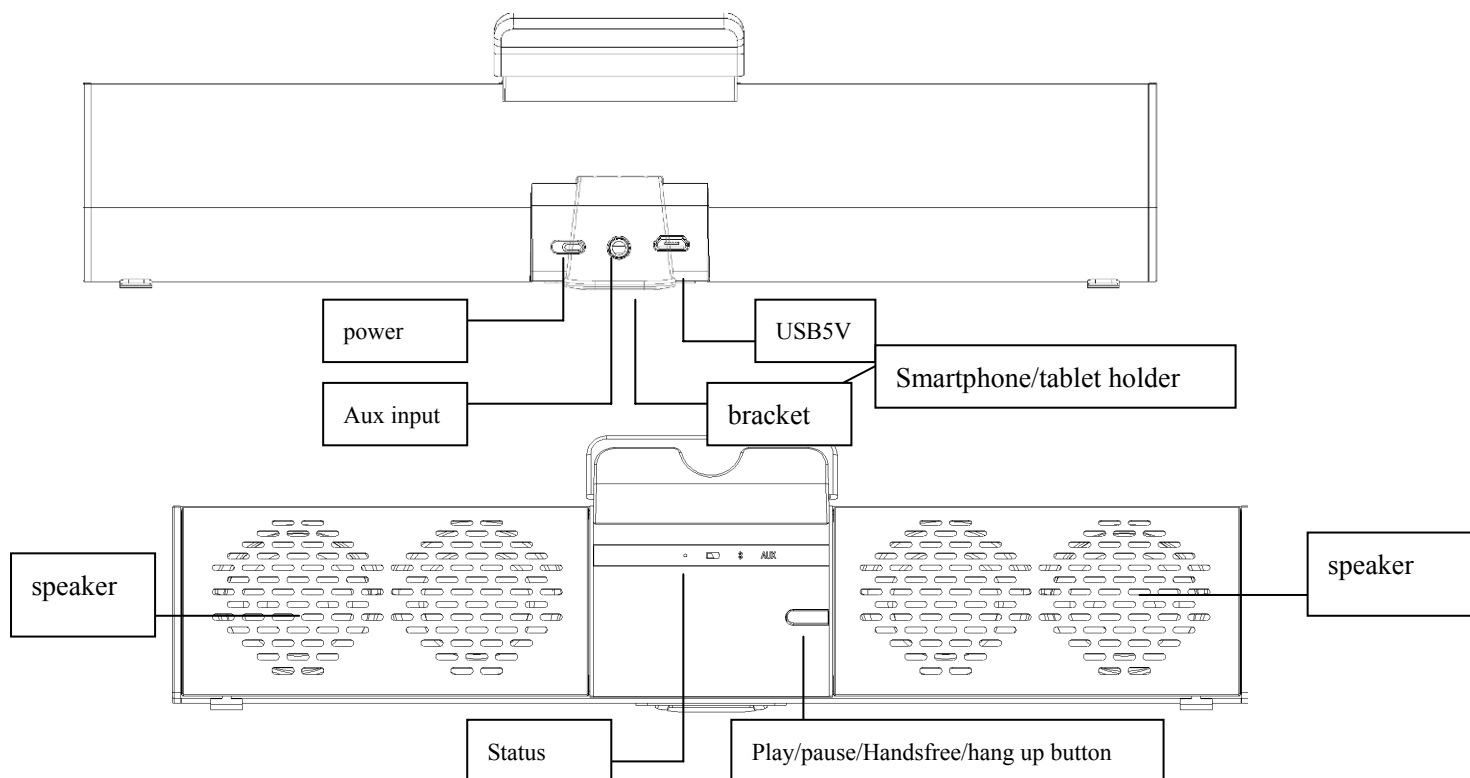
Do not dismantle, repair or modify this product on your own;


In order to avoid any risk, do not dispose this product inappropriately or toss it into the fire as there is a built-in lithium battery.

### **II. Considerate Hints**

- 1) Do not turn up the volume to a fair high level constantly as this could shorten the service life of this product or impair your hearing;
- 2) When encountering any fault during operation, please cut off the power supply and disconnect the USB cable to prevent further damage to the speaker or other components;
- 3) The Bluetooth transmission range or connectivity could be affected by low battery power. In that case, please recharge immediately.

## Outer Appearance and Function Buttons



**III.**  /play/pause/ Pick up the call/hang up the call: Press this button to pause, to resume normal operation or pick up the incoming calls in the Bluetooth playback mode.

## IV. Product Parameters

Product Model: BT008

Bluetooth Specifications: Bluetooth V4.0

Transmission Distance:  $\leq 10\text{M}$  (depending upon operation environment and devices to which it connects)

USB Recharge Voltage: DC 5V

Built-in Battery: Lithium battery

Output Power:  $3\text{W} \times 2$

Frequency Response: 90Hz-20KHz

Sensitivity:  $80\text{db} \pm 2\text{db}$

Signal to Noise Ratio (SNR):  $\geq 76\text{dB}$

Product Dimensions:  $271 \times 69 \times 43\text{MM}$


## V. System Composition

- 1) Speaker 1set
- 2) USB Power Cable 1piece
- 3) User's Manual/Warranty Card 1copy



## VI. Common Function Description

**Power-on Status:** Press the Power Button to turn the speaker on and it beeps simultaneously with the blue indicator flashing. The volume is set to 60% by default.

**Bluetooth Connection:** Once switched on, the speaker starts searching for other Bluetooth devices automatically and at the same time, the bluetooth indicator goes on and off. When found a Bluetooth device, the speaker prompts whether to pair up or not. If selected Yes, it pairs up with the device and meanwhile, the blue indicator flashes slowly and a beep is also generated by the speaker. If

failed to detect any other Bluetooth device within 5minutes, the speaker will shut itself down. Turn it back on again to start search. All the paired devices will engage in automatic connection when the speaker is turned on.. Long time press ,it can disconnect the device to the speaker.Short press,play and pause function.

Hints: Please recharge when the battery loses its power considerably or the connection is failed.

**Call Pick-up:** After connected with the cellphone successfully, the speaker beeps when a call comes in. Press  to pick it up and to terminate conversation, press  one more time to hang up.

**AUX Playback:**Use the supplied audio cable to connect the speaker to another music player such as computer by plugging one end to the speaker's AUX port and the other end to the music player's audio port. When the music player starts playing music, the speaker sounds right away. Tracks can be selected and volume adjusted only by the music player.

**Intelligent Quick Recharge:** Recharge can be performed in the standby mode or power-off situation. Before recharging, plug the mini-USB end of the supplied USB cable to the speaker's USB port and the other end to the USB port of the computer or the USB recharger.

## VII. Compatibility

Wireless: Devices configured with Bluetooth 3.0 or higher version such as IPAD, IPHONE (at least the second generation IPHONE installed the IPHONE software 3.1), IPOD TOCH and MAC as well as a majority of intelligent phones or computers that support Bluetooth.

Bluetooth V4.0 consists of protocols like A2DP, AVRCP and HFP and so on.

## VIII. Toubleshooting

<b>Faults</b> / <b>Phenomena</b>	<b>Solutions</b>
Unable to pair up with other devices	<ol style="list-style-type: none"> <li>1. Check whether the speaker is still in the process of search or switch it off and then on.</li> <li>2. There are too many Bluetooth devices in the proximity that cause difficulty in connection. Please turn them off.</li> </ol>
The sound is rather low or distorted	<ol style="list-style-type: none"> <li>1. Check the Bluetooth device's volume and then adjust it to a proper level.</li> <li>2. Recharge the battery</li> </ol>
The music stops from time to time	<ol style="list-style-type: none"> <li>1. Check whether the speaker's effective transmission range is exceeded or there is an obstacle standing between the speaker and other Bluetooth devices.</li> </ol>
The Bluetooth indicator remains off	<ol style="list-style-type: none"> <li>1. It suggests the battery power drops quite low and retry once being recharged.</li> <li>2. Turn it on again.</li> </ol>

Hints: Another trouble, please consult the dealer or an experienced radio/TV technician for help.

This device complies with part 15 of the FCC rules. Operation is subject to the following two conditions:

(1) this device may not cause harmful interference, and

(2) this device must accept any interference received, including interference that may cause undesired operation.

Changes or modifications to this unit not expressly approved by the party responsible for compliance could void the user's authority to operate the equipment.