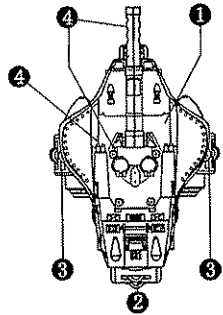


User's Manual for RC Armed Car Tank Sideways

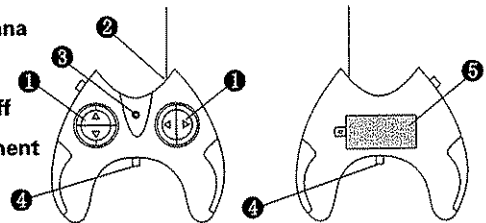
For Ages 3+

1. Product Parts:

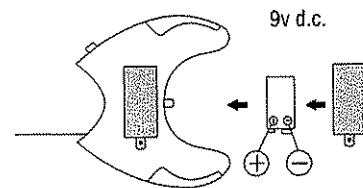
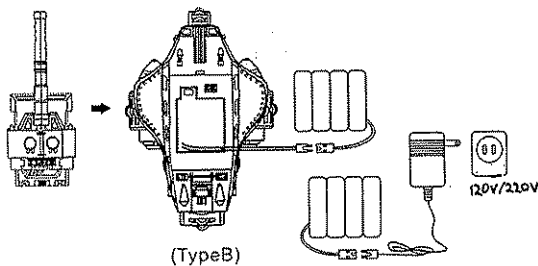
- ❶ Battery compartment
- ❷ Forward & backward driver
- ❸ Left & right driver
- ❹ Flashing lights



- ❶ Direction keys
- ❷ Transmitter antenna
- ❸ Indicator light
- ❹ Transmitter on-off
- ❺ Battery compartment



2. Batteries & Charger



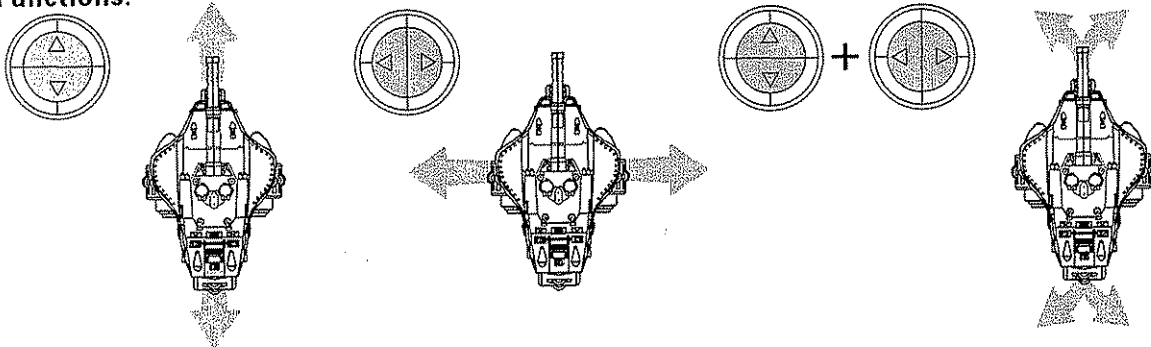
The R/C transmitter should be fitted with 1 x 9V battery (included in Type B product)

Illustrations:

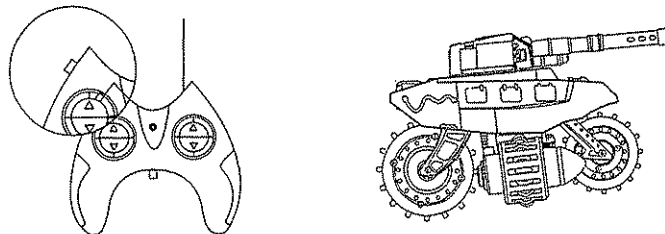
- a. Open battery cover
- b. Charge the battery; plug the charger into the socket, and connect the other end to the battery pack to charge.
Attention: Time for the first charge is 5 hours or above, for the second charge and after is about 4 hours.
Each fully charged battery pack can last for playing for more than 20 minutes.
- c. Put the fully charged battery pack into the battery compartment on the car, and then put on the cover.

Armed Car should be fitted with 1 x 4.8V rechargeable battery pack & a charger (Included in the product)

3. Functions:



Press the button on the top left corner of the transmitter to emit a sound of gunfire.



4. Safe usage for battery and some guide

1. Insert battery properly, avoid battery leak.
2. Charge battery and change it by adult's guide.
3. Do not expose battery to direct sunlight, in heat locations or near stove to avoid explosion.
4. Do not dispose useless battery into fire to avoid explosion hazard.
5. Do not mix new and old dry-cell batteries together when in use.
6. Do not mix rechargeable battery and dry-cell battery together when in use.
7. Do not charge dry-cell battery
8. Take exhausted battery or leak battery out of the product.
9. Assemble battery with proper interval.
10. The excess charge can ruin the rechargeable battery.
11. Take care of battery when it is charging.

Note: This instruction sheet contains important information. Please keep for future reference.

This device complies with Part 15 of the FCC Rules. Operation is subject to the following two conditions: (1) this device may not cause harmful interference, and (2) this device must accept any interference received, including interference that may cause undesired operation.

NOTE: This equipment has been tested and found to comply with the limits for a Class B digital device, pursuant to Part 15 of the FCC Rules. These limits are designed to provide reasonable protection against harmful interference in a residential installation. This equipment generates, uses and can radiate radio frequency energy and, if not installed and used in accordance with the instructions, may cause harmful interference to radio communications. However, there is no guarantee that interference will not occur in a particular installation. If this equipment does cause harmful interference to radio or television reception, which can be determined by turning the equipment off and on, the user is encouraged to try to correct the interference by one or more of the following measures:

- Reorient or relocate the receiving antenna.
- Increase the separation between the equipment and receiver.
- Connect the equipment into an outlet on a circuit different from that to which the receiver is connected.
- Consult the dealer or an experienced radio/TV technician for help.

90-DAY LIMITED WARRANTY

EXCALIBUR ELECTRONICS, INC., warrants to the original consumer that its products are free from any electrical or mechanical defects for a period of 90 DAYS from the date of purchase. If any such defect is discovered within the warranty period, EXCALIBUR ELECTRONICS, INC., will repair or replace the unit free of charge upon receipt of the unit, shipped postage prepaid and insured to the factory address shown below.

The warranty covers normal consumer use and does not cover damage that occurs in shipment or failure that results from alterations, accident, misuse, abuse, neglect, wear and tear, inadequate maintenance, commercial use, or unreasonable use of the unit. Removal of the top panel voids all warranties. This warranty does not cover cost of repairs made or attempted outside of the factory.

Any applicable implied warranties, including warranties of merchantability and fitness, are hereby limited to 90 DAYS from the date of purchase. Consequential or incidental damages resulting from a breach of any applicable express or implied warranties are hereby excluded. Some states do not allow limitations on the duration of LIMITED 90-DAY WARRANTY implied warranties and do not allow exclusion of incidental or consequential damages, so the above limitations and exclusions in these instances may not apply.

The only authorized service center in the United States is:

Excalibur Electronics, Inc.
13755 SW 119th Ave
Miami, Florida 33186 U.S.A.
Phone: 305.477.8080
Fax: 305.477.9516

www.ExcaliburElectronics.com

Ship the unit carefully packed, preferably in the original carton, and send it prepaid, and adequately insured. Include a letter, detailing the complaint and including your daytime telephone number, inside the shipping carton. If your warranty has expired and you want an estimated fee for service, write to the above address, specifying the model and the problem.

NOTE: Please do not send your unit without first receiving an estimate for servicing from EXCALIBUR ELECTRONICS, INC. Contact us before sending your unit. We cannot store your unit!

Excalibur Electronics, Inc. reserves the right to make technical changes without notice in the interest of progress.



WARNING:

CHOKING HAZARD - Small parts.
Not for children under 3 years.

Warning: Changes or modifications to this unit not expressly approved by the party responsible for compliance could void the user's authority to operate the equipment.

EI-STP85882