


Model: WA1012T

MEETING ROOM  
INTERACTIVE DIGITAL SIGNAGE

10.1" , 13.3" ,15.6"



User Manual

# Contents

Important Notices.....2

Package Contents.....3

Introducing the meeting room interactive digital signage10.1" , 13.3" , 15.6".....4

10.1" Exterior Components.....5

13.3" Exterior Components.....6

15.6" Exterior Components.....7

Installation instructions.....8

# Important Notices

## Copyright Information

All intellectual property rights in this publication are owned by and protected by applicable copyright laws and international treaty provisions. retains all rights not expressly granted. No part of this publication may be reproduced in any form whatsoever or used to make any derivative work without prior written approval by . Reserves the right to revise this publication, and/or make improvements or changes in the product(s) and/or the program(s) described in this documentation at any time without prior notice. The information in this document is provided in good faith, but without any representation or warranty whatsoever, whether it is accurate, or complete or otherwise, and on express understanding that shall have no liability whatsoever to other parties in any way arising from or relating to the information or its use.

All other trademarks are the property of their respective owners. Other company and brand products and service names are trademarks or registered trademarks of their respective holders.

This device complies with CE and FCC regulations.

1) Do not push objects into holes and ventilation slots.

Do not expose this product to moisture or place any objects filled with liquids on or near the product.

Do not place a naked flame source, such as lighted candles, on or near this product.

Do not store or operate the device in environments where the temperature is above 50 degrees celsius or below -10 degrees celsius.

Do not intentionally hit the device or place heavy or sharp objects on the device.

Only use accessories specified by the manufacturer.

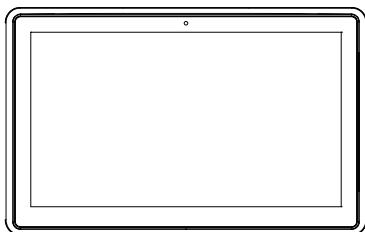
Keep the device away from benzene, diluents, and other chemicals.

Do not attempt to repair this product yourself. Always use a qualified service agent to perform adjustments or repairs.

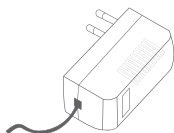


# Package Contents

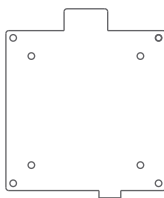
Please make sure all of the following are present when you unpack your meeting room interactive digital signage.



Meeting room interactive digital signage



Power adapter



Bracket/ Screw



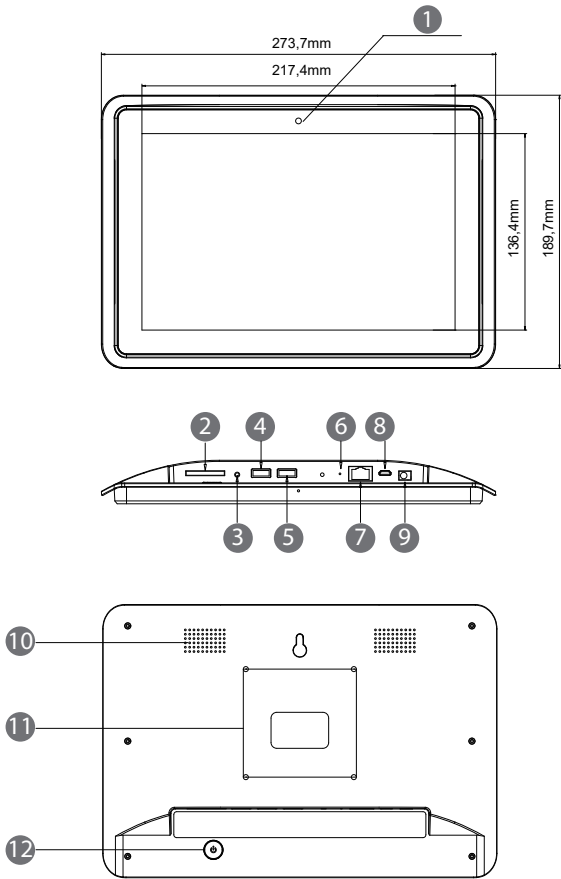
User manual

# Introducing the Meeting room interactive digital signage 10.1" , 13.3" , 15.6"

- RK3288,Quad-core cortex A17,1.8G
- Resolution:800\*1280 ,10.1" / Resolution:1920\*1080 13.3" , 15.6" LCD IPS panel
- Android 5.1+
- 10-Point capacitive touch
- RAM 2GB/Internal memory 8GB
- 2.0M/P/Front camera /Microphone
- Ethernet with PoE
- Wi-Fi 802.11b/g/n
- Bluetooth 4.0
- 2\*2W Speaker
- USB Host\*1/Micro USB OTG/SD Card
- Serial port (USB)
- VESA 75\*75mm

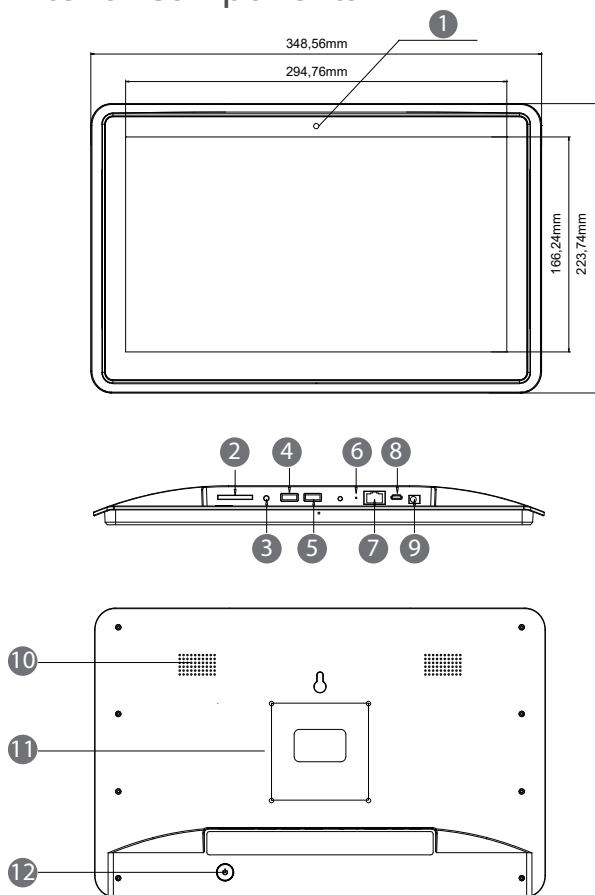
\*If required, please ask for detailed specifications.

# 10.1" Exterior Components



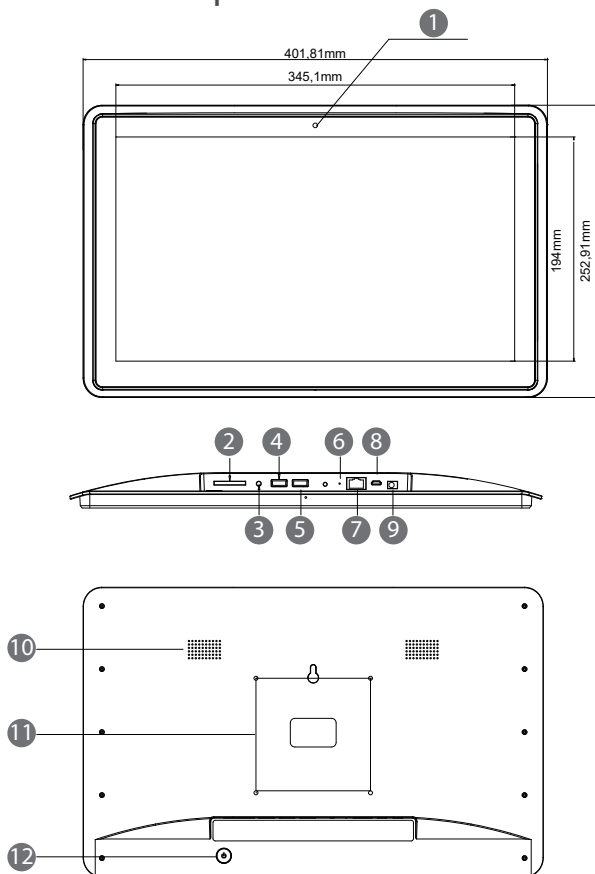
No	Function	No	Function
1	Camera	7	Ethernet with PoE
2	SD Card slot	8	Micro USB OTG
3	3.5mm audio jack	9	DC in power supply port
4	USB 2.0 host	10	Speaker
5	Serial port	11	VESA 75*75MM
6	Recovery key	12	Power button

## 13.3" Exterior Components



No	Function	No	Function
1	Camera	7	Ethernet with PoE
2	SD Card slot	8	Micro USB OTG
3	3.5mm audio jack	9	DC in power supply port
4	USB 2.0 host	10	Speaker
5	Serial port	11	VESA 75*75MM
6	Recovery key	12	Power button

## 15.6" Exterior Components

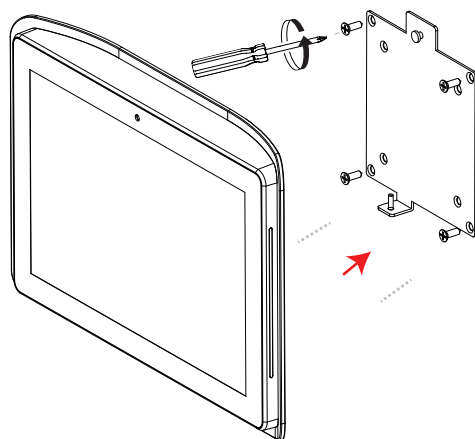


No	Function	No	Function
1	Camera	7	Ethernet with PoE
2	SD Card slot	8	Micro USB OTG
3	3.5mm audio jack	9	DC in power supply port
4	USB 2.0 host	10	Speaker
5	Serial port	11	VESA 75*75MM
6	Recovery key	12	Power button

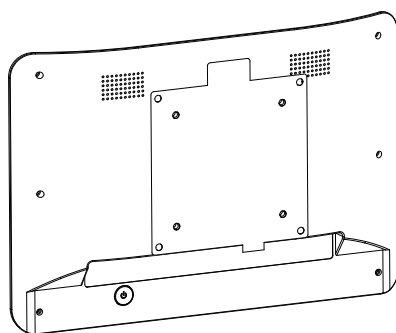


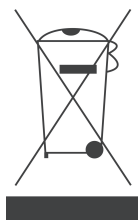
# Installation instructions

1



2

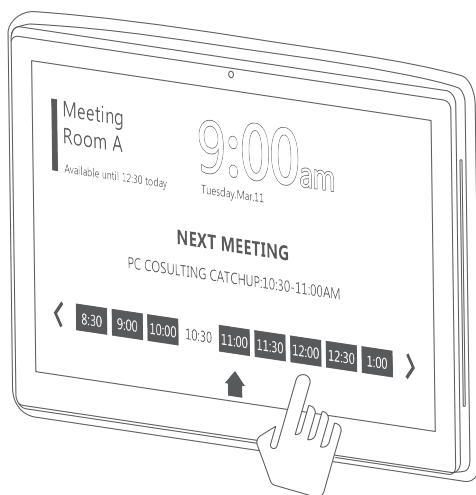




This symbol on the product or in the instructions means that your electrical and electronic equipment should be disposed of at the end of its life separately from your household waste. There are separate collection systems for recycling in your country. For more information, please contact the local authority or your retailer where you purchased the product.

# 会议室智能交互数字标牌

10.1" , 13.3" , 15.6"



## 使用手册

# 目录

前言.....	2
敬告.....	2
包装清单.....	3
功能特点.....	4
10.1" 产品介绍.....	5
13.3" 产品介绍.....	6
15.6" 产品介绍.....	7
安装指导.....	8

# 前言

感谢您选用商用会议室智能交互数字标牌！


开机之前，请仔细阅读此使用手册，了解本机的使用方法及注意事项。

## 敬告

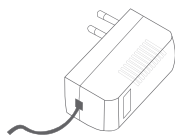
- ★ 仅能使用原厂提供的电源适配器配件。
- ★ 机器上的缝隙和开口用于通风和散热，请勿堵塞或掩盖这些缝隙和开口。
- ★ 切勿在多尘、潮湿、高温的环境下使用或存放本机。
- ★ 机器故障时，请勿自行拆解维修，需联系原厂或经销商解决。
- ★ 避免踩踏电源线或者电源适配器，以免线损造成漏电等危险。如果电源适配器的导线已损坏，请勿继续使用，否则可能会发生危险。
- ★ 雷雨天气或者长时间不使用本机时，请拔掉电源线插头。
- ★ 使用时，请不要将机器放在桌子边缘或小孩容易接触到的地方，避免机器摔损或伤害到小孩。
- ★ 运输或使用过程中尽量不触碰显示屏，切勿用力挤压显示屏，不要用利器或硬物碰伤显示屏，以免造成显示屏破损。
- ★ 请使用干燥的软布或略蘸柔性清洁剂的软布清洁相框。请勿使用任何种类的溶剂，如酒精或汽油，否则可能损坏表面处理层。

# 包装清单

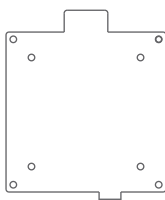
打开包装后，请确认下面的包装内容。



会议室智能交互数字标牌



电源适配器



壁挂支架

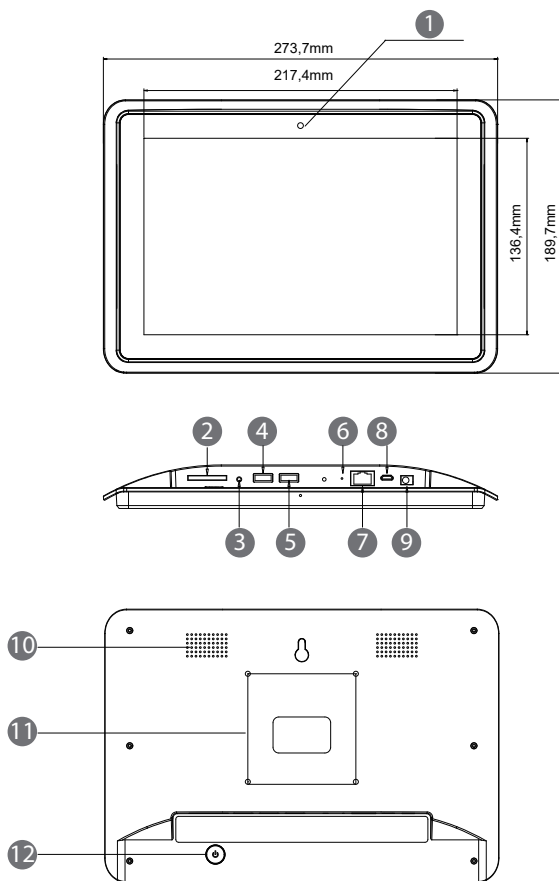


说明书

## 功能特点

- RK3288,八核,Cortex A17,1.8G
- 10.1"分辨率:800x1280 / 13.3",15.6"分辨率:1920x1080高清IPS屏
- 安卓5.1
- 10点电容式触摸
- RAM 2GB/内存8GB
- 摄像头前置200W / Microphone
- 以太网口/支持PoE
- Wi-Fi 802.11b/g/n
- 蓝牙4.0
- 喇叭2\*2W
- Micro USB OTG
- USB host
- SD card
- 串口(USB)
- VESA 75\*75mm

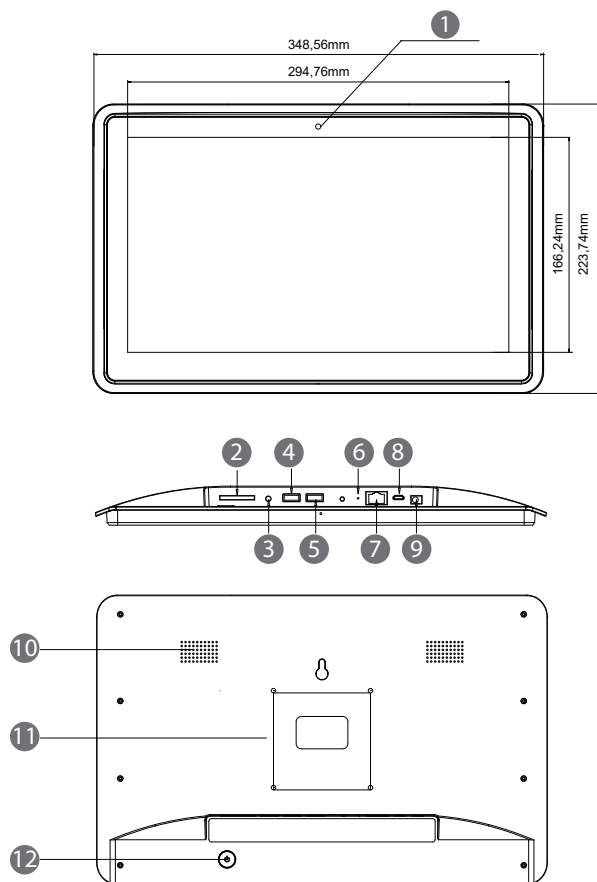
## 10.1"产品介绍



序号	接口	序号	接口
1	摄像头	7	RJ45 以太网口/POE
2	SD 卡槽	8	Micro USB OTG
3	3.5mm音频	9	电源插孔
4	USB 2.0 host	10	喇叭
5	串口	11	VESA 75*75MM
6	恢复键	12	电源开/关键

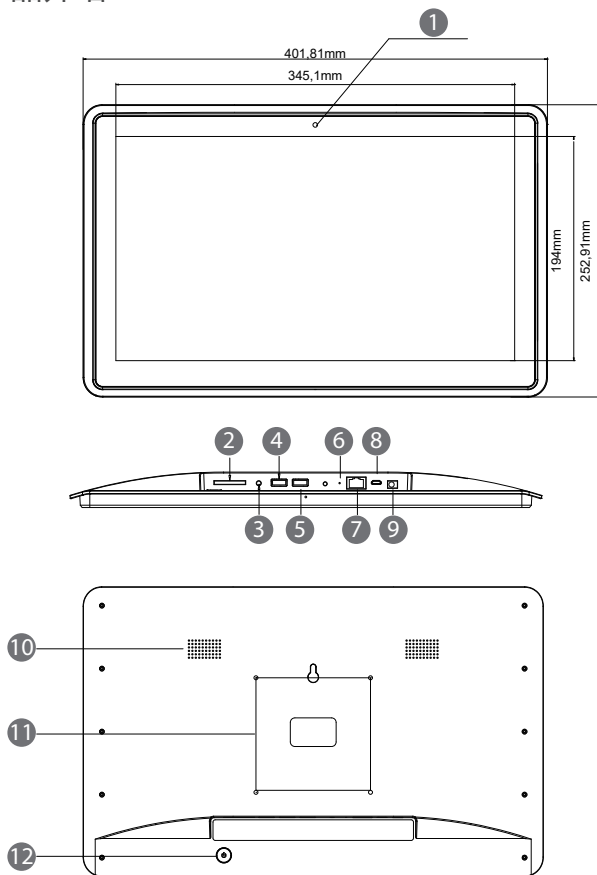


## 13.3"产品介绍



序号	接口	序号	接口
1	摄像头	7	RJ45 以太网口/POE
2	SD 卡槽	8	Micro USB OTG
3	3.5mm音频	9	电源插孔
4	USB 2.0 host	10	喇叭
5	串口	11	VESA 75*75MM
6	恢复键	12	电源开/关键

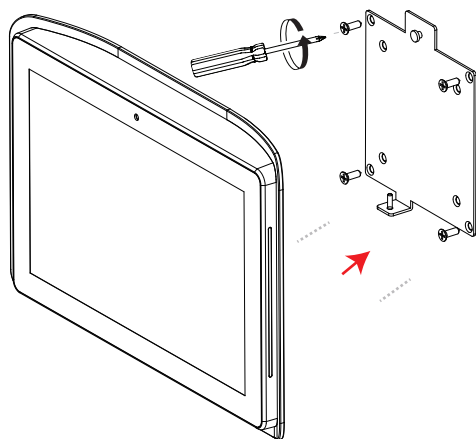
## 15.6"产品介绍



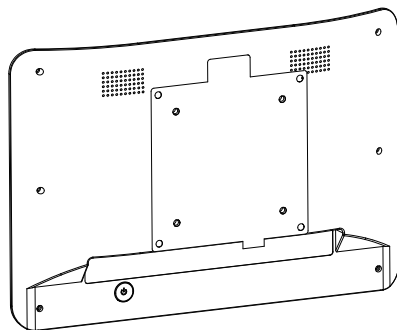
序号	接口	序号	接口
1	摄像头	7	RJ45 以太网口/POE
2	SD 卡槽	8	Micro USB OTG
3	3.5mm音频	9	电源插孔
4	USB 2.0 host	10	喇叭
5	串口	11	VESA 75*75MM
6	恢复键	12	电源开/关键

# 安装指导

1



2



## **FCC STATEMENT :**

This device complies with Part 15 of the FCC Rules. Operation is subject to the following two conditions:

- (1) This device may not cause harmful interference, and
- (2) This device must accept any interference received, including interference that may cause undesired operation.

**Warning:** Changes or modifications not expressly approved by the party responsible for compliance could void the user's authority to operate the equipment.

NOTE: This equipment has been tested and found to comply with the limits for a Class B digital device, pursuant to Part 15 of the FCC Rules. These limits are designed to provide reasonable protection against harmful interference in a residential installation. This equipment generates uses and can radiate radio frequency energy and, if not installed and used in accordance with the instructions, may cause harmful interference to radio communications. However, there is no guarantee that interference will not occur in a particular installation. If this equipment does cause harmful interference to radio or television reception, which can be determined by turning the equipment off and on, the user is encouraged to try to correct the interference by one or more of the following measures:

- Reorient or relocate the receiving antenna.

- Increase the separation between the equipment and receiver.

- Connect the equipment into an outlet on a circuit different from that to which the receiver is connected.

- Consult the dealer or an experienced radio/TV technician for help.

## **FCC Radiation Exposure Statement:**

This equipment complies with FCC radiation exposure limits set forth for an uncontrolled environment. This equipment should be installed and operated with minimum distance 20cm between the radiator & your body.