



TR10CD3

Motherboard Guide



FEDERAL COMMUNICATIONS COMMISSION INTERFERENCE STATEMENT

This equipment has been tested and found to comply with the limits for a Class B digital device, pursuant to part 15 of the FCC Rules. These limits are designed to provide reasonable protection against harmful interference in a residential installation. This equipment generates, uses and can radiate radio frequency energy and, if not installed and used in accordance with the instructions, may cause harmful interference to radio communications. However, there is no guarantee that interference will not occur in a particular installation. If this equipment does cause harmful interference to radio or television reception, which can be determined by turning the equipment off and on, the user is encouraged to try to correct the interference by one or more of the following measures:

- Reorient or relocate the receiving antenna.
- Increase the separation between the equipment and receiver.
- Connect the equipment into an outlet on a circuit different from that to which the receiver is connected.

CAUTION:

Any changes or modifications not expressly approved by the grantee of this device could void the user's authority to operate the equipment.

This device complies with Part 15 of the FCC Rules. Operation is subject to the following two conditions: (1) this device may not cause harmful interference, and (2) this device must accept any interference received, including interference that may cause undesired operation.

RF exposure warning

This equipment must be installed and operated in accordance with provided instructions and the antenna(s) used for this transmitter must be installed to provide a separation distance of at least 20 cm from all persons and must not be co-located or operating in conjunction with any other antenna or transmitter. End-users and installers must be provide with antenna installation instructions and transmitter operating conditions for satisfying RF exposure compliance.

End Product Labeling

This transmitter module is authorized only for use in device where the antenna may be installed such that 20cm may be maintained between the antenna and users. The final end product must be labeled in a visible area with the following: "Contains FCC ID: **WL6-TRBC41CD1**"

Information for the OEMs and Integrators

The following statement must be included with all versions of this document supplied to an OEM or integrator, but should not be distributed to the end user.

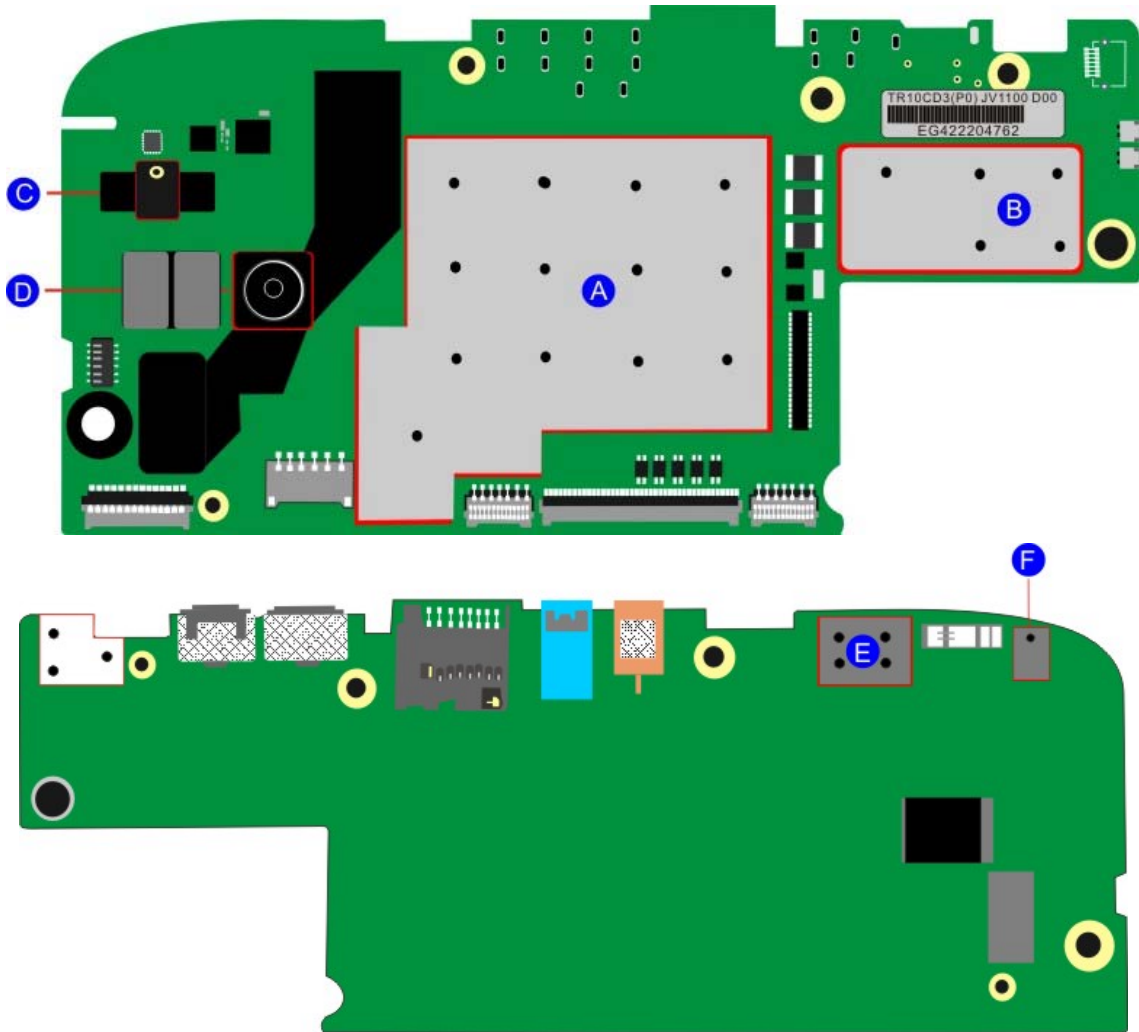
- 1) This device is intended for OEM integrators only.
- 2) Please see the full Grant of Equipment document for other restrictions.

This radio transmitter FCC ID: **WL6-TRBC41CD1** has been approved by FCC to operate with the antenna types listed below with the maximum permissible gain and required antenna impedance for each antenna type indicated. Antenna types not included in this list, having a gain greater than the maximum gain indicated for that type, are strictly prohibited for use with this device.

Antenna List

No.	Manufacturer	Part No.	Antenna Type	Peak Gain
1	WGT	13H130-JV1050	PIFA Antenna(Main)	1.65 dBi For 2.4GHz 2.36 dBi For 5.15~5.35GHz 1.78 dBi For 5.47~5.725GHz 1.78 dBi For 5.725~5.850GHz
	Pulse	02H475-006500	Chip Antenna (Aux)	3.2 dBi For 2.4GHz 4.2 dBi For 5.15~5.35GHz 4.2 dBi For 5.47~5.725GHz 4.2 dBi For 5.725~5.850GHz
2	JEM	13H130-JV1070	PIFA Antenna (Main)	1.77 dBi For 2.4GHz 1.55 dBi For 5.15~5.35GHz -0.56 dBi For 5.47~5.725GHz -0.14 dBi For 5.725~5.850GHz
	Pulse	02H475-006500	Chip Antenna (Aux)	3.2 dBi For 2.4GHz 4.2 dBi For 5.15~5.35GHz 4.2 dBi For 5.47~5.725GHz 4.2 dBi For 5.725~5.850GHz

Note: The antenna connector is I-PEX type.

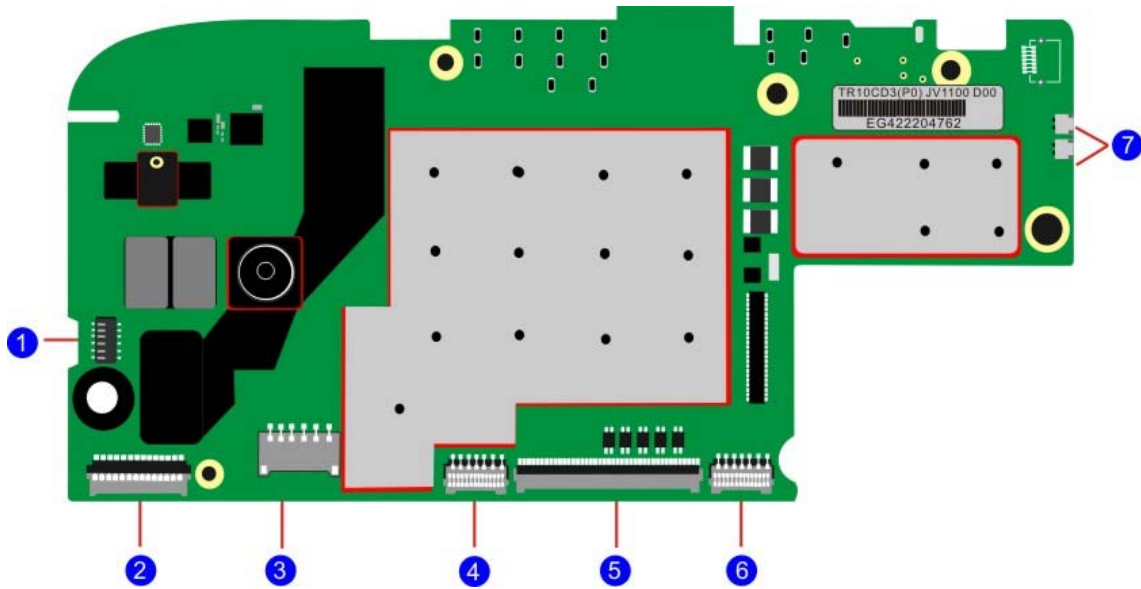


Motherboard Layout

Main components

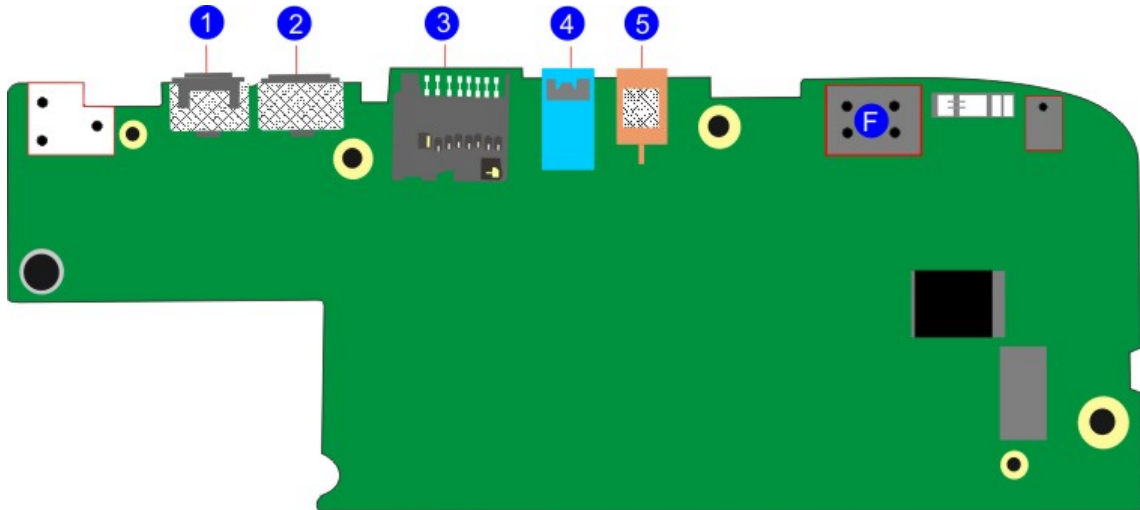
No.	Name	No.	Name
A	CPU+PMIC+DDR	E	TPM
B	EMMC+Audio Codec	F	Microphone
C	Microphone		
D	Rear facing camera		

System connectors



No.	Name	No.	Name
1	Power key connector	5	LCD Connector
2	Front camera connector	6	Touch panel connector
3	Battery Connector	7	Speaker Connectors
4	Volumkey connector		

I/O Ports



No.	Name	No.	Name
1	Micro USB port	4	Headphone plug
2	Mini HDMI port	5	DC-in jack
3	Micro SD card slot		