


APPENDIX B
OPERATING/SERVICE/INSTRUCTION MANUAL



M7G-VHF150-10


--EMR--
Corp.

SERVICE MANUAL

VHF 150-100 SERIES
150-170 MHz AMPS


EMR Corp. - 22402 N. 19th Ave. - Phoenix, Az. 85027
Tel: 602/581/2875 1/800/796/2875
Email: info@emrcorp.com <http://www.emrcorp.com>

<h1>Table of Contents</h1>		PAGE
PRODUCT DESCRIPTION.....		2
GENERAL SPECIFICATIONS.....		3
CIRCUIT DESCRIPTIONS.....		4
SCHEMATICS.....		5
PARTS LIST.....		6
BLOCK DIAGRAM.....		7
WARRANTY INFORMATION.....		8




The VHF 150-100 Series of EMR amplifiers are intended for use in commercial communications systems. Applications include land mobile repeaters, trunking and data systems. They will cover the frequency range extending from 150 MHz to 170 MHz

For operator convenience, views of the top, front, and side of the amplifier are presented here.



FCC Type Acceptance
Label Placement



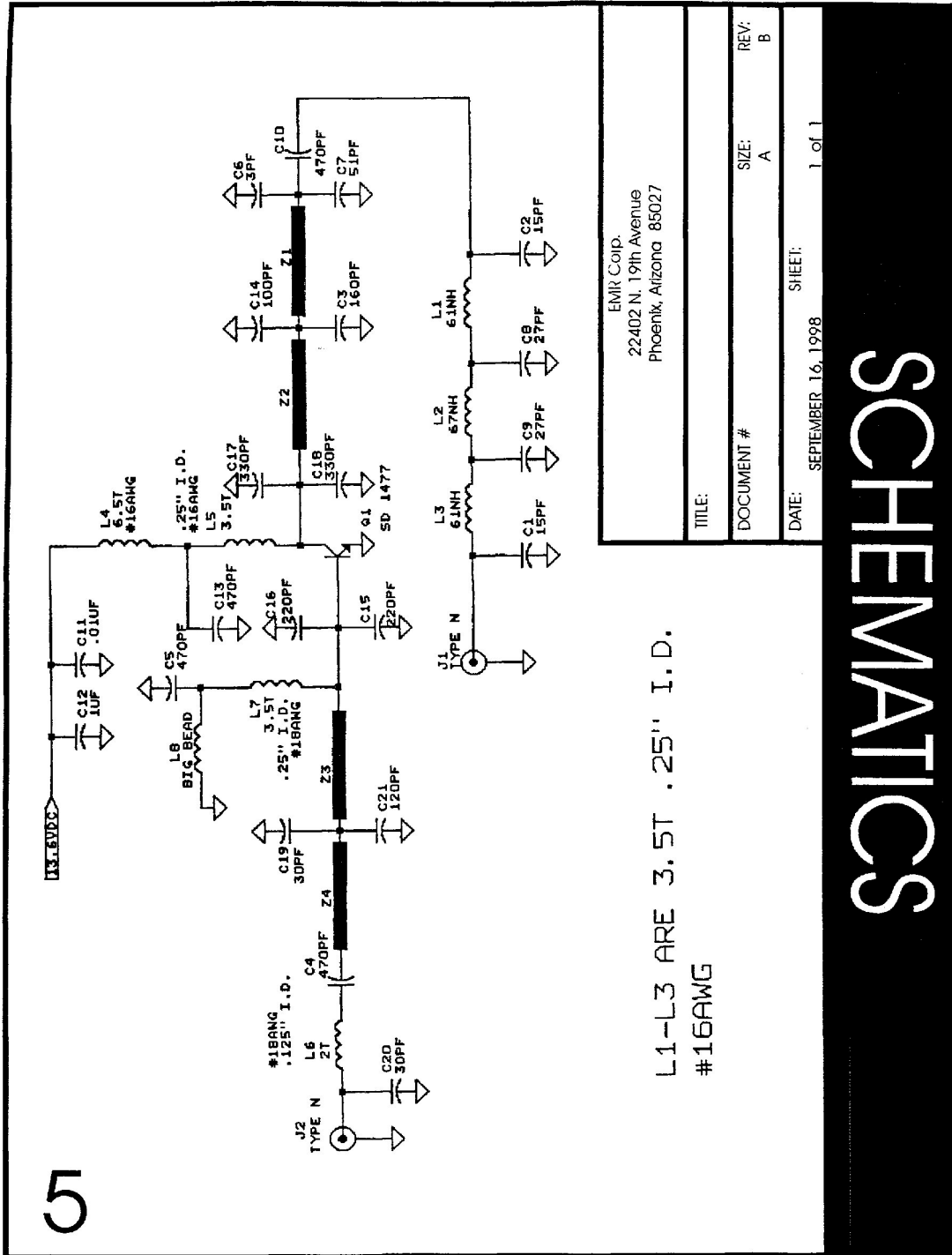
2

PRODUCT DESCRIPTION

The VHF 150-100 Series power amplifier is a self-contained rack mountable unit capable of up to 100 watts of class c output power. The input signal is amplified by a transistor capable of producing 100 watts, and then filtered by a five element low pass filter.

CIRCUIT DESCRIPTIONS

4

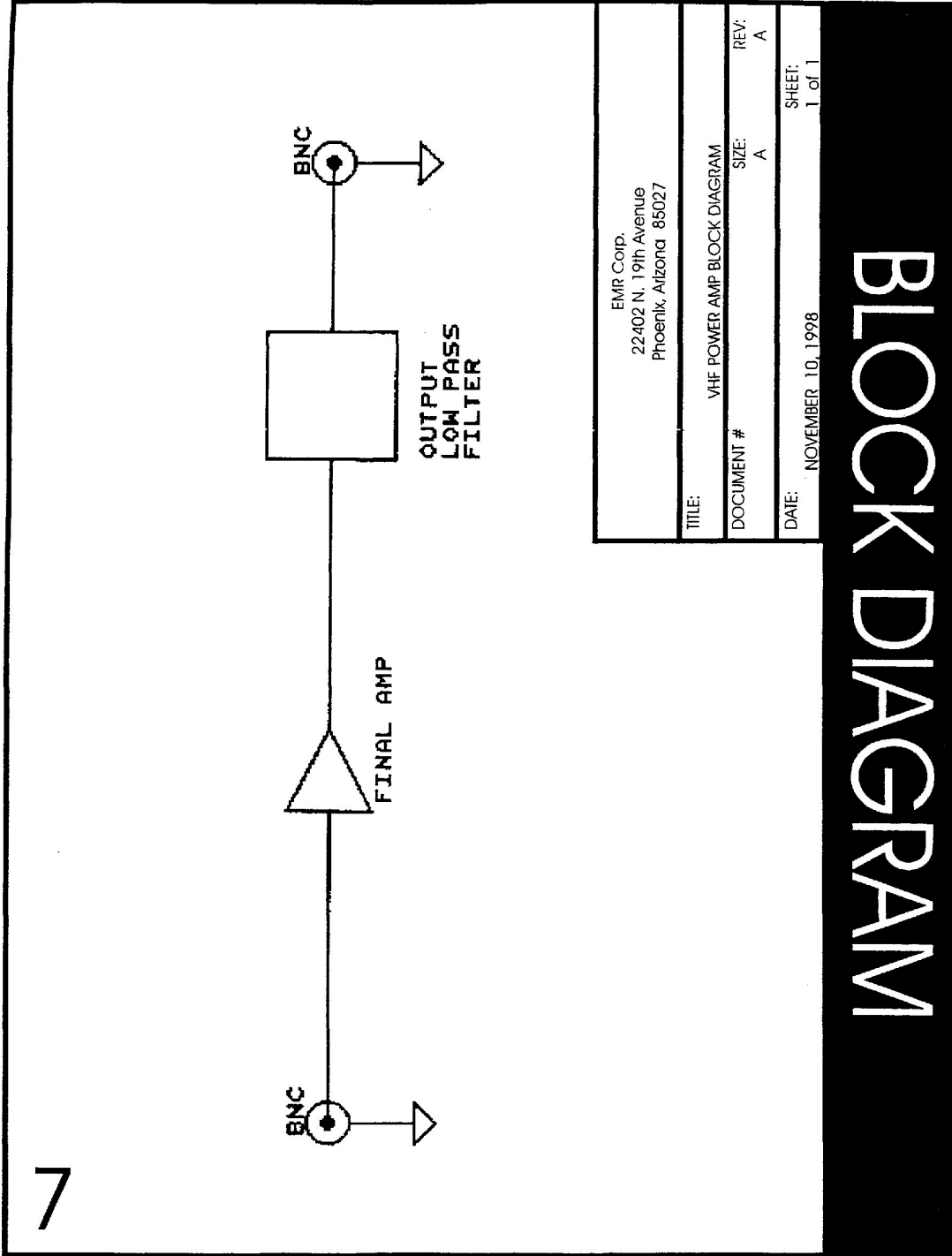


VHF 100 WATT AMPLIFIER
 150 - 170 MHz
 Bill of Materials September 17, 1998

ITEM	QUANTITY	REFERENCE	PART
1	2	C1,C2	15PF
2	1	C3	160PF
3	4	C4, C5, C10, C13	470PF
4	1	C6	3PF
5	1	C7	51PF
6	2	C8,C9	27PF
7	1	C11	.01UF
8	1	C12	1UF
9	1	C14	100PF
10	2	C15, C16	220PF
11	2	C17, C18	330PF
12	2	C19, C20	30PF
13	1	C21	120PF
14	2	J1,J2	TYPE N
15	2	L1,L3	61NH
16	2	L2	67NH
17	1	L4	6.5T
18	2	L5,L7	3.5T
19	1	L6	2T
20	1	L8	BIG BEAD
21	1	Q1	SD 1477
22	4	Z1,Z2,Z3,Z4	

PARTS LIST

6



7

EMR Corp. 22402 N. 19th Avenue Phoenix, Arizona 85027	
TITLE:	VHF POWER AMP BLOCK DIAGRAM
DOCUMENT #	SIZE: A
DATE:	NOVEMBER 10, 1998
REV:	A
SHEET:	1 of 1

BLOCK DIAGRAM

EMR Corporation, hereinafter called EMR, warrants that all equipment of its manufacture shall be free from defects in design, materials and workmanship for a period of 12 months from date of shipments unless otherwise covered by special warranty. If any such product, entirely or in part, fails to produce the performance set forth in the brochures, quotations or literature provided by EMR, such product will be replaced or repaired at EMR's expense provided that the failure was not the result of alternation, misuse, tampering, misapplication, shipping damage or vandalism. If a product failure is found to be the fault of EMR, costs of transportation to the EMR factory and return will be born by EMR. Should EMR supply components not of its own manufacture, but specified by a customer, the warranty shall reflect the original manufactures warranty, only.

It is understood that this statement constitutes EMR's entire and only warranty, there being no other warranties expressed or implied in law or in fact, including implied warranties of fitness. In no event shall EMR be liable for damages either direct or consequential, that may be occasioned by any defect in materials, workmanship or product support.

For service on this amplifier, contact:

EMR Corporation
22402 N. 19th Avenue
Phoenix, Arizona 85021
Tel: 602/581/2875 800/796/2875
E-mail: info@emrcorp.com
<http://www.emrcorp.com>
FAX: 602/582/9499

8

WARRANTY INFORMATION

