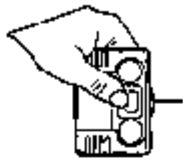
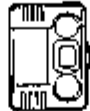
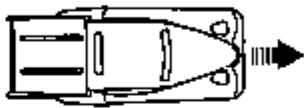


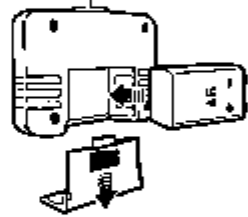
OPERATING INSTRUCTION



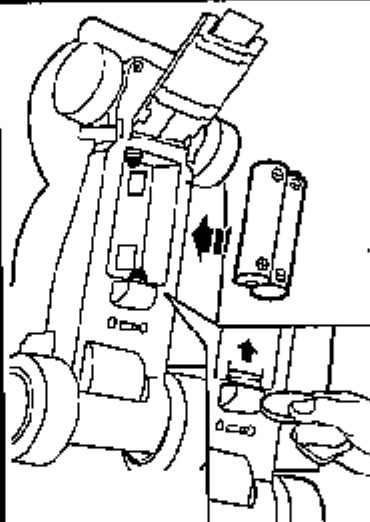
● PRESS BUTTON:
CAR GOES FORWARD.



● RELEASE BUTTON:
CAR TURNS REVERSE.



USE A COIN TO OPEN




YOUR HOT RODS PERFORMS BEST ON HARD, FLAT, UNCARPETED SURFACE.

USE 2 "AA" SIZE BATTERIES FOR CAR BODY (NOT INCLUDED).

USE 1 "9V" BATTERY FOR CONTROLLER (NOT INCLUDED).

ALKALINE BATTERIES RECOMMENDED.



MINOR VARIANCES MAY OCCUR IN ACTUAL PRODUCTION FROM ITI



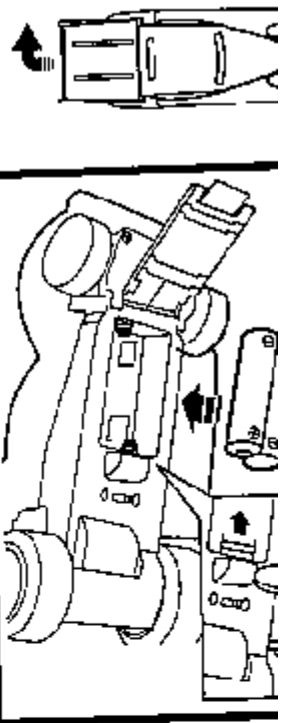
©1999 ECHO TOYS LTD. ALL RIGHTS RESERVED
8A & B, TAI PING INDUSTRIAL CENTRE,
BLOCK 1, 57 TING KOK ROAD, TAI PO, NT, HONG KONG.

Made in China for
Kmart Corporation
Toy, Michigan 48084

CAUTION:
DO NOT MIX ALKALINE, STANDARD
(CARBON-ZINC) OR RECHARGEABLE
(NICKEL-CADMIUM) BATTERIES.
DO NOT MIX OLD AND NEW BATTERIES.
OBSERVE CORRECT POLARITY.
REMOVE BATTERIES WHEN NOT IN USE.

2X

BUTTON:
NS REVERSE.



DS PERFORMS BEST ON HARD, FLAT/UNCARPETED SURFACE.

**SIZE BATTERIES FOR CAR BODY (NOT INCLUDED).
BATTERY FOR CONTROLLER (NOT INCLUDED).**

IE BATTERIES RECOMMENDED.

11999 ECHO TOYS LTD. ALL RIGHTS RESERVED
A & B, TAI PING INDUSTRIAL CENTRE,
LDCCK 1, 57 TING KOK ROAD, TAIPO, NT, HONG KONG.

Made In China for
Kinart Corporation
Troy, Michigan 48084

MINOR VARIANCES MAY OCCUR IN ACTUAL PRODUCTION FROM ITEMS DEPICTED.



CAUTION:
DO NOT MIX ALKALINE, STANDARD
(CARBON ZINC) OR RECHARGEABLE
(NICKEL-CADMIUM) BATTERIES.
DO NOT MIX OLD AND NEW BATTERIES.
OBSERVE CORRECT POLARITY.
REMOVE BATTERIES WHEN NOT IN USE.



**NO - 9
MADE**





DON'T THROW THE BOX AWAY, IF YOU DO NOT FIND AN INSTRUCTION SHEET INCLUDED, YOU MAY FIND THE INFORMATION ON THE BOX.

- Carefully read your operating instruction every time before you play with your HOT RODS.
- Check all batteries before installation. Replace all batteries if anyone is damaged.
- Observe correct polarity marking in battery compartment during installation.
- When you finish operating your HOT RODS, set the ON/OFF switch to OFF. This saves battery power.
- If your HOT RODS moves slowly, or does not move at all, replace the batteries with fresh ones.
- For better performance, hold transmitter antenna up-right and not pointing at the vehicle.
- If the motor runs, but the HOT RODS does not respond to the controller, replace the controller's 9-volt battery.
- When you're not planning to play with the HOT RODS for a few days, remove the batteries from the HOT RODS and the controller. Never leave weak or dead batteries in either unit. The batteries might leak damaging chemicals.
- Do not use the HOT RODS on a wet floor or in mud or sand. Never play in streets with traffic.
- If a CB transceiver is being operated nearby, it might interfere with your control of the HOT RODS. If this happens, move your HOT RODS to a new location or wait until the CB unit stops transmitting.
- **CAUTION:** The user that changes or modifications not expressly approved by the party responsible for compliance could void the user's authority to operate the equipment.