



國際電器認證中心有限公司 International Electrical Certification Centre Ltd.

提供電器產品測試國際認證及諮詢服務 Technical Services in Electrical Product Testing, International Certification & Information

FCC ID: HAP91143

Agent of 
Accredited Laboratory

Exhibit 5 - User's Manual

Head Office

Unit 602-605, 6/F., 31 Lok Yip Road, On Lok Tsuen, Fanling, NT, Hong Kong Tel (852) 2305 2570 Fax (852) 2756 4480
香港新界粉嶺安樂村樂業路31號6樓602-605室 電話 (852) 2305 2570 傳真 (852) 2756 4480

WILD STORMER

TM

TOYLAND DID RADIO CONTROL

OPERATING INSTRUCTION

YOUR WILD STORMER PERFORMS BEST ON HARD, FLAT, UNCARPETED SURFACES.

The diagram section is divided into three main parts:

- Top Section:** Shows a central 'STOP' position with arrows indicating forward, backward, and turning movements. Surrounding this are six smaller diagrams of the car in various orientations, each with a corresponding arrow indicating the direction of movement.
- Middle Section:** Two panels showing the car performing a wheelie and a jump, with arrows indicating the sequence of actions.
- Bottom Section:** Detailed diagrams of the battery compartment. It shows the 'ON/OFF SWITCH' being pressed and slid to the 'ON' position. A label points to the 'SECURE BATTERY CASE WITH LOCK'.

DON'T THROW THE BOX AWAY, IF YOU DO NOT FIND THE INFORMATION INCLUDED, YOU MAY FIND THE INFORMATION


- Carefully read your operating instruction every time before you play.
 - Check all batteries before installation. Replace all batteries if any are weak.
 - Observe correct polarity marking in battery compartment during installation.
 - When you finish operating your WILD STORMER, set the ON/OFF switch to the OFF position.
 - If your WILD STORMER moves slowly, or does not move at all, or if the motor runs, hold transmitter antenna up-right and re-align it.
 - For better performance, hold transmitter antenna up-right and re-align it.
 - If the motor runs, but the WILD STORMER does not respond to the transmitter, check the battery.
 - When you're not planning to play with the WILD STORMER for a long time, remove the battery and the transmitter. Never leave weak or dead batteries in the WILD STORMER and the transmitter. Never leave weak or dead batteries in the WILD STORMER on a wet floor or in mud or sand. Do not use the WILD STORMER in a wet floor or in mud or sand. If a CB transmitter is being operated nearby, it might interfere with the WILD STORMER. If this happens, move your WILD STORMER to a new location or turn it off.
 - Do not pick up your WILD STORMER while it is in motion. Keep the vehicle when the power switch is turned to the "ON" position.
 - Avoid fires contact on painted or varnished surfaces.
- CAUTION:** The user that changes or modifications not express compliance could void the user's authority to operate the equipment.

ALKALINE BATTERIES R

CAUTION: AVOID ALKALINE STANDARD BATTERIES. DO NOT RECHARGE OR REUSE RECHARGEABLE BATTERIES. DO NOT MIX ALKALINE BATTERIES WITH RECHARGEABLE BATTERIES. OBSERVE CORRECT POLARITY. REMOVE BATTERIES WHEN NOT IN USE.




©1998 ECHO TOYS LTD. ALL RIGHTS RESERVED
8A & B, TAI PING INDUSTRIAL CENTRE, BLOCK 1, 57 TING KOK ROAD, TAI PO, NT, HONG KONG.
MINOR VARIANCES MAY OCCUR IN ACTUAL PRODUCTION FROM ITEMS DEPICTED.



WILDCHEER PRO RADIO CONTROL

GETTING STARTED OPERATION INSTRUCTION



SERVED
BLOCK 1, 57 TING KOK ROAD, TAI PO, NT, HONG KONG.
UAL PRODUCTION FROM ITEMS DEPICTED.

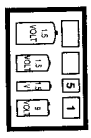
OPERATION INSTRUCTION
OPERATION INSTRUCTION

DON'T THROW THE BOX AWAY, IF YOU DO NOT FIND AN INSTRUCTION SHEET INCLUDED, YOU MAY FIND THE INFORMATION ON THE BOX.

- Carefully read your operating instruction every time before you play with your WILD STORMER.
 - Check all batteries before installation. Replace all batteries if any battery is damaged.
 - Observe correct polarity marking in battery compartment during installation.
 - When you finish operating your WILD STORMER, set the ON/OFF switch to OFF. This saves battery power.
 - If your WILD STORMER moves slowly, or does not move at all, replace the batteries with fresh ones.
 - For better performance, hold transmitter antenna up-right and not pointing at the vehicle.
 - If the motor runs, but the WILD STORMER does not respond to the transmitter, replace the transmitter's 9-volt battery.
 - When you're not planning to play with the WILD STORMER for a few days, remove the batteries from the WILD STORMER and the transmitter. Never leave weak or dead batteries in either unit. The batteries might leak damaging chemicals.
 - Do not use the WILD STORMER on a wet floor or in mud or sand. Never play in streets with traffic.
 - If a CB transmitter is being operated nearby, it might interfere with your control of the WILD STORMER. If this happens, move your WILD STORMER to a new location or wait until the CB unit stops transmitting.
 - Do not pick up your WILD STORMER while it is in motion. Keep hands, hair and clothing away from this vehicle when the power switch is turned to the "ON" position.
 - Avoid tires contact on painted or varnished surfaces.
- CAUTION:** The user that changes or modifications not expressly approved by the party responsible for compliance could void the user's authority to operate the equipment.

ALKALINE BATTERIES RECOMMENDED

CAUTION:
DO NOT MIX ALKALINE STANDARD
(CARBON-ZINC) OR RECHARGEABLE
BATTERIES WITH OTHER TYPES.
DO NOT MIX OLD AND NEW BATTERIES.
OBSERVE CORRECT POLARITY
MARKING SIGN WHEN NOT IN USE.



**NO.91143
MADE IN CHINA**