

OPERATING INSTRUCTION

The operating instructions are divided into several sections:

- Top Left:** Shows the battery compartment cover being removed and the battery cover being secured with a lock. Labels include "ON/OFF SWITCH" and "PRESS AND SLIDE TO OPEN".
- Top Right:** Shows the battery cover being locked. Label: "SECURE BATTERY CASE WITH LOCK".
- Middle Left:** Illustrates the car's movement directions: forward, backward, left turn, and right turn, each accompanied by a corresponding remote control button icon.
- Middle Right:** Shows the car's movement directions: forward, backward, left turn, and right turn, each accompanied by a corresponding remote control button icon.
- Bottom:** Shows the car's movement directions: forward, backward, left turn, and right turn, each accompanied by a corresponding remote control button icon.

YOUR WILD STORMER PERFORMS BEST ON HARD, FLAT, UNCARPETED SURFACE.

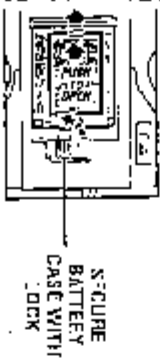
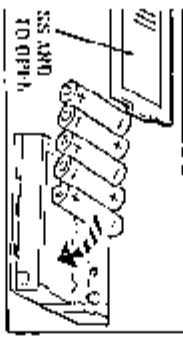
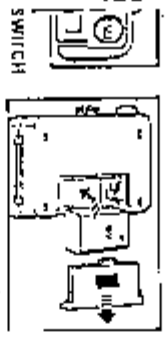
©1998 ECHO TOYS LTD. ALL RIGHTS RESERVED
8A & B, TAI PING INDUSTRIAL CENTRE, BLOCK 1, 57 TING KOK ROAD, TAI PO, NT, HONG KONG.
MINOR VARIANCES MAY OCCUR IN ACTUAL PRODUCTION FROM ITEMS DEPICTED.





WILD STORMER

DON'T THROW THE BOX AWAY, IF YOU DO NOT FIND AN INSTRUCTION SHEET INCLUDED, YOU MAY FIND THE INFORMATION ON THE BOX.



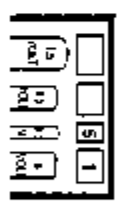
RED SURFACE

- Carefully read your operating instruction every time before you play with your WILD STORMER.
- Check all batteries before installation. Replace all batteries if any battery is damaged.
- Observe correct polarity marking in battery compartment during installation.
- When you finish operating your WILD STORMER, set the ON/OFF switch to OFF. This saves battery power.
- If your WILD STORMER moves slowly, or does not move at all, replace the batteries with fresh ones.
- For better performance, hold transmitter antenna up-right and not pointing at the vehicle.
- If the motor runs, but the WILD STORMER does not respond to the transmitter, replace the transmitter's 9-volt battery.
- When you're not planning to play with the WILD STORMER for a few days, remove the batteries from the WILD STORMER and the transmitter. Never leave weak or dead batteries in either unit. The batteries might leak damaging chemicals.
- Do not use the WILD STORMER on a wet floor or in mud or sand. Never play in streets with traffic.
- If a CB transceiver is being operated nearby, it might interfere with your control of the WILD STORMER. If this happens, move your WILD STORMER to a new location or wait until the CB unit stops transmitting.
- Do not pick up your WILD STORMER while it is in motion. Keep hands, hair and clothing away from this vehicle when the power switch is turned to the "CN" position.
- Avoid tires contact on painted or varnished surfaces.

CAUTION: The user that changes or modifications not expressly approved by the party responsible for compliance could void the user's authority to operate the equipment.

ALKALINE BATTERIES RECOMMENDED

CAUTION:
DO NOT MIX ALKALINE STRAINART
OR CARBON ZINC BATTERIES WITH
RECHARGEABLE BATTERIES.
DO NOT MIX OLD BATTERIES
WITH NEW BATTERIES.
DESERVE CORRECT MAINTENANCE.



NO.91143
MADE IN CHINA