

Important safety instruction

WARNING: To reduce the risk of fire or electric shock, do not expose this apparatus to rain or moisture.

Thank you for purchasing this Edifier product. For generations, Edifier tries to provide powered speaker products to satisfy the need of our end customers, even the most demanding ones. This product can add to your home entertainment, personal computer, and mini home theater great sound performance. Please read this manual carefully to obtain the best of this system.



The lightning flash with arrowhead inside the triangle, is intended to alert the user to the presence of un-insulated dangerous voltage within the product's enclosure that may be of a sufficient magnitude to constitute a risk of electric shock to persons.



To prevent the risk of electric shock, do not remove cover (or back). No user-serviceable Parts inside. Refer servicing to qualified Service personnel only.



The exclamation point inside the triangle is intended to alert the user to the presence of important operating and maintenance (servicing) instructions in the literature accompanying the product.

1. Read these instructions.
 2. Keep these instructions.
 3. Heed all warnings.
 4. Follow all instructions.
 5. Do not use this apparatus near water.
 6. Clean only with dry cloth.
 7. Do not block any ventilation openings. Install in accordance with the manufacturer's instructions.
 8. Do not install near any heat sources such as radiators, heat registers, stoves, or other apparatus (including amplifiers) that produce heat.
 9. Do not defeat the safety purpose of the polarized or grounding-type plug. A polarized plug has two blades with one wider than the other. A grounding type plug has two blades and a third grounding prong. The wide blade or the third prong are provided for your safety. If the provided plug does not fit into your outlet, consult an electrician for replacement of the obsolete outlet.
 10. Protect the power cord from being walked on or pinched particularly at plugs, convenience receptacles, and the point where they exit from the apparatus.
 11. Only use attachments/accessories specified by the manufacturer.
 12. Unplug this apparatus during lightning storms or when unused for long periods of time.
 13. Refer all servicing to qualified service personnel. Servicing is required when the apparatus has been damaged in any way, such as power-supply cord or plug is damaged, liquid has been spilled or objects have fallen into the apparatus, the apparatus has been exposed to rain or moisture, does not operate normally, or has been dropped.
 14. The MAINS plug or an appliance coupler is used as the disconnect device, the disconnect device shall remain readily operable
- Correct Disposal of this product. This marking indicates that this product should not be disposed with other household wastes throughout the EU. To prevent possible harm to the environment or human health from uncontrolled waste disposal, recycle it responsibly to promote the sustainable reuse of material resources. To return your used device, please use the return and collection systems or contact the retailer where the product was purchased. They can take this product for environmental safe recycling.

Note: The marking is located on the bottom enclosure of the speaker. There is a rechargeable Li-ion battery in the remote control. The battery shall not be exposed to excessive heat such as sunshine, fire or the like. Danger of explosion if the battery is incorrectly replaced.

Replace only with the same or equivalent type.

The MAINS plug or an appliance coupler is used as the disconnect device, the disconnect device shall remain readily operable

FCC Caution:

"Changes or modifications not expressly approved by the part responsible for compliance could void the user's authority to operate the equipment."

FCC statement:

"This device complies with Part 15 of the FCC Rules. Operation is subject to the following two conditions:

- (1) this device may not cause harmful interference, and
- (2) this device must accept any interference received, including interference that may cause undesired operation."

"This equipment has been tested and found to comply with the limits for a Class B digital device, pursuant to part 15 of the FCC Rules.

These limits are designed to provide reasonable protection against harmful interference in a residential installation. This equipment generates, uses

and can radiate radio frequency energy and, if not installed and used in accordance with the instructions, may cause harmful interference to radio

communications. However, there is no guarantee that interference will not occur in a particular installation.

If this equipment does cause harmful interference to radio or television reception, which can be determined by turning the equipment off and on, the

user is encouraged to try to correct the interference by one or more of the following measures:

- Reorient or relocate the receiving antenna.
- Increase the separation between the equipment and receiver.
- Connect the equipment into an outlet on a circuit different from that to which the receiver is connected.
- Consult the dealer or an experienced radio/TV technician for help."

IC statement:

This device complies with Industry Canada license-exempt RSS standard(s). Operation is subject to the following two conditions:

- (1) this device may not cause interference, and
- (2) this device must accept any interference, including interference that may cause undesired operation of the device. This Class **【B】** digital apparatus complies with Canadian ICES-003.

Cet appareil s'accorde avec Industrie Canada licence-exempte RSS standard.

- (1) cet appareil ne peut pas causer l'intervention, et
- (2) cet appareil doit accepter de l'intervention, y compris l'intervention qui peut causer l'opération non désirée de.

Cet appareil numérique de la classe B est conforme à la norme NMB-003 du Canada.



Use only with the cart, stand, tripod, bracket, or table specified by the manufacturer, or sold with the apparatus. When a cart is used, use caution when moving the cart/apparatus combination to avoid injury from tip-over.



Correct Disposal of this product. This marking indicates that this product should not be disposed with other household wastes throughout the EU. To prevent possible harm to the environment or human health from uncontrolled waste disposal, recycle it responsibly to promote the sustainable reuse of material resources. To return your used device, please use the return and collection systems or contact the retailer where the product was purchased. They can take this product for environmental safe recycling.



This equipment is a Class II or double insulated electrical appliance. It has been designed in such a way that it does not require a safety connection to electrical earth.

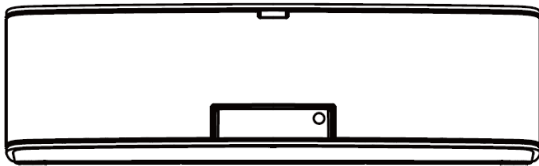


iF330BT


User Manual

Page 2 Unpack the Box

Box contents



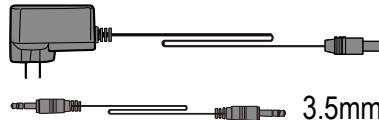
iF330BT



User Manual



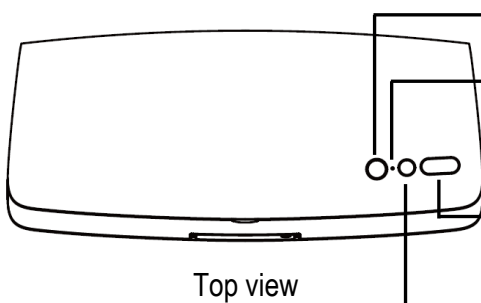
Remote control
(installed at the bottom of the speaker)



Power adapter (12V/20W)

3.5mm ~ 3.5mm audio cable

Page 3 Illustrations



Top view



Standby/ON

LED Indicator: Green: AUX input

Red: iPod/iPhone input

Blue: Bluetooth input




Vol.

Volume decrease / increase



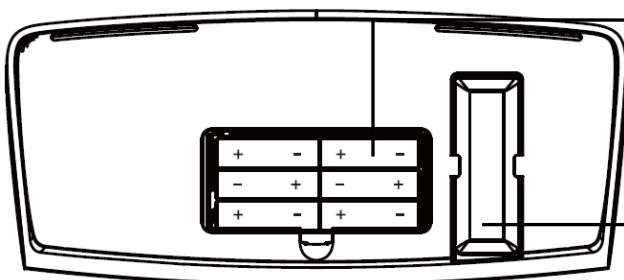
Press to select input mode: AUX- iPod/iPhone - Bluetooth



Rear view

AUX: AUX input (PC sound card, MP3/MP4 player etc.)

DC IN (12V): Connect to power adapter



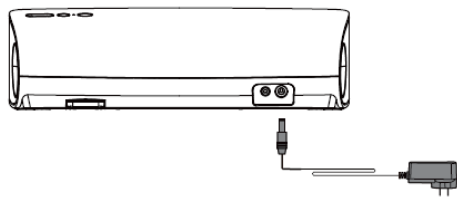
Bottom side

6 x AA type batteries (not included).
Ni-MH rechargeable batteries applicable.

Remote control storage



Power on

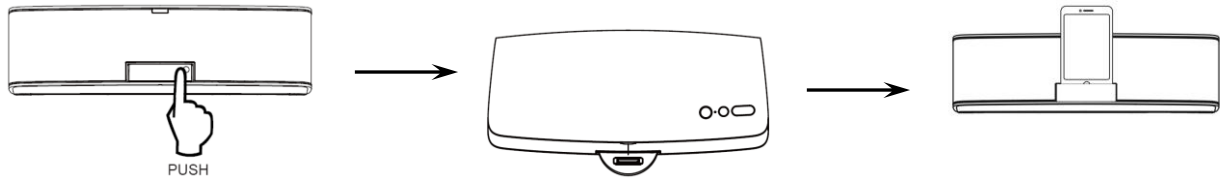
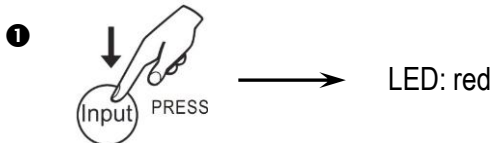


Connect the power adapter to the speaker, then to the wall socket. The system is on and the indicator is green. Or, insert the batteries into the unit and close the battery cover.



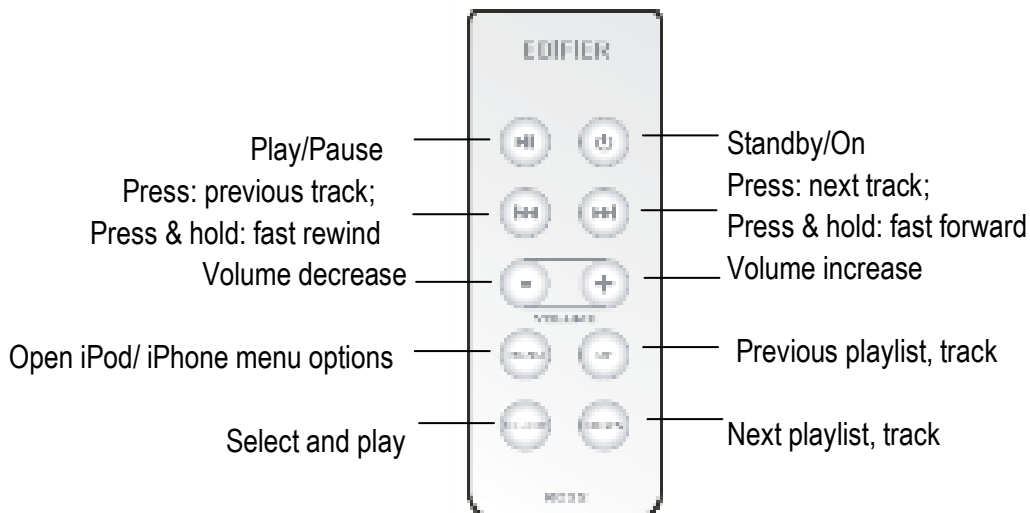
iPod
iPhone

iPod/iPhone input




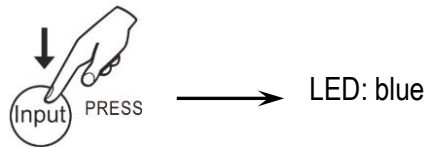
Swivel the docking stand out from the front of the unit. Dock your iPod/iPhone. Play the selected playlist. Adjust the volume to a desired level.

Available keys:



Bluetooth®

①



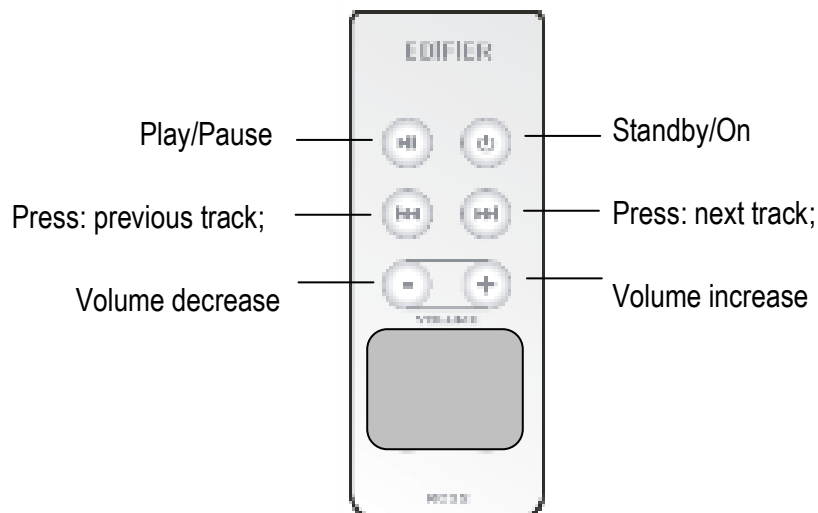
② Set your device (mobile phone, tablet device, MP3/MP4 player etc.) to search and select “EDIFIER iF330BT”. Pair your device with the “EDIFIER Bric BT”

③



Play the music on the paired device and adjust the volume to a desired level.

Available keys:



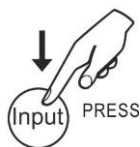
Note:

1. “Previous/Next track” are available only for devices that support AVRCP (Audio / Video Remote Control Profile).
2. When connecting to a Bluetooth device (e.g. mobile phone), please ensure the source device supports A2DP (Advanced Audio Distribution Profile).
3. PIN code for connection is “0000” if needed.



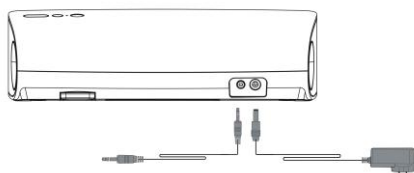
AUX input

1



LED: green

2



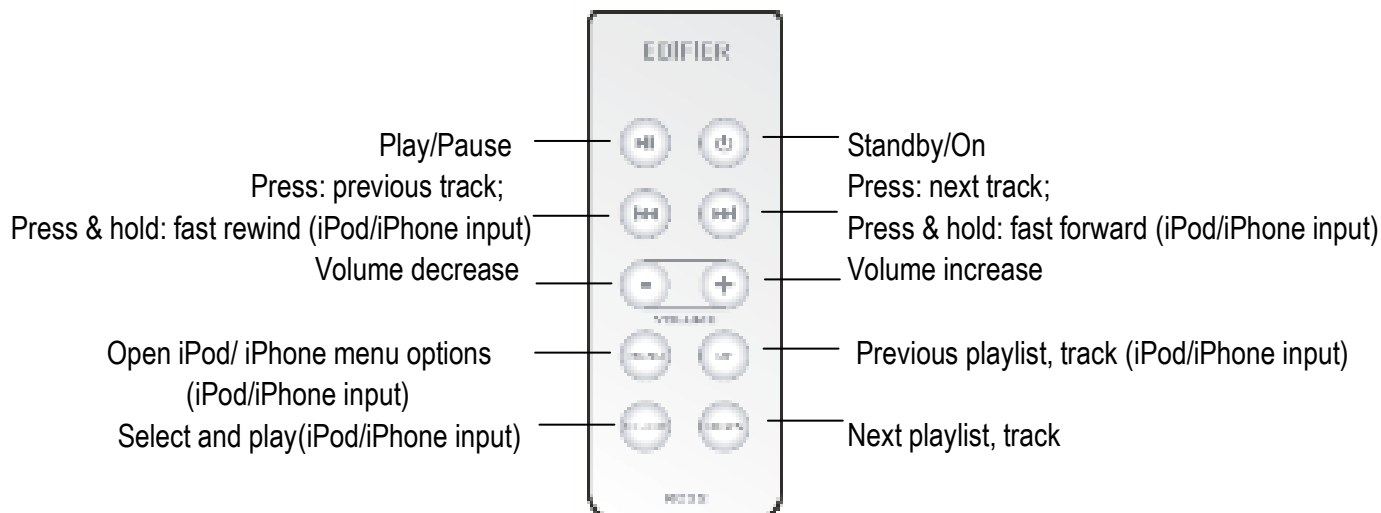
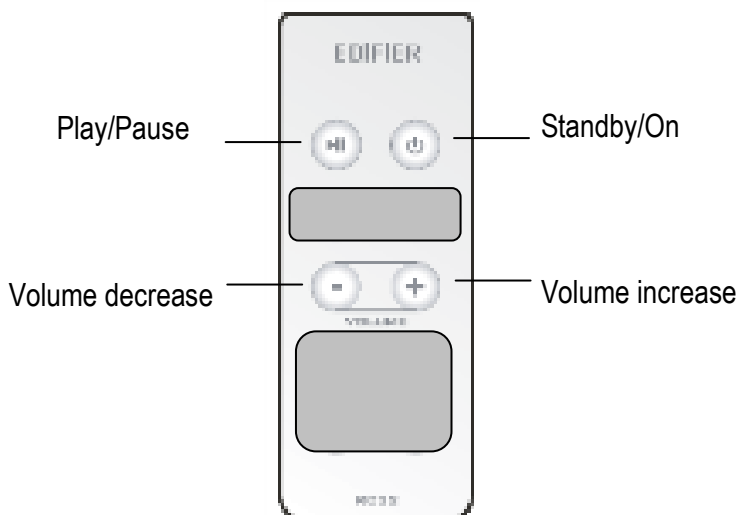
Connect the **AUX** on back panel to the external PC sound card, MP3/MP4 player or other audio source with the 3.5mm to 3.5mm audio cable.

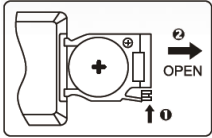
3



Play the connected device and adjust the volume to a desired level.

Available keys:





Battery loading: Please refer to the illustration on the right side to open the battery compartment, insert the included AA size, CR 2025 battery and close the compartment.

Note:

- Do not place the remote control in places that are hot and humid.
- Remove the batteries when unused for long period of time.
- The battery (battery or batteries or battery pack) should not be exposed to excessive heat such as direct sun, fire or similar.

Page 7 Specifications

Power output:	RMS 6W × 2 (THD+N=10%, $f_0=1\text{KHz}$, DRC off)
Signal to noise ratio:	≥80 dBA
Distortion:	≤ 0.5% (@ $\frac{1}{2}$ output)
Frequency response:	200Hz~20KHz (@ $\pm 6\text{db}$)
Input type:	AUX/iPod/iPhone/Bluetooth
Input sensitivity:	iPod: 800 mV ± 50mV (THD+N=1%)
Adjustment:	Buttons on the top of speaker, remote control
Speaker unit:	2 $\frac{3}{4}$ inch (70mm), magnetically shielded, 8ohm
Dimension:	300(W) × 90(H) × 133(D) mm
Net Weight:	Approx. kg
Gross Weight:	Approx. kg

Page 8 Trouble shooting

Not all speakers function:

Please first check if the speaker wires are connected securely; then check if the Line-in connectors are reversed; check also if the audio source is at fault.

One satellite speaker does not function when playing CD from computer:

This kind of phenomena is prone to happen on new computer systems that one satellite does not function when playing CD, but system works fine when playing WAV formatted files. This is mainly due to the fault connection of CD-ROM and sound card, that one channel of signal is shorted to the ground. Please refer to the manual of CD-ROM and sound card to adjust the wire connection.

System does not work at all:

1. Please check if power is connected, and if the wall outlet is switched on.
2. Please check if the amplifier is still in STBY mode.
3. Please check if the master volume is turned to minimum.
4. Please check if the audio input cable is connected correctly.
5. Please check if there is signal from audio source.

Noise coming from speakers:

Amplifier circuitry of this product generates little noise, while the background noise of some VCD/DVD player or computer sound card are too high. Please keep the system in active mode and remove the audio source, if no

sound can be heard at 1 meter away from the system, then there is no problem with this product.

Magnetic interference:

This system is complete magnetically shielded, and can be placed near TV or monitor.

But since magnet of the subwoofer driver is large, some magnetism leakage is inevitable when the system is too close to the monitor, and it is recommended to keep a 1 meter distance between the speaker system and monitor or TV set.

If you have any further questions or concerns regarding Edifier Products:

Please visit our website at: www.edifier.com, or email Edifier Support for further assistance

at: main@edifier.com, If you prefer, you may contact us by phone, Toll Free: 1-877-EDIFIER (334-3437).