

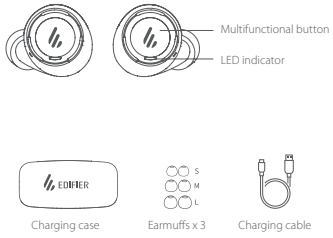





↓ 底面 ↓	↓ 封面 ↓	↓ 第一页 ↓					
<p>EDIFIER International Limited www.edifier.com ©2018 Edifier International Limited. All rights reserved. Printed in China</p> <p>NOTICE: For the need of technical improvement and system upgrade, information contained herein may be subject to change from time to time without prior notice.</p> <p>Products of EDIFIER will be customized for different applications. Pictures and illustrations shown on this manual may be slightly different from actual product. Picture for reference only, actual product prevails. V1.0 IB-200-T00050-00</p>	 <p>TWS5 Truly Wireless Stereo Earbuds</p> 	<p>Product Description and Accessories</p>  <p>There are different sizes of earmuffs attached in the package, please select the suitable ones to wear.</p>	<p>Operational Guide</p> <ul style="list-style-type: none"> Headphones Charging During using, if only red light flashes, it indicates the headphones are at low battery level, please use them after fully charged. Charging: place the headphones into the charging case Red light lit = charging red light off =fully charged Charging time: about 2 hours for a full charging Charging Case Charging Green lights of the charging case indicate battery level capacity: When the green lights are all lit, the charging case can charge headphones three times; When only the leftmost green light is lit, it indicates the charging case is at low battery level, please charge it in time; the green lights will be all lit when fully charged.  <p>Warning: The rechargeable batteries that provide power for this product must be disposed properly for recycling. Do not dispose of batteries in fire to prevent an explosion.</p>	<ul style="list-style-type: none"> Power ON/OFF <ol style="list-style-type: none"> Power on: take headphones out from the charging case, they will turn on automatically; Power off: place headphones into the charging case, they will turn off automatically; Bluetooth Connection <ol style="list-style-type: none"> Two Headphones Mode <ul style="list-style-type: none"> Open the charging case to take two headphones out; they will automatically turn on and make interconnection; Press and hold the multifunctional button of the left headphone to enter pairing state, red and blue light flashing rapidly; Set mobile phone to search for and connect to "EDIFIER TWSS", after pairing is successful, blue light will flash slowly. One Headphone Mode If use one headphone only, please take the left or right headphone out from the charging case, and refer to the procedures mentioned in "Two Headphones Mode" to pair it with mobile phone. 	<ul style="list-style-type: none"> TWS Pairing and Connection of the Left and Right Headphones The left and right headphones have finished TWS pairing before leaving the factory. If the wireless connection fails to resume, please follow the steps below to re-pair: <ul style="list-style-type: none"> When there is no TWS connection, separately double press the multifunctional button of the left and right headphone to enter TWS pairing state, blue light flashing rapidly; After pairing is done, blue lights of the left and right headphones will flash slowly. 	<p>Functional Operation Instructions</p> <ul style="list-style-type: none"> Music Playback Mode Call Mode <p>• To clear pairing records with mobile phone: when without Bluetooth or TWS connection, press and hold the multifunctional button for 8 seconds. • To disconnect connection with mobile phone: when the phone is connected, no music is played and with no call, press and hold the multifunctional button for 3 seconds.</p>	

<p>FAQs</p> <p>Red light instead of blue light flashes.</p> <ul style="list-style-type: none"> The headphones are at low battery level, please recharge the headphones. <p>Red light is off during charging.</p> <ul style="list-style-type: none"> Please ensure the headphones are correctly placed into the charging case. When the headphones are not used for long periods of time, the battery will enter sleep state, it needs to charge about 30 minutes and then the red light will be lit. <p>No sound</p> <ul style="list-style-type: none"> Check if the headphones are operating. Check if the headphones volume is at an appropriate level. Check if the headphones are correctly connected with mobile phone. Check if the headphones are operating within a normal working range. <p>Call effect of the headphones is bad.</p> <ul style="list-style-type: none"> Check if mobile phone is in an area with strong signal. Please ensure the headphones are within effective distance (10m) and no obstacle between the headphones and mobile phone. <p>When playing music, cannot control pause/play/previous track/next track via headphones.</p> <ul style="list-style-type: none"> Please ensure the paired device support AVRCP (Audio/Video Remote Control Profile) profile. 	<p>Maintenance</p> <p>During using, please read the following advices carefully.</p> <ul style="list-style-type: none"> Keep the product away from humid places to avoid affecting internal circuit. Do not use the product during intense exercise or with much sweat to prevent sweat from dropping into the product to make damage. Do not put the product in places exposed to sun or with high temperature. High temperature will shorten service life of electronic components, damage battery and deform plastic components. Do not put the product in cold places to avoid damaging internal circuit board. Do not dismantle the product. Non-professional personnel may damage the product. Do not drop, strongly vibrate, strike the product with hard object to avoid damaging internal circuit. Do not use drastic chemicals or cleaner to clean the product. Do not use sharp objects to scratch product surface to avoid damaging shell and affecting looking. <p>If the product cannot operate properly, please send it to your qualified maintenance agency.</p>	<p>CAUTION</p> <p>Danger of explosion if battery is incorrectly replaced. Replace only with the same or equivalent type.</p> <p>A warning that batteries (battery pack or batteries installed) shall not be exposed to excessive heat such as sunshine, fire or the like.</p>  <ul style="list-style-type: none"> To prevent possible hearing damage, do not listen at high volume levels for long periods.* Fully understand user manual before use.* Ensure your player at low volume levels or power off before you leaving.*  <p>Correct Disposal of this product. This marking indicates that this product should not be disposed with other household disposal, recycle it responsibly to promote the sustainable reuse of material resources. To return your used device, please use the return and collection systems or contact the retailer where the product was purchased. They can take this product for environmental safe recycling.</p>	<p>FCC statement: *This device complies with Part 15 of the FCC Rules. Operation is subject to the following two conditions: (1) this device may not cause harmful interference, and (2) this device must accept any interference received, including interference that may cause undesired operation.* IC statement: CAN ICES-3(B)/NMB-3(B) FCC ID: Z9C-EDF81 IC: 10044A-EDF81</p> <p>WARNING! Danger of explosion if the battery is incorrectly replaced. Replace only with the same or equivalent type. For products with removable battery, the battery must be properly recycled or disposed. For products with built-in battery, disassembling is prohibited. Never disassemble, hit with force, squeeze batteries or dispose of batteries in fire. Do not expose batteries in conductive materials, liquid, fire or heat. Do not let metal object contact two battery poles. If the battery looks swollen, leaking, discolored, having odor or any abnormal appearance, stop using it. Do not use the battery after immersed in water. Improper use of battery may lead to explosion or leakage, causing skin burn or other injuries; in the event of battery leakage, handle it with care and immediately dispose of the battery in the manner in compliance with applicable laws and regulations in your locality.</p>	<p>EN - Warning!</p> <p>To guarantee your personal safety, please do not wear or keep earphones in the vicinity (closer than 10cm) of a pacemaker.</p> <p>Do not insert plug into electric sockets.</p> <p>Supervise children when using the equipment, the product is not a toy.</p> <p>Earphone listening at high volume levels – particularly, over extended periods of time – may damage your hearing.</p> <p>The operation of switches on your hi-fi system or plugging in the earphones may cause clicks which at high volume setting may affect your hearing. Therefore, always set the volume control to minimum before switching between different sources (tuner, turntable, CD player, etc.) or plugging in the earphones.</p> <p>For traffic safety, do not use earphones while driving or cycling.</p>	<p>CN · 安全注意事项!</p> <p>為保證您的人身安全，請勿將該耳機佩戴或放置在離心臟起搏器過近的位置（小於10CM）。</p> <p>請勿將插頭插入電源插座。</p> <p>兒童應在成人監督下使用本設備，本產品並非玩具。</p> <p>在高音量下使用耳機——特別是長時間使用——可能會對您的聽力造成損傷。</p> <p>操作高保真音響開關或插入耳機時可能會發出尖利的聲音，其在大音量設置下可能會影響您的聽力。因此，在切換各種音源或插入耳機前，請將音量控制設置為最低。</p> <p>為交通安全起見，駕駛時或騎自行車時請勿使用耳機。</p>	<p>FR · Conseils de Sécurité!</p> <p>Pour votre sécurité, ne portez pas et ne posez pas ce casque à proximité immédiate (moins de 10 cm) d'un pacemaker.</p> <p>Ne pas introduire la fiche à jack dans des prises de courant.</p> <p>Surveillez vos enfants s'ils utilisent l'appareil. Ce produit n'est pas un jouet.</p> <p>Un casque d'écoute utilisé à un volume élevé risque de provoquer de troubles de l'audition, en particulier s'il est porté de façon prolongée.</p> <p>Lorsque vous procédez à un réglage sur votre installation hi-fi ou que vous branchez le casque sur l'installation, des bruits dangereux pour l'oreille peuvent se produire si le son est réglé sur un volume élevé. Pour cette raison, il faut toujours mettre le son au minimum avant de passer d'une source à l'autre (radio, platine, lecteur de CD...) ou de brancher le casque.</p> <p>Pour ne pas mettre en danger votre sécurité au volant ni celle des autres usagers de la route, n'utilisez jamais le casque lorsque vous conduisez ou que vous roulez à vélo.</p>
---	--	---	--	--	--	--

<p>IT - Attenzione!</p> <p>Al fine di garantire la sicurezza personale, fare attenzione che queste cuffie non siano posizionate in prossimità del proprio eventuale pace maker (con una distanza inferiore a 10 cm).</p> <p>Non introdurre la spina jack in una presa sotto tensione.</p> <p>Sorvegliare i bambini quando utilizzano il dispositivo. Questo apparecchio non è un giocattolo.</p> <p>L'utilizzo delle cuffie ad alto volume, soprattutto se prolungato, può danneggiare l'udito.</p> <p>Maneggiare le manopole del Vostro sistema hi-fi o inserire le cuffie quando il volume è troppo alto, potrebbe produrre dei rumori che potrebbero danneggiare l'udito, soprattutto se il volume è alto. Si consiglia pertanto di regolare il volume al minimo prima di passare da una fonte all'altra (radio, giradischi, lettore CD, ecc.) o prima di collegare le cuffie.</p> <p>Per la sicurezza nel traffico, si prega di non usare mai le cuffie mentre si guida o si va in bicicletta.</p>	<p>ID · Peringatan!</p> <p>Untuk menjamin keselamatan diri Anda, jangan memakai atau menyimpan earphone di sekitar (dekat dari 10 cm) alat pacu jantung.</p> <p>Jangan masukan steker ke stopkontak listrik.</p> <p>Awasi anak-anak saat menggunakan peralatan, produk ini bukan mainan.</p> <p>Mendengarkan earphone pada tingkat volume tinggi – khususnya, selama waktu yang lama – dapat merusak pendengaran Anda.</p> <p>Penggunaan sakelar pada sistem hi-fi Anda, atau penyumbatan pada earphone dapat menimbulkan klik yang pada pengaturan volume tinggi dapat memengaruhi pendengaran Anda. Karena itu, selalu mengatur kontrol volume paling rendah sebelum beralih di antara berbagai sumber (penala, pemutar perintang hitam, pemutar CD, dll) atau penyumbatan pada earphone.</p> <p>Untuk keselamatan lalu lintas, jangan gunakan earphone selama mengemudi atau berkendara.</p>	<p>NL · Waarschuwing!</p> <p>Om uw persoonlijke veiligheid te garanderen, dient de koptelefoon niet te worden bewaard of gedragen in de buurt van (minder dan 10 cm) een pacemaker.</p> <p>Steek de stekker in een stopcontact.</p> <p>Houd toezicht op kinderen tijdens het gebruik van het apparaat; dit product is geen speelgoed.</p> <p>Luisteren met de koptelefoon op hoog volume – met name gedurende een langere periode – kan leiden tot schade aan uw gehoor.</p> <p>De bediening van de schakelaars op uw hifysysteem of het insteken van uw koptelefoon kan leiden tot harde klikgeluiden wat uw gehoor kan aantasten. Om deze reden dient de volumeknop altijd op een minimum te worden geschakeld, voordat er tussen de verschillende bronnen (tuner, draaitafel, cd-speler, enz.) wordt geschakeld of de koptelefoon wordt aangesloten.</p> <p>Met het oog op verkeersveiligheid dient de koptelefoon niet te worden gebruikt tijdens het rijden of fietsen.</p>	<p>KR · 경고!</p> <p>안전상의 이유로, 이 헤드폰은 심장박동 조절장치 근처 (10cm 이내) 에 두어서는 안됩니다.</p> <p>잭 플러그를 전류가 흐르는 소켓에 삽입하지 마십시오.</p> <p>어린이가 헤드폰을 사용할 때는 보호자의 주의 깊은 관찰 이 필요합니다. 이 제품은 장난감이 아닙니다.</p> <p>헤드폰을 높은 볼륨상태에서 특히 장기간 사용할 경우 청 각에 해가 될수 있습니다.</p> <p>하이피 오디오 시스템상에서 스위치를 바꾸거나 헤드 폰을 하이피 오디오 시스템에 연결할 경우, 높은 볼륨상 태에서는 청각에 해를 줄수 있는 클릭소리가 날수 있습니다. 그러므로 하이피 오디오 시스템상의 한 소스(기)에 서 다른 소스(기) (라디오, 레코드 플레이어, CD-플레이어...) 를 선택하거나 헤드폰을 연결시킬 경우에는 항상 볼륨을 초저상태로 조정해 놓으십시오.</p> <p>여러분의 운전상태와 다른 운전자들의 안전을 보호하기 위해 운전 중이거나 자전거를 타고 이동할 시에는 헤드폰 착용을 삼가 해 주십시오.</p>	<p>DE · Sicherheitshinweis!</p> <p>Um Ihre persönliche Sicherheit zu garantieren, achten Sie bitte darauf, dass dieser Kopfhörer nicht in nächster Nähe (näher als 10cm) zu Ihrem Herzschrittmacher getragen oder auf-bewahrt wird.</p> <p>Klinkenstecker nicht in stromführende Buchsen einführen.</p> <p>Beaufsichtigen Sie ihre Kinder bei der Benutzung des Geräts. Das Produkt ist kein Spielzeug.</p> <p>Die Verwendung von Kopfhörern kann bei großer Lautstärke – vor allem im Dauerbetrieb – zur Schädigung des Gehörs führen.</p> <p>Bei Umschaltvorgängen an Ihrer Hi-Fi-Anlage oder bei Anschluss des Kopfhörers an die Anlage können Knackgeräusche auftreten, die bei hoher Lautstärke das Gehör beeinträchtigen.Drehen Sie daher den Lautstärkereger immer auf Minimum, wenn Sie an Ihrer Hi-Fi-Anlage zwischen verschiedenen Quellen (Radio, Plattenspieler, CD-Player ...) wählen oder den Kopfhörer anschließen.</p> <p>Um Ihre Fahrtüchtigkeit und die Sicherheit anderer Verkehrsteilnehmer nicht zu gefährden, verwenden Sie Kopfhörer keinesfalls beim Lenken eines Kfz oder beim Radfahren.</p>	<p>ES · ¡Atención!</p> <p>Por su propia seguridad, procure no llevar ni guardar estos auriculares muy cerca de su marcapasos (a menos de 10cm).</p> <p>No introducir el conector Jack en los casquillos conductores de corriente.</p> <p>Vigile a sus hijos al utilizar el equipo. Este producto no es un juguete.</p> <p>La utilización de auriculares a un volumen muy alto – sobre todo al utilizarlos durante largos periodos – puede conducir al deterioro del oído.</p> <p>Al operar los interruptores de su sistema HiFi o al conectar los auriculares al sistema puede hacer clic, lo que a un volumen muy alto puede deteriorar el oído. Por lo tanto disminuya el nivel de volumen al mínimo al seleccionar entre diferentes fuentes (radio, tocadiscos, reproductor de CD...) en su sistema HiFi o al conectar los auriculares.</p> <p>Para no poner en peligro ni su capacidad de conducir, ni la seguridad de otros usuarios de la vía pública, no utilice en ningún caso sus auriculares al conducir un vehículo o al andar en bicicleta.</p>	<p>RU · Предупреждение!</p> <p>В целях гарантии вашей безопасности просим не надевать и не держать наушники вблизи (ближе 10 см) кардиостимулятора.</p> <p>Запрещается вставлять штекер в электрические розетки.</p> <p>При использовании прибора присматривайте за детьми, так как это оборудование не является игрушкой.</p> <p>Прислушивание музыки через наушники на высокой громкости, особенно длительное время, может навредить вашему слуховому аппарату.</p> <p>Включение и выключение переключателей на высококачественной системе воспроизведения или подключение наушников может привести к возникновению щелчков, которые на высокой громкости могут нанести вред вашему слуховому аппарату. Таким образом, всегда устанавливайте громкость на минимальный уровень, прежде чем производить переключение между различными источниками (тuner, диск проигрывателя, CD-проигрыватель и т.д.) или подключать наушники к системе.</p> <p>Для безопасности дорожного движения не используйте наушники во время езды на велосипеде и вождения автомобиля.</p>
---	--	---	---	---	--	--

<p>SA · تحذیر!</p> <p>لضمان سلامتك الشخصية، يرجى عدم ارتداء سماعات الرأس أو الاحتفاظ بها بالقرب من (أقرب من 10 سم) جهاز تنظيم ضربات القلب.</p> <p>لا تدخل القابس في مأخذ كهربائية.</p> <p>احرص على الإشراف على الأطفال عند استخدام الجهاز، فالمنتج ليس لعبة.</p> <p>الاستماع من خلال سماعات الأذن عند مستويات الصوت العالية، خاصة على مدى فترات طويلة، قد يضر بسمعك.</p> <p>تشغيل المفاتيح في نظام واي فاي الخاص بك أو إدخال سماعات الرأس قد يسبب تفرات والتي قد تؤثر على سمعك في مستويات الصوت العالية.</p> <p>لذلك، قم دائما بضبط زر التحكم في مستوى الصوت على الحد الأدنى قبل التبديل بين المصادر المختلفة (مؤلف، قرص دوار، مشغل أقراص مموجة، إلخ) أو عند توصيل سماعات الرأس.</p> <p>من أجل السلامة المرورية، لا تستخدم سماعات الرأس أثناء القيادة أو راوب الدراجات.</p>	<p>JP · 安全指摘事項!</p> <p>安全のために、このヘッドフォン-スマ-カの近く(10cm 以内) で使用または保管することは避けてください。</p> <p>差し込プラグをコンセントに差し込まないようにしてください。</p> <p>お子様が使用になる場合は、必ず大人が付き添って ください。本製品は玩具ではありません。</p> <p>大きな音量のヘッドフォンの使用は、特に長時間使用する場合において聴覚障害の原因となる恐れがあります。</p> <p>HiFi機器の切り替え時、あるいは機器にヘッドフォンを接続する際に、音量が大きい場合にはガリガリという 騒音が発生し、聴覚に悪影響を与える恐れがあります。HiFi機器で各ソース(ラジオ、レコードプレーヤー、CDプレーヤー...) を選ぶ際、あるいはヘッドフォンを接続する際には、音量のつまみを常に最少にしてください。</p> <p>安全なドライブ、そして他の運転手の安全のためにも、お車を運転する場合、あるいは自転車に乗る場合にはヘッドホンは絶対に使用しないでください。</p>	<p>PL · Ostrzeżenie!</p> <p>Aby zapewnić sobie bezpieczeństwo, nie należy nosić ani trzymać słuchawek w pobliżu (w odległości mniejszej niż 10cm) od rozrusznika serca.</p> <p>Nie wkładać wtyczki do gniazdka elektrycznego.</p> <p>Nadzorować dzieci podczas korzystania ze sprzętu, produkt to nie zabawka.</p> <p>Słuchanie w słuchawkach przy wysokich poziomach głośności, szczególnie przez długie okresy czasu, może spowodować uszkodzenie słuchu.</p> <p>Działanie przełączników w systemie hi-fi lub podłączanie słuchawek mogą powodować mocne impulsy dźwiękowe, które przy dużej głośności mogą powodować pogorszenie słuchu. Dlatego należy zawsze ustawiać głośność na minimalnym poziomie przed przełączeniem między różnymi źródłami dźwięku (tunerem, gramofonem, odtwarzaczem CD itp.) lub podłączeniem słuchawek.</p> <p>Dla zachowania bezpieczeństwa jazdy nie należy używać słuchawek podczas prowadzenia samochodu czy jazdy na rowerze.</p>	<p>DK · Advarsel!</p> <p>For at garantere din personlige sikkerhed, skal du ikke bære eller holde hovedtelefonerne i nærheden (tættere end 10 cm) af en pacemaker.</p> <p>Indsæt ikke stikket i stikontakter.</p> <p>Overvåge barn ved brug af udstyr, produktet er ikke legetøj.</p> <p>Hovedtelefon lytte ved høje lydstyrer Navnlig glæder over længere perioder - kan høreskader.</p> <p>Driften af kontakter på din hi-fi-system eller tilslutte hovedtelefonerne kan forårsage klik der på volumen indstilling højt kan påvirke hørelsen. Derfor altid indstiller lydstyrken til minimum, før der skiftes mellem forskellige kilder (tuner, pladespiller, CD-spiller, etc.) eller tilslutte hovedtelefonerne.</p> <p>For trafikikkerheden, ikke anvendes under kørsel eller cykling.</p>	<p>PT · Aviso!</p> <p>Para garantir a sua segurança pessoa, não use nem guarde os auriculares próximo (a uma distância de menos de 10cm) de um pacemaker.</p> <p>Não insira uma ficha em tomadas elétricas.</p> <p>Supervisione as crianças quando estiverem a usar o equipamento, uma vez que o produto não é um brinquedo.</p> <p>A audição através de auriculares com um volume alto – especialmente, durante muito tempo – poderá prejudicar a sua audição.</p> <p>O funcionamento dos interruptores no seu sistema hi-fi ou a ligação dos auriculares à ficha poderá dar origem a cliques, os quais, se possuírem uma definição de volume alta, podem afetar a sua audição. Assim, defina sempre o controlo de volume para um nível mínimo antes de alternar entre fontes diferentes (sintonizador, prato, leitor de CD, etc.) ou de ligar os auriculares à ficha.</p> <p>Para segurança de tráfego, não use os auriculares enquanto conduzir ou andar de bicicleta.</p>
--	---	--	---	--