

MerchSource User Guide

V. 0.9

LITERATI BLACK

Table of Contents

1	WELCOME TO YOUR EREADER	4
1.1	GETTING STARTED WITH YOUR EREADER.....	4
2	SETTING UP YOUR EREADER	5
3	NAVIGATING YOUR EREADER.....	7
3.1	USING THE DIRECTIONAL PAD	8
3.2	USING THE MENU BUTTON.....	8
4	THE I’M READING PAGE	10
4.1	NAVIGATING YOUR I’M READING LIST	10
4.2	REMOVING ITEMS FROM I’M READING.....	10
5	YOUR BOOKS PAGE	11
5.1	NAVIGATING YOUR BOOKS LIST.....	11
5.2	CHANGING THE BOOKS PAGE SORT ORDERING.....	12
5.3	CHANGING THE DISPLAY OF YOUR BOOKS	12
6	READING YOUR EBOOKS	13
6.1	BOOKMARKING	13
6.2	NAVIGATING YOUR EBOOK.....	14
6.3	CHANGING YOUR READING PREFERENCES	14
6.4	EBOOK OVERVIEW.....	15
6.5	EBOOK TABLE OF CONTENTS.....	16
7	SYNCING YOUR EREADER USING Wi-Fi	17
8	Using the Kobo eBook Store.....	19
8.1	To navigate the store.....	19
8.2	Purchasing a Book	20
8.3	Viewing your account preferences.....	22
9	MANAGING YOUR SETTINGS.....	24
9.1	SETTINGS OVERVIEW	24
9.2	DATE & TIME SETTINGS	26
9.3	WI-FI SETTINGS.....	27
9.4	ADVANCED SETTINGS	28

10	ABOUT THE KOBO EREADER.....	29
10.1	DESIGN	29
10.2	ENGINEERING	29
11	Licenses - LGPL.....	30
11.1	GNU Lesser General Public License	30
11.2	Preamble.....	30
11.3	TERMS AND CONDITIONS FOR COPYING, DISTRIBUTION AND MODIFICATION.....	33
11.4	NO WARRANTY	40
12	Licenses - GPL.....	42
12.1	The GNU General Public License (GPL)	42
12.2	Preamble.....	42
12.3	TERMS AND CONDITIONS FOR COPYING, DISTRIBUTION AND MODIFICATION.....	43
12.4	NO WARRANTY	48
13	Licenses - MIT	49
13.1	Expat XML Parser.....	49
13.2	libxml2	49
14	Licenses - BSD	51
15	Federal Communication Commission Interference Statement	52
16	Industry Canada Statement	53
16.1	IC Radiation Exposure Statement:.....	53

1 WELCOME TO YOUR EREADER

Thank you for purchasing your eReader. We'd like to introduce you to your eReader by providing a brief overview and highlighting the basic features of your new device.

You can exit this Help Guide by using the button labeled "BACK" on the device. To turn to the next page, click right on the Directional Pad.

1.1 GETTING STARTED WITH YOUR EREADER

This user guide will get you up and running quickly. Your eReader ships with a partially charged battery. Use the supplied power adapter to start charging your eReader.

CAUTION

There is a risk of explosion if the battery is replaced with an incorrect type. We have sealed the battery for your own safety. Please remember to follow local/state guidelines for disposal of used batteries.

2 SETTING UP YOUR EREADER

1. Charge your eReader

Using the supplied power adapter, plug in your eReader to charge.

2. Setup your Wireless Internet Connection

Open the Menu by pressing the “Menu” button. Using the Directional Pad (D-Pad), navigate and click the “Settings” menu. In the “WiFi Settings” Page navigate and click on the “Turn On WiFi”.

3. Create a FREE Account or Sign In to Your Existing Account

Click the “Menu” button. Using the D-Pad, navigate and click the “Settings” menu. In the “Settings Overview” page:

- **Sign in now?** If you already have a Kobo account, you can sign in using your existing username and password.
- **Create an account:** If you are new to Kobo, you can create an account. Simply follow the instructions in the Create Account window.

4. Alternatively, Download the Kobo Desktop Application

You can also use the included Kobo Desktop Application to purchase and sync books from kobobooks.com. Ensure your computer is online and connected to the Internet. Plug your eReader into your computer using the supplied USB cable, the installation will begin.

- **Windows XP/Vista/7:** Follow the prompt instructions to open the eReader’s folder. Open the “Desktop Installers” folder. Find the “Windows” folder and double-click the “DesktopInstaller.exe” file inside. Follow the instructions to download and install the latest version of the Kobo Desktop Application.
- **Mac OS X:** The eReader will mount in your Finder application. Open the “Desktop Installers” folder. Find the “Mac OS X” folder and double-click the “DesktopInstaller.app” file inside. This will download the latest version of the Kobo Desktop Application for Mac OS X. Follow the onscreen instructions to install the software by dragging-and-dropping the Kobo Desktop Application to your Applications folder.

5. Open the Kobo Desktop Application and Create a FREE Account or Sign In to Your Existing Account

Once installed, open the Kobo Desktop Application:

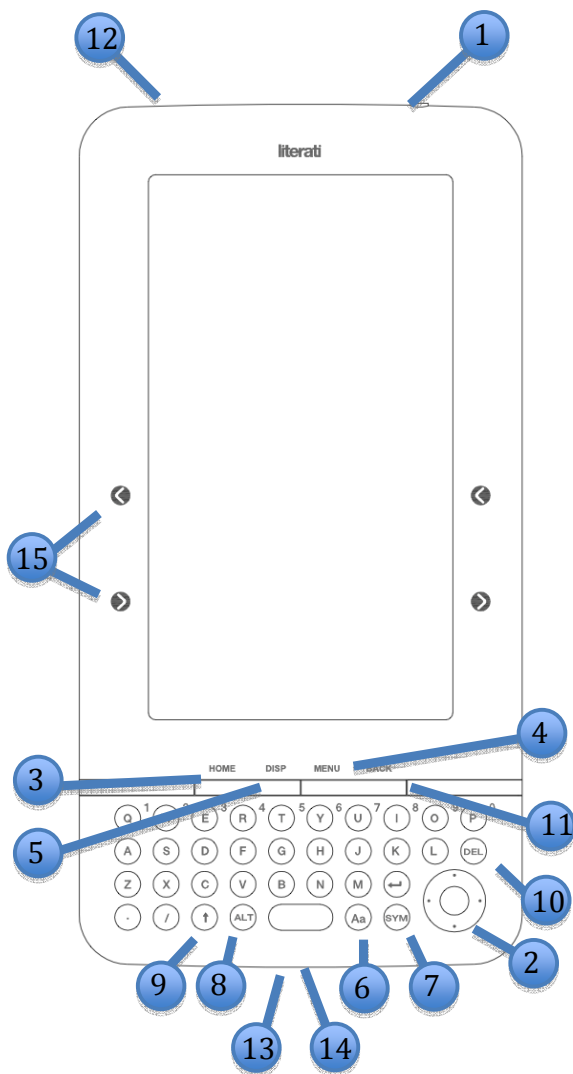
- **Create an account:** If you are new to Kobo, you can create an account. Simply follow the instructions in the Create Account window.
- **Have an account?** If you already have a Kobo account, you can sign in using your existing username and password.
- **Want to get more eBooks?** Simply click on the Store button in the Desktop Application to search or browse our extensive catalog of titles, including a huge selection of Free eBooks, Best Sellers, New Releases, Magazines, Newspapers and more.

6. Unplug your eReader and start reading

Unplug your Kobo eReader and start reading one of the 5 free eBooks included, or visit the Kobo store on the device to purchase and download more .

3 NAVIGATING YOUR EREADER

You can navigate your eReader using the 5-way Directional Pad (D-Pad) and the following buttons:



1. **Power Button:** Turns eReader on and off.
2. **Directional Pad (D-Pad):** Navigates and pages using forward and backward. Also, move up and down, or use center to select.
3. **Home Button:** Returns to your I'm Reading homepage.
4. **Menu Button:** Accesses your Library, System and Display Settings, and Help.
5. **Display Button:** Changes fonts and font sizes.
6. **CAPS-Lock:** Toggles the keyboard between lowercase and uppercase typing.
7. **Symbol Button:** Opens a virtual keypad that allows you to select from a list of commonly used typographic symbols.
8. **ALT button:** Holding this key down while typing will provide alternate characters. Use this key to type numbers.
9. **SHIFT Button:** Allows the user to toggle between lowercase and uppercase characters while typing on a per-character basis.
10. **DEL Button:** Deletes the character left of the cursor.
11. **Back Button:** Jumps back to previous section or screen.
12. **SD Card Storage:** Adds storage to your eReader using an SD Memory Card (up to 4 GB).
13. **USB Data:** Transfers eBooks to your eReader.
14. **Power:** Charges eReader.
15. **Paging Buttons:** Allows you to move forward and backwards between pages.
16. **Reset Button:** Restarts the device when a thin, blunt object is inserted (e.g., paperclip) (On rear surface of device - not shown).

CAUTION

There is a risk of explosion if the battery is replaced with an incorrect type. We have sealed the battery for your own safety. Please remember to follow local/state guidelines for disposal of used batteries.

3.1 USING THE DIRECTIONAL PAD

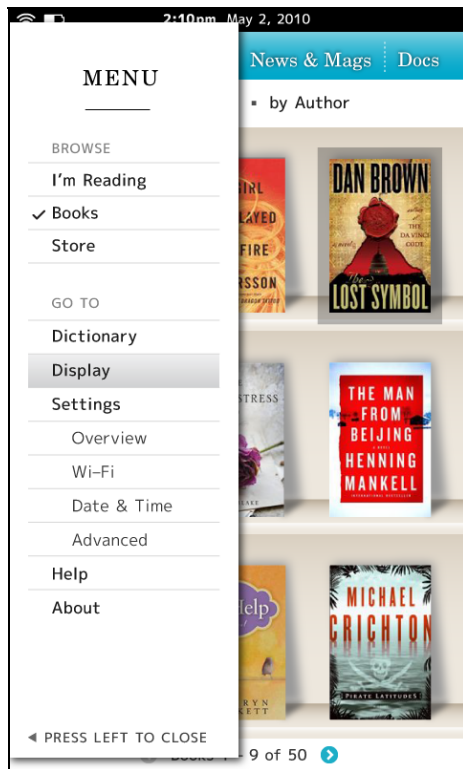
To select items, move the Directional Pad (D-Pad) up, down, left or right to highlight your choice; then press the center to select.

When reading, you can use the left or right buttons to move forward or backward, page-by-page.

TIP: When reading, you can increase or your font-size by clicking up or down on the Directional Pad.

3.2 USING THE MENU BUTTON

You can use the “Menu” button to open and close the navigation menu. It allows you to navigate between:

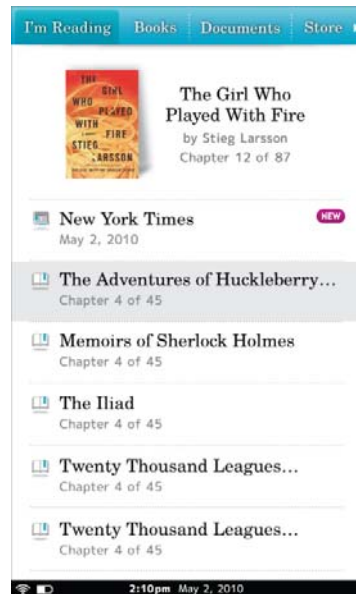


- **I'm Reading:** A list of opened and newly added eBooks that is chronologically ordered. It gives you easy access to things that you are currently reading. Also referred to as your I'm Reading homepage.
- **Books:** This is where all of your eBooks are stored.
- **Store:** When online, you can browse, search and discover eBooks.
- **Display:** Use the Display button on the left-side edge or this menu option to access your font-size and fonts settings while reading or your list preferences when browsing your library.
- **Settings:** Set Date & Time, change your wireless network settings or perform advanced configurations.
- **Help:** Use the Help button to access help for the page that you are viewing.

TIP: You can close the "MENU" at any time by clicking left on the D-Pad.

4 THE I'M READING PAGE

The I'm Reading page shows you a list of opened eBooks and newly added items, and is ordered chronologically with your last read eBook / subscription first.



The I'm Reading Page

Clicking on an eBook will bring you back to the last page you were reading.

4.1 NAVIGATING YOUR I'M READING LIST

You can use the up and down directions on the D-Pad to move up and down the list. The right- and left-directions move to the next and previous pages, respectively.

TIP: You can navigate to the tab bar at the top of the page to get directly to your eBooks or Store.

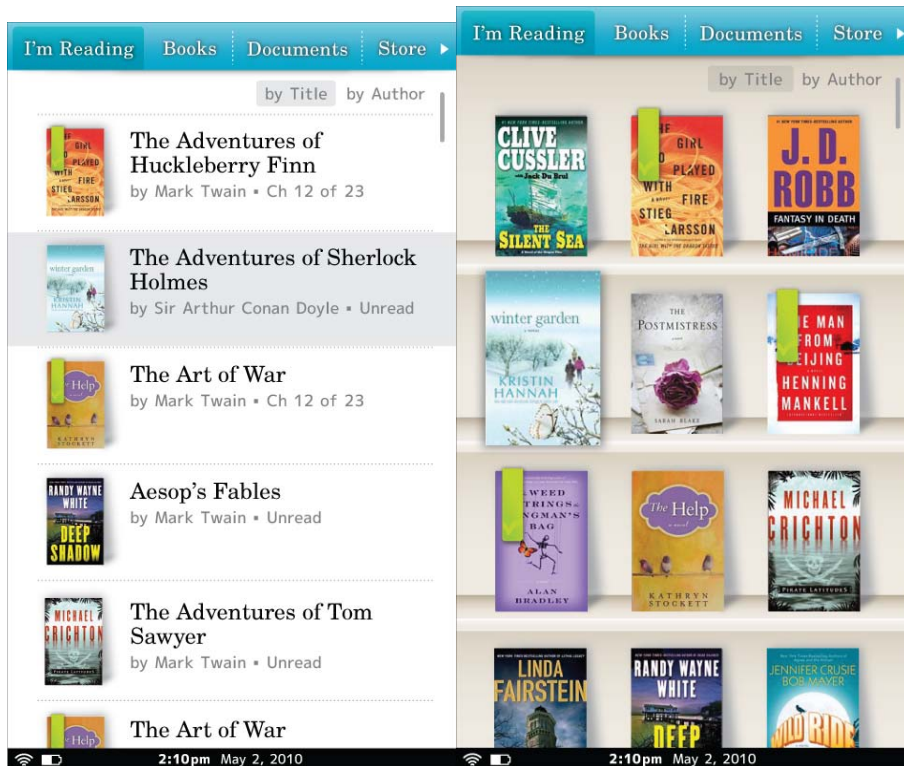
4.2 REMOVING ITEMS FROM I'M READING

You can remove items from your I'm Reading list by signing into your online account at kobobooks.com using your browser. You can use the onscreen controls to "Delete" the book from your I'm Reading List.

NOTE: Don't worry, your book is still safe. It is still available in your Library.

5 YOUR BOOKS PAGE

The “BOOKS” page displays both purchased and free eBooks. All of the eBooks available on your device will appear in your “BOOKS” section.



Your Books Page

5.1 NAVIGATING YOUR BOOKS LIST

You can use the up and down directions on the D-Pad to move up and down the list. The right- and left- directions move to the next and previous pages, respectively.

Highlight the book that you want to view and use the center select button on the D-Pad to open the book.

TIP #1: You can navigate to the Tab bar at the top of the page and move directly to your “I'm Reading” or “Store”.

TIP #2: You can use the left- and -right paging buttons to navigate the I'm Reading pages.

5.2 CHANGING THE BOOKS PAGE SORT ORDERING

You can change the sort and filter your Books by clicking the “MENU” button and using the D-pad to select:

- **By Title:** Sorts Books alphabetically, by title.
- **By Author:** Sorts Books alphabetically, by Author surname.
- **Open:** Shows only opened books.
- **New:** Shows newly downloaded and purchased content.

Alternatively, you can navigate to the Sub-nav bar, located under the main navigation tabs, to change your sorts and filtering options.

5.3 CHANGING THE DISPLAY OF YOUR BOOKS

You can change the way the Books section is shown by clicking the “DISPLAY” button and using the D-Pad to select one of the following options:

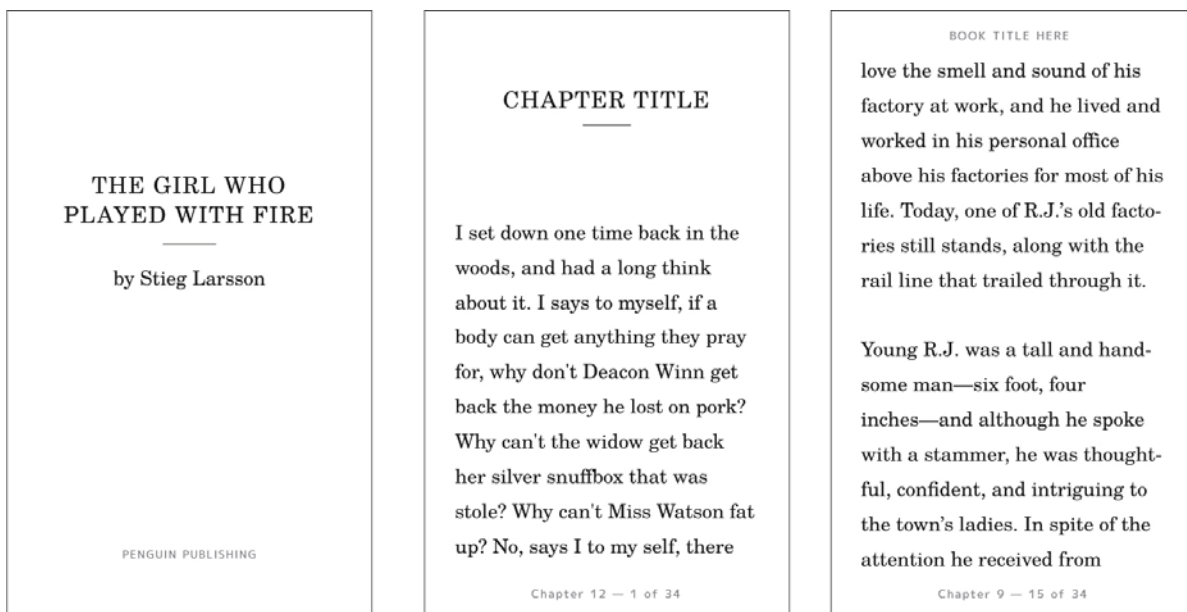
- **Covers and Text:** Shows cover, title, author and status in a concise list.
- **Covers Only:** Shows your eBooks by cover, using a visual bookshelf.
- **Text Only:** Shows your eBooks by title and author, using a text-only listing.

You can choose to hide and show the 5 Free Classics included in your eReader by selecting the one of the following items in the “DISPLAY” menu:

- **My Books & Free:** Selecting this option shows all books available on the eReader. This includes purchased and downloaded books from Kobo; the 5 Free classics included on the eReader; and any eBook purchased from alternate retailers.
- **My Books Only:** Selecting this option shows all purchased and downloaded books while hiding any unopened books from the 5 free classics included with the eReader.
- **Free Books Only:** Selecting this option hides all purchased and downloaded books while showing only the 5 Free classics included with the eReader.

6 READING YOUR EBOOKS

Within an eBook, you can use the right- and left-paging buttons to go to the next and previous pages, respectively.



The Reading Experience

TIP #1: Alternatively, you can use the right and left directions on the D-Pad to go to the next and previous pages, respectively.

TIP #2: You can change the font-size by using the up- and down- directions on the D-Pad.

TIP #3: You can open the “MENU” by clicking the center of the D-Pad.

TIP #4: You can close the “MENU” at any time by clicking left on the D-Pad.

6.1 BOOKMARKING

The eReader always bookmarks the page you last read. When you open the book again, you are returned to the same place where you last left off reading.

When you sync your device over Wifi, or through the Kobo Desktop Application, your bookmarks will be synced to your account and shared across all your other Kobo-enabled devices.

6.2 NAVIGATING YOUR EBOOK

You can use the “MENU” button to access:

- **Next Chapter:** Goes to the beginning of the next chapter.
- **Table of Contents:** Goes to the Table of Contents where you can select a specific chapter from the eBook.
- **Previous Chapter:** Goes to the beginning of the previous chapter.
- **Overview:** Goes to the eBook’s synopsis page.

6.3 CHANGING YOUR READING PREFERENCES

You can adjust the size of the text to suit how you read by pressing the “DISPLAY” button — you have a choice of five sizes for reading content on your eReader.

TIP #1: You can change the font-size by using the up- and down- directions on the D-Pad.

TIP #2: You can close the “DISPLAY” menu at any time by clicking left on the D-Pad.

NOTE: You cannot change the text sizes on menus, or on specific eReader screens, such as the I’m Reading screen or the Books screen. You can also adjust the typeface to suite your reading preferences, with a choice of either a Serif font or a Sans Serif font.

6.4 EBOOK OVERVIEW

The book overview page gives a brief synopsis of the eBook's content.



A Book Overview

NOTE: Availability of overview information is subject to the software used to author the eBook. It may not be available.

TIP #1: You can start reading the book by clicking the center of the D-Pad or paging "NEXT" at the last page of the Overview.

TIP #2: If the book has already been open, clicking the center of the D-Pad returns you to the most recent page.

6.5 EBOOK TABLE OF CONTENTS

You can navigate the eBook's Table of Contents using the D-Pad. Selecting a chapter using the center D-Pad button will take you to the start of the chapter.



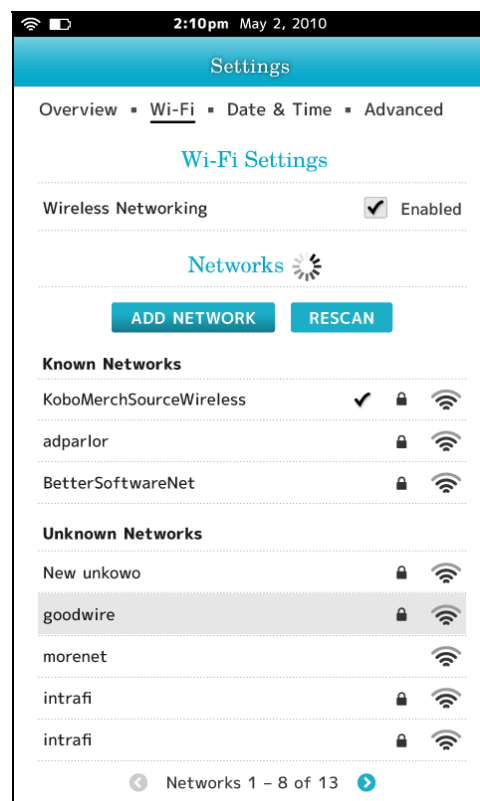
A Table of Contents

TIP: You can return to the current page of the eBook by using the "MENU" button and selecting "RETURN TO READING".

7 SYNCING YOUR EREADER USING WI-FI

You can connect your eReader to a wireless Internet access point to sync purchased eBooks from your Kobo account.

To turn on Wi-Fi, open the Menu by pressing the “Menu” button. Using the directional-pad (D-Pad), navigate and click the “Settings” menu. Navigate up using the D-Pad and click on “Wi-Fi Settings” tab. Ensure that Wi-Fi is turned on. A list of detectable wireless networks will appear. Navigate down using the D-Pad and choose a wireless network. If the network is secure, you will be prompted to authenticate.

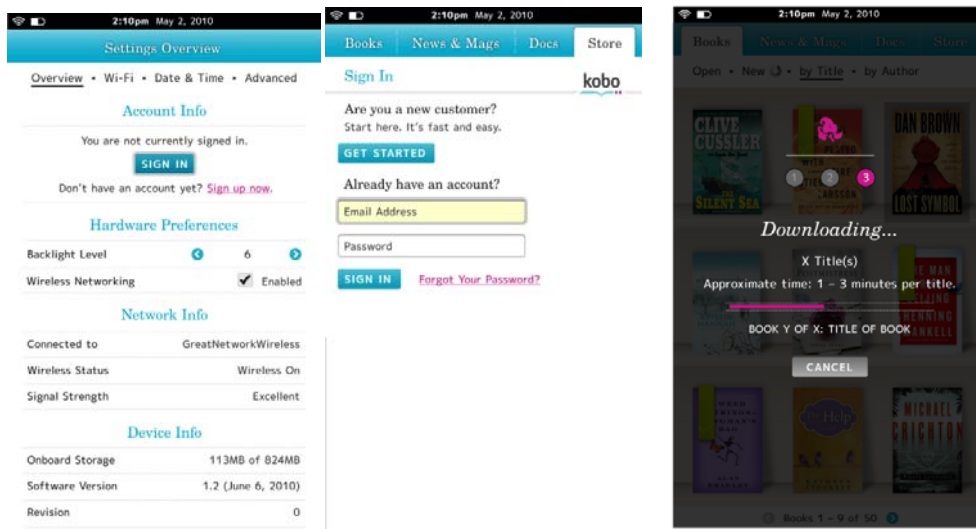


Wi-Fi Networking

To sync your Library, you first must create a new Kobo account or use an existing account.

You can create an account by clicking the “Menu” button and using the D-Pad to navigate and click the “Settings” menu. In the “Settings Overview” page you can:

- **Sign in now?** If you already have a Kobo account, you can sign in using your existing username and password.
- **Create an account:** If you are new to Kobo, you can create an account. Simply follow the instructions in the Create Account window.



Syncing your eReader through Wi-Fi

Once you have created an account or logged in, your library will be automatically download.

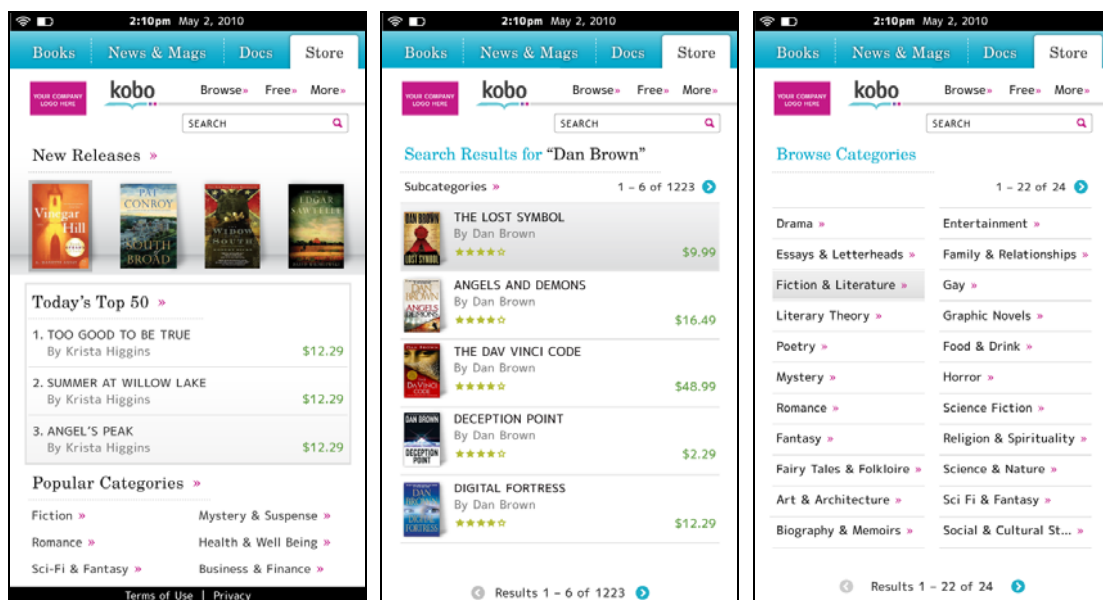
TIP: You can refresh your “I’m Reading Screen” or “Books” pages by navigating and clicking the “refresh” button. If you are not connected to a Wireless access point, you will be prompted to connect.

8 Using the Kobo eBook Store

The Kobo eBook store allows you to easily search and browse the Kobo catalog. It's just like your favorite bookstore, but with more titles to choose from: we have millions of bestsellers, new releases, award winners, classics, and free eBooks.

8.1 To navigate the store

Once you enter the store, use your Directional Pad (D-Pad) to move between selectable areas within the store. You can choose a book or a link by pressing the center-select button.



The Kobo store

Use the onscreen links to access store functions, such as:

- **Browse:** Browse through the Kobo catalog through an organized list of categories.
- **Free:** Get access to over a million free eBooks.
- **More:** View recommended eBooks as featured by Kobo.
- **Search:** Enter a Book title, author name or search term to be returned a sorted list of results. Use the D-Pad to navigate and select the onscreen search field. You'll be immediately able to start typing. Once you have finished entering your search term, submit it by pressing the "Enter".

- **New Releases:** See a list of this week's new releases.
- **Top 50:** View a list of the Top 50 most popular eBooks at kobobooks.com (updated daily).

8.2 Purchasing a Book

Buying an eBook couldn't be more simple. Navigate to the book in question, select the "Buy" button and click the center-select, D-Pad button.

1. When you first attempt to purchase a book, you will be prompted to:
 - a. **Sign in now?** If you already have a Kobo account, you can sign in using your existing username and password, or
 - b. **Create an account:** If you are new to Kobo, you can create an account. Simply follow the instructions in the Create Account window.

The image displays two side-by-side screenshots of the Kobo mobile application interface, showing the login and account creation process. Both screenshots are taken at 2:10 pm on May 2, 2010.

Left Screenshot (Sign In):

- Header: Books | News & Mags | Docs | Store
- Title: Sign In
- Text: Are you a new customer? Start here. It's fast and easy.
- Button: GET STARTED
- Text: Already have an account?
- Form: Email Address (highlighted)
- Form: Password
- Button: SIGN IN
- Link: [Forgot Your Password?](#)

Right Screenshot (Create Account):

- Header: Books | News & Mags | Docs | Store
- Title: Create Account
- Form: Email Address (highlighted)
- Form: Create Password (min. 6 characters)
- Form: Confirm Password
- Checkbox: Yes, send me newsletters and special offers via email.
- Button: CREATE ACCOUNT
- Text: By continuing you confirm that you agree to the [terms of use](#), and are over 13 years of age. Please read our [privacy policy](#).

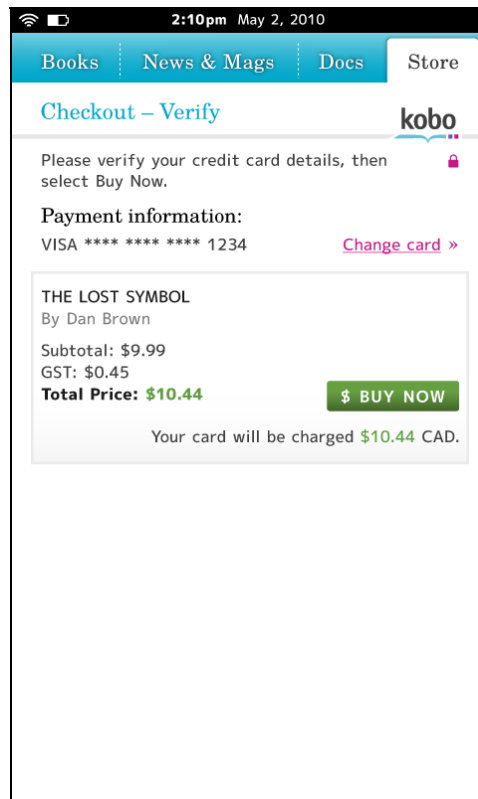
Signing In & Creating an Account

2. If you haven't already entered your billing information, you will be required to do so at this point.

The image displays two screenshots of the Kobo mobile application's checkout process. The left screenshot, titled "Checkout - Billing", prompts the user to enter billing information as it appears on their credit card statement. It includes input fields for "Street Address 1", "Street Address 2 (optional)", "City", "Country", "State / Province", and "Zip / Postal Code". A "CONTINUE" button is visible at the bottom right, along with a message: "One more step! You'll be asked to verify your purchase." The right screenshot, titled "Checkout - Payment", prompts the user to enter payment information as it appears on their credit card statement. It includes input fields for "Name on Card", "Credit Card Number", "Expiry Date" (with "MM" and "YYYY" sub-fields), and "Phone Number". A "CONTINUE" button is visible at the bottom right. Both screens feature a top navigation bar with "Books", "News & Mags", "Docs", and "Store" options, and the Kobo logo.

Entering billing Information

3. Once your purchase is confirmed, it will be automatically downloaded and available in the “Books” > “New”.



Confirming your purchase

NOTE #1: You will only be asked to enter your billing information once. After that, all purchases become a single-click process. You can change your billing information by changing it online at kobobooks.com.

NOTE #2: You will need to connect your eReader to a wireless Internet access point to be able to search, browse and purchase eBooks.

8.3 Viewing your account preferences

You can view your account preferences by clicking the “Menu” button and navigating to the “Accounts” item. The “Accounts” page allows you to change your password, view your purchase history and change your billing information.

TIP: To quickly change your billing information, log into your account at kobobooks.com.

9 MANAGING YOUR SETTINGS

Use the eReader Settings pages to manage Date and Time, review device information and access advanced Wireless settings.

9.1 SETTINGS OVERVIEW

The “OVERVIEW” page shows useful account and device status. The following items are displayed:

1. Account Details:

This section lists your account details for your eReader.

- **Email:** This is the email address to which your Kobo eReader is registered. Any content purchased from Kobo is associated with this account. If there is no account associated to the device, options for creating a new account or signing in using an existing account will be available.

2. Hardware Preferences

Use the controls in this section to adjust specific hardware features in the device.

- **Backlight Level:** Adjust the brightness of the backlight for comfortable reading.
- **Wireless Networking:** Enable or disable your wireless networking.

3. Network Info

This section displays attributes of your wireless networking.

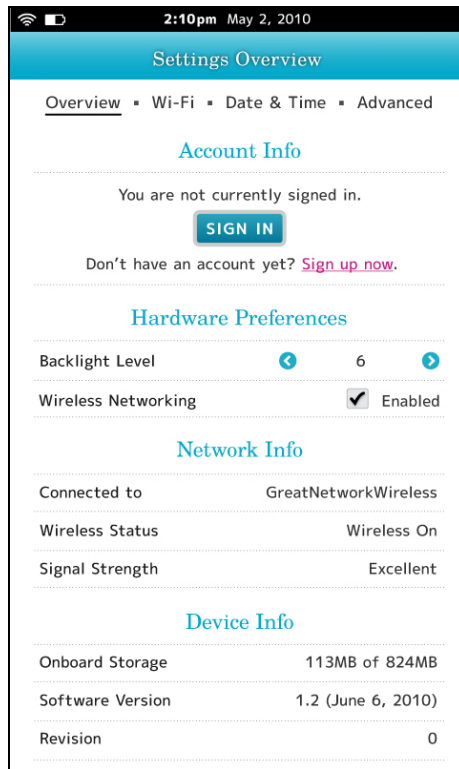
- **Connected To:** Displays the name of the wireless network you are connected to.
- **Wireless Status:** Displays whether wireless networking is on or off.
- **Signal Strength:** Shows the strength of the connected wireless signal.

4. Device Info

This section displays status information for your eReader.

- **Onboard Storage:** This is the amount of space used to store eBooks and documents on the device.

- **Software Version:** This is the version number and build date of the eReader's firmware. Use this to determine if you need to update the software of your eReader by comparing it online when you are notified of an update.
- **Revision:** This is the revision number for your device.



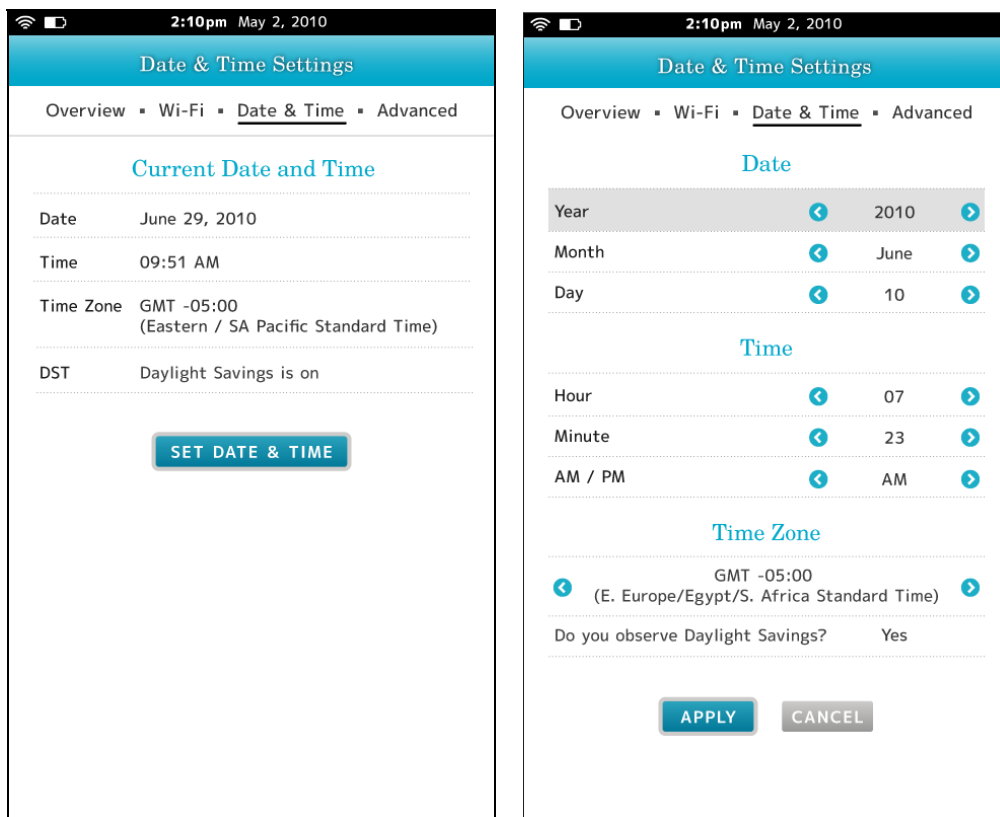
Settings Overview

9.2 DATE & TIME SETTINGS

Setting the Date and Time accurately will ensure the proper the updating of bookmarks between your eReader and your Kobo account.

The Date & Time settings screen displays the current Date, Time, Timezone and Daylight Savings Time settings.

You can change these values by clicking the “SET DATE & TIME” option.



Current Date & Time & Editing Date & Time

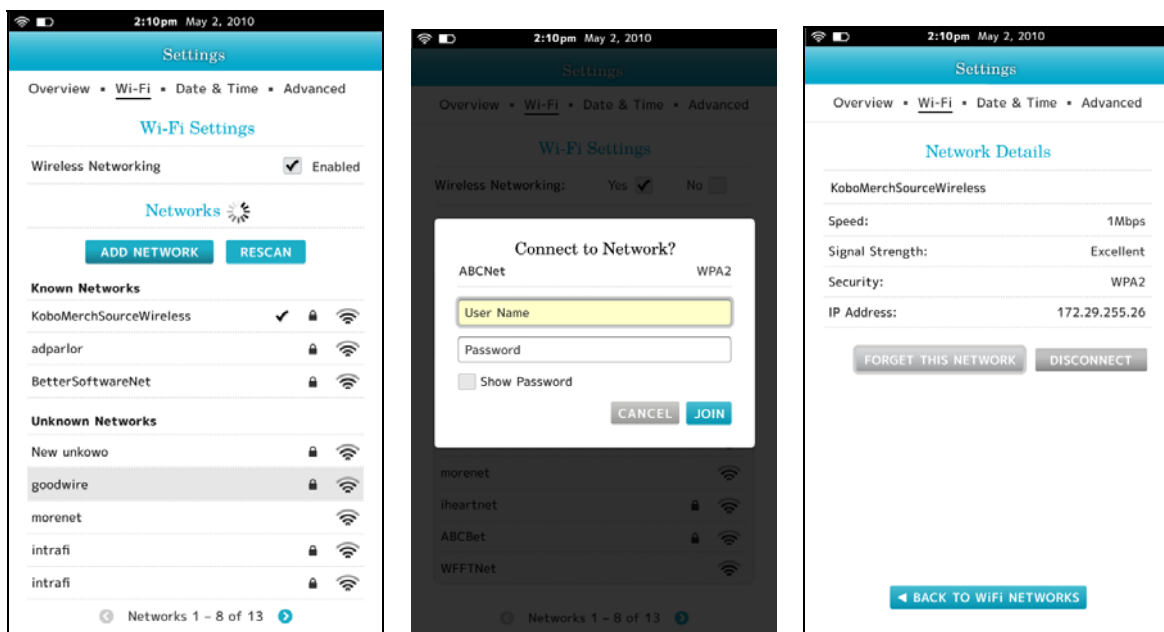
9.3 WI-FI SETTINGS

The “Wi-Fi Settings” provides you with options to adjust your wireless preferences.

The following items are available on the page:

- **Enable / Disable Wireless Networking:** Toggle wireless networking on or off.
- **Add New Wireless Network:** Clicking this button allows you to manually add a wireless network.
- **Rescan Networks:** Force a manual rescan of local wireless networks.
- **Known Wireless Networks:** A list of known networks.
- **Unknown Wireless Networks:** A list of unknown networks. To connect to an unknown network, navigate to the specific network and click the center button on the D-Pad. You will be prompted to authenticate, if necessary.

You can navigate the list using the D-Pad and page left and right using the pagination buttons.



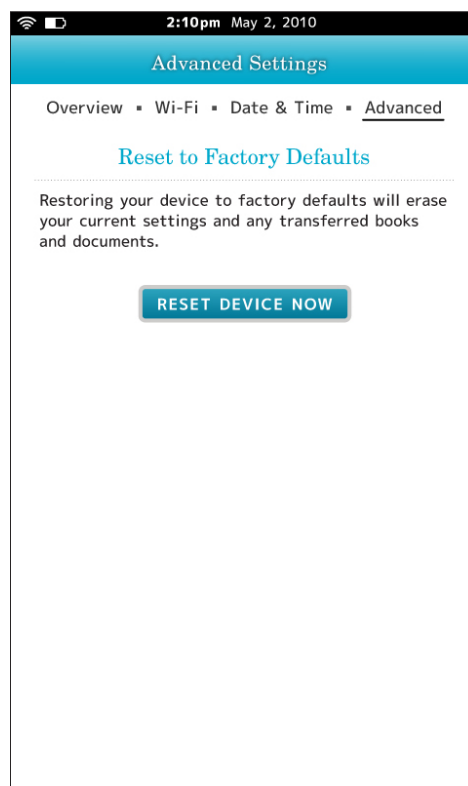
Wi-Fi Settings

9.4 ADVANCED SETTINGS

The Advanced Settings screen allows the user to perform a Factory Restore of the device.

Performing a factory restore will:

- Remove all purchased content.
- Remove all third-party eBooks and documents loaded into the eReader's memory.
- Restore all settings to their factory defaults.
- Remove all saved wireless networks.



Advance Settings

10 ABOUT THE KOBO EREADER

10.1 DESIGN

- Kim Avery
- Ian Barlow
- Pamela Hilborn
- Jeff Howard
- Damian Lewis
- Ralph Sobanski
- Tai Toh
- Eric Wang

10.2 ENGINEERING

- Stefan Arentz
- Fred Atangan
- Robert Beghian
- Jordan Christensen
- Dan Galperin
- Sameer Hasan
- Dan Leibur
- Sergey Perunov
- Alex Sparling
- George Talusan
- Reilly Watson

11 Licenses - LGPL

This software was built using the following tools in accordance to the licenses below:

libiconv-1.13.1 - LGPL - indirect linking dependency

gettext-0.17 - LGPL - indirect linking dependency

- glib-2.22 - LGPL - dependency for obex-data-server, dbus-glib
- libusb-0.1.12 - LGPL - dependency for obex-data-server
- openobex-1.3 - LGPL - dependency for obex-data-server
- qt-embedded-4.5.2 - LGPL - hard linked dependency
- qtiocompressor-2.3 - LGPL - hard linked dependency
- qca-2.0.2 - LGPL - hard linked dependency
- qca-openssl - LGPL - hard linked dependency

11.1 GNU Lesser General Public License

Version 2.1, February 1999

Copyright (C) 1991, 1999 Free Software Foundation, Inc. 59 Temple Place, Suite 330, Boston, MA 02111-1307 USA Everyone is permitted to copy and distribute verbatim copies of this license document, but changing it is not allowed.

[This is the first released version of the Lesser GPL. It also counts as the successor of the GNU Library Public License, version 2, hence the version number 2.1.]

11.2 Preamble

The licenses for most software are designed to take away your freedom to share and change it. By contrast, the GNU General Public Licenses are intended to guarantee your freedom to share and change free software--to make sure the software is free for all its users.

This license, the Lesser General Public License, applies to some specially designated software packages--typically libraries--of the Free Software Foundation and other authors who decide to use it. You can use it too, but we suggest you first think carefully about

whether this license or the ordinary General Public License is the better strategy to use in any particular case, based on the explanations below.

When we speak of free software, we are referring to freedom of use, not price. Our General Public Licenses are designed to make sure that you have the freedom to distribute copies of free software (and charge for this service if you wish); that you receive source code or can get it if you want it; that you can change the software and use pieces of it in new free programs; and that you are informed that you can do these things.

To protect your rights, we need to make restrictions that forbid distributors to deny you these rights or to ask you to surrender these rights. These restrictions translate to certain responsibilities for you if you distribute copies of the library or if you modify it.

For example, if you distribute copies of the library, whether gratis or for a fee, you must give the recipients all the rights that we gave you. You must make sure that they, too, receive or can get the source code. If you link other code with the library, you must provide complete object files to the recipients, so that they can relink them with the library after making changes to the library and recompiling it. And you must show them these terms so they know their rights.

We protect your rights with a two-step method: (1) we copyright the library, and (2) we offer you this license, which gives you legal permission to copy, distribute and/or modify the library.

To protect each distributor, we want to make it very clear that there is no warranty for the free library. Also, if the library is modified by someone else and passed on, the recipients should know that what they have is not the original version, so that the original author's reputation will not be affected by problems that might be introduced by others.

Finally, software patents pose a constant threat to the existence of any free program. We wish to make sure that a company cannot effectively restrict the users of a free program by obtaining a restrictive license from a patent holder. Therefore, we insist that any patent license obtained for a version of the library must be consistent with the full freedom of use specified in this license.

Most GNU software, including some libraries, is covered by the ordinary GNU General Public License. This license, the GNU Lesser General Public License, applies to certain designated libraries, and is quite different from the ordinary General Public License. We use this license for certain libraries in order to permit linking those libraries into non-free programs.

When a program is linked with a library, whether statically or using a shared library, the combination of the two is legally speaking a combined work, a derivative of the original library. The ordinary General Public License therefore permits such linking only if the entire combination fits its criteria of freedom. The Lesser General Public License permits more lax criteria for linking other code with the library.

We call this license the "Lesser" General Public License because it does Less to protect the user's freedom than the ordinary General Public License. It also provides other free software developers Less of an advantage over competing non-free programs. These disadvantages are the reason we use the ordinary General Public License for many libraries. However, the Lesser license provides advantages in certain special circumstances.

For example, on rare occasions, there may be a special need to encourage the widest possible use of a certain library, so that it becomes a de-facto standard. To achieve this, non-free programs must be allowed to use the library. A more frequent case is that a free library does the same job as widely used non-free libraries. In this case, there is little to gain by limiting the free library to free software only, so we use the Lesser General Public License.

In other cases, permission to use a particular library in non-free programs enables a greater number of people to use a large body of free software. For example, permission to use the GNU C Library in non-free programs enables many more people to use the whole GNU operating system, as well as its variant, the GNU/Linux operating system.

Although the Lesser General Public License is Less protective of the users' freedom, it does ensure that the user of a program that is linked with the Library has the freedom and the wherewithal to run that program using a modified version of the Library.

The precise terms and conditions for copying, distribution and modification follow. Pay close attention to the difference between a "work based on the library" and a "work that

uses the library". The former contains code derived from the library, whereas the latter must be combined with the library in order to run.

11.3 TERMS AND CONDITIONS FOR COPYING, DISTRIBUTION AND MODIFICATION

0. This License Agreement applies to any software library or other program which contains a notice placed by the copyright holder or other authorized party saying it may be distributed under the terms of this Lesser General Public License (also called "this License"). Each licensee is addressed as "you".

A "library" means a collection of software functions and/or data prepared so as to be conveniently linked with application programs (which use some of those functions and data) to form executables.

The "Library", below, refers to any such software library or work which has been distributed under these terms. A "work based on the Library" means either the Library or any derivative work under copyright law: that is to say, a work containing the Library or a portion of it, either verbatim or with modifications and/or translated straightforwardly into another language. (Hereinafter, translation is included without limitation in the term "modification".)

"Source code" for a work means the preferred form of the work for making modifications to it. For a library, complete source code means all the source code for all modules it contains, plus any associated interface definition files, plus the scripts used to control compilation and installation of the library.

Activities other than copying, distribution and modification are not covered by this License; they are outside its scope. The act of running a program using the Library is not restricted, and output from such a program is covered only if its contents constitute a work based on the Library (independent of the use of the Library in a tool for writing it). Whether that is true depends on what the Library does and what the program that uses the Library does.

1. You may copy and distribute verbatim copies of the Library's complete source code as you receive it, in any medium, provided that you conspicuously and appropriately publish on each copy an appropriate copyright notice and disclaimer of warranty; keep intact all

the notices that refer to this License and to the absence of any warranty; and distribute a copy of this License along with the Library.

You may charge a fee for the physical act of transferring a copy, and you may at your option offer warranty protection in exchange for a fee.

2. You may modify your copy or copies of the Library or any portion of it, thus forming a work based on the Library, and copy and distribute such modifications or work under the terms of Section 1 above, provided that you also meet all of these conditions:

a) The modified work must itself be a software library.

b) You must cause the files modified to carry prominent notices stating that you changed the files and the date of any change.

c) You must cause the whole of the work to be licensed at no charge to all third parties under the terms of this License.

d) If a facility in the modified Library refers to a function or a table of data to be supplied by an application program that uses the facility, other than as an argument passed when the facility is invoked, then you must make a good faith effort to ensure that, in the event an application does not supply such function or table, the facility still operates, and performs whatever part of its purpose remains meaningful.

(For example, a function in a library to compute square roots has a purpose that is entirely well-defined independent of the application. Therefore, Subsection 2d requires that any application-supplied function or table used by this function must be optional: if the application does not supply it, the square root function must still compute square roots.)

These requirements apply to the modified work as a whole. If identifiable sections of that work are not derived from the Library, and can be reasonably considered independent and separate works in themselves, then this License, and its terms, do not apply to those sections when you distribute them as separate works. But when you distribute the same sections as part of a whole which is a work based on the Library, the distribution of the whole must be on the terms of this License, whose permissions for other licensees extend to the entire whole, and thus to each and every part regardless of who wrote it.

Thus, it is not the intent of this section to claim rights or contest your rights to work written entirely by you; rather, the intent is to exercise the right to control the distribution of derivative or collective works based on the Library.

In addition, mere aggregation of another work not based on the Library with the Library (or with a work based on the Library) on a volume of a storage or distribution medium does not bring the other work under the scope of this License.

3. You may opt to apply the terms of the ordinary GNU General Public License instead of this License to a given copy of the Library. To do this, you must alter all the notices that refer to this License, so that they refer to the ordinary GNU General Public License, version 2, instead of to this License. (If a newer version than version 2 of the ordinary GNU General Public License has appeared, then you can specify that version instead if you wish.) Do not make any other change in these notices.

Once this change is made in a given copy, it is irreversible for that copy, so the ordinary GNU General Public License applies to all subsequent copies and derivative works made from that copy.

This option is useful when you wish to copy part of the code of the Library into a program that is not a library.

4. You may copy and distribute the Library (or a portion or derivative of it, under Section 2) in object code or executable form under the terms of Sections 1 and 2 above provided that you accompany it with the complete corresponding machine-readable source code, which must be distributed under the terms of Sections 1 and 2 above on a medium customarily used for software interchange.

If distribution of object code is made by offering access to copy from a designated place, then offering equivalent access to copy the source code from the same place satisfies the requirement to distribute the source code, even though third parties are not compelled to copy the source along with the object code.

5. A program that contains no derivative of any portion of the Library, but is designed to work with the Library by being compiled or linked with it, is called a "work that uses the

Library". Such a work, in isolation, is not a derivative work of the Library, and therefore falls outside the scope of this License.

However, linking a "work that uses the Library" with the Library creates an executable that is a derivative of the Library (because it contains portions of the Library), rather than a "work that uses the library". The executable is therefore covered by this License. Section 6 states terms for distribution of such executables.

When a "work that uses the Library" uses material from a header file that is part of the Library, the object code for the work may be a derivative work of the Library even though the source code is not. Whether this is true is especially significant if the work can be linked without the Library, or if the work is itself a library. The threshold for this to be true is not precisely defined by law.

If such an object file uses only numerical parameters, data structure layouts and accessors, and small macros and small inline functions (ten lines or less in length), then the use of the object file is unrestricted, regardless of whether it is legally a derivative work. (Executables containing this object code plus portions of the Library will still fall under Section 6.)

Otherwise, if the work is a derivative of the Library, you may distribute the object code for the work under the terms of Section 6. Any executables containing that work also fall under Section 6, whether or not they are linked directly with the Library itself.

6. As an exception to the Sections above, you may also combine or link a "work that uses the Library" with the Library to produce a work containing portions of the Library, and distribute that work under terms of your choice, provided that the terms permit modification of the work for the customer's own use and reverse engineering for debugging such modifications.

You must give prominent notice with each copy of the work that the Library is used in it and that the Library and its use are covered by this License. You must supply a copy of this License. If the work during execution displays copyright notices, you must include the copyright notice for the Library among them, as well as a reference directing the user to the copy of this License. Also, you must do one of these things:

a) Accompany the work with the complete corresponding machine-readable source code for the Library including whatever changes were used in the work (which must be distributed under Sections 1 and 2 above); and, if the work is an executable linked with the Library, with the complete machine-readable "work that uses the Library", as object code and/or source code, so that the user can modify the Library and then relink to produce a modified executable containing the modified Library. (It is understood that the user who changes the contents of definitions files in the Library will not necessarily be able to recompile the application to use the modified definitions.)

b) Use a suitable shared library mechanism for linking with the Library. A suitable mechanism is one that (1) uses at run time a copy of the library already present on the user's computer system, rather than copying library functions into the executable, and (2) will operate properly with a modified version of the library, if the user installs one, as long as the modified version is interface-compatible with the version that the work was made with.

c) Accompany the work with a written offer, valid for at least three years, to give the same user the materials specified in Subsection 6a, above, for a charge no more than the cost of performing this distribution.

d) If distribution of the work is made by offering access to copy from a designated place, offer equivalent access to copy the above specified materials from the same place.

e) Verify that the user has already received a copy of these materials or that you have already sent this user a copy.

For an executable, the required form of the "work that uses the Library" must include any data and utility programs needed for reproducing the executable from it. However, as a special exception, the materials to be distributed need not include anything that is normally distributed (in either source or binary form) with the major components (compiler, kernel, and so on) of the operating system on which the executable runs, unless that component itself accompanies the executable.

It may happen that this requirement contradicts the license restrictions of other proprietary libraries that do not normally accompany the operating system. Such a

contradiction means you cannot use both them and the Library together in an executable that you distribute.

7. You may place library facilities that are a work based on the Library side-by-side in a single library together with other library facilities not covered by this License, and distribute such a combined library, provided that the separate distribution of the work based on the Library and of the other library facilities is otherwise permitted, and provided that you do these two things:

a) Accompany the combined library with a copy of the same work based on the Library, uncombined with any other library facilities. This must be distributed under the terms of the Sections above.

b) Give prominent notice with the combined library of the fact that part of it is a work based on the Library, and explaining where to find the accompanying uncombined form of the same work.

8. You may not copy, modify, sublicense, link with, or distribute the Library except as expressly provided under this License. Any attempt otherwise to copy, modify, sublicense, link with, or distribute the Library is void, and will automatically terminate your rights under this License. However, parties who have received copies, or rights, from you under this License will not have their licenses terminated so long as such parties remain in full compliance.

9. You are not required to accept this License, since you have not signed it. However, nothing else grants you permission to modify or distribute the Library or its derivative works. These actions are prohibited by law if you do not accept this License. Therefore, by modifying or distributing the Library (or any work based on the Library), you indicate your acceptance of this License to do so, and all its terms and conditions for copying, distributing or modifying the Library or works based on it.

10. Each time you redistribute the Library (or any work based on the Library), the recipient automatically receives a license from the original licensor to copy, distribute, link with or modify the Library subject to these terms and conditions. You may not impose any further restrictions on the recipients' exercise of the rights granted herein. You are not responsible for enforcing compliance by third parties with this License.

11. If, as a consequence of a court judgment or allegation of patent infringement or for any other reason (not limited to patent issues), conditions are imposed on you (whether by court order, agreement or otherwise) that contradict the conditions of this License, they do not excuse you from the conditions of this License. If you cannot distribute so as to satisfy simultaneously your obligations under this License and any other pertinent obligations, then as a consequence you may not distribute the Library at all. For example, if a patent license would not permit royalty-free redistribution of the Library by all those who receive copies directly or indirectly through you, then the only way you could satisfy both it and this License would be to refrain entirely from distribution of the Library.

If any portion of this section is held invalid or unenforceable under any particular circumstance, the balance of the section is intended to apply, and the section as a whole is intended to apply in other circumstances.

It is not the purpose of this section to induce you to infringe any patents or other property right claims or to contest validity of any such claims; this section has the sole purpose of protecting the integrity of the free software distribution system which is implemented by public license practices. Many people have made generous contributions to the wide range of software distributed through that system in reliance on consistent application of that system; it is up to the author/donor to decide if he or she is willing to distribute software through any other system and a licensee cannot impose that choice.

This section is intended to make thoroughly clear what is believed to be a consequence of the rest of this License.

12. If the distribution and/or use of the Library is restricted in certain countries either by patents or by copyrighted interfaces, the original copyright holder who places the Library under this License may add an explicit geographical distribution limitation excluding those countries, so that distribution is permitted only in or among countries not thus excluded. In such case, this License incorporates the limitation as if written in the body of this License.

13. The Free Software Foundation may publish revised and/or new versions of the Lesser General Public License from time to time. Such new versions will be similar in spirit to the present version, but may differ in detail to address new problems or concerns.

Each version is given a distinguishing version number. If the Library specifies a version number of this License which applies to it and "any later version", you have the option of following the terms and conditions either of that version or of any later version published by the Free Software Foundation. If the Library does not specify a license version number, you may choose any version ever published by the Free Software Foundation.

14. If you wish to incorporate parts of the Library into other free programs whose distribution conditions are incompatible with these, write to the author to ask for permission. For software which is copyrighted by the Free Software Foundation, write to the Free Software Foundation; we sometimes make exceptions for this. Our decision will be guided by the two goals of preserving the free status of all derivatives of our free software and of promoting the sharing and reuse of software generally.

11.4 NO WARRANTY

15. BECAUSE THE LIBRARY IS LICENSED FREE OF CHARGE, THERE IS NO WARRANTY FOR THE LIBRARY, TO THE EXTENT PERMITTED BY APPLICABLE LAW. EXCEPT WHEN OTHERWISE STATED IN WRITING THE COPYRIGHT HOLDERS AND/OR OTHER PARTIES PROVIDE THE LIBRARY "AS IS" WITHOUT WARRANTY OF ANY KIND, EITHER EXPRESSED OR IMPLIED, INCLUDING, BUT NOT LIMITED TO, THE IMPLIED WARRANTIES OF MERCHANTABILITY AND FITNESS FOR A PARTICULAR PURPOSE. THE ENTIRE RISK AS TO THE QUALITY AND PERFORMANCE OF THE LIBRARY IS WITH YOU. SHOULD THE LIBRARY PROVE DEFECTIVE, YOU ASSUME THE COST OF ALL NECESSARY SERVICING, REPAIR OR CORRECTION.

16. IN NO EVENT UNLESS REQUIRED BY APPLICABLE LAW OR AGREED TO IN WRITING WILL ANY COPYRIGHT HOLDER, OR ANY OTHER PARTY WHO MAY MODIFY AND/OR REDISTRIBUTE THE LIBRARY AS PERMITTED ABOVE, BE LIABLE TO YOU FOR DAMAGES, INCLUDING ANY GENERAL, SPECIAL, INCIDENTAL OR CONSEQUENTIAL DAMAGES ARISING OUT OF THE USE OR INABILITY TO USE THE LIBRARY (INCLUDING BUT NOT LIMITED TO LOSS OF DATA OR DATA BEING RENDERED INACCURATE OR LOSSES SUSTAINED BY YOU OR THIRD PARTIES OR A FAILURE OF THE LIBRARY TO OPERATE WITH ANY OTHER SOFTWARE), EVEN IF SUCH HOLDER OR OTHER PARTY HAS BEEN ADVISED OF THE POSSIBILITY OF SUCH DAMAGES.

END OF TERMS AND CONDITIONS

12 Licenses - GPL

This software was built using the following tools in accordance to the licenses below:

- dbus-1.2.4.6 - GPL - communication through IPC/named pipes via Qt Embedded
- dbus-glib-0.80 - GPL - communication through IPC/named pipes via obex-data server
- bluez-4.5.3 - GPL - communication through IPC/named pipes via dbus-1.2.4.6
- obex-data-server - GPL - communication through IPC/named pipes via dbus-1.2.4.6

12.1 The GNU General Public License (GPL)

Version 2, June 1991

Copyright (C) 1989, 1991 Free Software Foundation, Inc.

59 Temple Place, Suite 330, Boston, MA 02111-1307 USA

Everyone is permitted to copy and distribute verbatim copies of this license document, but changing it is not allowed.

12.2 Preamble

The licenses for most software are designed to take away your freedom to share and change it. By contrast, the GNU General Public License is intended to guarantee your freedom to share and change free software--to make sure the software is free for all its users. This General Public License applies to most of the Free Software Foundation's software and to any other program whose authors commit to using it. (Some other Free Software Foundation software is covered by the GNU Library General Public License instead.) You can apply it to your programs, too.

When we speak of free software, we are referring to freedom, not price. Our General Public Licenses are designed to make sure that you have the freedom to distribute copies of free software (and charge for this service if you wish), that you receive source code or can get it if you want it, that you can change the software or use pieces of it in new free programs; and that you know you can do these things.

To protect your rights, we need to make restrictions that forbid anyone to deny you these rights or to ask you to surrender the rights. These restrictions translate to certain responsibilities for you if you distribute copies of the software, or if you modify it.

For example, if you distribute copies of such a program, whether gratis or for a fee, you must give the recipients all the rights that you have. You must make sure that they, too, receive or can get the source code. And you must show them these terms so they know their rights.

We protect your rights with two steps: (1) copyright the software, and (2) offer you this license which gives you legal permission to copy, distribute and/or modify the software

Also, for each author's protection and ours, we want to make certain that everyone understands that there is no warranty for this free software. If the software is modified by someone else and passed on, we want its recipients to know that what they have is not the original, so that any problems introduced by others will not reflect on the original authors' reputations.

Finally, any free program is threatened constantly by software patents. We wish to avoid the danger that redistributors of a free program will individually obtain patent licenses, in effect making the program proprietary. To prevent this, we have made it clear that any patent must be licensed for everyone's free use or not licensed at all .

The precise terms and conditions for copying, distribution and modification follow.

12.3 TERMS AND CONDITIONS FOR COPYING, DISTRIBUTION AND MODIFICATION

0. This License applies to any program or other work which contains a notice placed by the copyright holder saying it may be distributed under the terms of this General Public License. The "Program", below, refers to any such program or work, and a "work based on the Program" means either the Program or any derivative work under copyright law: that is to say, a work containing the Program or a portion of it, either verbatim or with modifications and/or translated into another language. (Hereinafter, translation is included without limitation in the term "modification".) Each licensee is addressed as "you".

Activities other than copying, distribution and modification are not covered by this License; they are outside its scope. The act of running the Program is not restricted, and the output

from the Program is covered only if its contents constitute a work based on the Program (independent of having been made by running the Program). Whether that is true depends on what the Program does.

1. You may copy and distribute verbatim copies of the Program's source code as you receive it, in any medium, provided that you conspicuously and appropriately publish on each copy an appropriate copyright notice and disclaimer of warranty; keep intact all the notices that refer to this License and to the absence of any warranty; and give any other recipients of the Program a copy of this License along with the Program.

You may charge a fee for the physical act of transferring a copy, and you may at your option offer warranty protection in exchange for a fee.

2. You may modify your copy or copies of the Program or any portion of it, thus forming a work based on the Program, and copy and distribute such modifications or work under the terms of Section 1 above, provided that you also meet all of these conditions:

a) You must cause the modified files to carry prominent notices stating that you changed the files and the date of any change.

b) You must cause any work that you distribute or publish, that in whole or in part contains or is derived from the Program or any part thereof, to be licensed as a whole at no charge to all third parties under the terms of this License.

c) If the modified program normally reads commands interactively when run, you must cause it, when started running for such interactive use in the most ordinary way, to print or display an announcement including an appropriate copyright notice and a notice that there is no warranty (or else, saying that you provide a warranty) and that users may redistribute the program under these conditions, and telling the user how to view a copy of this License. (Exception: if the Program itself is interactive but does not normally print such an announcement, your work based on the Program is not required to print an announcement.)

These requirements apply to the modified work as a whole. If identifiable sections of that work are not derived from the Program, and can be reasonably considered independent and separate works in themselves, then this License, and its terms, do not apply to those

sections when you distribute them as separate works. But when you distribute the same sections as part of a whole which is a work based on the Program, the distribution of the whole must be on the terms of this License, whose permissions for other licensees extend to the entire whole, and thus to each and every part regardless of who wrote it.

Thus, it is not the intent of this section to claim rights or contest your rights to work written entirely by you; rather, the intent is to exercise the right to control the distribution of derivative or collective works based on the Program.

In addition, mere aggregation of another work not based on the Program with the Program (or with a work based on the Program) on a volume of a storage or distribution medium does not bring the other work under the scope of this License.

3. You may copy and distribute the Program (or a work based on it, under Section 2) in object code or executable form under the terms of Sections 1 and 2 above provided that you also do one of the following:

a) Accompany it with the complete corresponding machine-readable source code, which must be distributed under the terms of Sections 1 and 2 above on a medium customarily used for software interchange; or,

b) Accompany it with a written offer, valid for at least three years, to give any third party, for a charge no more than your cost of physically performing source distribution, a complete machine-readable copy of the corresponding source code, to be distributed under the terms of Sections 1 and 2 above on a medium customarily used for software interchange; or,

c) Accompany it with the information you received as to the offer to distribute corresponding source code. (This alternative is allowed only for noncommercial distribution and only if you received the program in object code or executable form with such an offer, in accord with Subsection b above.)

The source code for a work means the preferred form of the work for making modifications to it. For an executable work, complete source code means all the source code for all modules it contains, plus any associated interface definition files, plus the scripts used to control compilation and installation of the executable. However, as a special exception, the

source code distributed need not include anything that is normally distributed (in either source or binary form) with the major components (compiler, kernel, and so on) of the operating system on which the executable runs, unless that component itself accompanies the executable.

If distribution of executable or object code is made by offering access to copy from a designated place, then offering equivalent access to copy the source code from the same place counts as distribution of the source code, even though third parties are not compelled to copy the source along with the object code.

4. You may not copy, modify, sublicense, or distribute the Program except as expressly provided under this License. Any attempt otherwise to copy, modify, sublicense or distribute the Program is void, and will automatically terminate your rights under this License. However, parties who have received copies, or rights, from you under this License will not have their licenses terminated so long as such parties remain in full compliance.

5. You are not required to accept this License, since you have not signed it. However, nothing else grants you permission to modify or distribute the Program or its derivative works. These actions are prohibited by law if you do not accept this License. Therefore, by modifying or distributing the Program (or any work based on the Program), you indicate your acceptance of this License to do so, and all its terms and conditions for copying, distributing or modifying the Program or works based on it.

6. Each time you redistribute the Program (or any work based on the Program), the recipient automatically receives a license from the original licensor to copy, distribute or modify the Program subject to these terms and conditions. You may not impose any further restrictions on the recipients' exercise of the rights granted herein. You are not responsible for enforcing compliance by third parties to this License.

7. If, as a consequence of a court judgment or allegation of patent infringement or for any other reason (not limited to patent issues), conditions are imposed on you (whether by court order, agreement or otherwise) that contradict the conditions of this License, they do not excuse you from the conditions of this License. If you cannot distribute so as to satisfy simultaneously your obligations under this License and any other pertinent obligations, then as a consequence you may not distribute the Program at all. For example, if a patent

license would not permit royalty-free redistribution of the Program by all those who receive copies directly or indirectly through you, then the only way you could satisfy both it and this License would be to refrain entirely from distribution of the Program.

If any portion of this section is held invalid or unenforceable under any particular circumstance, the balance of the section is intended to apply and the section as a whole is intended to apply in other circumstances.

It is not the purpose of this section to induce you to infringe any patents or other property right claims or to contest validity of any such claims; this section has the sole purpose of protecting the integrity of the free software distribution system, which is implemented by public license practices. Many people have made generous contributions to the wide range of software distributed through that system in reliance on consistent application of that system; it is up to the author/donor to decide if he or she is willing to distribute software through any other system and a licensee cannot impose that choice.

This section is intended to make thoroughly clear what is believed to be a consequence of the rest of this License.

8. If the distribution and/or use of the Program is restricted in certain countries either by patents or by copyrighted interfaces, the original copyright holder who places the Program under this License may add an explicit geographical distribution limitation excluding those countries, so that distribution is permitted only in or among countries not thus excluded. In such case, this License incorporates the limitation as if written in the body of this License.

9. The Free Software Foundation may publish revised and/or new versions of the General Public License from time to time. Such new versions will be similar in spirit to the present version, but may differ in detail to address new problems or concerns.

Each version is given a distinguishing version number. If the Program specifies a version number of this License which applies to it and "any later version", you have the option of following the terms and conditions either of that version or of any later version published by the Free Software Foundation. If the Program does not specify a version number of this License, you may choose any version ever published by the Free Software Foundation.

10. If you wish to incorporate parts of the Program into other free programs whose distribution conditions are different, write to the author to ask for permission. For software which is copyrighted by the Free Software Foundation, write to the Free Software Foundation; we sometimes make exceptions for this. Our decision will be guided by the two goals of preserving the free status of all derivatives of our free software and of promoting the sharing and reuse of software generally.

12.4 NO WARRANTY

11. BECAUSE THE PROGRAM IS LICENSED FREE OF CHARGE, THERE IS NO WARRANTY FOR THE PROGRAM, TO THE EXTENT PERMITTED BY APPLICABLE LAW. EXCEPT WHEN OTHERWISE STATED IN WRITING THE COPYRIGHT HOLDERS AND/OR OTHER PARTIES PROVIDE THE PROGRAM "AS IS" WITHOUT WARRANTY OF ANY KIND, EITHER EXPRESSED OR IMPLIED, INCLUDING, BUT NOT LIMITED TO, THE IMPLIED WARRANTIES OF MERCHANTABILITY AND FITNESS FOR A PARTICULAR PURPOSE. THE ENTIRE RISK AS TO THE QUALITY AND PERFORMANCE OF THE PROGRAM IS WITH YOU. SHOULD THE PROGRAM PROVE DEFECTIVE, YOU ASSUME THE COST OF ALL NECESSARY SERVICING, REPAIR OR CORRECTION.

12. IN NO EVENT UNLESS REQUIRED BY APPLICABLE LAW OR AGREED TO IN WRITING WILL ANY COPYRIGHT HOLDER, OR ANY OTHER PARTY WHO MAY MODIFY AND/OR REDISTRIBUTE THE PROGRAM AS PERMITTED ABOVE, BE LIABLE TO YOU FOR DAMAGES, INCLUDING ANY GENERAL, SPECIAL, INCIDENTAL OR CONSEQUENTIAL DAMAGES ARISING OUT OF THE USE OR INABILITY TO USE THE PROGRAM (INCLUDING BUT NOT LIMITED TO LOSS OF DATA OR DATA BEING RENDERED INACCURATE OR LOSSES SUSTAINED BY YOU OR THIRD PARTIES OR A FAILURE OF THE PROGRAM TO OPERATE WITH ANY OTHER PROGRAMS), EVEN IF SUCH HOLDER OR OTHER PARTY HAS BEEN ADVISED OF THE POSSIBILITY OF SUCH DAMAGES.

END OF TERMS AND CONDITIONS

13 Licenses - MIT

This software was built using the following tools in accordance to the licenses below:

expat-2.0.1 - MIT - indirect linking dependency

libxml2 - MIT

13.1 Expat XML Parser

Copyright (c) 1998, 1999, 2000 Thai Open Source Software Center Ltd and Clark Cooper.

3 Copyright (c) 2001, 2002, 2003, 2004, 2005, 2006 Expat maintainers.

Permission is hereby granted, free of charge, to any person obtaining a copy of this software and associated documentation files (the "Software"), to deal in the Software without restriction, including without limitation the rights to use, copy, modify, merge, publish, distribute, sublicense, and/or sell copies of the Software, and to permit persons to whom the Software is furnished to do so, subject to the following conditions:

The above copyright notice and this permission notice shall be included in all copies or substantial portions of the Software.

THE SOFTWARE IS PROVIDED "AS IS", WITHOUT WARRANTY OF ANY KIND, EXPRESS OR IMPLIED, INCLUDING BUT NOT LIMITED TO THE WARRANTIES OF MERCHANTABILITY, FITNESS FOR A PARTICULAR PURPOSE AND NONINFRINGEMENT. IN NO EVENT SHALL THE AUTHORS OR COPYRIGHT HOLDERS BE LIABLE FOR ANY CLAIM, DAMAGES OR OTHER LIABILITY, WHETHER IN AN ACTION OF CONTRACT, TORT OR OTHERWISE, ARISING FROM, OUT OF OR IN CONNECTION WITH THE SOFTWARE OR THE USE OR OTHER DEALINGS IN THE SOFTWARE.

END OF TERMS AND CONDITIONS

13.2 libxml2

Except where otherwise noted in the source code (e.g. the files hash.c, list.c and the trio files, which are covered by a similar licence but with different Copyright notices) all the files are:

Copyright (C) 1998-2003 Daniel Veillard. All Rights Reserved.

Permission is hereby granted, free of charge, to any person obtaining a copy of this software and associated documentation files (the "Software"), to deal in the Software without restriction, including without limitation the rights to use, copy, modify, merge, publish, distribute, sublicense, and/or sell copies of the Software, and to permit persons to whom the Software is furnished to do so, subject to the following conditions:

The above copyright notice and this permission notice shall be included in all copies or substantial portions of the Software.

THE SOFTWARE IS PROVIDED "AS IS", WITHOUT WARRANTY OF ANY KIND, EXPRESS OR IMPLIED, INCLUDING BUT NOT LIMITED TO THE WARRANTIES OF MERCHANTABILITY, FITNESS FOR A PARTICULAR PURPOSE AND NONINFRINGEMENT. IN NO EVENT SHALL THE AUTHORS OR COPYRIGHT HOLDERS BE LIABLE FOR ANY CLAIM, DAMAGES OR OTHER LIABILITY, WHETHER IN AN ACTION OF CONTRACT, TORT OR OTHERWISE, ARISING FROM, OUT OF OR IN CONNECTION WITH THE SOFTWARE OR THE USE OR OTHER DEALINGS IN THE SOFTWARE.

END OF TERMS AND CONDITIONS

14 Licenses - BSD

This software was built using the following tools in accordance to the licenses below:

libzip

Copyright (C) 1999-2008;, Dieter Baron and Thomas Klausner

The authors can be contacted at libzip@nih.at

Redistribution and use in source and binary forms, with or without modification, are permitted provided that the following conditions are met:

Redistributions of source code must retain the above copyright notice, this list of conditions and the following disclaimer.

Redistributions in binary form must reproduce the above copyright notice, this list of conditions and the following disclaimer in the documentation and/or other materials provided with the distribution.

Neither the name of the <ORGANIZATION> nor the names of its contributors may be used to endorse or promote products derived from this software without specific prior written permission.

THIS SOFTWARE IS PROVIDED BY THE COPYRIGHT HOLDERS AND CONTRIBUTORS "AS IS" AND ANY EXPRESS OR IMPLIED WARRANTIES, INCLUDING, BUT NOT LIMITED TO, THE IMPLIED WARRANTIES OF MERCHANTABILITY AND FITNESS FOR A PARTICULAR PURPOSE ARE DISCLAIMED. IN NO EVENT SHALL THE COPYRIGHT HOLDER OR CONTRIBUTORS BE LIABLE FOR ANY DIRECT, INDIRECT, INCIDENTAL, SPECIAL, EXEMPLARY, OR CONSEQUENTIAL DAMAGES (INCLUDING, BUT NOT LIMITED TO, PROCUREMENT OF SUBSTITUTE GOODS OR SERVICES; LOSS OF USE, DATA, OR PROFITS; OR BUSINESS INTERRUPTION) HOWEVER CAUSED AND ON ANY THEORY OF LIABILITY, WHETHER IN CONTRACT, STRICT LIABILITY, OR TORT (INCLUDING NEGLIGENCE OR OTHERWISE) ARISING IN ANY WAY OUT OF THE USE OF THIS SOFTWARE, EVEN IF ADVISED OF THE POSSIBILITY OF SUCH DAMAGE.

END OF TERMS AND CONDITIONS

15 Federal Communication Commission Interference Statement

This equipment has been tested and found to comply with the limits for a Class B digital device, pursuant to Part 15 of the FCC Rules. These limits are designed to provide reasonable protection against harmful interference in a residential installation. This equipment generates, uses and can radiate radio frequency energy and, if not installed and used in accordance with the instructions, may cause harmful interference to radio communications. However, there is no guarantee that interference will not occur in a particular installation. If this equipment does cause harmful interference to radio or television reception, which can be determined by turning the equipment off and on, the user is encouraged to try to correct the interference by one of the following measures:

Reorient or relocate the receiving antenna.

Increase the separation between the equipment and receiver.

Connect the equipment into an outlet on a circuit different from that to which the receiver is connected.

Consult the dealer or an experienced radio/TV technician for help.

FCC Caution: Any changes or modifications not expressly approved by the party responsible for compliance could void the user's authority to operate this equipment.

This device complies with Part 15 of the FCC Rules. Operation is subject to the following two conditions: (1) This device may not cause harmful interference, and (2) this device must accept any interference received, including interference that may cause undesired operation.

This equipment complies with FCC RF radiation exposure limits set forth for an uncontrolled environment. To maintain compliance with FCC RF exposure compliance requirements, please avoid direct contact to the transmitting antenna during transmitting.

16 Industry Canada Statement

This device complies with RSS-210 of the Industry Canada Rules. Operation is subject to the following two conditions:

this device may not cause interference and

this device must accept any interference, including interference that may cause undesired operation of the device

IMPORTANT NOTE:

16.1 IC Radiation Exposure Statement:

This equipment complies with IC radiation exposure limits set forth for an uncontrolled environment. End users must follow the specific operating instructions for satisfying RF exposure compliance. To maintain compliance with IC RF exposure compliance requirements, please follow operation instruction as documented in this manual.