


THE  
SHARPER  
IMAGE®

**literati™** WIRELESS READER

INSTRUCTION MANUAL



THE SHARPER IMAGE®

POWERED BY **kobo™**

IMPORTANT: Please read this user manual and the limitation of liability before operating.

TECHNICAL SUPPORT  
(866) 204-4714  
[www.LiteratiReader.com/support](http://www.LiteratiReader.com/support)



RECYCLING PROGRAM

Certain components from your Literati should be recycled rather than disposed of in the trash in order to protect the environment and comply with certain state laws. When you are prepared to dispose of your Literati, please contact us so that we can arrange to recycle your Literati for you.

Call us toll-free to participate: (800) 374-2744

**Please read the limitation of liability prior to using your new Literati™.**

**Keep this instruction manual as it contains important information for future reference.**

## **INTRODUCTION**

Congratulations on your purchase of The Sharper Image® Literati™ Wireless Reader. With its vibrant color screen, built-in bookstore, rechargeable battery, and expandable memory, it will change the way you read!

### **POWERED BY KOBO**

Your Literati gives you access to over two-million books for downloading and purchasing through its built-in bookstore. The bookstore is powered by Kobo Books, one of the world's largest online bookstores — backed by partners Borders and Canada-based Indigo Books (one of the largest bookstore chains in Canada).

Kobo provides enormous flexibility to its readers. Once you download or purchase content from Kobo, you will be able to read it on all other Kobo-powered devices — on not just your Literati, but also smart phones running Kobo's free eReading app and computers running Kobo's desktop software. Buy a title once, take it with you, and read it on whatever device you choose!

To download or purchase books, you will be asked to create an account with Kobo, if you don't already have one. That account will allow you to access Kobo's store on your Literati, online, and on other Kobo-powered devices. You can manage your Kobo account on the web or on your Literati.

### **UPDATING YOUR LITERATI™**

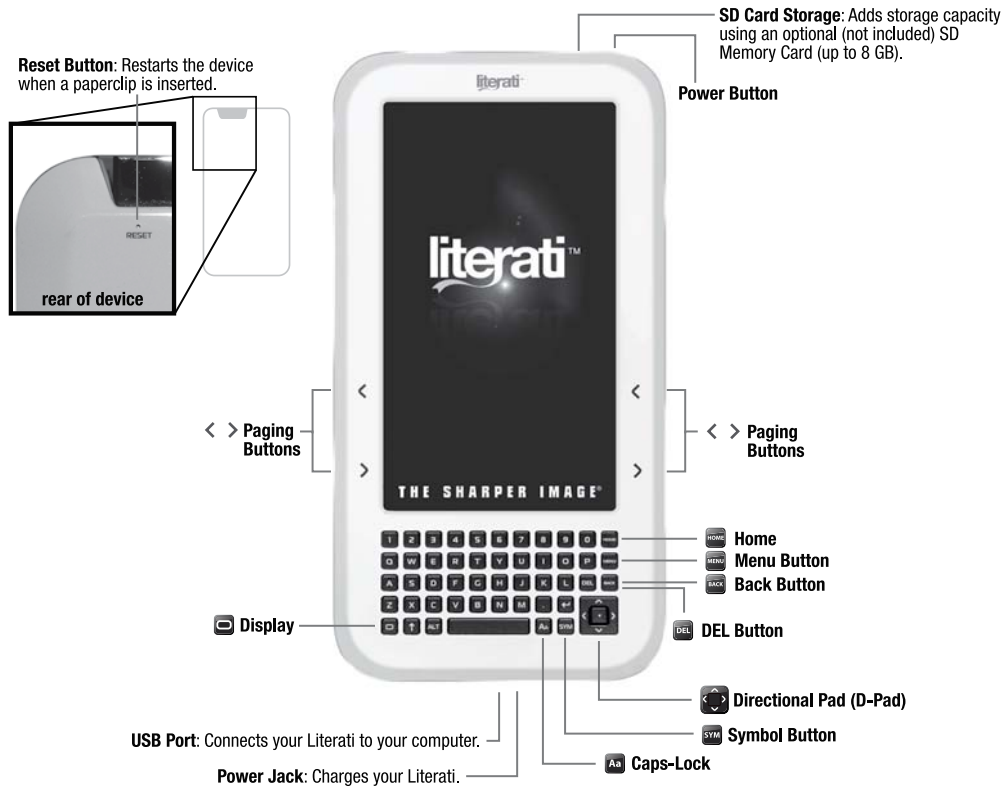
Sharper Image® is dedicated to ensuring that you enjoy your Literati for years to come. As we develop new enhancements and features, your Literati will automatically prompt you to update. Please refer to the included quick start guide or page 10 of this manual for details on the update process.

The most recent version of these instructions will always be available at [www.LiteratiReader.com/support](http://www.LiteratiReader.com/support).


## **TABLE OF CONTENTS**

<b>NAVIGATING YOUR LITERATI™</b> .....	4
Using the Directional Pad	
Using the Menu Button	
<b>SETTING UP YOUR LITERATI™</b> .....	6
Charge Your Literati	
Explore Your Literati	
Connect to a Wireless Network	
Create a Kobo Account and Sign in	
<b>THE I'M READING TAB</b> .....	7
Navigating Your I'm Reading List	
<b>YOUR BOOKS/LIBRARY TAB</b> .....	8
Navigating Your Books List	
Changing the Books Page Sort Ordering	
Sorting Your Titles	
Removing Titles from Your Literati	
Adding Removed Titles Back to Your Literati	
<b>READING ON YOUR LITERATI™</b> .....	9
Paging	
Navigating Your Book	
Changing the Typeface and Font Size	
Bookmarking	
<b>STORE TAB</b> .....	10
Navigating the Bookstore	
WiFi Networking	
Updating Your Literati	
The Kobo Store	
<b>PURCHASING A BOOK</b> .....	12
Signing in & Creating an Account	
Billing Information	
Viewing Your Account Preferences	
Syncing Your Library	
<b>MANAGING YOUR SETTINGS</b> .....	13
Overview	
Brightness Settings	
WiFi Settings	
Date & Time Settings	
Advanced Settings	
<b>ADDING BOOKS</b> .....	15
Sources for Books	
Books from Kobobooks.com	
Books from Your Local Library	
Books from Other Sellers	
Methods for Adding Books	
Add Books Using the Kobo Desktop Application	
Add Books Wirelessly	
Add Books Using an SD Card	
Add Books by Dragging and Dropping Them onto Your Literati	
Add Books Using Another Application	
<b>USING THE SD CARD SLOT</b> .....	18
<b>KOBO DESKTOP APPLICATION</b> .....	19
<b>LIMITATION OF LIABILITY</b> .....	20
<b>LICENSES - LGPL</b> .....	21
GNU Lesser General Public License	
Preamble	
Terms and Conditions for Copying, Distribution and Modification	
No Warranty	
<b>LICENSES - GPL</b> .....	24
The GNU General Public License (GPL)	
Preamble	
Terms and Conditions for Copying, Distribution and Modification	
No Warranty	
<b>LICENSES - MIT</b> .....	26
Expat XML Parser	
Libxml2	
Licenses - BSD	
Federal Communication Commission Interference Statement	
Industry Canada Statement	
IC Radiation Exposure Statement	


## NAVIGATING YOUR LITERATI™




### You can navigate your Literati using the following buttons:

-  **Directional Pad (D-Pad):** Use to navigate up, down, left, and right. The center button acts as “select” button.


---

-  **PAGING Buttons:** Allows you to move forward and backwards between pages.


---

-  **Menu Button:** Accesses your Library, System and Display Settings, and Help.


---

-  **Display:** Adjust the brightness, font, and font size. Also, choose the display format of the “Books”/“Library” tab.


---

-  **Home Button:** Returns to your “I’m Reading” tab.


---

-  **Back Button:** Returns back to previous section or screen.


---

-  **DEL Button:** Deletes the character left of the cursor.

---

-  **Symbol Button:** Opens a virtual keypad that allows you to select from a list of commonly used typographic symbols. Use this to access the @ symbol when typing email addresses.



---

-  **Caps-Lock:** Toggles the keyboard between lowercase and uppercase typing.


---

## **NAVIGATING YOUR LITERATI™ (cont.)**

### **USING THE DIRECTIONAL PAD**


- **WHEN ON A HOME SCREEN TAB**  
To select items, use the D-Pad  buttons to highlight your choice; then press the center button to select.
- **WHEN READING**  
You can increase or decrease your font-size by clicking up or down on the D-Pad .  
You can use the left or right buttons to move forward or backward, page by page.

### **USING THE MENU BUTTON**

You can use the Menu button  to open and close the navigation menu, which has these options:





- **I'M READING**  
A list of books you have started reading.
- **LIBRARY/BOOKS**  
A list of books stored on your Literati.
- **STORE**  
The built-in bookstore powered by Kobo.
- **DICTIONARY**  
Look up a word in the built-in dictionary.
- **DISPLAY** Access font-size and typeface settings while reading.  
Change preferences for layout of Library/Books tab.
- **SETTINGS**  
Adjust brightness, set date and time, change your wireless network settings or access advanced configuration options.
- **HELP**  
Access the built-in Help Page for the tab that you are viewing.



**TIP:** You can close the “MENU” at any time by clicking left on the D-Pad .

### **BRIGHTNESS SETTINGS**

To ensure a comfortable reading experience you can adjust the brightness of the screen to your liking and environment. There are two ways to adjust the brightness:

- (1) Press the Display button  and use the D-Pad  to highlight and select ADJUST LEVEL under the Brightness heading in the menu. (On certain tabs, pressing the Display button  will take you directly to the brightness level selection menu.) -OR-
- (2) Enter the “OVERVIEW” section of the settings page (see top of page). Use the D-Pad  to navigate until Backlight Level is highlighted. Use the left and right buttons to adjust brightness.



## 1. CHARGE YOUR LITERATI

Using the supplied power adapter, plug in your Literati to charge. Make sure you have charged your Literati for at least 6 hours before first use. After charging, unplug the power adapter and begin enjoying your new Literati!

### BATTERY WARNING

- The device is not user serviceable. Never attempt to disassemble the device for any reason
- Built-in rechargeable battery cannot be removed.
- Do not overcharge the device.

## 2. EXPLORE YOUR LITERATI

Power on your Literati and begin exploring using the D-Pad  and Menu button . As you explore, you will notice three tabs at the top of the screen:

- **I'M READING**



A list of titles you have begun to read. (Details about navigating this tab can be found on page 7.)

- **BOOKS/LIBRARY**

A list of titles loaded onto your Literati and ready to read. (Details about navigating this tab can be found on page 8.)

- **STORE**

The built-in bookstore powered by Kobo, with access to over two million titles. (Details about navigating this tab can be found on page 10.)

**TIP:** You can access these tabs through either the Menu button  or by using the D-Pad  to navigate to and selecting the tab you would like to open.

## 3. ENJOY YOUR FREE BOOKS

Your Literati comes with access to 150 pre-selected treasured classics. 25 of those titles have been preloaded onto your Literati so that you can begin enjoying them immediately. You'll find these books under the "Books"/"Library" tab.

When you create a user account and first login on your Literati (details on page 12), you will be prompted to select which of the additional 125 free books you would like to load onto your Literati.

## 4. CONNECT TO A WIRELESS NETWORK

Your Literati comes with a built-in bookstore with access to over two-million titles. It's just like your local bookstore, but with more titles to choose from! In order to access the bookstore, you will need to connect your Literati to a wireless (WiFi) network.

Details about connecting to wireless networks can be found on page 10.

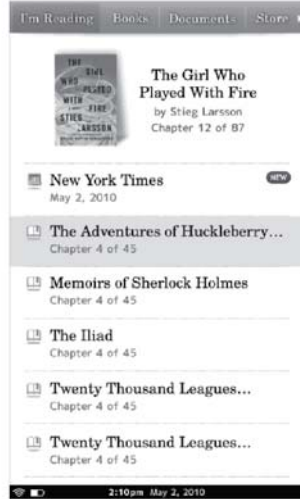
## 5. CREATE A KOBO ACCOUNT AND SIGN IN

Downloading or purchasing titles couldn't be simpler. Just sign in with your Kobo account and start browsing!

Details about creating a Kobo account and signing in can be found on page 12.


## **THE I'M READING TAB**

The I'm Reading tab shows you a list of titles you have started reading, and is ordered chronologically with your last-read title or subscription first.



**THE I'M READING PAGE**

### **NAVIGATING YOUR I'M READING LIST**

You can use the up and down buttons on the D-Pad  to move through the titles on a page. Use the right and left buttons to move to the next and previous pages in the list.


Clicking a title will open it, and will bring you back to the last page were reading.



## **YOUR BOOKS/LIBRARY TAB**

The Books/Library tab displays both purchased and free titles loaded onto your Literati.



**BOOKS PAGE**  
(COVERS AND TEXT ONLY)



**BOOKS PAGE**  
(COVERS ONLY VIEW)





### **NAVIGATING YOUR BOOKS LIST**

You can use the D-Pad  to move around the list of titles or book covers. Use the center button on the D-Pad  to open the highlighted item.

You can navigate to the next page in the list using the paging buttons < >.

### **CHANGING THE BOOKS PAGE SORT ORDERING**

You can sort and filter your titles by clicking the Menu button  and using the D-Pad  to select:

- **BY TITLE**  
Sorts Books alphabetically, by title.
- **BY AUTHOR**  
Sorts Books alphabetically, by author's last name.
- **OPEN**  
Shows only those books you have started reading.
- **NEW**  
Shows newly-downloaded and purchased content.

Alternatively, you can access these same options on the sub-navigation bar, located under the main navigation tabs.

### **SORTING YOUR TITLES**

You can change the way the Books/Library section is shown by clicking the Display button  and using the D-Pad  to select one of the following options:

- **COVERS AND TEXT**  
Shows your library with covers, title, author and reading status in a concise list.
- **COVERS ONLY**  
Shows your library with covers, using a visual bookshelf.

### **REMOVING TITLES FROM YOUR LITERATI**

You can remove titles from your Literati by signing into your online account at kobobooks.com using your computer's browser. Once signed in, click "Library" to see the list of titles in your account. You can remove a title by checking the box associated with it and clicking "delete." The title will be removed when you next synchronize your Literati over wifi.

**NOTE:** Your removed book is still safe. Although it will not be shown on your Literati, it is still associated with your Kobo account and can be loaded back onto your Literati in the future.

**WARNING:** If you enter the Trash area on kobobooks.com and click "permanently delete," titles will be permanently deleted from your Kobo account and will not be able to be restored to your Literati.


### **ADDING REMOVED TITLES BACK TO YOUR LITERATI**


If you have removed (but not permanently deleted) titles from your Literati, you can restore them by signing into your online account at kobobooks.com using your computer's browser. Once signed in, click "Library" and then click "Trash" to view the titles you have removed. To restore a title, check the box associated with it and click "Undelete." The title will be restored to your Literati when you next synchronize your Literati over wifi.

## READING ON YOUR LITERATI™


### PAGING


While reading on your Literati, you can use the paging buttons < > on either side of the screen to go to the next and previous pages of the book content.



**TIP:** Alternatively, you can use the right and left buttons on the D-Pad  to go to the next and previous pages, respectively.



### NAVIGATING YOUR BOOK

While reading, you can use the Menu button  to access the following options:


- **TABLE OF CONTENTS**  
Opens the Table of Contents where you can select a specific chapter from the book. Selecting a chapter will take you to the start of the chapter. You can exit the table of contents and return to the current page by pressing the Menu button .
- **NEXT CHAPTER**  
Goes to the beginning of the next chapter.
- **PREVIOUS CHAPTER**  
Goes to the beginning of the previous chapter.
- **OVERVIEW**  
Opens the book synopsis page.



**NOTE:** Availability of synopsis/overview information is subject to the software used by the text's publisher. It may not be available for all titles. With the synopsis open, you can start reading the book by clicking the center of the D-Pad . If the book has already been open, clicking the D-Pad  returns you to the most recently read page.

### CHANGING THE SCREEN BRIGHTNESS

To ensure a comfortable reading experience you can adjust the brightness of the screen to your liking and environment. To adjust the brightness, press the Display button  and use the D-Pad  to highlight and select ADJUST LEVEL under the Brightness heading in the menu. This will open a submenu that will allow you to choose a brightness level.

### CHANGING THE TYPEFACE AND FONT SIZE

You can adjust the size of the text and the typeface/font to your liking by pressing the Display button . You have a choice of five font sizes. Also, you can choose between a Serif or a Sans Serif font.

- TIP #1:** You can change the font-size by using the up- and down- directions on the D-Pad .
- TIP #2:** You can close the "DISPLAY" menu at any time by clicking left on the D-Pad .

**NOTE:** You cannot change the text sizes on menus, or some tab screens, such as the I'm Reading tab or the Books tab.

### BOOKMARKING

Your Literati always bookmarks the page you last read. When you open the book again, you are returned to the same place where you last left off reading. When you sync your device over WiFi, or through the Kobo Desktop Application, your bookmarks will be synced to your account and shared across all your other Kobo-enabled devices.


## STORE TAB

Your Literati comes with a built-in bookstore with access to over two-million titles. It's just like your local bookstore, but with more titles to choose from! In order to access the bookstore, you will need to connect your Literati to a wireless (WiFi) network.

Once connected to WiFi, you can browse the bookstore, purchase and download books, and synchronize your Literati with your Kobo account.





Please note that if you navigate to the store before connecting to a wireless network, you will be prompted to connect.

### NAVIGATING THE BOOKSTORE


Once you are connected to a wireless network and have entered the store, use your D-Pad  to move between selectable areas within the store.

### WiFi NETWORKING

To connect to a wireless network,

1. Press the Menu button  and then use the D-Pad  to click the "SETTINGS" menu.
2. On the next screen, click "ENABLE" .
3. A list of detectable wireless networks will appear. Use the D-Pad  to highlight and select the network you want to join.
4. If you choose a secure network (indicated by a lock icon), you will be prompted to provide the password to your wireless router.



**NOTE:** Advanced WiFi settings can be adjusted from the Settings option accessed through the Menu button . Details can be found on page 14 of this manual.

### UPDATING YOUR LITERATI

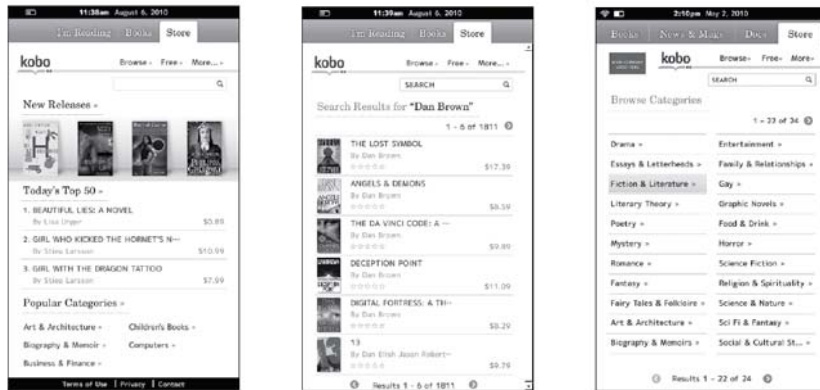
Sharper Image is dedicated to ensuring that you enjoy your Literati for years to come. Once you connect to a wireless network, you may be prompted to update your Literati.

To update your Literati:

1. Once connected to a wireless network, if an update is available, your Literati will automatically notify you and prompt you to update.
2. Click OK to begin the update process.
3. When your Literati prompts you to finish the update, click Restart. The update will take effect after your Literati restarts.



**TIP:** Because updates may introduce new features, we encourage you to download the most recent version of these instructions at: [www.LiteratiReader.com/support](http://www.LiteratiReader.com/support).

## STORE TAB (cont.)




### THE KOBO STORE

Use the onscreen links to access store functions, such as:

- **BROWSE**  
Browse the Kobo catalog through an organized list of categories.
- **FREE**  
Select the Free tab in the Store to find popular titles, all available for free download.
- **MORE**  
Displays lists of recommended books, grouped by a common theme, or recommended by readers.
- **SEARCH**  
Type a title, author name or search term to receive a sorted list of results. Use the D-Pad  to navigate and select the onscreen search field. Type the search term and press the Enter button .
- **NEW RELEASES**  
See a list of this week's new releases.
- **TOP 50**  
View a list of the Top 50 most popular eBooks at kobobooks.com (updated daily).

## PURCHASING A BOOK

Downloading or purchasing a title couldn't be simpler. Once connected to a wireless network, navigate to the Store tab using either the D-Pad  or Menu button .

Once in the Store, you can click a title to learn more about it. To make a purchase, click the "BUY NOW" button. .

Once your purchase is confirmed, it will be automatically downloaded and available in the Books/Library tab.

**NOTE:** To make a purchase, you will need to log in using your Kobo account. If you haven't already signed in using an existing Kobo account, you will be prompted to sign in when you click "BUY NOW."

## SIGNING IN & CREATING AN ACCOUNT

In order to purchase or download a book, you will need to create an account and sign-in. If you are not already signed in, you will be prompted to sign in or create an account:

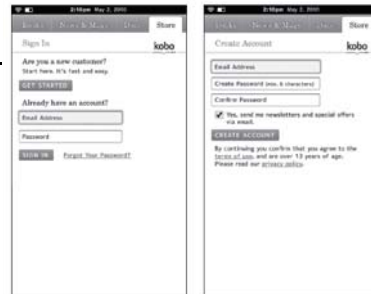
- **SIGN IN**

If you already have a Kobo account, you can sign in using your existing username and password.

- **CREATE AN ACCOUNT**

If you are new to Kobo, you will need to create an account. Simply follow the onscreen instructions. You will be automatically signed in as part of this process.

- \* **TIP:** When entering an e-mail address, you can enter the @ symbol by pressing the Symbol key on your keyboard and then selecting the @ symbol from the pop-up list.




## BILLING INFORMATION

To complete a purchase, you will need to enter your billing information. You will only be asked to enter your billing information once. After that, all purchases become a single-click process.


**NOTE:** Once setup, you can change your billing information online at [kobobooks.com](http://kobobooks.com).

## VIEWING YOUR ACCOUNT PREFERENCES

You can view your account preferences by clicking the Menu button  and navigating to the "Accounts" page. The "Accounts" page allows you to change your password, view your purchase history and change your billing information.

**TIP:** To quickly change your billing information, log into your account at [kobobooks.com](http://kobobooks.com).



## SYNCING YOUR LIBRARY

Once you have set up your WiFi connection, you can synchronize your library. On your Books or I'm Reading pages, highlight and select the Sync button. .

If you are logged in to your account, you can synchronize your Literati with your Kobo account. This will download any purchases you've made online or on other Kobo devices and will update your bookmarks to reflect where you last left off reading.

If you haven't logged in, you will be prompted to either sign in or create a new account (see above). Your books and bookmarks will be synchronized after you perform these steps.

## MANAGING YOUR SETTINGS

You can manage the settings for your Literati by pressing the Menu button  and choosing "SETTINGS". The Settings page is divided into subsections described below. Use the D-Pad  to highlight and click the subsection you would like to enter.

### OVERVIEW

The "OVERVIEW" page shows useful account and device status information. The following items are displayed:

#### ACCOUNT INFO

This section lists your account details for your Literati.

- **EMAIL**

This is the email address to which your Literati is registered. Any content purchased from Kobo is associated with this account. If there is no account associated to the device, options for creating a new account or signing in using an existing account will be available. Details on how to associate your Literati with another account can be found in the Advanced Settings section or page 14.

#### DEVICE INFO

Displays status information for your Literati.

- **BACKLIGHT LEVEL**

Use these controls to adjust the brightness of your Literati's screen. See box below for more details.

- **ONBOARD STORAGE**

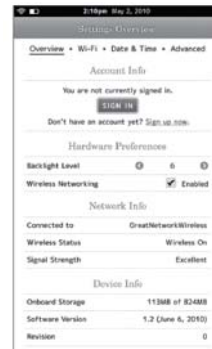
Displays the amount of space used to store books and documents on the device.

- **SOFTWARE VERSION**

- **HARDWARE VERSION**





- **WiFi MAC ADDRESS**

The MAC address of your wireless hardware.



### BRIGHTNESS SETTINGS


To ensure a comfortable reading experience you can adjust the brightness of the screen to your liking and environment. There are two ways to adjust the brightness:

- (1) Press the Display button  and use the D-Pad  to highlight and select ADJUST LEVEL under the Brightness heading in the menu. (On certain tabs, pressing the Display button  will take you directly to the brightness level selection menu.) -OR-
- (2) Enter the "OVERVIEW" section of the settings page (see top of page). Use the D-Pad  to navigate until Backlight Level is highlighted. Use the left and right buttons to adjust brightness.


## **MANAGING YOUR SETTINGS (cont.)**

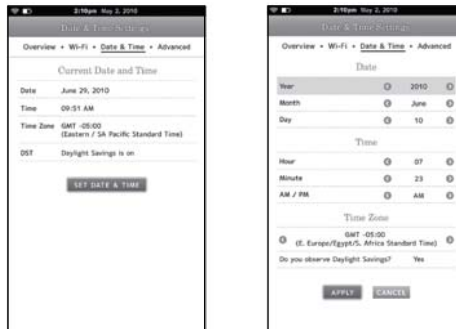
### **WiFi SETTINGS**

The WiFi Settings provides you with options to adjust your wireless preferences. The following items are available on the page:

- **ENABLE / DISABLE WIRELESS NETWORKING**  
Toggle wireless networking on or off.
- **ADD NEW WIRELESS NETWORK**  
Clicking this button allows you to manually add a wireless network. Use this if your network does not automatically appear.
- **RESCAN NETWORKS**  
Force a manual rescan of local wireless networks.
- **KNOWN WIRELESS NETWORKS**  
A list of networks to which your Literati has already been connected.
- **UNKNOWN WIRELESS NETWORKS**  
A list of networks to which your Literati has not yet been connected. To connect to an unknown network, navigate to the specific network and click the center button on the D-Pad . You will be prompted to authenticate, if necessary.

### **DATE & TIME SETTINGS**

Setting the Date and Time accurately will ensure the proper updating of bookmarks between your Literati and your Kobo account. The Date & Time settings screen displays the current Date, Time, Timezone and Daylight Savings settings. You can set these by clicking the “SET DATE & TIME” option and using your D-Pad  to change the values.



### **ADVANCED SETTINGS**

The Advanced Settings screen allows you to perform a Factory Restore of your Literati. Use this function to associate your Literati with a different Kobo account.

#### **WARNING**

Before performing a factory restore, please make sure you that you understand that it will:

- Remove all purchased content.
- Remove all third-party Books and documents.
- Restore all settings to their factory defaults.
- Remove all saved wireless networks.

A factory reset will not affect your Kobo library or its content.

## **ADDING BOOKS TO YOUR LITERATI**

Most Literati users will use the built-in bookstore to shop for and add books over a wireless connection. See pages 10-12 for more details on using the built-in store.

This section describes alternate sources of electronic content and alternate methods for loading content onto your Literati.

### **ALTERNATE SOURCES OF CONTENT AND METHODS FOR ADDING BOOKS**

eBooks come in a range of formats. When you look for books to read on your Literati, look for books that come in EPUB or PDF formats, like those in the Kobo Store. Note that some books are encrypted or protected using Digital Rights Management (DRM). DRM prevents unauthorized copying and redistribution of books, and is often used to protect the books you get from libraries and booksellers. There are several varieties of DRM protection. Your Literati can read books that are protected using Adobe DRM.

#### **1. BOOKS FROM KOBOBOOKS.COM**

You can shop the Kobo Store from any Web browser, by going to <http://www.kobobooks.com>. Once you've found the perfect book, you can download the book (in EPUB format) to your computer, then transfer it to your Literati.

To download the book, log into your Kobo account on the Kobo website, then go to your Library. Your Library lists any books that you've purchased. Click the Download EPUB button next to the book you want.

After your computer downloads the ePub file, you can it to your Literati in a variety of ways described in further detail in the METHODS FOR ADDING BOOKS section that begins page 16.

#### **2. BOOKS FROM YOUR LOCAL LIBRARY**

Many libraries let members borrow eBooks from their collections. If your library allows this, you may be able to read your borrowed books on your Literati if they:

- are provided in EPUB or PDF format
- AND protected by Adobe DRM

Adobe DRM is a way of protecting borrowed books so that they can't be copied, and so that they can only be checked-out for a specific period of time.

To add these books to your Literati, you will need to install and use Adobe Digital Editions. This application lets you download your library books and transfer them to your Literati.

For more information on using Adobe Digital Editions, see:  
<http://www.adobe.com/products/digitaleditions/>

For information on how to use Adobe Digital Editions to check out library books, please contact your local library.

#### **3. BOOKS FROM OTHER SELLERS**

If you have eBooks that you purchased from another book seller, you may be able to read them on your Literati if the books are in either EPUB or PDF format.

To read books that meet these criteria on your Literati, add them using one of the methods described in further detail in the METHODS FOR ADDING BOOKS section that begins page 16.

**NOTE:** In order to read eBooks on your Literati, they must either be encrypted using Adobe DRM, or not be encrypted or protected at all. DRM is a way of protecting purchased books so that they can't be copied and redistributed. Your Literati can read books protected by Adobe DRM, which is a very common and popular form of DRM.



## **ADDING BOOKS (cont.)**

### **METHODS FOR ADDING BOOKS**

Once you've found compatible books that you want to read, there are a variety of ways you can add them to your Literati:

1. a wireless Internet connection
2. the Kobo Desktop Application included with your Literati
3. an SD card
4. drag and drop
5. software from another manufacturer

Which method you use **will** depend on the type of books you want to add to your Literati, and where they came from. Please use the table below as a reference.

<b>Where did your books come from?</b>	<b>Try using...</b>	<b>For details, see...</b>
<b>The Kobo Store</b>	<ul style="list-style-type: none"> <li>• Your Literati, over a wireless Internet connection</li> <li>• The Kobo Desktop Application</li> <li>• An SD card</li> <li>• Drag and drop</li> <li>• Adobe Digital Editions, Calibre, or software from another manufacturer</li> </ul>	<ul style="list-style-type: none"> <li>• <b>Add books using the Kobo Desktop Application</b></li> </ul> <p>1. Add books using an SD card</p> <p>You can increase the number of books your Literati can hold by adding an SD card of up to 8 GB (not included) with books already stored on it. Books must be in EPUB or PDF format. Please see page 18 for more details on using SD cards with your Literati.</p> <ul style="list-style-type: none"> <li>• Add books using an SD card</li> <li>• Add books by dragging and dropping them onto your Literati</li> <li>• Add books using another application</li> </ul>
<b>A Local Library</b>	<ul style="list-style-type: none"> <li>• Adobe Digital Editions</li> </ul>	<ul style="list-style-type: none"> <li>• <b>Add books using another application</b></li> </ul> <p>In some cases you can use applications created by other manufacturers to add books to your Literati. Two popular applications are Adobe Digital Editions (ADE) and Calibre.</p> <ul style="list-style-type: none"> <li>• <b>Adobe Digital Editions</b></li> </ul> <p>Use Adobe Digital Editions if you want to transfer eBooks protected by Adobe DRM to your Literati. Adobe DRM is a way of encrypting and securing eBooks. You can also use ADE to transfer non-protected books to your Literati. Any books that you transfer must be in either EPUB or PDF format. For more information on using Adobe Digital Editions, see: <a href="http://www.adobe.com/products/digitaleditions/">http://www.adobe.com/products/digitaleditions/</a></p> <ul style="list-style-type: none"> <li>• <b>Calibre</b></li> </ul> <p>Calibre is a popular open-source application for managing libraries of eBooks. You can use Calibre to organize eBooks on your computer, convert eBooks to EPUB or PDF formats (or a range of others), and transfer books to your Literati. For more information on using Calibre, see: <a href="http://calibre-ebook.com/">http://calibre-ebook.com/</a></p>

## ADDING BOOKS (cont.)

Where did your books come from?	Try using...	For details, see...
<b>Other booksellers</b>	<ul style="list-style-type: none"> <li>• An SD card</li> <li>• Drag and drop</li> <li>• Adobe Digital Editions, Calibre, or software from another manufacturer</li> </ul>	<ul style="list-style-type: none"> <li>• Add books using an SD card</li> <li>• Add books by dragging and dropping them onto your Literati</li> <li>• Add books using another application</li> </ul>
<b>Other sources</b>	<ul style="list-style-type: none"> <li>• An SD card</li> <li>• Drag and drop</li> <li>• Adobe Digital Editions, Calibre, or software from another manufacturer</li> </ul>	<ul style="list-style-type: none"> <li>• Add books using an SD card</li> <li>• Add books by dragging and dropping them onto your Literati</li> <li>• Add books using another application</li> </ul>

### 1. ADD BOOKS WIRELESSLY

You can add books by shopping the Kobo Store directly from your Literati. You'll need a wireless Internet connection and a Kobo account to do this. Just set up a wireless connection from your Literati, shop for something you like, then download your new book to your Literati — it's that easy, and no computer required. For more information, see page 10.

### 2. ADD BOOKS USING THE KOBO DESKTOP APPLICATION

An easy way to buy and add books is using the free Kobo Desktop Application included with your Literati. You can use this application to shop for new books, transfer your purchases to your Literati, and manage your library. For more information, see page 19.

### 3. ADD BOOKS USING AN SD CARD

You can increase the number of books your Literati can hold by adding an SD card of up to 8 GB (not included) with books already stored on it. Books must be in EPUB or PDF format. Please see page 18 for more details on using SD cards with your Literati.

### 4. ADD BOOKS BY DRAGGING AND DROPPING THEM ONTO YOUR LITERATI

You can add new books to your Literati by accessing it like a portable hard drive. To do this you will need:

- a PC or Mac computer
- the USB cable provided with your Literati
- the books you want to add to your Literati, in EPUB or PDF format

#### To add books to your Literati using a Windows computer

1. Connect your Literati to your computer using the USB cable. Windows should automatically detect that you connected a new device.
2. When prompted for an action, select 'Open folder to view files.' A window should open, showing the contents of your Literati.
3. In another Explorer window, navigate to where you stored the eBooks you want to move to your Literati.
4. Drag and drop your eBooks into the Literati window.

That's it! You can now disconnect your Literati and read your new books.

#### To disconnect your Literati:

- a. Open My Computer.
- b. Right-click KoboReader.
- c. Select Eject.
- d. Unplug the USB cable from your Literati and computer.

You can turn on your Literati and find your new books. They will be in the BOOKS area if the files were EPUBs, or in the DOCUMENTS area if they were PDFs.

## **ADDING BOOKS (cont.)**

### **To add books to your Literati using a Mac computer**

1. Connect your Literati to your computer using the USB cable.
2. Open your Finder application.
3. Select KoboReader from your list of devices.

Finder should display the contents of your Literati.

4. In another Finder window, navigate to where you stored the eBooks you want to transfer to your Literati.
5. Drag and drop your eBooks into the Literati window.

That's it! You can now disconnect your Literati and read your new books.

### **To disconnect your Literati:**

- a. In Finder, select KoboReader from your list of devices.
- b. From the File menu, select "Eject KoboReader".

Note: If you have an SD card inserted into your Literati, you must eject this too.

- c. Unplug the USB cable from your Literati and computer.

You can turn on your Literati and find your new books. They will be in the BOOKS area if the files were EPUBs, or in the DOCUMENTS area if they were PDFs.

## **5. ADD BOOKS USING ANOTHER APPLICATION**

In some cases you can use applications created by other manufacturers to add books to your Literati. Two popular applications are Adobe Digital Editions (ADE) and Calibre.

### **Adobe Digital Editions**

Use Adobe Digital Editions if you want to transfer eBooks protected by Adobe DRM to your Literati. Adobe DRM is a way of encrypting and securing eBooks.

You can also use ADE to transfer non-protected books to your Literati. Any books that you transfer must be in either EPUB or PDF format.

For more information on using Adobe Digital Editions, see:

<http://www.adobe.com/products/digitaleditions/>

### **Calibre**

Calibre is a popular open-source application for managing libraries of eBooks. You can use Calibre to organize eBooks on your computer, convert eBooks to EPUB or PDF formats (or a range of others), and transfer books to your Literati.

For more information on using Calibre, see:

<http://calibre-ebook.com/>

## **USING THE SD CARD SLOT**

You can increase the number of books your Literati can hold by adding an SD card of up to 8 GB (not included) with books already stored on it. Books must be in EPUB or PDF format.

It does not matter how those books are organized on the SD card — your Literati will scan the entire card and all folders/directories for books. EPUB files will be added to your BOOKS area, and PDF files will be added to your DOCS area. The Literati will ignore any files that it cannot read.

To add books on an SD card:

1. Load your EPUB or PDF files onto an SD card using your computer.
2. Turn off your Literati.
3. Insert the SD card into the SD card slot at the top of the Literati and push gently until it slides in.
4. Turn on your Literati.

Your Literati will scan the SD card for books and documents, and update your library. This may take a few moments.

Note: Your Literati does not copy files from the SD card. Instead, it reads the files that are stored on it. This means that you must leave your SD card inserted while you read any books stored on the card. If you remove the card you will lose access to any books on it. To remove an SD card, simply press it gently and then release it. It should pop partially out of the SD slot for easy removal.

## **KOBO DESKTOP APPLICATION**

You can also use the included Kobo Desktop Application to purchase and sync books from kobobooks.com. Ensuring that your computer is online and connected to the Internet, connect your Literati to your computer using the supplied USB cable. The installation process should automatically begin.

- **WINDOWS XP/VISTA/7**

Follow the prompted instructions to open the Literati folder. Open the “Desktop Installers” folder. Find the “Windows” folder and double-click the “DesktopInstaller.exe” file inside. Follow the instructions to download and install the latest version of the Kobo Desktop Application.

- **MAC OS X**

The Literati will mount in your Finder application. Open the “Desktop Installers” folder. Find the “Mac OS X” folder and double-click the “DesktopInstaller.app” file inside. This will download the latest version of the Kobo Desktop Application for Mac OS X. Follow the onscreen instructions to install the software by dragging-and-dropping the Kobo Desktop Application to your Applications folder.

Open the Kobo Desktop Application and Create a FREE Account or Sign In to Your Existing Account:

- **CREATE AN ACCOUNT**

If you are new to Kobo, you can create an account. Simply follow the instructions in the Create Account window.

- **HAVE AN ACCOUNT?**

If you already have a Kobo account, you can sign in using your existing username and password.

- **WANT TO GET MORE EBOOKS?**

Simply click on the Store button in the Desktop Application to search or browse Kobo’s extensive catalog of titles, including a huge selection of free eBooks, best sellers, new releases, magazines, newspapers and more.

## **LIMITATION OF LIABILITY**

### **BY USING THIS DEVICE YOU EXPRESSLY AGREE TO THE FOLLOWING LIMITATIONS ON THE DEVICE DISTRIBUTOR'S LIABILITY:**

1. MERCHSOURCE, LLC ("MERCHSOURCE") IS ONLY THE DISTRIBUTOR OF YOUR ELECTRONIC READING DEVICE (THE "DEVICE") AND ALL CONTENT (INCLUDING BUT NOT LIMITED TO ELECTRONIC BOOKS, MAGAZINES, NEWSPAPERS AND THE LIKE), DATA, INFORMATION, APPLICATIONS OR MATERIALS ("THIRD PARTY CONTENT") FOR YOUR DEVICE IS PROVIDED BY THIRD PARTY PROVIDERS PURSUANT TO SEPARATE END-USER LICENSE AGREEMENTS BETWEEN YOU AND SUCH PROVIDERS.
2. MERCHSOURCE DOES NOT WARRANT OR ENDORSE AND DOES NOT ASSUME AND WILL NOT HAVE ANY LIABILITY OR RESPONSIBILITY TO YOU OR ANY OTHER PERSON FOR ANY THIRD-PARTY CONTENT, OR FOR ANY OTHER MATERIALS, PRODUCTS OR SERVICES OF THIRD PARTIES. THE ENTIRE RISK OF USE OF ALL THIRD PARTY CONTENT, INCLUDING THE RISK AS TO SATISFACTORY QUALITY, PERFORMANCE AND ACCURACY OF ALL THIRD PARTY CONTENT, IS WITH YOU. MERCHSOURCE HEREBY DISCLAIMS ALL WARRANTIES AND CONDITIONS WITH RESPECT TO ANY AND ALL THIRD PARTY CONTENT AND ANY SERVICES OF ANY THIRD PARTY, EITHER EXPRESS, IMPLIED, STATUTORY OR ARISING IN LAW, CUSTOM, CONDUCT OR OTHERWISE, INCLUDING, BUT NOT LIMITED TO, THE IMPLIED WARRANTIES AND/OR CONDITIONS OF MERCHANTABILITY, OF SATISFACTORY QUALITY, OF FITNESS FOR A PARTICULAR PURPOSE, OF ACCURACY, OF QUIET ENJOYMENT, AND NON-INFRINGEMENT OF THIRD PARTY RIGHTS. MERCHSOURCE DOES NOT WARRANT AGAINST INTERFERENCE WITH YOUR ENJOYMENT OF ANY THIRD PARTY CONTENT, THAT ANY THIRD PARTY CONTENT WILL MEET YOUR REQUIREMENTS, THAT ANY THIRD PARTY CONTENT WILL BE UNINTERRUPTED OR ERROR-FREE, OR THAT DEFECTS IN ANY THIRD PARTY CONTENT WILL BE CORRECTED. NO ORAL OR WRITTEN INFORMATION OR ADVICE GIVEN BY MERCHSOURCE OR ITS AUTHORIZED REPRESENTATIVE SHALL CREATE A WARRANTY. SOME JURISDICTIONS DO NOT ALLOW THE EXCLUSION OF IMPLIED WARRANTIES OR LIMITATIONS ON APPLICABLE STATUTORY RIGHTS OF A CONSUMER, SO THE ABOVE EXCLUSION AND LIMITATIONS MAY NOT APPLY TO YOU.
3. MERCHSOURCE HAS NO CONTROL OVER THE AVAILABILITY OF ANY THIRD PARTY CONTENT FOR VIEWING ON YOUR DEVICE. THE CONTENT PROVIDER MAY CHANGE, SUSPEND, REMOVE, OR DISABLE ACCESS TO ANY THIRD PARTY CONTENT AT ANY TIME, EVEN WITHOUT NOTICE TO YOU, FOR ANY OF WHICH MERCHSOURCE WILL IN NO EVENT BE LIABLE TO YOU.
4. IN NO EVENT WILL MERCHSOURCE, BE LIABLE IN CONTRACT, IN TORT (INCLUDING FOR NEGLIGENCE) OR UNDER ANY OTHER THEORY (WHETHER IN LAW OR EQUITY) INCLUDING STRICT LIABILITY, FOR ANY DAMAGES, INCLUDING, WITHOUT LIMITATION, DIRECT, INDIRECT, INCIDENTAL, SPECIAL, PUNITIVE, CONSEQUENTIAL OR SIMILAR DAMAGES, INCLUDING, WITHOUT LIMITATION, LOST PROFITS OR REVENUES, LOSS OF USE OR SIMILAR ECONOMIC LOSS, ARISING OUT OF THE USE OF OR INABILITY TO USE ANY THIRD PARTY CONTENT. APPLICABLE LAW MAY NOT ALLOW THE LIMITATION OR EXCLUSION OF LIABILITY OR INCIDENTAL OR CONSEQUENTIAL DAMAGES, SO THE ABOVE LIMITATION OR EXCLUSION MAY NOT APPLY TO YOU. IN NO EVENT SHALL MERCHSOURCE'S TOTAL LIABILITY TO YOU FOR ALL DAMAGES, LOSSES AND CAUSES OF ACTION WHETHER IN CONTRACT, TORT (INCLUDING FOR NEGLIGENCE) OR UNDER ANY OTHER LEGAL THEORY (INCLUDING STRICT LIABILITY) EXCEED THE AMOUNT PAID BY YOU FOR YOUR DEVICE.

## LICENSES - LGPL

This software was built using the following tools in accordance to the licenses below:

- libiconv-1.13.1 - LGPL - indirect linking dependency
- gettext-0.17 - LGPL - indirect linking dependency
- glib-2.22 - LGPL - dependency for obex-data-server, dbus-glib
- libusb-0.1.12 - LGPL - dependency for obex-data-server
- openobex-1.3 - LGPL - dependency for obex-data-server
- qt-embedded-4.5.2 - LGPL - hard linked dependency
- qtiocompressor-2.3 - LGPL - hard linked dependency
- qca-2.0.2 - LGPL - hard linked dependency
- qca-oss1 - LGPL - hard linked dependency

GNU Lesser General Public License

Version 2.1, February 1999

Copyright (C) 1991, 1999 Free Software Foundation, Inc. 59 Temple Place, Suite 330, Boston, MA 02111-1307 USA Everyone is permitted to copy and distribute verbatim copies of this license document, but changing it is not allowed.

[This is the first released version of the Lesser GPL. It also counts as the successor of the GNU Library Public License, version 2, hence the version number 2.1.]

Preamble

The licenses for most software are designed to take away your freedom to share and change it. By contrast, the GNU General Public Licenses are intended to guarantee your freedom to share and change free software--to make sure the software is free for all its users.

This license, the Lesser General Public License, applies to some specially designated software packages--typically libraries--of the Free Software Foundation and other authors who decide to use it. You can use it too, but we suggest you first think carefully about whether this license or the ordinary General Public License is the better strategy to use in any particular case, based on the explanations below.

When we speak of free software, we are referring to freedom of use, not price. Our General Public Licenses are designed to make sure that you have the freedom to distribute copies of free software (and charge for this service if you wish); that you receive source code or can get it if you want it; that you can change the software and use pieces of it in new free programs; and that you are informed that you can do these things.

To protect your rights, we need to make restrictions that forbid distributors to deny you these rights or to ask you to surrender these rights. These restrictions translate to certain responsibilities for you if you distribute copies of the library or if you modify it.

For example, if you distribute copies of the library, whether gratis or for a fee, you must give the recipients all the rights that we gave you. You must make sure that they, too, receive or can get the source code. If you link other code with the library, you must provide complete object files to the recipients, so that they can relink them with the library after making changes to the library and recompiling it. And you must show them these terms so they know their rights.

We protect your rights with a two-step method: (1) we copyright the library, and (2) we offer you this license, which gives you legal permission to copy, distribute and/or modify the library.

To protect each distributor, we want to make it very clear that there is no warranty for the free library. Also, if the library is modified by someone else and passed on, the recipients should know that what they have is not the original version, so that the original author's reputation will not be affected by problems that might be introduced by others.

Finally, software patents pose a constant threat to the existence of any free program. We wish to make sure that a company cannot effectively restrict the users of a free program by obtaining a restrictive license from a patent holder. Therefore, we insist that any patent license obtained for a version of the library must be consistent with the full freedom of use specified in this license.

Most GNU software, including some libraries, is covered by the ordinary GNU General Public License. This license, the GNU Lesser General Public License, applies to certain designated libraries, and is quite different from the ordinary General Public License. We use this license for certain libraries in order to permit linking those libraries into non-free programs.

When a program is linked with a library, whether statically or using a shared library, the combination of the two is legally speaking a combined work, a derivative of the original library. The ordinary General Public License therefore permits such linking only if the entire combination fits its criteria of freedom. The Lesser General Public License permits more lax criteria for linking other code with the library.

We call this license the "Lesser" General Public License because it does Less to protect the user's freedom than the ordinary General Public License. It also provides other free software developers Less of an advantage over competing non-free programs. These disadvantages are the reason we use the ordinary General Public License for many libraries. However, the Lesser license provides advantages in certain special circumstances.

For example, on rare occasions, there may be a special need to encourage the widest possible use of a certain library, so that it becomes a de-facto standard. To achieve this, non-free programs must be allowed to use the library. A more frequent case is that a free library does the same job as widely used non-free libraries. In this case, there is little to gain by limiting the free library to free software only, so we use the Lesser General Public License.

In other cases, permission to use a particular library in non-free programs enables a greater number of people to use a large body of free software. For example, permission to use the GNU C Library in non-free programs enables many more people to use the whole GNU operating system, as well as its variant, the GNU/Linux operating system.

Although the Lesser General Public License is Less protective of the users' freedom, it does ensure that the user of a program that is linked with the Library has the freedom and the wherewithal to run that program using a modified version of the Library. The precise terms and conditions for copying, distribution and modification follow. Pay close attention to the difference between a "work based on the library" and a "work that uses the library". The former contains code derived from the library, whereas the latter must be combined with the library in order to run.

TERMS AND CONDITIONS FOR COPYING, DISTRIBUTION AND MODIFICATION

0. This License Agreement applies to any software library or other program which contains a notice placed by the copyright holder or other authorized party saying it may be distributed under the terms of this Lesser General Public License (also called "this License"). Each licensee is addressed as "you".

A "library" means a collection of software functions and/or data prepared so as to be conveniently linked with application programs (which use some of those functions and data) to form executables.

The "Library", below, refers to any such software library or work which has been distributed under these terms. A "work based on the Library" means either the Library or any derivative work under copyright law; that is to say, a work containing the Library or a portion of it, either verbatim or with modifications and/or translated straightforwardly into another language. (Hereinafter, translation is included without limitation in the term "modification".)

"Source code" for a work means the preferred form of the work for making modifications to it. For a library, complete source code means all the source code for all modules it contains, plus any associated interface definition files, plus the scripts used to control compilation and installation of the library.

Activities other than copying, distribution and modification are not covered by this License; they are outside its scope. The act of running a program using the Library is not restricted, and output from such a program is covered only if its contents constitute a work based on the Library (independent of the use of the Library in a tool for writing it). Whether that is true depends on what the Library does and what the program that uses the Library does.

1. You may copy and distribute verbatim copies of the Library's complete source code as you receive it, in any medium, provided that you conspicuously and appropriately publish on each copy an appropriate copyright notice and disclaimer of warranty; keep intact all the notices that refer to this License and to the absence of any warranty; and distribute a copy of this License along with the Library.

You may charge a fee for the physical act of transferring a copy, and you may at your option offer warranty protection in exchange for a fee.



## **LICENSES - LGPL (cont.)**

2. You may modify your copy or copies of the Library or any portion of it, thus forming a work based on the Library, and copy and distribute such modifications or work under the terms of Section 1 above, provided that you also meet all of these conditions:

- a) The modified work must itself be a software library.
- b) You must cause the files modified to carry prominent notices stating that you changed the files and the date of any change.
- c) You must cause the whole of the work to be licensed at no charge to all third parties under the terms of this License.
- d) If a facility in the modified Library refers to a function or a table of data to be supplied by an application program that uses the facility, other than as an argument passed when the facility is invoked, then you must make a good faith effort to ensure that, in the event an application does not supply such function or table, the facility still operates, and performs whatever part of its purpose remains meaningful.

(For example, a function in a library to compute square roots has a purpose that is entirely well-defined independent of the application. Therefore, Subsection 2d requires that any application-supplied function or table used by this function must be optional: if the application does not supply it, the square root function must still compute square roots.) These requirements apply to the modified work as a whole. If identifiable sections of that work are not derived from the Library, and can be reasonably considered independent and separate works in themselves, then this License, and its terms, do not apply to those sections when you distribute them as separate works. But when you distribute the same sections as part of a whole which is a work based on the Library, the distribution of the whole must be on the terms of this License, whose permissions for other licensees extend to the entire whole, and thus to each and every part regardless of who wrote it. Thus, it is not the intent of this section to claim rights or contest your rights to work written entirely by you; rather, the intent is to exercise the right to control the distribution of derivative or collective works based on the Library.

In addition, mere aggregation of another work not based on the Library with the Library (or with a work based on the Library) on a volume of a storage or distribution medium does not bring the other work under the scope of this License.

3. You may opt to apply the terms of the ordinary GNU General Public License instead of this License to a given copy of the Library. To do this, you must alter all the notices that refer to this License, so that they refer to the ordinary GNU General Public License, version 2, instead of to this License. (If a newer version than version 2 of the ordinary GNU General Public License has appeared, then you can specify that version instead if you wish.) Do not make any other change in these notices. Once this change is made in a given copy, it is irreversible for that copy, so the ordinary GNU General Public License applies to all subsequent copies and derivative works made from that copy.

This option is useful when you wish to copy part of the code of the Library into a program that is not a library.

4. You may copy and distribute the Library (or a portion or derivative of it, under Section 2) in object code or executable form under the terms of Sections 1 and 2 above provided that you accompany it with the complete corresponding machine-readable source code, which must be distributed under the terms of Sections 1 and 2 above on a medium customarily used for software interchange.

If distribution of object code is made by offering access to copy from a designated place, then offering equivalent access to copy the source code from the same place satisfies the requirement to distribute the source code, even though third parties are not compelled to copy the source along with the object code.

5. A program that contains no derivative of any portion of the Library, but is designed to work with the Library by being compiled or linked with it, is called a "work that uses the Library". Such a work, in isolation, is not a derivative work of the Library, and therefore falls outside the scope of this License.

However, linking a "work that uses the Library" with the Library creates an executable that is a derivative of the Library (because it contains portions of the Library), rather than a "work that uses the library". The executable is therefore covered by this License. Section 6 states terms for distribution of such executables.

When a "work that uses the Library" uses material from a header file that is part of the Library, the object code for the work may be a derivative work of the Library even though the source code is not. Whether this is true is especially significant if the work can be linked without the Library, or if the work is itself a library. The threshold for this to be true is not precisely defined by law.

If such an object file uses only numerical parameters, data structure layouts and accessors, and small macros and small inline functions (ten lines or less in length), then the use of the object file is unrestricted, regardless of whether it is legally a derivative work. (Executables containing this object code plus portions of the Library will still fall under Section 6.)

Otherwise, if the work is a derivative of the Library, you may distribute the object code for the work under the terms of Section 6. Any executables containing that work also fall under Section 6, whether or not they are linked directly with the Library itself.

6. As an exception to the Sections above, you may also combine or link a "work that uses the Library" with the Library to produce a work containing portions of the Library, and distribute that work under terms of your choice, provided that the terms permit modification of the work for the customer's own use and reverse engineering for debugging such modifications.

You must give prominent notice with each copy of the work that the Library is used in it and that the Library and its use are covered by this License. You must supply a copy of this License. If the work during execution displays copyright notices, you must include the copyright notice for the Library among them, as well as a reference directing the user to the copy of this License. Also, you must do one of these things:

- a) Accompany the work with the complete corresponding machine-readable source code for the Library including whatever changes were used in the work (which must be distributed under Sections 1 and 2 above); and, if the work is an executable linked with the Library, with the complete machine-readable "work that uses the Library", as object code and/or source code, so that the user can modify the Library and then relink to produce a modified executable containing the modified Library. (It is understood that the user who changes the contents of definitions files in the Library will not necessarily be able to recompile the application to use the modified definitions.)

- b) Use a suitable shared library mechanism for linking with the Library. A suitable mechanism is one that (1) uses at run time a copy of the library already present on the user's computer system, rather than copying library functions into the executable, and (2) will operate properly with a modified version of the library, if the user installs one, as long as the modified version is interface-compatible with the version that the work was made with.

- c) Accompany the work with a written offer, valid for at least three years, to give the same user the materials specified in Subsection 6a, above, for a charge no more than the cost of performing this distribution.

- d) If distribution of the work is made by offering access to copy from a designated place, offer equivalent access to copy the above specified materials from the same place.

- e) Verify that the user has already received a copy of these materials or that you have already sent this user a copy.

For an executable, the required form of the "work that uses the Library" must include any data and utility programs needed for reproducing the executable from it. However, as a special exception, the materials to be distributed need not include anything that is normally distributed (in either source or binary form) with the major components (compiler, kernel, and so on) of the operating system on which the executable runs, unless that component itself accompanies the executable.

It may happen that this requirement contradicts the license restrictions of other proprietary libraries that do not normally accompany the operating system. Such a contradiction means you cannot use both them and the Library together in an executable that you distribute.

7. You may place library facilities that are a work based on the Library side-by-side in a single library together with other library facilities not covered by this License, and distribute such a combined library, provided that the separate distribution of the work based on the Library and of the other library facilities is otherwise permitted, and provided that you do these two things:

- a) Accompany the combined library with a copy of the same work based on the Library, uncombined with any other library facilities. This must be distributed under the terms of the Sections above.

- b) Give prominent notice with the combined library of the fact that part of it is a work based on the Library, and explaining where to find the accompanying uncombined form of the same work.

8. You may not copy, modify, sublicense, link with, or distribute the Library except as expressly provided under this License. Any attempt otherwise to copy, modify, sublicense, link with, or distribute the Library is void, and will automatically terminate your rights under this License. However, parties who have received copies, or rights, from you under this License will not have their licenses terminated so long as such parties remain in full compliance.

## **LICENSES - LGPL (cont.)**

9. You are not required to accept this License, since you have not signed it. However, nothing else grants you permission to modify or distribute the Library or its derivative works. These actions are prohibited by law if you do not accept this License. Therefore, by modifying or distributing the Library (or any work based on the Library), you indicate your acceptance of this License to do so, and all its terms and conditions for copying, distributing or modifying the Library or works based on it.

10. Each time you redistribute the Library (or any work based on the Library), the recipient automatically receives a license from the original licensor to copy, distribute, link with or modify the Library subject to these terms and conditions. You may not impose any further restrictions on the recipients' exercise of the rights granted herein. You are not responsible for enforcing compliance by third parties with this License.

11. If, as a consequence of a court judgment or allegation of patent infringement or for any other reason (not limited to patent issues), conditions are imposed on you (whether by court order, agreement or otherwise) that contradict the conditions of this License, they do not excuse you from the conditions of this License. If you cannot distribute so as to satisfy simultaneously your obligations under this License and any other pertinent obligations, then as a consequence you may not distribute the Library at all. For example, if a patent license would not permit royalty-free redistribution of the Library by all those who receive copies directly or indirectly through you, then the only way you could satisfy both it and this License would be to refrain entirely from distribution of the Library.

If any portion of this section is held invalid or unenforceable under any particular circumstance, the balance of the section is intended to apply, and the section as a whole is intended to apply in other circumstances.

It is not the purpose of this section to induce you to infringe any patents or other property right claims or to contest validity of any such claims; this section has the sole purpose of protecting the integrity of the free software distribution system which is implemented by public license practices. Many people have made generous contributions to the wide range of software distributed through that system in reliance on consistent application of that system; it is up to the author/donor to decide if he or she is willing to distribute software through any other system and a licensee cannot impose that choice.

This section is intended to make thoroughly clear what is believed to be a consequence of the rest of this License.

12. If the distribution and/or use of the Library is restricted in certain countries either by patents or by copyrighted interfaces, the original copyright holder who places the Library under this License may add an explicit geographical distribution limitation excluding those countries, so that distribution is permitted only in or among countries not thus excluded. In such case, this License incorporates the limitation as if written in the body of this License.

13. The Free Software Foundation may publish revised and/or new versions of the Lesser General Public License from time to time. Such new versions will be similar in spirit to the present version, but may differ in detail to address new problems or concerns.

Each version is given a distinguishing version number. If the Library specifies a version number of this License which applies to it and "any later version", you have the option of following the terms and conditions either of that version or of any later version published by the Free Software Foundation. If the Library does not specify a license version number, you may choose any version ever published by the Free Software Foundation.

14. If you wish to incorporate parts of the Library into other free programs whose distribution conditions are incompatible with these, write to the author to ask for permission. For software which is copyrighted by the Free Software Foundation, write to the Free Software Foundation; we sometimes make exceptions for this. Our decision will be guided by the two goals of preserving the free status of all derivatives of our free software and of promoting the sharing and reuse of software generally.

### **NO WARRANTY**

15. BECAUSE THE LIBRARY IS LICENSED FREE OF CHARGE, THERE IS NO WARRANTY FOR THE LIBRARY, TO THE EXTENT PERMITTED BY APPLICABLE LAW. EXCEPT WHEN OTHERWISE STATED IN WRITING THE COPYRIGHT HOLDERS AND/OR OTHER PARTIES PROVIDE THE LIBRARY "AS IS" WITHOUT WARRANTY OF ANY KIND, EITHER EXPRESSED OR IMPLIED, INCLUDING, BUT NOT LIMITED TO, THE IMPLIED WARRANTIES OF MERCHANTABILITY AND FITNESS FOR A PARTICULAR PURPOSE. THE ENTIRE RISK AS TO THE QUALITY AND PERFORMANCE OF THE LIBRARY IS WITH YOU. SHOULD THE LIBRARY PROVE DEFECTIVE, YOU ASSUME THE COST OF ALL NECESSARY SERVICING, REPAIR OR CORRECTION.

16. IN NO EVENT UNLESS REQUIRED BY APPLICABLE LAW OR AGREED TO IN WRITING WILL ANY COPYRIGHT HOLDER, OR ANY OTHER PARTY WHO MAY MODIFY AND/OR REDISTRIBUTE THE LIBRARY AS PERMITTED ABOVE, BE LIABLE TO YOU FOR DAMAGES, INCLUDING ANY GENERAL, SPECIAL, INCIDENTAL OR CONSEQUENTIAL DAMAGES ARISING OUT OF THE USE OR INABILITY TO USE THE LIBRARY (INCLUDING BUT NOT LIMITED TO LOSS OF DATA OR DATA BEING RENDERED INACCURATE OR LOSSES SUSTAINED BY YOU OR THIRD PARTIES OR A FAILURE OF THE LIBRARY TO OPERATE WITH ANY OTHER SOFTWARE), EVEN IF SUCH HOLDER OR OTHER PARTY HAS BEEN ADVISED OF THE POSSIBILITY OF SUCH DAMAGES.



## LICENSES - GPL

This software was built using the following tools in accordance to the licenses below:

- dbus-1.2.4.6 - GPL - communication through IPC/named pipes via Qt Embedded
- dbus-glib-0.80 - GPL - communication through IPC/named pipes via obex-data server
- bluez-4.5.3 - GPL - communication through IPC/named pipes via dbus-1.2.4.6
- obex-data-server - GPL - communication through IPC/named pipes via dbus-1.2.4.6

The GNU General Public License (GPL)

Version 2, June 1991

Copyright (C) 1989, 1991 Free Software Foundation, Inc.

59 Temple Place, Suite 330, Boston, MA 02111-1307 USA

Everyone is permitted to copy and distribute verbatim copies

of this license document, but changing it is not allowed.

Preamble

The licenses for most software are designed to take away your freedom to share and change it. By contrast, the GNU General Public License is intended to guarantee your freedom to share and change free software--to make sure the software is free for all its users. This General Public License applies to most of the Free Software Foundation's software and to any other program whose authors commit to using it. (Some other Free Software Foundation software is covered by the GNU Library General Public License instead.) You can apply it to your programs, too.

When we speak of free software, we are referring to freedom, not price. Our General Public Licenses are designed to make sure that you have the freedom to distribute copies of free software (and charge for this service if you wish), that you receive source code or can get it if you want it, that you can change the software or use pieces of it in new free programs; and that you know you can do these things.

To protect your rights, we need to make restrictions that forbid anyone to deny you these rights or to ask you to surrender the rights. These restrictions translate to certain responsibilities for you if you distribute copies of the software, or if you modify it. For example, if you distribute copies of such a program, whether gratis or for a fee, you must give the recipients all the rights that you have. You must make sure that they, too, receive or can get the source code. And you must show them these terms so they know their rights.

We protect your rights with two steps: (1) copyright the software, and (2) offer you this license which gives you legal permission to copy, distribute and/or modify the software

Also, for each author's protection and ours, we want to make certain that everyone understands that there is no warranty for this free software. If the software is modified by someone else and passed on, we want its recipients to know that what they have is not the original, so that any problems introduced by others will not reflect on the original authors' reputations.

Finally, any free program is threatened constantly by software patents. We wish to avoid the danger that redistributors of a free program will individually obtain patent licenses, in effect making the program proprietary. To prevent this, we have made it clear that any patent must be licensed for everyone's free use or not licensed at all.

The precise terms and conditions for copying, distribution and modification follow.

TERMS AND CONDITIONS FOR COPYING, DISTRIBUTION AND MODIFICATION

0. This License applies to any program or other work which contains a notice placed by the copyright holder saying it may be distributed under the terms of this General Public License. The "Program", below, refers to any such program or work, and a "work based on the Program" means either the Program or any derivative work under copyright law: that is to say, a work containing the Program or a portion of it, either verbatim or with modifications and/or translated into another language. (Hereinafter, translation is included without limitation in the term "modification".) Each licensee is addressed as "you".

Activities other than copying, distribution and modification are not covered by this License; they are outside its scope. The act of running the Program is not restricted, and the output from the Program is covered only if its contents constitute a work based on the Program (independent of having been made by running the Program). Whether that is true depends on what the Program does.

1. You may copy and distribute verbatim copies of the Program's source code as you receive it, in any medium, provided that you conspicuously and appropriately publish on each copy an appropriate copyright notice and disclaimer of warranty; keep intact all the notices that refer to this License and to the absence of any warranty; and give any other recipients of the Program a copy of this License along with the Program.

You may charge a fee for the physical act of transferring a copy, and you may at your option offer warranty protection in exchange for a fee.

2. You may modify your copy or copies of the Program or any portion of it, thus forming a work based on the Program, and copy and distribute such modifications or work under the terms of Section 1 above, provided that you also meet all of these conditions:

- a) You must cause the modified files to carry prominent notices stating that you changed the files and the date of any change.
  - b) You must cause any work that you distribute or publish, that in whole or in part contains or is derived from the Program or any part thereof, to be licensed as a whole at no charge to all third parties under the terms of this License.
  - c) If the modified program normally reads commands interactively when run, you must cause it, when started running for such interactive use in the most ordinary way, to print or display an announcement including an appropriate copyright notice and a notice that there is no warranty (or else, saying that you provide a warranty) and that users may redistribute the program under these conditions, and telling the user how to view a copy of this License. (Exception: if the Program itself is interactive but does not normally print such an announcement, your work based on the Program is not required to print an announcement.)
- These requirements apply to the modified work as a whole. If identifiable sections of that work are not derived from the Program, and can be reasonably considered independent and separate works in themselves, then this License, and its terms, do not apply to those sections when you distribute them as separate works. But when you distribute the same sections as part of a whole which is a work based on the Program, the distribution of the whole must be on the terms of this License, whose permissions for other licensees extend to the entire whole, and thus to each and every part regardless of who wrote it. Thus, it is not the intent of this section to claim rights or contest your rights to work written entirely by you; rather, the intent is to exercise the right to control the distribution of derivative or collective works based on the Program.

In addition, mere aggregation of another work not based on the Program with the Program (or with a work based on the Program) on a volume of a storage or distribution medium does not bring the other work under the scope of this License.

3. You may copy and distribute the Program (or a work based on it, under Section 2) in object code or executable form under the terms of Sections 1 and 2 above provided that you also do one of the following:

- a) Accompany it with the complete corresponding machine-readable source code, which must be distributed under the terms of Sections 1 and 2 above on a medium customarily used for software interchange; or
- b) Accompany it with a written offer, valid for at least three years, to give any third party, for a charge no more than your cost of physically performing source distribution, a complete machine-readable copy of the corresponding source code, to be distributed under the terms of Sections 1 and 2 above on a medium customarily used for software interchange; or
- c) Accompany it with the information you received as to the offer to distribute corresponding source code. (This alternative is allowed only for noncommercial distribution and only if you received the program in object code or executable form with such an offer, in accord with Subsection b above.)

The source code for a work means the preferred form of the work for making modifications to it. For an executable work, complete source code means all the source code for all modules it contains, plus any associated interface definition files, plus the scripts used to control compilation and installation of the executable. However, as a special exception, the source code distributed need not include anything that is normally distributed (in either source or binary form) with the major components (compiler, kernel, and so on) of the operating system on which the executable runs, unless that component itself accompanies the executable.

## **LICENSES - GPL (cont.)**

If distribution of executable or object code is made by offering access to copy from a designated place, then offering equivalent access to copy the source code from the same place counts as distribution of the source code, even though third parties are not compelled to copy the source along with the object code.

4. You may not copy, modify, sublicense, or distribute the Program except as expressly provided under this License. Any attempt otherwise to copy, modify, sublicense or distribute the Program is void, and will automatically terminate your rights under this License. However, parties who have received copies, or rights, from you under this License will not have their licenses terminated so long as such parties remain in full compliance.

5. You are not required to accept this License, since you have not signed it. However, nothing else grants you permission to modify or distribute the Program or its derivative works. These actions are prohibited by law if you do not accept this License. Therefore, by modifying or distributing the Program (or any work based on the Program), you indicate your acceptance of this License to do so, and all its terms and conditions for copying, distributing or modifying the Program or works based on it.

6. Each time you redistribute the Program (or any work based on the Program), the recipient automatically receives a license from the original licensor to copy, distribute or modify the Program subject to these terms and conditions. You may not impose any further restrictions on the recipients' exercise of the rights granted herein. You are not responsible for enforcing compliance by third parties to this License.

7. If, as a consequence of a court judgment or allegation of patent infringement or for any other reason (not limited to patent issues), conditions are imposed on you (whether by court order, agreement or otherwise) that contradict the conditions of this License, they do not excuse you from the conditions of this License. If you cannot distribute so as to satisfy simultaneously your obligations under this License and any other pertinent obligations, then as a consequence you may not distribute the Program at all. For example, if a patent license would not permit royalty-free redistribution of the Program by all those who receive copies directly or indirectly through you, then the only way you could satisfy both it and this License would be to refrain entirely from distribution of the Program.

If any portion of this section is held invalid or unenforceable under any particular circumstance, the balance of the section is intended to apply and the section as a whole is intended to apply in other circumstances.

It is not the purpose of this section to induce you to infringe any patents or other property right claims or to contest validity of any such claims; this section has the sole purpose of protecting the integrity of the free software distribution system, which is implemented by public license practices. Many people have made generous contributions to the wide range of software distributed through that system in reliance on consistent application of that system; it is up to the author/donor to decide if he or she is willing to distribute software through any other system and a licensee cannot impose that choice.

This section is intended to make thoroughly clear what is believed to be a consequence of the rest of this License.

8. If the distribution and/or use of the Program is restricted in certain countries either by patents or by copyrighted interfaces, the original copyright holder who places the Program under this License may add an explicit geographical distribution limitation excluding those countries, so that distribution is permitted only in or among countries not thus excluded. In such case, this License incorporates the limitation as if written in the body of this License.

9. The Free Software Foundation may publish revised and/or new versions of the General Public License from time to time. Such new versions will be similar in spirit to the present version, but may differ in detail to address new problems or concerns. Each version is given a distinguishing version number. If the Program specifies a version number of this License which applies to it and "any later version", you have the option of following the terms and conditions either of that version or of any later version published by the Free Software Foundation. If the Program does not specify a version number of this License, you may choose any version ever published by the Free Software Foundation.

10. If you wish to incorporate parts of the Program into other free programs whose distribution conditions are different, write to the author to ask for permission. For software which is copyrighted by the Free Software Foundation, write to the Free Software Foundation; we sometimes make exceptions for this. Our decision will be guided by the two goals of preserving the free status of all derivatives of our free software and of promoting the sharing and reuse of software generally.

### **NO WARRANTY**

11. BECAUSE THE PROGRAM IS LICENSED FREE OF CHARGE, THERE IS NO WARRANTY FOR THE PROGRAM, TO THE EXTENT PERMITTED BY APPLICABLE LAW. EXCEPT WHEN OTHERWISE STATED IN WRITING THE COPYRIGHT HOLDERS AND/OR OTHER PARTIES PROVIDE THE PROGRAM "AS IS" WITHOUT WARRANTY OF ANY KIND, EITHER EXPRESSED OR IMPLIED, INCLUDING, BUT NOT LIMITED TO, THE IMPLIED WARRANTIES OF MERCHANTABILITY AND FITNESS FOR A PARTICULAR PURPOSE. THE ENTIRE RISK AS TO THE QUALITY AND PERFORMANCE OF THE PROGRAM IS WITH YOU. SHOULD THE PROGRAM PROVE DEFECTIVE, YOU ASSUME THE COST OF ALL NECESSARY SERVICING, REPAIR OR CORRECTION.

12. IN NO EVENT UNLESS REQUIRED BY APPLICABLE LAW OR AGREED TO IN WRITING WILL ANY COPYRIGHT HOLDER, OR ANY OTHER PARTY WHO MAY MODIFY AND/OR REDISTRIBUTE THE PROGRAM AS PERMITTED ABOVE, BE LIABLE TO YOU FOR DAMAGES, INCLUDING ANY GENERAL, SPECIAL, INCIDENTAL OR CONSEQUENTIAL DAMAGES ARISING OUT OF THE USE OR INABILITY TO USE THE PROGRAM (INCLUDING BUT NOT LIMITED TO LOSS OF DATA OR DATA BEING RENDERED INACCURATE OR LOSSES SUSTAINED BY YOU OR THIRD PARTIES OR A FAILURE OF THE PROGRAM TO OPERATE WITH ANY OTHER PROGRAMS), EVEN IF SUCH HOLDER OR OTHER PARTY HAS BEEN ADVISED OF THE POSSIBILITY OF SUCH DAMAGES.

## LICENSES - MIT

This software was built using the following tools in accordance to the licenses below:

expat-2.0.1 - MIT - indirect linking dependency

libxml2 - MIT

Expat XML Parser

Copyright (c) 1998, 1999, 2000 Thai Open Source Software Center Ltd and Clark Cooper.

3 Copyright (c) 2001, 2002, 2003, 2004, 2005, 2006 Expat maintainers.

Permission is hereby granted, free of charge, to any person obtaining a copy of this software and associated documentation files (the "Software"), to deal in the Software without restriction, including without limitation the rights to use, copy, modify, merge, publish, distribute, sublicense, and/or sell copies of the Software, and to permit persons to whom the Software is furnished to do so, subject to the following conditions:

The above copyright notice and this permission notice shall be included in all copies or substantial portions of the Software. THE SOFTWARE IS PROVIDED "AS IS", WITHOUT WARRANTY OF ANY KIND, EXPRESS OR IMPLIED, INCLUDING BUT NOT LIMITED TO THE WARRANTIES OF MERCHANTABILITY, FITNESS FOR A PARTICULAR PURPOSE AND NONINFRINGEMENT. IN NO EVENT SHALL THE AUTHORS OR COPYRIGHT HOLDERS BE LIABLE FOR ANY CLAIM, DAMAGES OR OTHER LIABILITY, WHETHER IN AN ACTION OF CONTRACT, TORT OR OTHERWISE, ARISING FROM, OUT OF OR IN CONNECTION WITH THE SOFTWARE OR THE USE OR OTHER DEALINGS IN THE SOFTWARE.

libxml2

Except where otherwise noted in the source code (e.g. the files hash.c, list.c and the trio files, which are covered by a similar licence but with different Copyright notices) all the files are:

Copyright (C) 1998-2003 Daniel Veillard. All Rights Reserved.

Permission is hereby granted, free of charge, to any person obtaining a copy of this software and associated documentation files (the "Software"), to deal in the Software without restriction, including without limitation the rights to use, copy, modify, merge, publish, distribute, sublicense, and/or sell copies of the Software, and to permit persons to whom the Software is furnished to do so, subject to the following conditions:

The above copyright notice and this permission notice shall be included in all copies or substantial portions of the Software. THE SOFTWARE IS PROVIDED "AS IS", WITHOUT WARRANTY OF ANY KIND, EXPRESS OR IMPLIED, INCLUDING BUT NOT LIMITED TO THE WARRANTIES OF MERCHANTABILITY, FITNESS FOR A PARTICULAR PURPOSE AND NONINFRINGEMENT. IN NO EVENT SHALL THE AUTHORS OR COPYRIGHT HOLDERS BE LIABLE FOR ANY CLAIM, DAMAGES OR OTHER LIABILITY, WHETHER IN AN ACTION OF CONTRACT, TORT OR OTHERWISE, ARISING FROM, OUT OF OR IN CONNECTION WITH THE SOFTWARE OR THE USE OR OTHER DEALINGS IN THE SOFTWARE.

## Licenses - BSD

This software was built using the following tools in accordance to the licenses below:

libzip

Copyright (C) 1999-2008, Dieter Baron and Thomas Klausner

The authors can be contacted at libzip@nih.at

Redistribution and use in source and binary forms, with or without modification, are permitted provided that the following conditions are met:

Redistributions of source code must retain the above copyright notice, this list of conditions and the following disclaimer.

Redistributions in binary form must reproduce the above copyright notice, this list of conditions and the following disclaimer in the documentation and/or other materials provided with the distribution.

Neither the name of the <ORGANIZATION> nor the names of its contributors may be used to endorse or promote products derived from this software without specific prior written permission.

THIS SOFTWARE IS PROVIDED BY THE COPYRIGHT HOLDERS AND CONTRIBUTORS "AS IS" AND ANY EXPRESS OR IMPLIED WARRANTIES, INCLUDING, BUT NOT LIMITED TO, THE IMPLIED WARRANTIES OF MERCHANTABILITY AND FITNESS FOR A PARTICULAR PURPOSE ARE DISCLAIMED. IN NO EVENT SHALL THE COPYRIGHT HOLDER OR CONTRIBUTORS BE LIABLE FOR ANY DIRECT, INDIRECT, INCIDENTAL, SPECIAL, EXEMPLARY, OR CONSEQUENTIAL DAMAGES (INCLUDING, BUT NOT LIMITED TO, PROCUREMENT OF SUBSTITUTE GOODS OR SERVICES; LOSS OF USE, DATA, OR PROFITS; OR BUSINESS INTERRUPTION) HOWEVER CAUSED AND ON ANY THEORY OF LIABILITY, WHETHER IN CONTRACT, STRICT LIABILITY, OR TORT (INCLUDING NEGLIGENCE OR OTHERWISE) ARISING IN ANY WAY OUT OF THE USE OF THIS SOFTWARE, EVEN IF ADVISED OF THE POSSIBILITY OF SUCH DAMAGE.

Federal Communication Commission Interference Statement

This equipment has been tested and found to comply with the limits for a Class B digital device, pursuant to Part 15 of the FCC Rules. These limits are designed to provide reasonable protection against harmful interference in a residential installation. This equipment generates, uses and can radiate radio frequency energy and, if not installed and used in accordance with the instructions, may cause harmful interference to radio communications. However, there is no guarantee that interference will not occur in a particular installation. If this equipment does cause harmful interference to radio or television reception, which can be determined by turning the equipment off and on, the user is encouraged to try to correct the interference by one of the following measures:

Reorient or relocate the receiving antenna.

Increase the separation between the equipment and receiver.

Connect the equipment into an outlet on a circuit different from that to which the receiver is connected.

Consult the dealer or an experienced radio/TV technician for help.

FCC Caution: Any changes or modifications not expressly approved by the party responsible for compliance could void the user's authority to operate this equipment.

This device complies with Part 15 of the FCC Rules. Operation is subject to the following two conditions: (1) This device may not cause harmful interference, and (2) this device must accept any interference received, including interference that may cause undesired operation.

This equipment complies with FCC RF radiation exposure limits set forth for an uncontrolled environment. To maintain compliance with FCC RF exposure compliance requirements, please avoid direct contact to the transmitting antenna during transmitting.

Industry Canada Statement

This device complies with RSS-210 of the Industry Canada Rules. Operation is subject to the following two conditions:

this device may not cause interference and

this device must accept any interference, including interference that may cause undesired operation of the device

IMPORTANT NOTE:

IC Radiation Exposure Statement:

This equipment complies with IC radiation exposure limits set forth for an uncontrolled environment. End users must follow the specific operating instructions for satisfying RF exposure compliance. To maintain compliance with IC RF exposure compliance requirements, please follow operation instruction as documented in this manual.

TECHNICAL SUPPORT  
(866) 204-4714  
literati@kobobooks.com  
www.LiteratiReader.com/support



©2010 Sharper Image Acquisition, LLC. All rights reserved.  
©2010 MerchSource, LLC. All rights reserved.

THE SHARPER IMAGE® name and logo are registered trademarks of Sharper Image Acquisition, LLC used under license by MerchSource, LLC. All other logos and trademarks are proprietary to their respective owners.

The Literati name and logo are trademarks of MerchSource, LLC.

Kobo, kobobooks.com and related logos are trademarks and the property of Kobo Inc.

Other names and content are the property of their respective owners.

Distributed by MerchSource, LLC, Foothill Ranch, CA 92610.

PATENTS PENDING

The artwork and design of this manual are protected by US copyright law and may not be reproduced, distributed, displaced, published or used for any purpose without prior written permission. Altering, removing or reproducing any of the trademark or copyright notice forms on this manual is not permitted.

Printed in China